

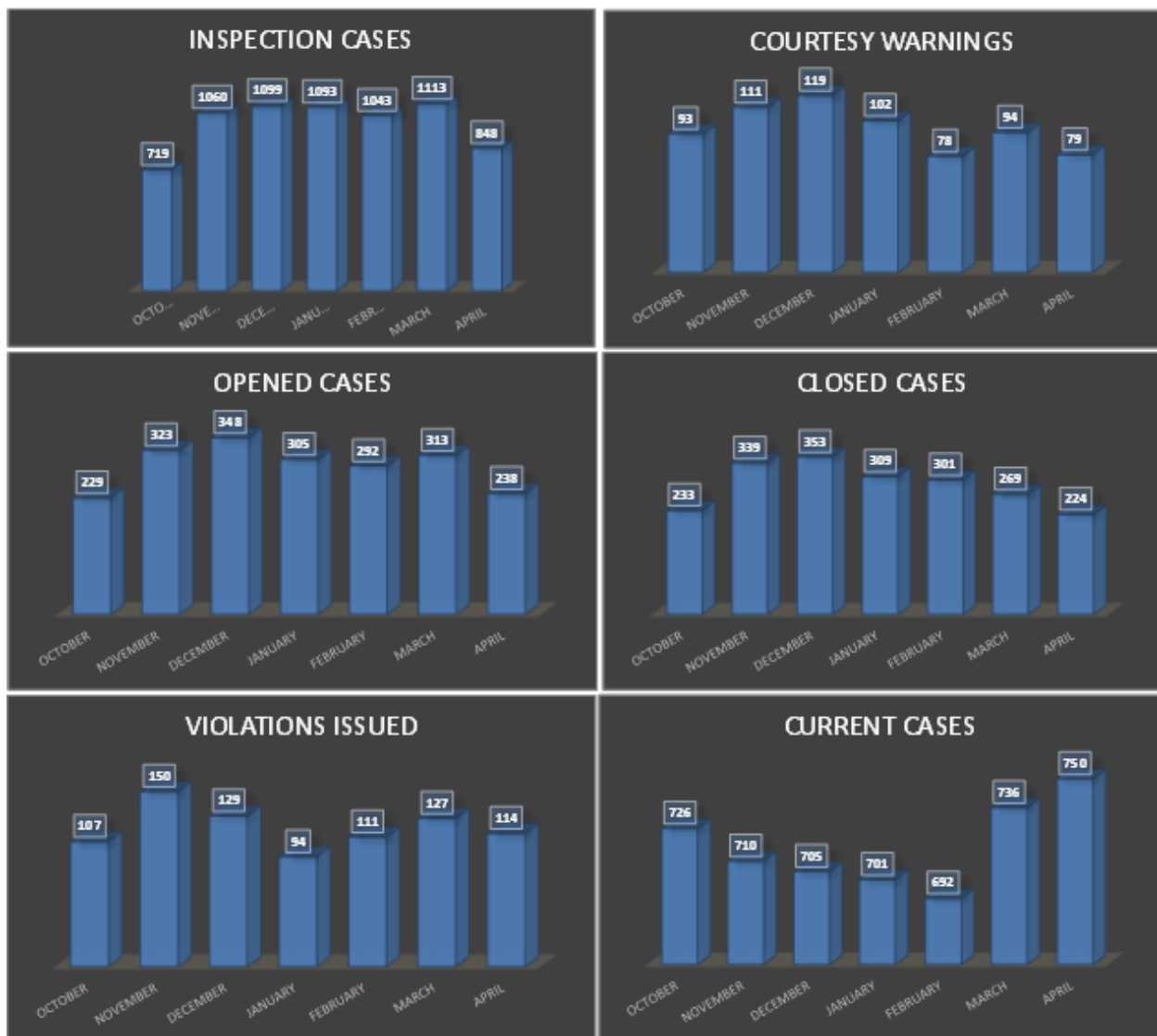


Monthly Department Report

CODE COMPLIANCE

April 2024

Department Stats/ Key Performance Indicators



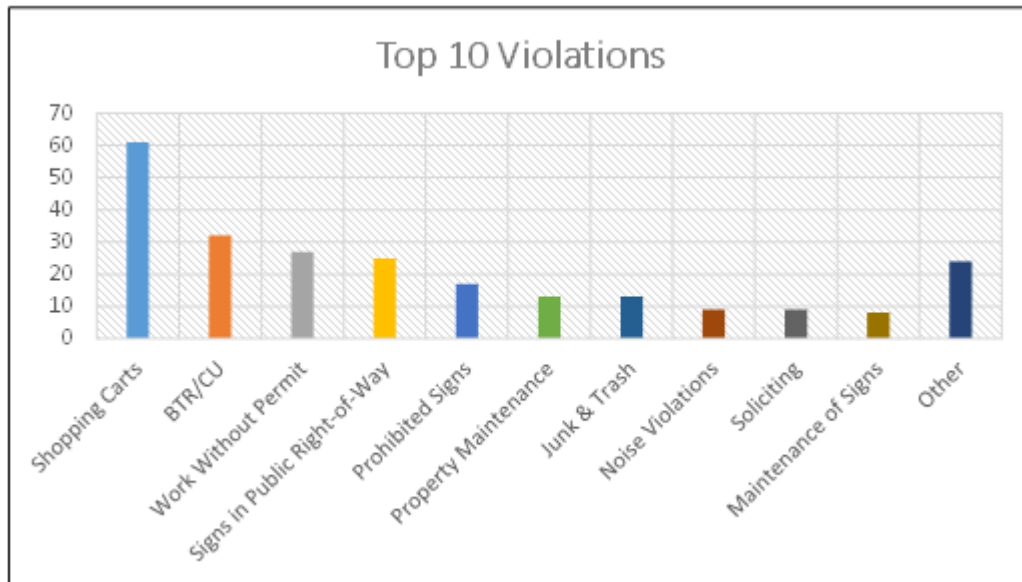


Monthly Department Report

CODE COMPLIANCE

Top 10 Violations

VIOLATION	# OF CASES	%
Shopping Carts	61	26
BTR/CU	32	13
Work Without Permit	27	11
Signs in Public Right-of-Way	25	11
Prohibited Signs	17	7.1
Property Maintenance	13	5.5
Junk & Trash	13	5.5
Noise Violations	9	3.8
Soliciting	9	3.8
Maintenance of Signs	8	3.4
Other	24	10
TOTAL CASES	238	100

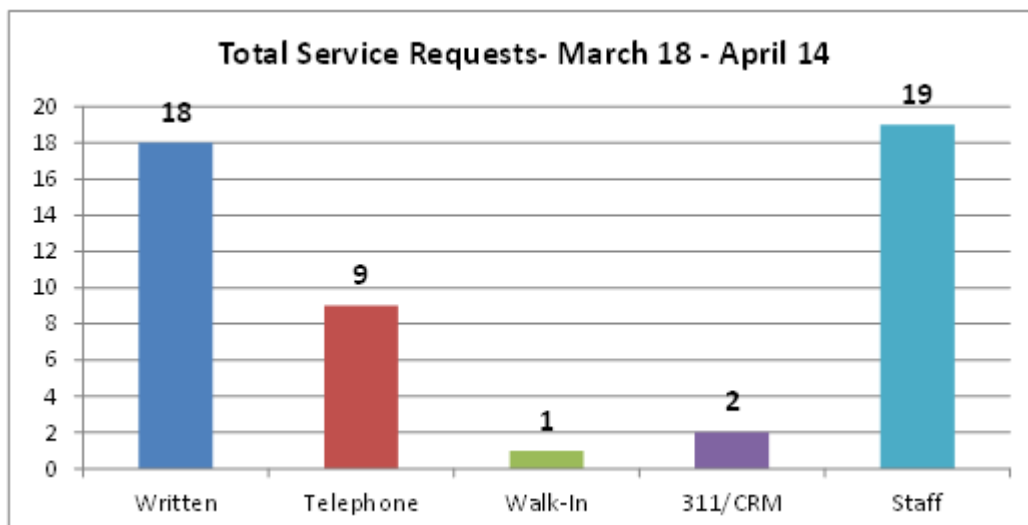
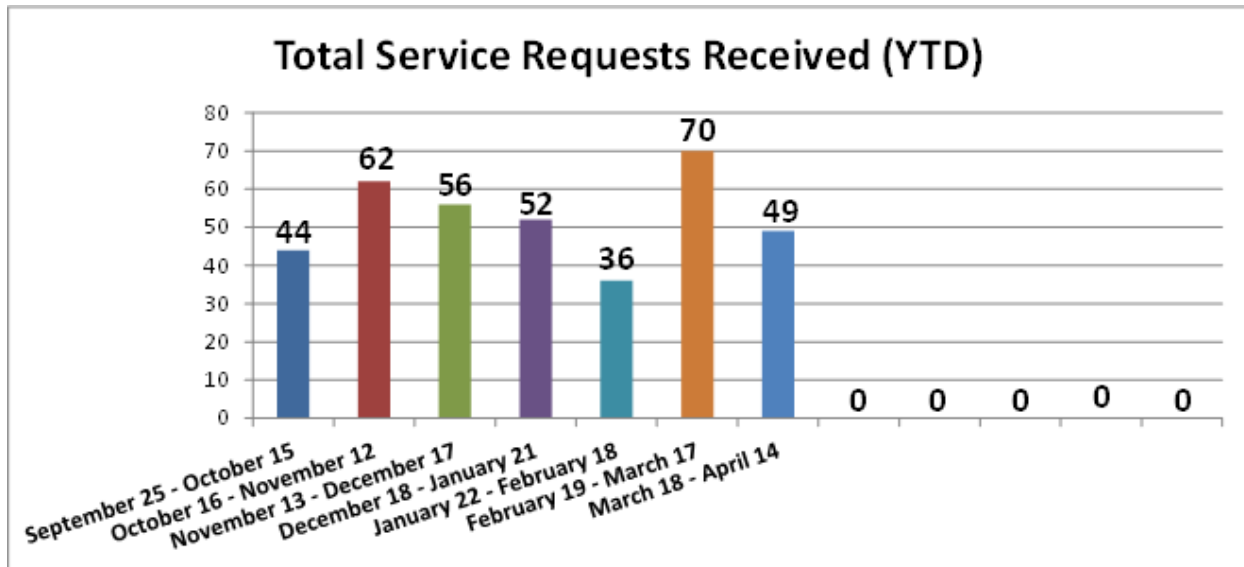




Monthly Department Report

CODE COMPLIANCE

Service Requests





Monthly Department Report

CODE COMPLIANCE

Complaint Types

Complaint Type	Number	%
WWP	9	18
Property Maintenance	6	12
Stormwater Drainage	5	10
Expired TCO	4	8.2
BTR/CU	4	8.2
Short-Term Rental	4	8.2
Noise	3	6.1
Landscape Maintenance	2	4.1
Construction Site Maintenance	2	4.1
Tree	2	4.1
Outside Storage	1	2
Animal Provision	1	2
Food Truck	1	2
Odor	1	2
Sign Maintenance	1	2
Site Triangle	1	2
Junk & Trash	1	2
Multi-Family	1	2
TOTAL CASES	49	100

Noise Call Break Down	Number	%
Public Write Ins	3	60
Police Referrals	2	40
311s	0	0
Proactive	0	0
TOTAL CASES	5	100



Monthly Department Report

CODE COMPLIANCE



Revenue

2023-2024 Lien Searches Total & Revenue				
Month	Total Lien Searches	Total Revenue	Fiscal Year Total YTD	Date Range
October	129	\$ 10,965.00	\$ 10,965.00	Sep 25 - Oct 15
November	118	\$ 10,030.00	\$ 20,995.00	Oct 16 - Nov 12
December	244	\$ 20,740.00	\$ 41,735.00	Nov 13 - Dec 17
January	108	\$ 9,180.00	\$ 50,915.00	Dec 18 - Jan 21
February	157	\$ 13,345.00	\$ 64,260.00	Jan 22 - Feb 18
March	133	\$ 11,305.00	\$ 75,565.00	Feb 19 - Mar 17
April	135	\$ 11,475.00	\$ 87,040.00	Mar 18 - Apr 14

2023-2024 Default Property Mortgage Registration Total & Revenue				
Month	Total Registrations	Total Revenue	Fiscal Year Total YTD	Date Range
October	34	\$ 6,800.00	\$ 6,800.00	Sep 25 - Oct 15
November	10	\$ 2,000.00	\$ 8,800.00	Oct 16 - Nov 12
December	16	\$ 3,200.00	\$ 12,000.00	Nov 13 - Dec 17
January	6	\$ 1,200.00	\$ 13,200.00	Dec 18 - Jan 21
February	5	\$ 1,000.00	\$ 14,200.00	Jan 22 - Feb 18
March	3	\$ 600.00	\$ 14,800.00	Feb 19 - Mar 17
April	7	\$ 1,400.00	\$ 16,200.00	Mar 18 - Apr 14



Monthly Department Report

CODE COMPLIANCE



Administration

- New Code Compliance Officers, Keven Louis and Ariana Gonzalez started in the department.

Other

- Code Compliance department met with Public Affairs and Emergency Manager Specialist for a Hurricane Fair Kickoff Meeting.
- Department held monthly Special Magistrate hearing for the month of March where 15 cases were successfully presented.
- Department joined in noise baseline test with eating establishment and audio engineers to assist in resolving continued noise complaints at City Place Doral.
- Code Compliance Officer worked the LIV Golf Tournament to address any possible right-of-way violations such as unauthorized vendors.
- Department presented First Horizon Bank with the Keep Doral Beautiful Business Award for the month of April at the morning council meeting.