



Memorandum

Date: April 2, 2024
To: Mayor Fraga and City Council Members
From: Solangel Perez
Finance Director
Subject: February 29, 2024, Financial Statements

Attached please find for your review the February 29, 2024, Financial Statements, along with all General Fund Checks issued for that month, Wells Fargo Bank Statement, Regions Custodial Reconciliation, and Wells Fargo Asset Management Statement, and PFM.

Please feel free to contact me should you require any further information.

Respectfully submitted.

City of Doral
Financial Statements
For The Period Ended
February 29, 2024

Pooled Cash Fund

000

Balance Sheet

BALANCE SHEET FOR 2024 5

FUND: 000 POOLED CASH			NET CHANGE FOR PERIOD	ACCOUNT BALANCE
ASSETS				
000	101000	CASH - WACHOVIA BANK INVESTMNT	-1,663,803.75	80,207,631.63
000	102000	CASH - PETTY CASH DRAWER	.00	1,000.00
000	102001	PETTY CASH - MORGAN LEVY PARK	.00	100.00
000	102002	PETTY CASH-LEGACY PARK	.00	100.00
000	102003	PETTY CASH - GLADES PARK	.00	50.00
000	102005	PETTY CASH-CULTURAL CTR.	.00	100.00
	TOTAL ASSETS		-1,663,803.75	80,208,981.63
LIABILITIES				
000	207001	DUE TO/DUE FROM GEN FUND	635,927.35	-38,354,095.25
000	207101	DUE TO/DUE FROM TRANSPRT	290,159.28	-2,759,519.67
000	207102	DUE TO/DUE FROM IMPACT - PARKS	7,610.35	-5,409,038.27
000	207103	DUE TO/DUE FROM IMPACT - POL	20,915.34	169,920.66
000	207105	DUE TO LETF	-92.69	-106,018.08
000	207107	DUE TO/FROM CITT FD	384,228.16	-6,158,334.41
000	207108	DUE TO/FROM EMERGENCY FUND	.00	-595,493.64
000	207109	DUE TO/FROM BLDG TECH FUND	-11,551.62	-411,293.65
000	207110	DUE TO /FROM PUBLIC ART FUND	-24,929.48	-2,230,011.47
000	207111	DUE TO /FROM BUILDING FUND	51,093.04	-5,848,703.85
000	207112	DUE TO /FROM AMERICAN RESCUE	-11,276.56	-12,898,518.22
000	207201	DUE TO/FROM PARK DEBT SERVICE	253,101.77	328,382.61
000	207301	DUE TO/DUE FROM CIP	24,952.92	-874,546.38
000	207302	DUE TO/FROM INFRASTRUCTURE FD	.00	-484,869.26
000	207303	DUE TO/FROM PARK BOND CIP FUND	.00	48,000.02
000	207305	DUE TO/DUE FROM VEH.REP.FUND	-211.96	-242,452.46
000	207306	DUE TO/FROM PARK 2021 FUND	19,432.55	172,598.65
000	207401	DUE TO/DUE FROM STORMWATER	24,445.30	-3,776,541.04
000	207402	DUE TO/FROM PARKING	.00	-42,803.65
000	207651	DUE TO/FROM OPEB FUND	.00	-800,035.08
000	207652	DUE TO/FROM PENSION FUND	.00	64,390.81
	TOTAL LIABILITIES		1,663,803.75	-80,208,981.63
	TOTAL LIABILITIES + FUND BALANCE		1,663,803.75	-80,208,981.63

General Fund

001

Balance Sheet

BALANCE SHEET FOR 2024 5

FUND: 001 GENERAL FUND			NET CHANGE FOR PERIOD	ACCOUNT BALANCE
ASSETS				
001	101002	CASH - WACHOVIA PAYROLL ZBA	.00	1,650.03
001	104000	EQUITY IN POOLED CASH	-635,927.35	38,354,095.25
001	115004	ACCOUNTS RECIEVABLE - NSF CHKS	20.00	38,386.56
001	115006	ACCOUNTS RECIEVABLE - COBRA	4,263.39	62,282.26
001	115100	ACCOUNTS RECEIVABLE	.00	467,779.72
001	115109	A/R-TUITION REIMB PAYBACK	.00	-673.08
001	131103	DUE FROM POLICE IMPACT FEE	.00	223,318.71
001	131107	DUE FROM EMERGENCY FUND	.00	1,468,297.96
001	131303	DUE FROM PARK BOND	.00	112,807.98
001	131304	DUE FROM G.O.BOND DEBT FUND	.00	445,540.69
001	131652	DUE FROM PENSION FUND	.00	5,266.41
001	133000	DUE FROM GOVT - COUNTY	.00	24,920.31
001	141300	INVENTORY - GASOLINE	.00	21,403.76
001	141400	INVENTORY - DEISEL FUEL	.00	6,551.26
001	151002	INVESTMENT - WELLS -REG. CUS	-219,051.37	69,199,273.77
001	151006	INVESTMENT - FL.PALM	27,725.57	6,438,725.60
001	171000	ESTIMATED REVENUES	.00	76,270,734.00
001	172000	REVENUE CONTROL	-4,411,975.91	-44,236,082.20
	TOTAL ASSETS		-5,234,945.67	148,904,278.99
LIABILITIES				
001	208100	DEPOSIT - SALES TAX - P & R	1,042.75	-4,587.23
001	217000	PAYROLL LIABILITY	-698.41	-79,787.68
001	217200	PAYROLL LIAB - INSURANCE OTHER	50.98	-36,772.62
001	217300	PAYROLL LIABILITY - FSA	-756.39	-85,339.24
001	217400	RETAINAGE LIABILITY-YEAR END	-4,085.87	-270,743.13
001	220000	ESCROW DEPOSITS	-1,430.78	-191,589.08
001	220001	ESCROW DEPOSIT-PW PLAT FEES	.00	-1,850.00
001	220002	ESCROW DEPOSIT-SPECIAL EVENTS	.00	-8,300.00
001	220100	ESCROW DEPOSIT - OTHER	.00	-578,286.03
001	220102	DEPOSIT PBA UNION DUES	-99.00	-4,488.00
001	220103	DEPOSIT RELAY FOR LIFE	.00	-116.20
001	220104	DEPOSIT - DADE HOME BLDRS ESCR	.00	-402.49
001	220105	Escrow Deposit - Doral Broncos	-680.72	-9,032.31
001	220106	DEPOSIT - STATE OF THE CITY	.00	-8,066.15
001	220107	DEPOSIT - STATE SURCHARGE	-6,192.21	-113,239.91
001	220108	DEPOSIT - MD BLDG CODE FEES	-6,833.40	-80,902.55
001	220109	DEPOSIT - FL DEPT OF BUSINESS	.00	-300.53
001	220110	DEPOSIT - CAMPAIGN SIGNS BOND	.00	-3,500.00
001	220113	DEPOSIT - POLICE EXPLORERS	.00	-4,747.74
001	220114	DEPOSIT - VETERAN BUY A BRICK	.00	-253.33
001	220120	DEPOSIT - ISR;OPR;AFT HR INSP	.00	-14,800.00
001	220121	ADA PGMS DADE INTERLOCAL AGM	.00	-190,418.19
001	220123	DEPOSIT - MISC	.00	-52,500.00
001	220125	DEPOSIT-BUILDING TRAINING FEE	.00	-155,021.31
001	220128	DEPOSIT-HEALTH INS.INCENTIVE	-1,116.65	-9,095.15
001	220129	DEPOSIT-MOT LANE CLOSE. PERMIT	.00	-64,976.00
001	220132	DEPOSITS - DORAL HEARTS BRAZIL	.00	-98.00
001	223000	DEFERRED REVENUE	.00	-547,789.43

BALANCE SHEET FOR 2024 5

FUND: 001 GENERAL FUND			NET CHANGE FOR PERIOD	ACCOUNT BALANCE
LIABILITIES				
TOTAL LIABILITIES			-20,799.70	-2,517,002.30
FUND BALANCE				
001	241000	APPROPRIATIONS	.00	-111,849,948.58
001	242000	EXPENDITURE CONTROL	5,255,745.37	28,273,423.11
001	243000	ENCUMBRANCES	-518,438.80	36,680,795.29
001	245000	FUND BALANCE-RESV FOR ENCUMB	2,358.74	61,042,267.36
001	245001	BUDGETARY FB-RESV FOR ENCUMB	518,438.80	-36,680,795.29
001	271000	FUND BALANCE-UNRES/UNDES	-2,358.74	-159,432,233.16
001	271001	BUDGETARY FUND BAL-UNRES	.00	35,579,214.58
TOTAL FUND BALANCE			5,255,745.37	-146,387,276.69
TOTAL LIABILITIES + FUND BALANCE			5,234,945.67	-148,904,278.99

General Fund

001

Revenues

YEAR-TO-DATE BUDGET REPORT

FOR 2024 05

ACCOUNTS FOR:	ORIGINAL ESTIM REV	ESTIM REV ADJSTMTS	REVISED EST REV	ACTUAL YTD REVENUE	REMAINING REVENUE	PCT COLL
---------------	--------------------	--------------------	-----------------	--------------------	-------------------	----------

0011200 CITY CLERK REVENUE

0011200 341900 LIEN SEARCH FEES	0	0	0	-25,341.37	25,341.37	100.0%
0011200 341901 CANDIDATE QUALYF	-4,500	0	-4,500	-100.00	-4,400.00	2.2%
0011200 341907 PUBLIC RECORDS R	-42,000	0	-42,000	-1,776.79	-40,223.21	4.2%
TOTAL CITY CLERK REVENUE	-46,500	0	-46,500	-27,218.16	-19,281.84	58.5%

0014000 PLANNING AND ZONING REVENUE

0014000 321100 LOCAL BUSINESS L	-1,200,000	0	-1,200,000	-252,686.83	-947,313.17	21.1%
0014000 329300 ZONING HEARING F	-30,000	0	-30,000	-21,261.48	-8,738.52	70.9%
0014000 329400 ZONING PLAN REVI	-55,000	0	-55,000	-28,060.00	-26,940.00	51.0%
0014000 329401 ZONING PERMIT RE	-60,000	0	-60,000	-37,416.09	-22,583.91	62.4%
0014000 338100 COUNTY BUSS.TAX	-89,000	0	-89,000	-20,863.95	-68,136.05	23.4%
0014000 362200 BILLBOARD REDUCT	-64,000	0	-64,000	.00	-64,000.00	.0%
TOTAL PLANNING AND ZONING REVENUE	-1,498,000	0	-1,498,000	-360,288.35	-1,137,711.65	24.1%

0015000 GENERAL GOVERNMENT REVENUE

0015000 311100 AD VALOREM TAXES	-29,930,182	0	-29,930,182	-27,224,225.50	-2,705,956.50	91.0%
0015000 311200 AD VALOREM TAXES	-600,000	0	-600,000	-253,388.50	-346,611.50	42.2%
0015000 313100 FRANCHISE FEES -	-7,200,000	0	-7,200,000	-2,346,319.92	-4,853,680.08	32.6%
0015000 314100 UTILITY TAXES -	-9,500,000	0	-9,500,000	-3,297,793.12	-6,202,206.88	34.7%
0015000 314200 COMMUNICATION SE	-3,929,927	0	-3,929,927	-1,450,489.88	-2,479,437.12	36.9%
0015000 314300 UTILITY TAXES -	-1,350,000	0	-1,350,000	-266,326.29	-1,083,673.71	19.7%
0015000 314400 UTILITY TAXES -	-200,000	0	-200,000	-66,510.02	-133,489.98	33.3%
0015000 335120 STATE SHARING RE	-2,052,085	0	-2,052,085	-714,221.68	-1,337,863.32	34.8%
0015000 335150 ALCOHOLIC BEVERA	-72,100	0	-72,100	-12,686.03	-59,413.97	17.6%
0015000 335180 HALF CENT SALES	-7,543,526	0	-7,543,526	-2,871,323.12	-4,672,202.88	38.1%
0015000 361100 INTEREST INCOME	-750,000	0	-750,000	-1,315,663.08	565,663.08	175.4%
0015000 362100 LEASE AGREEMENT-	-12	0	-12	-12.00	.00	100.0%
0015000 367100 CHANGE IN INVEST	0	0	0	-849,385.29	849,385.29	100.0%
0015000 369100 MISCELLANEOUS IN	-36,750	0	-36,750	-2,866.50	-33,883.50	7.8%
0015000 369200 PRIOR YEARS RECO	-10,500	0	-10,500	.00	-10,500.00	.0%
0015000 369900 INSURANCE PROCEE	0	0	0	-34,822.81	34,822.81	100.0%
0015000 381200 INTERNAL SERVICE	-1,679,907	0	-1,679,907	.00	-1,679,907.00	.0%

YEAR-TO-DATE BUDGET REPORT

FOR 2024 05

ACCOUNTS FOR: 001 GENERAL FUND	ORIGINAL ESTIM REV	ESTIM REV ADJSTMTS	REVISED EST REV	ACTUAL YTD REVENUE	REMAINING REVENUE	PCT COLL
TOTAL GENERAL GOVERNMENT REVENUE	-64,854,989	0	-64,854,989	-40,706,033.74	-24,148,955.26	62.8%
0016000 POLICE REVENUE						
0016000 313920 TOWING FEES	-12,500	0	-12,500	-4,573.76	-7,926.24	36.6%
0016000 329200 ALARM PERMITS	-190,000	0	-190,000	-81,349.50	-108,650.50	42.8%
0016000 331201 DOJ COPS TECH GR	-1,000,000	0	-1,000,000	.00	-1,000,000.00	.0%
0016000 342100 POLICE SERVICES	-1,400,000	0	-1,400,000	-880,466.68	-519,533.32	62.9%
0016000 342110 POLICE SERVICES	-8,000	0	-8,000	-4,683.20	-3,316.80	58.5%
0016000 342115 SCHOOL CROSSING	-70,000	0	-70,000	-18,943.76	-51,056.24	27.1%
0016000 342130 POLICE SERVICES-	-829,445	0	-829,445	-127,500.00	-701,945.00	15.4%
0016000 351100 JUDGEMENTS & FIN	-350,000	0	-350,000	-49,098.85	-300,901.15	14.0%
0016000 351150 SAFETY REDLIGHT	0	0	0	-5,700.88	5,700.88	100.0%
0016000 351200 COURT-INVESTIGAT	-1,000	0	-1,000	.00	-1,000.00	.0%
0016000 369105 PD MISC-SRO OT R	-35,000	0	-35,000	.00	-35,000.00	.0%
TOTAL POLICE REVENUE	-3,895,945	0	-3,895,945	-1,172,316.63	-2,723,628.37	30.1%
0017000 BUILDING REVENUE						
0017000 329600 CONCURRENCY FEES	-60,000	0	-60,000	-775.23	-59,224.77	1.3%
0017000 341902 BLDG ADMINISTRAT	0	0	0	-135.00	135.00	100.0%
0017000 341903 BLDG RECORDS REQ	-75,000	0	-75,000	-32,170.00	-42,830.00	42.9%
TOTAL BUILDING REVENUE	-135,000	0	-135,000	-33,080.23	-101,919.77	24.5%
0017100 CODE REVENUE						
0017100 329800 CODE DEFAULT PRO	-30,000	0	-30,000	-9,200.00	-20,800.00	30.7%
0017100 341900 LIEN SEARCH FEES	-220,000	0	-220,000	-64,291.30	-155,708.70	29.2%
0017100 351100 JUDGEMENTS & FIN	-240,000	0	-240,000	-82,111.88	-157,888.12	34.2%
0017100 359101 FINES - PERMIT V	-315,000	0	-315,000	-49,991.92	-265,008.08	15.9%
TOTAL CODE REVENUE	-805,000	0	-805,000	-205,595.10	-599,404.90	25.5%
0018000 PUBLIC WORKS REVENUE						
0018000 313700 FRANCHISE FEES -	-1,800,000	0	-1,800,000	-745,629.70	-1,054,370.30	41.4%

YEAR-TO-DATE BUDGET REPORT

FOR 2024 05

ACCOUNTS FOR:	ORIGINAL ESTIM REV	ESTIM REV ADJSTMTS	REVISED EST REV	ACTUAL YTD REVENUE	REMAINING REVENUE	PCT COLL
001 GENERAL FUND						
0018000 313900 FRANCHISE FEES -	-10,000	0	-10,000	-26,161.80	16,161.80	261.6%
0018000 329402 PW-PLATTING PERM	-25,000	0	-25,000	-3,300.00	-21,700.00	13.2%
0018000 329700 PUBLIC WORKS PER	-100,000	0	-100,000	-74,701.00	-25,299.00	74.7%
0018000 344500 PARKING OPERATIO	-1,125,000	0	-1,125,000	-327,751.67	-797,248.33	29.1%
0018000 359102 FINES - PARKING	-545,000	0	-545,000	-35,671.68	-509,328.32	6.5%
TOTAL PUBLIC WORKS REVENUE	-3,605,000	0	-3,605,000	-1,213,215.85	-2,391,784.15	33.7%
0019000 PARKS AND RECREATION REVENUE						
0019000 347200 RECREATION FEES	-120,000	0	-120,000	-56,885.58	-63,114.42	47.4%
0019000 347201 RECREATION - REN	-300,000	0	-300,000	-160,106.42	-139,893.58	53.4%
0019000 347202 RECREATION - BRO	-18,000	0	-18,000	-175.00	-17,825.00	1.0%
0019000 347203 RECREATION-CONCE	-8,000	0	-8,000	.00	-8,000.00	.0%
0019000 347204 RECREATION-TAXAB	-1,000	0	-1,000	-191.47	-808.53	19.1%
0019000 347400 RECREATION - SPE	-50,000	0	-50,000	-37,791.99	-12,208.01	75.6%
0019000 347401 RECREATION - SPO	-95,000	0	-95,000	-37,140.00	-57,860.00	39.1%
0019000 347402 RECREATION - CAM	-110,000	0	-110,000	-7,153.00	-102,847.00	6.5%
0019000 347403 RECREATION - TEN	-70,000	0	-70,000	-27,496.79	-42,503.21	39.3%
0019000 347404 RECREATION - SOC	-265,000	0	-265,000	-91,225.25	-173,774.75	34.4%
0019000 347405 RECREATION-COMMU	-175,000	0	-175,000	-71,573.44	-103,426.56	40.9%
0019000 347406 RECREATION-TRAIN	-300	0	-300	.00	-300.00	.0%
0019000 347407 RECREATION-BASEB	-35,000	0	-35,000	-18,245.20	-16,754.80	52.1%
0019000 347900 SPONSORSHIP NAMI	-175,000	0	-175,000	.00	-175,000.00	.0%
0019000 366000 PRIVATE GRANTS &	0	0	0	-10,000.00	10,000.00	100.0%
0019000 369104 MAU PARK	-7,000	0	-7,000	.00	-7,000.00	.0%
0019000 369400 MISC.PARK FEES	-1,000	0	-1,000	-350.00	-650.00	35.0%
TOTAL PARKS AND RECREATION REVENUE	-1,430,300	0	-1,430,300	-518,334.14	-911,965.86	36.2%
TOTAL GENERAL FUND	-76,270,734	0	-76,270,734	-44,236,082.20	-32,034,651.80	58.0%
TOTAL REVENUES	-76,270,734	0	-76,270,734	-44,236,082.20	-32,034,651.80	

General Fund

001

Expenditures

YEAR-TO-DATE BUDGET REPORT

FOR 2024 05

ACCOUNTS FOR:	ORIGINAL APPROP	TRANFRS/ADJSTMTS	REVISED BUDGET	YTD EXPENDED	ENCUMBRANCES	AVAILABLE BUDGET	PCT USED
---------------	-----------------	------------------	----------------	--------------	--------------	------------------	----------

00110005 OFFICE OF THE MAYOR & COUNCIL

00110005 500110	CHARTER COMPENS	152,031	0	152,031	63,346.43	.00	88,684.57	41.7%
00110005 500120	FULL TIME SALAR	495,639	0	495,639	194,060.24	.00	301,578.76	39.2%
00110005 500125	COMPENSATED ABS	17,871	0	17,871	3,730.21	.00	14,140.79	20.9%
00110005 500210	FICA & MICA TAX	64,914	0	64,914	24,751.70	.00	40,162.30	38.1%
00110005 500220	RETIREMENT CONT	86,843	0	86,843	28,858.67	.00	57,984.33	33.2%
00110005 500230	LIFE & HEALTH I	289,378	0	289,378	81,034.69	.00	208,343.31	28.0%
00110005 500400	TRAVEL & PER DI	26,100	0	26,100	10,440.00	.00	15,660.00	40.0%
00110005 500401	COUNCIL STIPEND	150,000	0	150,000	62,500.00	.00	87,500.00	41.7%
00110005 50040A	COUNCIL SEAT MA	10,000	0	10,000	4,874.30	.00	5,125.70	48.7%
00110005 50040B	COUNCIL SEAT ON	5,000	0	5,000	4,094.49	.00	905.51	81.9%
00110005 50040C	COUNCIL SEAT TW	5,000	0	5,000	2,937.60	.00	2,062.40	58.8%
00110005 50040D	COUNCIL SEAT TH	5,000	0	5,000	3,776.36	.00	1,223.64	75.5%
00110005 50040E	COUNCIL SEAT FO	5,000	0	5,000	3,469.31	.00	1,530.69	69.4%
00110005 500410	COMMUNICATION &	24,900	0	24,900	5,360.00	.00	19,540.00	21.5%
00110005 50044A	R & L - COUNCIL	5,000	0	5,000	2,750.00	.00	2,250.00	55.0%
00110005 50044B	R & L - COUNCIL	5,000	0	5,000	2,900.00	.00	2,100.00	58.0%
00110005 50044C	R & L - COUNCIL	5,000	0	5,000	400.00	.00	4,600.00	8.0%
00110005 50044D	R & L - COUNCIL	5,000	0	5,000	400.00	.00	4,600.00	8.0%
00110005 50044E	R & L - COUNCIL	5,000	0	5,000	.00	.00	5,000.00	.0%
00110005 50048A	COUNCIL SEAT MA	500	0	500	.00	.00	500.00	.0%
00110005 50048B	COUNCIL SEAT ON	500	0	500	.00	.00	500.00	.0%
00110005 50048C	COUNCIL SEAT TW	500	0	500	.00	.00	500.00	.0%
00110005 50048D	COUNCIL SEAT TH	500	0	500	.00	.00	500.00	.0%
00110005 50048E	COUNCIL SEAT FO	500	0	500	.00	.00	500.00	.0%
00110005 50049A	OTCC-COUNCIL SE	5,000	0	5,000	.00	.00	5,000.00	.0%
00110005 50049B	OTCC-COUNCIL SE	5,000	0	5,000	.00	.00	5,000.00	.0%
00110005 50049C	OTCC-COUNCIL SE	5,000	0	5,000	1,100.00	.00	3,900.00	22.0%
00110005 50049D	OTCC-COUNCIL SE	5,000	0	5,000	100.00	.00	4,900.00	2.0%
00110005 50049E	OTCC-COUNCIL SE	5,000	0	5,000	.00	.00	5,000.00	.0%
00110005 50051A	COUNCIL SEAT MA	5,000	-2,000	3,000	387.45	500.00	2,112.55	29.6%
00110005 50051B	COUNCIL SEAT ON	5,000	0	5,000	1,721.01	328.54	2,950.45	41.0%
00110005 50051C	COUNCIL SEAT TW	5,000	0	5,000	1,077.83	.00	3,922.17	21.6%
00110005 50051D	COUNCIL SEAT TH	5,000	0	5,000	1,075.97	551.91	3,372.12	32.6%
00110005 50051E	COUNCIL SEAT FO	5,000	0	5,000	1,824.24	657.21	2,518.55	49.6%
00110005 50054A	COUNCIL SEAT MA	6,000	2,000	8,000	6,988.95	.00	1,011.05	87.4%
00110005 50054B	COUNCIL SEAT ON	6,000	0	6,000	2,343.94	.00	3,656.06	39.1%
00110005 50054C	COUNCIL SEAT TW	6,000	0	6,000	3,313.71	.00	2,686.29	55.2%
00110005 50054D	COUNCIL SEAT TH	6,000	0	6,000	2,373.43	.00	3,626.57	39.6%
00110005 50054E	COUNCIL SEAT FO	6,000	0	6,000	5,875.27	.00	124.73	97.9%
TOTAL OFFICE OF THE MAYOR & COUNCIL		1,445,176	0	1,445,176	527,865.80	2,037.66	915,272.54	36.7%

YEAR-TO-DATE BUDGET REPORT

FOR 2024 05

ACCOUNTS FOR:	ORIGINAL APPROP	TRANFRS/ADJSTMTS	REVISED BUDGET	YTD EXPENDED	ENCUMBRANCES	AVAILABLE BUDGET	PCT USED
---------------	-----------------	------------------	----------------	--------------	--------------	------------------	----------

00111005 OFFICE OF THE CITY MANAGER

00111005 500111 ADMINISTRATIVE	665,672	0	665,672	254,104.21	.00	411,567.79	38.2%
00111005 500120 FULL TIME SALAR	152,475	0	152,475	52,577.69	.00	99,897.31	34.5%
00111005 500125 COMPENSATED ABS	58,102	0	58,102	140,726.45	.00	-82,624.45	242.2%
00111005 500140 OVERTIME	250	0	250	64.91	.00	185.09	26.0%
00111005 500210 FICA & MICA TAX	69,576	0	69,576	30,937.56	.00	38,638.44	44.5%
00111005 500220 RETIREMENT CONT	140,466	0	140,466	64,842.40	.00	75,623.60	46.2%
00111005 500230 LIFE & HEALTH I	108,708	0	108,708	47,142.34	.00	61,565.66	43.4%
00111005 500400 TRAVEL & PER DI	31,600	0	31,600	19,966.37	.00	11,633.63	63.2%
00111005 500410 COMMUNICATION &	5,400	0	5,400	3,225.00	.00	2,175.00	59.7%
00111005 500510 OFFICE SUPPLIES	3,750	0	3,750	842.01	1,507.99	1,400.00	62.7%
00111005 500540 DUES/SUBSCRIPTI	8,000	0	8,000	3,479.43	.00	4,520.57	43.5%
TOTAL OFFICE OF THE CITY MANAGER	1,243,999	0	1,243,999	617,908.37	1,507.99	624,582.64	49.8%

00111505 PUBLIC AFFAIRS

00111505 500111 ADMINISTRATIVE	147,141	0	147,141	62,146.04	.00	84,994.96	42.2%
00111505 500120 FULL TIME SALAR	562,763	0	562,763	185,732.23	.00	377,030.77	33.0%
00111505 500125 COMPENSATED ABS	25,292	0	25,292	.00	.00	25,292.00	.0%
00111505 500210 FICA & MICA TAX	56,791	0	56,791	18,966.20	.00	37,824.80	33.4%
00111505 500220 RETIREMENT CONT	84,165	0	84,165	27,916.99	.00	56,248.01	33.2%
00111505 500230 LIFE & HEALTH I	91,485	0	91,485	27,354.64	.00	64,130.36	29.9%
00111505 500340 CONTRACTUAL SER	78,300	0	78,300	28,729.60	.00	49,570.40	36.7%
00111505 500400 TRAVEL & PER DI	5,620	0	5,620	2,175.00	.00	3,445.00	38.7%
00111505 500410 COMMUNICATION &	5,100	0	5,100	2,125.00	.00	2,975.00	41.7%
00111505 500470 PRINTING & BIND	24,150	0	24,150	6,454.20	5,098.20	12,597.60	47.8%
00111505 500481 PROMOTIONAL ACT	85,800	0	85,800	33,385.80	23,877.65	28,536.55	66.7%
00111505 500490 OTHER CURRENT C	32,700	0	32,700	81.60	1,718.40	30,900.00	5.5%
00111505 500510 OFFICE SUPPLIES	1,000	0	1,000	590.21	24.79	385.00	61.5%
00111505 500520 OPERATING SUPPL	2,100	0	2,100	777.55	619.10	703.35	66.5%
00111505 500540 DUES/SUBSCRIPTI	6,786	0	6,786	1,011.00	.00	5,775.00	14.9%
00111505 500640 CAPITAL OUTLAY	8,300	0	8,300	4,345.94	10.06	3,944.00	52.5%
TOTAL PUBLIC AFFAIRS	1,217,493	0	1,217,493	401,792.00	31,348.20	784,352.80	35.6%

00112005 OFFICE OF THE CITY CLERK

00112005 500111 ADMINISTRATIVE	146,258	0	146,258	57,352.22	.00	88,905.78	39.2%
--------------------------------	---------	---	---------	-----------	-----	-----------	-------

YEAR-TO-DATE BUDGET REPORT

FOR 2024 05

ACCOUNTS FOR: 001	GENERAL FUND		ORIGINAL APPROP	TRANFRS/ ADJSTMTS	REVISED BUDGET	YTD EXPENDED	ENCUMBRANCES	AVAILABLE BUDGET	PCT USED
00112005	500120	FULL TIME SALAR	167,215	0	167,215	67,407.86	.00	99,807.14	40.3%
00112005	500125	COMPENSATED ABS	14,284	0	14,284	.00	.00	14,284.00	.0%
00112005	500210	FICA & MICA TAX	26,404	0	26,404	9,362.99	.00	17,041.01	35.5%
00112005	500220	RETIREMENT CONT	66,325	0	66,325	25,239.23	.00	41,085.77	38.1%
00112005	500230	LIFE & HEALTH I	31,685	0	31,685	12,030.89	.00	19,654.11	38.0%
00112005	500331	COURT REPORTER	7,000	0	7,000	282.00	1,718.00	5,000.00	28.6%
00112005	500400	TRAVEL & PER DI	19,900	0	19,900	6,000.00	.00	13,900.00	30.2%
00112005	500410	COMMUNICATION &	3,000	0	3,000	1,250.00	.00	1,750.00	41.7%
00112005	500470	PRINTING & BIND	14,000	0	14,000	7,996.99	.00	6,003.01	57.1%
00112005	500491	LEGAL ADVERTISI	99,000	0	99,000	32,353.42	66,645.76	.82	100.0%
00112005	500495	ELECTION EXPENS	80,000	0	80,000	.00	.00	80,000.00	.0%
00112005	500510	OFFICE SUPPLIES	2,000	0	2,000	650.63	449.37	900.00	55.0%
00112005	500520	OPERATING SUPPL	3,000	0	3,000	223.94	.00	2,776.06	7.5%
00112005	500540	DUES/SUBSCRIPTI	8,300	0	8,300	2,710.92	125.00	5,464.08	34.2%
TOTAL OFFICE OF THE CITY CLERK			688,371	0	688,371	222,861.09	68,938.13	396,571.78	42.4%
00113005 CHARTER ENFORCEMENT									
00113005	500111	ADMINISTRATIVE	56,706	0	56,706	.00	.00	56,706.00	.0%
00113005	500125	COMPENSATED ABS	2,045	0	2,045	.00	.00	2,045.00	.0%
00113005	500210	FICA & MICA TAX	4,740	0	4,740	.00	.00	4,740.00	.0%
00113005	500220	RETIREMENT CONT	6,805	0	6,805	.00	.00	6,805.00	.0%
00113005	500230	LIFE & HEALTH I	6,544	0	6,544	.00	.00	6,544.00	.0%
00113005	500400	TRAVEL & PER DI	2,610	0	2,610	.00	.00	2,610.00	.0%
00113005	500410	COMMUNICATION &	600	0	600	.00	.00	600.00	.0%
TOTAL CHARTER ENFORCEMENT			80,050	0	80,050	.00	.00	80,050.00	.0%
00120005 HUMAN RESOURCES									
00120005	500111	ADMINISTRATIVE	155,555	0	155,555	61,397.28	.00	94,157.72	39.5%
00120005	500120	FULL TIME SALAR	657,576	0	657,576	214,919.53	.00	442,656.47	32.7%
00120005	500125	COMPENSATED ABS	29,114	0	29,114	.00	.00	29,114.00	.0%
00120005	500130	OTHER SALARIES	50,000	0	50,000	12,684.37	.00	37,315.63	25.4%
00120005	500210	FICA & MICA TAX	68,515	0	68,515	21,847.03	.00	46,667.97	31.9%
00120005	500220	RETIREMENT CONT	96,890	0	96,890	31,224.11	.00	65,665.89	32.2%
00120005	500230	LIFE & HEALTH I	124,742	0	124,742	38,606.13	.00	86,135.87	30.9%
00120005	500310	PROFESSIONAL SE	15,500	0	15,500	.00	.00	15,500.00	.0%
00120005	500340	CONTRACTUAL SER	104,354	0	104,354	46,556.56	28,248.69	29,548.75	71.7%

YEAR-TO-DATE BUDGET REPORT

FOR 2024 05

ACCOUNTS FOR: 001	GENERAL FUND		ORIGINAL APPROP	TRANFRS/ ADJSTMTS	REVISED BUDGET	YTD EXPENDED	ENCUMBRANCES	AVAILABLE BUDGET	PCT USED
00120005	500400	TRAVEL & PER DI	6,170	0	6,170	2,175.00	.00	3,995.00	35.3%
00120005	500410	COMMUNICATION &	2,400	0	2,400	1,000.00	.00	1,400.00	41.7%
00120005	500470	PRINTING & BIND	600	0	600	15.29	584.71	.00	100.0%
00120005	500480	PROMOTIONAL ACT	13,250	0	13,250	2,415.60	60.30	10,774.10	18.7%
00120005	500510	OFFICE SUPPLIES	2,500	0	2,500	15.00	2,500.00	-15.00	100.6%
00120005	500520	OPERATING SUPPL	2,000	0	2,000	466.99	1,000.00	533.01	73.3%
00120005	500540	DUES/SUBSCRIPTI	75,292	0	75,292	12,640.14	10,000.00	52,651.86	30.1%
TOTAL HUMAN RESOURCES			1,404,458	0	1,404,458	445,963.03	42,393.70	916,101.27	34.8%

00121005 FINANCE

00121005	500111	ADMINISTRATIVE	199,681	0	199,681	62,630.11	.00	137,050.89	31.4%
00121005	500120	FULL TIME SALAR	635,218	0	635,218	195,344.36	.00	439,873.64	30.8%
00121005	500125	COMPENSATED ABS	29,880	0	29,880	.00	.00	29,880.00	.0%
00121005	500140	OVERTIME	1,986	0	1,986	127.14	.00	1,858.86	6.4%
00121005	500210	FICA & MICA TAX	66,570	0	66,570	18,607.35	.00	47,962.65	28.0%
00121005	500220	RETIREMENT CONT	99,446	0	99,446	38,740.64	.00	60,705.36	39.0%
00121005	500230	LIFE & HEALTH I	181,823	0	181,823	72,071.44	.00	109,751.56	39.6%
00121005	500321	ACCTG & AUDITIN	61,650	0	61,650	30,000.00	16,700.00	14,950.00	75.8%
00121005	500340	CONTRACTUAL SER	2,000	0	2,000	.00	.00	2,000.00	.0%
00121005	500400	TRAVEL & PER DI	8,970	0	8,970	2,175.00	.00	6,795.00	24.2%
00121005	500410	COMMUNICATION &	2,450	0	2,450	1,000.00	.00	1,450.00	40.8%
00121005	500460	REPAIR & MAINT	1,350	0	1,350	.00	.00	1,350.00	.0%
00121005	500470	PRINTING & BIND	3,650	0	3,650	.00	.00	3,650.00	.0%
00121005	500510	OFFICE SUPPLIES	5,950	0	5,950	2,970.32	2,494.68	485.00	91.8%
00121005	500540	DUES/SUBSCRIPTI	7,160	0	7,160	830.00	.00	6,330.00	11.6%
TOTAL FINANCE			1,307,784	0	1,307,784	424,496.36	19,194.68	864,092.96	33.9%

00121505 PROCUREMENT DIVISION

00121505	500111	ADMINISTRATIVE	157,111	0	157,111	63,533.56	.00	93,577.44	40.4%
00121505	500120	FULL TIME SALAR	114,950	0	114,950	24,680.76	.00	90,269.24	21.5%
00121505	500125	COMPENSATED ABS	9,697	0	9,697	.00	.00	9,697.00	.0%
00121505	500210	FICA & MICA TAX	21,795	0	21,795	6,878.85	.00	14,916.15	31.6%
00121505	500220	RETIREMENT CONT	32,270	0	32,270	10,065.43	.00	22,204.57	31.2%
00121505	500230	LIFE & HEALTH I	40,246	0	40,246	9,883.59	.00	30,362.41	24.6%
00121505	500400	TRAVEL & PER DI	8,720	0	8,720	2,185.00	.00	6,535.00	25.1%
00121505	500410	COMMUNICATION &	1,400	0	1,400	500.00	.00	900.00	35.7%

YEAR-TO-DATE BUDGET REPORT

FOR 2024 05

ACCOUNTS FOR: 001	GENERAL FUND		ORIGINAL APPROP	TRANFRS/ ADJSTMTS	REVISED BUDGET	YTD EXPENDED	ENCUMBRANCES	AVAILABLE BUDGET	PCT USED
00121505	500460	REPAIR & MAINT	500	0	500	.00	.00	500.00	.0%
00121505	500470	PRINTING & BIND	1,000	0	1,000	140.00	.00	860.00	14.0%
00121505	500510	OFFICE SUPPLIES	1,150	0	1,150	145.00	.00	1,005.00	12.6%
00121505	500540	DUES/SUBSCRIPTI	2,680	0	2,680	.00	.00	2,680.00	.0%
TOTAL PROCUREMENT DIVISION			391,519	0	391,519	118,012.19	.00	273,506.81	30.1%
00122005 INFORMATION TECHNOLOGY									
00122005	500111	ADMINISTRATIVE	161,823	0	161,823	64,810.94	.00	97,012.06	40.1%
00122005	500120	FULL TIME SALAR	1,576,800	0	1,576,800	606,454.29	.00	970,345.71	38.5%
00122005	500125	COMPENSATED ABS	62,315	0	62,315	.00	.00	62,315.00	.0%
00122005	500140	OVERTIME	7,000	0	7,000	3,064.96	.00	3,935.04	43.8%
00122005	500210	FICA & MICA TAX	138,622	0	138,622	49,177.34	.00	89,444.66	35.5%
00122005	500220	RETIREMENT CONT	207,386	0	207,386	75,323.32	.00	132,062.68	36.3%
00122005	500230	LIFE & HEALTH I	378,332	0	378,332	140,404.21	.00	237,927.79	37.1%
00122005	500310	PROFESSIONAL SE	103,900	0	103,900	19,761.85	28,217.15	55,921.00	46.2%
00122005	500400	TRAVEL & PER DI	14,520	0	14,520	2,175.00	.00	12,345.00	15.0%
00122005	500410	COMMUNICATION &	1,018,975	0	1,018,975	331,618.27	586,996.34	100,360.39	90.2%
00122005	500440	RENTALS & LEASE	79,138	0	79,138	24,713.76	51,286.24	3,138.00	96.0%
00122005	500460	REPAIR & MAINT	1,930,049	0	1,930,049	600,846.21	212,991.20	1,116,211.59	42.2%
00122005	500464	REPAIR & MAINT-	989,495	150	989,645	320,165.48	30,839.85	638,639.67	35.5%
00122005	500510	OFFICE SUPPLIES	1,900	0	1,900	62.19	437.81	1,400.00	26.3%
00122005	500520	OPERATING SUPPL	205,209	0	205,209	26,227.84	6,195.99	172,785.17	15.8%
00122005	500540	DUES/SUBSCRIPTI	29,049	0	29,049	9,718.67	.00	19,330.33	33.5%
00122005	500640	CAPITAL OUTLAY	141,700	0	141,700	42,478.52	.00	99,221.48	30.0%
00122005	500641	CAPITAL OUTLAY	23,200	0	23,200	.00	.00	23,200.00	.0%
00122005	500652	CAPITAL OUTLAY-	648,816	316,696	965,512	.00	322,022.35	643,490.00	33.4%
TOTAL INFORMATION TECHNOLOGY			7,718,229	316,846	8,035,075	2,317,002.85	1,238,986.93	4,479,085.57	44.3%
00130005 OFFICE OF THE ATTORNEY									
00130005	500230	LIFE & HEALTH I	0	0	0	-844.39	.00	844.39	100.0%
00130005	500311	PROFESSIONAL SE	480,000	0	480,000	121,666.19	357,535.31	798.50	99.8%
00130005	500312	PROFESSIONAL SE	275,000	0	275,000	35,740.26	127,058.24	112,201.50	59.2%
00130005	500316	LITIGATION CONT	200,000	0	200,000	.00	.00	200,000.00	.0%
TOTAL OFFICE OF THE ATTORNEY			955,000	0	955,000	156,562.06	484,593.55	313,844.39	67.1%
00140005 PLANNING AND ZONING									
00140005	500111	ADMINISTRATIVE	177,987	0	177,987	70,248.75	.00	107,738.25	39.5%

YEAR-TO-DATE BUDGET REPORT

FOR 2024 05

ACCOUNTS FOR: 001	GENERAL FUND		ORIGINAL APPROP	TRANFRS/ADJSTMTS	REVISED BUDGET	YTD EXPENDED	ENCUMBRANCES	AVAILABLE BUDGET	PCT USED
00140005	500120	FULL TIME SALAR	820,600	0	820,600	294,698.80	.00	525,901.20	35.9%
00140005	500125	COMPENSATED ABS	35,899	0	35,899	.00	.00	35,899.00	.0%
00140005	500140	OVERTIME	500	0	500	.00	.00	500.00	.0%
00140005	500210	FICA & MICA TAX	79,714	0	79,714	26,241.19	.00	53,472.81	32.9%
00140005	500220	RETIREMENT CONT	118,845	0	118,845	40,871.02	.00	77,973.98	34.4%
00140005	500230	LIFE & HEALTH I	201,522	0	201,522	80,345.63	.00	121,176.37	39.9%
00140005	500310	PROFESSIONAL SE	78,000	103,288	181,288	.00	103,287.75	78,000.00	57.0%
00140005	500400	TRAVEL & PER DI	13,200	0	13,200	2,500.00	.00	10,700.00	18.9%
00140005	500410	COMMUNICATION &	4,200	0	4,200	1,500.00	.00	2,700.00	35.7%
00140005	500470	PRINTING & BIND	7,750	0	7,750	-659.16	3,301.15	5,108.01	34.1%
00140005	500482	PROMOTIONAL ACT	35,000	0	35,000	.00	5,000.00	30,000.00	14.3%
00140005	500490	OTHER CURRENT C	25,000	0	25,000	.00	700.00	24,300.00	2.8%
00140005	500510	OFFICE SUPPLIES	6,000	0	6,000	698.40	2,654.02	2,647.58	55.9%
00140005	500520	OPERATING SUPPL	3,400	0	3,400	.00	854.57	2,545.43	25.1%
00140005	500540	DUES/SUBSCRIPTI	6,880	0	6,880	393.60	.00	6,486.40	5.7%
TOTAL PLANNING AND ZONING			1,614,497	103,288	1,717,785	516,838.23	115,797.49	1,085,149.03	36.8%

00150005 GENERAL GOVERNMENT

00150005	500122	NON-RECURRING P	181,049	0	181,049	.00	.00	181,049.00	.0%
00150005	500210	FICA & MICA TAX	13,850	0	13,850	.00	.00	13,850.00	.0%
00150005	500230	LIFE & HEALTH I	41,363	0	41,363	-15,057.21	.00	56,420.21	-36.4%
00150005	500240	WORKERS COMPENS	560,000	0	560,000	306,107.50	.00	253,892.50	54.7%
00150005	500250	UNEMPLOYMENT CO	40,000	0	40,000	.00	.00	40,000.00	.0%
00150005	500310	PROFESSIONAL SE	454,000	119,500	573,500	130,512.91	224,403.73	218,583.36	61.9%
00150005	500340	CONTRACTUAL SER	539,050	25,221	564,271	192,493.30	39,375.29	332,402.21	41.1%
00150005	500400	TRAVEL & PER DI	23,000	0	23,000	5,273.83	2,771.82	14,954.35	35.0%
00150005	500410	COMMUNICATION &	65,300	0	65,300	27,566.72	2,067.29	35,665.99	45.4%
00150005	500430	UTILITY SERVICE	213,350	0	213,350	70,975.23	127,021.71	15,353.06	92.8%
00150005	500440	RENTALS & LEASE	17,500	0	17,500	8,717.82	8,782.18	.00	100.0%
00150005	500450	INSURANCE	1,384,299	0	1,384,299	887,947.33	.00	496,351.67	64.1%
00150005	500460	REPAIR & MAINT	5,200	0	5,200	.00	.00	5,200.00	.0%
00150005	500470	PRINTING & BIND	5,000	0	5,000	778.60	21.40	4,200.00	16.0%
00150005	500490	OTHER CURRENT C	111,000	0	111,000	40,684.14	12,904.32	57,411.54	48.3%
00150005	500492	CONTINGENT RESE	577,226	0	577,226	.00	.00	577,226.00	.0%
00150005	500498	PROPERTY TAXES	19,000	0	19,000	9,579.18	.00	9,420.82	50.4%
00150005	500520	OPERATING SUPPL	47,000	0	47,000	6,750.39	14,548.61	25,701.00	45.3%
00150005	500540	DUES/SUBSCRIPTI	15,500	0	15,500	10,000.00	.00	5,500.00	64.5%
00150005	500710	DEBT SERVICE -	1,772,466	0	1,772,466	1,075,241.81	.00	697,224.19	60.7%
00150005	500720	DEBT SERVICE -	236,446	0	236,446	151,126.50	.00	85,319.50	63.9%
00150005	500820	GRANTS & AIDS	210,000	0	210,000	42,400.00	.00	167,600.00	20.2%

YEAR-TO-DATE BUDGET REPORT

FOR 2024 05

ACCOUNTS FOR: 001	GENERAL FUND		ORIGINAL APPROP	TRANFRS/ ADJSTMTS	REVISED BUDGET	YTD EXPENDED	ENCUMBRANCES	AVAILABLE BUDGET	PCT USED
00150005	500914	TRANSFER OUT-IN	500,000	0	500,000	500,000.00	.00	.00	100.0%
00150005	500915	TRANSFER OUT-OP	400,000	0	400,000	400,000.00	.00	.00	100.0%
00150005	500917	TRANSFER OUT-VE	150,000	0	150,000	150,000.00	.00	.00	100.0%
TOTAL GENERAL GOVERNMENT			7,581,599	144,721	7,726,320	4,001,098.05	431,896.35	3,293,325.40	57.4%

00160005 POLICE

00160005	500111	ADMINISTRATIVE	220,343	0	220,343	83,862.15	.00	136,480.85	38.1%
00160005	500120	FULL TIME SALAR	3,565,390	0	3,565,390	937,451.30	.00	2,627,938.70	26.3%
00160005	500121	FULL TIME SALAR	13,329,822	0	13,329,822	5,326,617.84	.00	8,003,204.16	40.0%
00160005	500125	COMPENSATED ABS	600,697	0	600,697	87,156.54	.00	513,540.46	14.5%
00160005	500140	OVERTIME	1,265,850	0	1,265,850	380,360.30	.00	885,489.70	30.0%
00160005	500150	SPECIAL PAY - O	800,000	0	800,000	772,762.50	.00	27,237.50	96.6%
00160005	500151	SPECIAL PAY - D	250,000	0	250,000	113,274.06	.00	136,725.94	45.3%
00160005	500152	SPECIAL PAY - I	115,000	0	115,000	35,392.50	.00	79,607.50	30.8%
00160005	500210	FICA & MICA TAX	1,531,088	0	1,531,088	572,004.42	.00	959,083.58	37.4%
00160005	500220	RETIREMENT CONT	5,376,963	0	5,376,963	1,769,128.61	.00	3,607,834.39	32.9%
00160005	500230	LIFE & HEALTH I	3,324,711	0	3,324,711	1,167,357.36	.00	2,157,353.64	35.1%
00160005	500310	PROFESSIONAL SE	66,100	0	66,100	35,006.30	25,564.15	5,529.55	91.6%
00160005	500342	CONT - SCHOOL C	375,750	0	375,750	105,553.22	270,187.51	9.27	100.0%
00160005	500350	INVESTIGATIONS	3,250	0	3,250	.00	.00	3,250.00	.0%
00160005	500400	TRAVEL & PER DI	40,000	0	40,000	11,208.16	.00	28,791.84	28.0%
00160005	500410	COMMUNICATION &	26,600	0	26,600	5,796.40	3,778.60	17,025.00	36.0%
00160005	500440	RENTALS & LEASE	88,626	0	88,626	17,186.39	29,739.37	41,700.24	52.9%
00160005	500460	REPAIR & MAINT	104,000	0	104,000	21,217.36	35,495.30	47,287.34	54.5%
00160005	500470	PRINTING & BIND	8,000	0	8,000	1,715.00	3,285.00	3,000.00	62.5%
00160005	500480	PROMOTIONAL ACT	10,000	0	10,000	371.50	2,700.00	6,928.50	30.7%
00160005	500510	OFFICE SUPPLIES	25,000	0	25,000	5,056.06	8,443.94	11,500.00	54.0%
00160005	500520	OPERATING SUPPL	779,100	0	779,100	216,274.09	164,223.35	398,602.56	48.8%
00160005	500521	OPERATING SUPPL	25,000	0	25,000	6,772.63	16,227.37	2,000.00	92.0%
00160005	500523	OP SUPP - COMMU	62,150	0	62,150	25,467.50	3,142.50	33,540.00	46.0%
00160005	500526	OPERATING SUPPL	20,000	0	20,000	.00	5,000.00	15,000.00	25.0%
00160005	500527	OPERATING SUPPL	25,358	0	25,358	7,842.51	14,851.49	2,664.00	89.5%
00160005	500528	OPERATING SUPPL	212,600	36,000	248,600	63,805.27	127,230.82	57,564.36	76.8%
00160005	500540	DUES/SUBSCRIPTI	174,475	0	174,475	3,554.50	4,022.00	166,898.50	4.3%
00160005	500640	CAPITAL OUTLAY	149,665	44,811	194,476	62,232.75	55,844.09	76,398.80	60.7%
00160005	500641	CAPITAL OUTLAY	1,898,334	150,753	2,049,087	23,502.00	126,090.48	1,899,494.25	7.3%
00160005	500647	CAPITAL - TECH	1,000,000	0	1,000,000	.00	.00	1,000,000.00	.0%
00160005	500653	CAPITAL OUTLAY-	5,530	0	5,530	.00	.00	5,530.00	.0%
TOTAL POLICE			35,479,402	231,564	35,710,966	11,857,929.22	895,825.97	22,957,210.63	35.7%

00171005 CODE COMPLIANCE

YEAR-TO-DATE BUDGET REPORT

FOR 2024 05

ACCOUNTS FOR: 001	GENERAL FUND		ORIGINAL APPROP	TRANFRS/ADJSTMTS	REVISED BUDGET	YTD EXPENDED	ENCUMBRANCES	AVAILABLE BUDGET	PCT USED
00171005	500111	ADMINISTRATIVE	160,228	0	160,228	62,792.06	.00	97,435.94	39.2%
00171005	500120	FULL TIME SALAR	893,071	0	893,071	328,157.50	.00	564,913.50	36.7%
00171005	500125	COMPENSATED ABS	37,878	0	37,878	.00	.00	37,878.00	.0%
00171005	500140	OVERTIME	18,500	0	18,500	3,195.37	.00	15,304.63	17.3%
00171005	500151	SPECIAL PAY - D	1,621	0	1,621	2.59	.00	1,618.41	.2%
00171005	500210	FICA & MICA TAX	84,827	0	84,827	29,124.91	.00	55,702.09	34.3%
00171005	500220	RETIREMENT CONT	126,066	0	126,066	43,287.53	.00	82,778.47	34.3%
00171005	500230	LIFE & HEALTH I	192,810	0	192,810	66,570.06	.00	126,239.94	34.5%
00171005	500340	CONTRACTUAL SER	10,900	0	10,900	2,240.00	6,160.00	2,500.00	77.1%
00171005	500400	TRAVEL & PER DI	2,500	0	2,500	2,456.18	.00	43.82	98.2%
00171005	500410	COMMUNICATION &	1,200	0	1,200	500.00	.00	700.00	41.7%
00171005	500470	PRINTING & BIND	6,000	0	6,000	1,164.75	2,835.25	2,000.00	66.7%
00171005	500490	OTHER CURRENT C	1,500	0	1,500	.00	.00	1,500.00	.0%
00171005	500510	OFFICE SUPPLIES	3,000	0	3,000	78.22	2,936.78	-15.00	100.5%
00171005	500520	OPERATING SUPPL	8,500	0	8,500	632.02	5,967.98	1,900.00	77.6%
00171005	500540	DUES/SUBSCRIPTI	10,000	0	10,000	800.00	1,000.00	8,200.00	18.0%
00171005	500641	CAPITAL OUTLAY	23,972	0	23,972	.00	.00	23,972.00	.0%
TOTAL CODE COMPLIANCE			1,582,573	0	1,582,573	541,001.19	18,900.01	1,022,671.80	35.4%

00180005 PUBLIC WORKS

00180005	500111	ADMINISTRATIVE	168,701	0	168,701	67,743.44	.00	100,957.56	40.2%
00180005	500120	FULL TIME SALAR	2,200,651	0	2,200,651	794,255.31	.00	1,406,395.69	36.1%
00180005	500125	COMPENSATED ABS	83,114	0	83,114	65.70	.00	83,048.30	.1%
00180005	500140	OVERTIME	10,000	0	10,000	9,398.21	.00	601.79	94.0%
00180005	500210	FICA & MICA TAX	187,877	0	187,877	63,080.09	.00	124,796.91	33.6%
00180005	500220	RETIREMENT CONT	276,455	0	276,455	93,029.83	.00	183,425.17	33.7%
00180005	500230	LIFE & HEALTH I	575,990	0	575,990	201,351.70	.00	374,638.30	35.0%
00180005	500310	PROFESSIONAL SE	68,000	77,214	145,214	14,632.50	62,581.25	68,000.00	53.2%
00180005	500340	CONTRACTUAL SER	1,718,800	107,500	1,826,300	627,236.09	1,086,655.11	112,408.80	93.8%
00180005	500400	TRAVEL & PER DI	12,220	0	12,220	2,495.82	.00	9,724.18	20.4%
00180005	500410	COMMUNICATION &	1,450	500	1,950	815.98	434.02	700.00	64.1%
00180005	500430	UTILITY SERVICE	268,375	0	268,375	115,174.97	153,126.97	73.06	100.0%
00180005	500440	RENTALS & LEASE	17,500	0	17,500	72.00	1,428.00	16,000.00	8.6%
00180005	500460	REPAIR & MAINT	243,350	7,715	251,065	36,415.69	60,224.04	154,425.27	38.5%
00180005	500461	REPAIR & MAINT	209,000	-6,000	203,000	70,597.01	80,603.99	51,799.00	74.5%
00180005	500465	REPAIR & MAINT	180,000	0	180,000	6,233.10	115,743.61	58,023.29	67.8%
00180005	500470	PRINTING & BIND	1,000	0	1,000	.00	750.00	250.00	75.0%
00180005	500480	PROMOTIONAL ACT	1,500	0	1,500	.00	.00	1,500.00	.0%
00180005	500510	OFFICE SUPPLIES	2,500	0	2,500	893.37	1,606.63	.00	100.0%

YEAR-TO-DATE BUDGET REPORT

FOR 2024 05

ACCOUNTS FOR: 001 GENERAL FUND	ORIGINAL APPROP	TRANFRS/ ADJSTMTS	REVISED BUDGET	YTD EXPENDED	ENCUMBRANCES	AVAILABLE BUDGET	PCT USED
00180005 500520 OPERATING SUPPL	208,200	110,480	318,680	68,998.07	184,381.93	65,300.00	79.5%
00180005 500522 OPERATING SUPPL	610,000	0	610,000	164,859.19	434,819.96	10,320.85	98.3%
00180005 500530 ROAD MATERIAL S	15,000	0	15,000	4,592.54	7,707.46	2,700.00	82.0%
00180005 500540 DUES/SUBSCRIPTI	11,385	6,000	17,385	7,728.00	150.00	9,507.00	45.3%
00180005 500631 IMPRV - STREET	0	93,497	93,497	15,750.00	77,747.12	.00	100.0%
00180005 500633 IMPRV - STREET	0	674,500	674,500	.00	674,500.00	.00	100.0%
00180005 500640 CAPITAL OUTLAY	0	225,260	225,260	151,760.24	73,271.45	228.55	99.9%
00180005 500641 CAPITAL OUTLAY	0	188,591	188,591	34,969.00	153,622.00	.00	100.0%
00180005 500650 CONSTRUCTION IN	35,000	182,133	217,133	183.43	202,927.15	14,022.57	93.5%
TOTAL PUBLIC WORKS	7,106,068	1,667,390	8,773,458	2,552,331.28	3,372,280.69	2,848,846.29	67.5%

00190005 PARKS AND RECREATION

00190005 500111 ADMINISTRATIVE	149,819	0	149,819	63,660.27	.00	86,158.73	42.5%
00190005 500120 FULL TIME SALAR	2,350,927	0	2,350,927	753,840.17	.00	1,597,086.83	32.1%
00190005 500125 COMPENSATED ABS	89,409	0	89,409	1,215.30	.00	88,193.70	1.4%
00190005 500130 OTHER SALARIES	1,839,000	0	1,839,000	550,979.37	.00	1,288,020.63	30.0%
00190005 500140 OVERTIME	40,000	0	40,000	21,682.79	.00	18,317.21	54.2%
00190005 500210 FICA & MICA TAX	332,146	0	332,146	105,054.61	.00	227,091.39	31.6%
00190005 500220 RETIREMENT CONT	297,568	0	297,568	96,598.46	.00	200,969.54	32.5%
00190005 500230 LIFE & HEALTH I	581,752	0	581,752	197,347.59	.00	384,404.41	33.9%
00190005 500310 PROFESSIONAL SE	246,000	52,049	298,049	7,490.00	49,259.00	241,300.00	19.0%
00190005 500340 CONTRACTUAL SER	618,904	0	618,904	174,375.19	150,542.57	293,986.24	52.5%
00190005 500400 TRAVEL & PER DI	10,870	0	10,870	4,062.31	.00	6,807.69	37.4%
00190005 500410 COMMUNICATION &	10,900	0	10,900	3,700.00	.00	7,200.00	33.9%
00190005 500430 UTILITY SERVICE	449,985	0	449,985	115,496.50	189,992.19	144,496.31	67.9%
00190005 500440 RENTALS & LEASE	236,620	35,080	271,700	67,569.17	68,181.83	135,949.00	50.0%
00190005 500460 REPAIR & MAINT	1,079,437	4,875	1,084,312	291,245.06	288,165.02	504,901.92	53.4%
00190005 500461 REPAIR & MAINT	4,500	0	4,500	.00	.00	4,500.00	.0%
00190005 500470 PRINTING & BIND	52,551	0	52,551	5,144.21	6,350.73	41,056.06	21.9%
00190005 500480 PROMOTIONAL ACT	42,400	0	42,400	3,029.17	3,970.83	35,400.00	16.5%
00190005 500490 OTHER CURRENT C	442,524	0	442,524	118,290.25	85,140.19	239,093.56	46.0%
00190005 500494 CULTURAL ARTS P	168,500	0	168,500	73,591.90	14,271.10	80,637.00	52.1%
00190005 500510 OFFICE SUPPLIES	6,000	0	6,000	1,688.30	1,436.70	2,875.00	52.1%
00190005 500520 OPERATING SUPPL	326,358	0	326,358	59,199.09	102,804.30	164,354.61	49.6%
00190005 500521 OPERATING SUPPL	250	0	250	36.64	.00	213.36	14.7%
00190005 500540 DUES/SUBSCRIPTI	12,613	0	12,613	2,238.00	.00	10,375.00	17.7%
00190005 500620 CAPITAL - BUILD	0	234,704	234,704	.00	234,704.40	.00	100.0%
00190005 500634 IMPROVEMENTS	30,000	0	30,000	.00	.00	30,000.00	.0%
00190005 500640 CAPITAL OUTLAY	22,500	3,862	26,362	.00	3,861.95	22,500.00	14.6%
00190005 500641 CAPITAL OUTLAY	371,650	126,750	498,400	70,296.00	242,925.99	185,178.01	62.8%

YEAR-TO-DATE BUDGET REPORT

FOR 2024 05			ORIGINAL	TRANFRS/	REVISED	YTD EXPENDED	ENCUMBRANCES	AVAILABLE	PCT
ACCOUNTS FOR:	GENERAL	FUND	APPROP	ADJSTMTS	BUDGET			BUDGET	USED
00190005	500650	CONSTRUCTION IN	0	59,759	59,759	12,210.70	47,548.71	.00	100.0%
00190005	500656	CAPITAL-CENTRAL	0	29,239,659	29,239,659	771,720.34	28,467,938.43	.07	100.0%
TOTAL PARKS AND RECREATION			9,813,183	29,756,739	39,569,922	3,571,761.39	29,957,093.94	6,041,066.27	84.7%
TOTAL GENERAL FUND			79,629,401	32,220,548	111,849,949	28,273,423.11	36,680,795.29	46,895,730.18	58.1%
TOTAL EXPENSES			79,629,401	32,220,548	111,849,949	28,273,423.11	36,680,795.29	46,895,730.18	

Transportation Fund

101

Balance Sheet

BALANCE SHEET FOR 2024 5

FUND: 101 TRANSPORTATION			NET CHANGE FOR PERIOD	ACCOUNT BALANCE
ASSETS				
101	104000	EQUITY IN POOLED CASH	-290,159.28	2,759,519.67
101	115100	ACCOUNTS RECEIVABLE	.00	85,141.11
101	151002	INVESTMENT - WELLS -REG. CUS	-40,998.06	11,919,393.48
101	171000	ESTIMATED REVENUES	.00	2,151,353.00
101	172000	REVENUE CONTROL	-101,136.59	-962,822.16
	TOTAL ASSETS		-432,293.93	15,952,585.10
LIABILITIES				
101	217400	RETAINAGE LIABILITY-YEAR END	.00	-149,016.36
101	220000	ESCROW DEPOSITS	.00	-134,535.50
	TOTAL LIABILITIES		.00	-283,551.86
FUND BALANCE				
101	241000	APPROPRIATIONS	.00	-13,755,242.46
101	242000	EXPENDITURE CONTROL	432,293.93	1,229,860.80
101	243000	ENCUMBRANCES	47,768.16	10,666,190.34
101	245000	FUND BALANCE-RESV FOR ENCUMB	78,272.34	7,548,248.06
101	245001	BUDGETARY FB-RESV FOR ENCUMB	-47,768.16	-10,666,190.34
101	271000	FUND BALANCE-UNRES/UNDES	-78,272.34	-22,295,789.10
101	271001	BUDGETARY FUND BAL-UNRES	.00	11,603,889.46
	TOTAL FUND BALANCE		432,293.93	-15,669,033.24
	TOTAL LIABILITIES + FUND BALANCE		432,293.93	-15,952,585.10

Transportation Fund

101

Revenues

YEAR-TO-DATE BUDGET REPORT

FOR 2024 05

ACCOUNTS FOR:	ORIGINAL ESTIM REV	ESTIM REV ADJSTMTS	REVISED EST REV	ACTUAL YTD REVENUE	REMAINING REVENUE	PCT COLL
101 TRANSPORTATION						
1018000 TRANSPORTATION FUND REVENUE						
1018000 312410 LOCAL OPTION FUE	-856,545	0	-856,545	-36,395.64	-820,149.36	4.2%
1018000 312420 LOCAL OPTION FUE	-324,808	0	-324,808	-117,460.81	-207,347.19	36.2%
1018000 335450 STATE-FUEL TAX R	0	0	0	-17,092.51	17,092.51	100.0%
1018000 337100 COUNTY REIMBURSE	0	0	0	-3,771.32	3,771.32	100.0%
1018000 361100 INTEREST INCOME	-70,000	0	-70,000	-189,493.48	119,493.48	270.7%
1018000 363240 ROADWAY IMPACT F	-900,000	0	-900,000	-464,597.20	-435,402.80	51.6%
1018000 367100 CHANGE IN INVEST	0	0	0	-134,011.20	134,011.20	100.0%
TOTAL TRANSPORTATION FUND REVENUE	-2,151,353	0	-2,151,353	-962,822.16	-1,188,530.84	44.8%
TOTAL TRANSPORTATION	-2,151,353	0	-2,151,353	-962,822.16	-1,188,530.84	44.8%
TOTAL REVENUES	-2,151,353	0	-2,151,353	-962,822.16	-1,188,530.84	

Transportation Fund

101

Expenditures

YEAR-TO-DATE BUDGET REPORT

FOR 2024 05

ACCOUNTS FOR:	ORIGINAL APPROP	TRANFRS/ADJSTMTS	REVISED BUDGET	YTD EXPENDED	ENCUMBRANCES	AVAILABLE BUDGET	PCT USED
---------------	-----------------	------------------	----------------	--------------	--------------	------------------	----------

10180005 TRANSPORTATION FUND EXPENSE

10180005 500120 FULL TIME SALAR	302,468	0	302,468	119,594.17	.00	182,873.83	39.5%
10180005 500125 COMPENSATED ABS	10,907	0	10,907	.00	.00	10,907.00	.0%
10180005 500210 FICA & MICA TAX	23,973	0	23,973	8,687.58	.00	15,285.42	36.2%
10180005 500220 RETIREMENT CONT	36,296	0	36,296	13,657.58	.00	22,638.42	37.6%
10180005 500230 LIFE & HEALTH I	56,867	0	56,867	22,891.33	.00	33,975.67	40.3%
10180005 500310 PROFESSIONAL SE	108,400	309,798	418,198	145,947.01	254,526.37	17,725.00	95.8%
10180005 500340 CONTRACTUAL SER	0	257,244	257,244	.00	257,244.00	.00	100.0%
10180005 500341 CONTRACTUAL SER	675,000	1,180,108	1,855,108	12,226.69	1,256,340.31	586,541.00	68.4%
10180005 500400 TRAVEL & PER DI	4,750	0	4,750	145.00	.00	4,605.00	3.1%
10180005 500461 REPAIR & MAINT	0	55,410	55,410	.00	.00	55,410.00	.0%
10180005 500520 OPERATING SUPPL	3,800	0	3,800	.00	.00	3,800.00	.0%
10180005 500540 DUES/SUBSCRIPTI	28,722	0	28,722	22,222.00	.00	6,500.00	77.4%
10180005 500631 IMPRV - STREET	0	628,110	628,110	.00	628,110.00	.00	100.0%
10180005 500633 IMPRV - STREET	1,500,000	7,407,887	8,907,887	734,750.84	7,289,068.19	884,067.78	90.1%
10180005 500650 CONSTRUCTION IN	50,000	1,115,502	1,165,502	149,738.60	980,901.47	34,862.20	97.0%
TOTAL TRANSPORTATION FUND EXPENSE	2,801,183	10,954,059	13,755,242	1,229,860.80	10,666,190.34	1,859,191.32	86.5%
TOTAL TRANSPORTATION	2,801,183	10,954,059	13,755,242	1,229,860.80	10,666,190.34	1,859,191.32	86.5%
TOTAL EXPENSES	2,801,183	10,954,059	13,755,242	1,229,860.80	10,666,190.34	1,859,191.32	

Parks Impact Fees Fund

102

Balance Sheet

BALANCE SHEET FOR 2024 5

FUND: 102 PARK IMPACT FEE FUND			NET CHANGE FOR PERIOD	ACCOUNT BALANCE
ASSETS				
102	104000	EQUITY IN POOLED CASH	-7,610.35	5,409,038.27
102	151006	INVESTMENT - FL.PALM	15,265.35	3,545,080.86
102	171000	ESTIMATED REVENUES	.00	330,000.00
102	172000	REVENUE CONTROL	-20,005.01	-107,336.78
TOTAL ASSETS			-12,350.01	9,176,782.35
LIABILITIES				
102	217400	RETAINAGE LIABILITY-YEAR END	-649.99	-19,578.98
TOTAL LIABILITIES			-649.99	-19,578.98
FUND BALANCE				
102	241000	APPROPRIATIONS	.00	-5,806,923.97
102	242000	EXPENDITURE CONTROL	13,000.00	79,815.00
102	243000	ENCUMBRANCES	16,945.00	5,066,053.97
102	245000	FUND BALANCE-RESV FOR ENCUMB	.00	6,394,746.89
102	245001	BUDGETARY FB-RESV FOR ENCUMB	-16,945.00	-5,066,053.97
102	271000	FUND BALANCE-UNRES/UNDES	.00	-15,301,765.26
102	271001	BUDGETARY FUND BAL-UNRES	.00	5,476,923.97
TOTAL FUND BALANCE			13,000.00	-9,157,203.37
TOTAL LIABILITIES + FUND BALANCE			12,350.01	-9,176,782.35

Parks Impact Fees Fund

102

Revenues

YEAR-TO-DATE BUDGET REPORT

FOR 2024 05

ACCOUNTS FOR:	ORIGINAL ESTIM REV	ESTIM REV ADJSTMTS	REVISED EST REV	ACTUAL YTD REVENUE	REMAINING REVENUE	PCT COLL
102 PARK IMPACT FEE FUND						
1029000 PARK IMPACT FUND REVENUE						
1029000 361100 INTEREST INCOME	-30,000	0	-30,000	-103,106.01	73,106.01	343.7%
1029000 363270 PARK IMPACT FEES	-300,000	0	-300,000	-4,230.77	-295,769.23	1.4%
TOTAL PARK IMPACT FUND REVENUE	-330,000	0	-330,000	-107,336.78	-222,663.22	32.5%
TOTAL PARK IMPACT FEE FUND	-330,000	0	-330,000	-107,336.78	-222,663.22	32.5%
TOTAL REVENUES	-330,000	0	-330,000	-107,336.78	-222,663.22	

Parks Impact Fees Fund

102

Expenditures

YEAR-TO-DATE BUDGET REPORT

FOR 2024 05									
ACCOUNTS FOR:	FOR:		ORIGINAL	TRANFRS/	REVISED			AVAILABLE	PCT
102	PARK	IMPACT FEE FUND	APPROP	ADJSTMTS	BUDGET	YTD EXPENDED	ENCUMBRANCES	BUDGET	USED
10222005 PARK IMPACT FEE EXPENSES									
10222005	500652	CAPITAL OUTLAY-	76,000	208,726	284,726	.00	208,726.00	76,000.00	73.3%
		TOTAL PARK IMPACT FEE EXPENSES	76,000	208,726	284,726	.00	208,726.00	76,000.00	73.3%
10290005 PARK IMPACT FEE EXPENSES									
10290005	500520	OPERATING SUPPL	2,400	225	2,625	.00	225.00	2,400.00	8.6%
10290005	500634	IMPROVEMENTS	350,000	82,498	432,498	5,015.00	107,428.38	320,055.00	26.0%
10290005	500650	CONSTRUCTION IN	0	1,587,075	1,587,075	74,800.00	1,249,674.59	262,600.00	83.5%
10290005	500656	CAPITAL-CENTRAL	0	3,500,000	3,500,000	.00	3,500,000.00	.00	100.0%
		TOTAL PARK IMPACT FEE EXPENSES	352,400	5,169,798	5,522,198	79,815.00	4,857,327.97	585,055.00	89.4%
		TOTAL PARK IMPACT FEE FUND	428,400	5,378,524	5,806,924	79,815.00	5,066,053.97	661,055.00	88.6%
		TOTAL EXPENSES	428,400	5,378,524	5,806,924	79,815.00	5,066,053.97	661,055.00	

Police Impact Fees Fund

103

Balance Sheet

BALANCE SHEET FOR 2024 5

FUND: 103 POLICE IMPACT FEE FUND			NET CHANGE FOR PERIOD	ACCOUNT BALANCE
ASSETS				
103	104000	EQUITY IN POOLED CASH	-20,915.34	-169,920.66
103	151006	INVESTMENT - FL.PALM	2,637.18	612,433.68
103	171000	ESTIMATED REVENUES	.00	453,400.00
103	172000	REVENUE CONTROL	-4,993.14	-19,273.16
	TOTAL ASSETS		-23,271.30	876,639.86
LIABILITIES				
103	207001	DUE TO/DUE FROM GEN FUND	.00	-223,318.71
	TOTAL LIABILITIES		.00	-223,318.71
FUND BALANCE				
103	241000	APPROPRIATIONS	.00	-157,159.64
103	242000	EXPENDITURE CONTROL	23,271.30	36,471.30
103	243000	ENCUMBRANCES	-23,271.30	120,688.34
103	245000	FUND BALANCE-RESV FOR ENCUMB	.00	63,315.32
103	245001	BUDGETARY FB-RESV FOR ENCUMB	23,271.30	-120,688.34
103	271000	FUND BALANCE-UNRES/UNDES	.00	-299,707.77
103	271001	BUDGETARY FUND BAL-UNRES	.00	-296,240.36
	TOTAL FUND BALANCE		23,271.30	-653,321.15
	TOTAL LIABILITIES + FUND BALANCE		23,271.30	-876,639.86

Police Impact Fees Fund

103

Revenues

YEAR-TO-DATE BUDGET REPORT

FOR 2024 05

ACCOUNTS FOR:	ORIGINAL ESTIM REV	ESTIM REV ADJSTMTS	REVISED EST REV	ACTUAL YTD REVENUE	REMAINING REVENUE	PCT COLL
103 POLICE IMPACT FEE FUND						
1036000 POLICE IMPACT FEE REVENUES						
1036000 300100 DESIGNATED FUND	-148,400	0	-148,400	.00	-148,400.00	.0%
1036000 361100 INTEREST INCOME	-5,000	0	-5,000	-13,863.46	8,863.46	277.3%
1036000 363220 POLICE IMPACT FE	-300,000	0	-300,000	-5,409.70	-294,590.30	1.8%
TOTAL POLICE IMPACT FEE REVENUES	-453,400	0	-453,400	-19,273.16	-434,126.84	4.3%
TOTAL POLICE IMPACT FEE FUND	-453,400	0	-453,400	-19,273.16	-434,126.84	4.3%
TOTAL REVENUES	-453,400	0	-453,400	-19,273.16	-434,126.84	

Police Impact Fees Fund

103

Expenditures

YEAR-TO-DATE BUDGET REPORT

FOR 2024 05

ACCOUNTS FOR:	ORIGINAL APPROP	TRANFRS/ADJSTMTS	REVISED BUDGET	YTD EXPENDED	ENCUMBRANCES	AVAILABLE BUDGET	PCT USED
103 POLICE IMPACT FEE FUND							
10360005 POLICE IMPACT FEE EXPENSES							
10360005 500640 CAPITAL OUTLAY	0	58,750	58,750	36,471.30	22,278.90	.00	100.0%
10360005 500641 CAPITAL OUTLAY	0	94,568	94,568	.00	94,567.86	.00	100.0%
10360005 500650 CONSTSRUCTION I	0	3,842	3,842	.00	3,841.58	.00	100.0%
TOTAL POLICE IMPACT FEE EXPENSES	0	157,160	157,160	36,471.30	120,688.34	.00	100.0%
TOTAL POLICE IMPACT FEE FUND	0	157,160	157,160	36,471.30	120,688.34	.00	100.0%
TOTAL EXPENSES	0	157,160	157,160	36,471.30	120,688.34	.00	

Law Enforcement

Trust Funds

105

Balance Sheet

BALANCE SHEET FOR 2024 5

FUND: 105 LAW ENFORCEMENT TRUST FUND			NET CHANGE FOR PERIOD	ACCOUNT BALANCE
ASSETS				
105	101102	CASH-TREASURY	.00	10,875.24
105	101103	CASH-JUSTICE	.00	135,583.17
105	101104	CASH-STATE	.00	177,297.64
105	104000	EQUITY IN POOLED CASH	92.69	106,018.08
105	172000	REVENUE CONTROL	-92.69	-424.60
	TOTAL ASSETS		.00	429,349.53
LIABILITIES				
105	220101	DEPOSIT - COURTS LETTF	.00	-45,667.54
	TOTAL LIABILITIES		.00	-45,667.54
FUND BALANCE				
105	242000	EXPENDITURE CONTROL	.00	28,639.10
105	245000	FUND BALANCE-RESV FOR ENCUMB	.00	17.85
105	271000	FUND BALANCE-UNRES/UNDES	.00	-412,338.94
	TOTAL FUND BALANCE		.00	-383,681.99
	TOTAL LIABILITIES + FUND BALANCE		.00	-429,349.53

Law Enforcement

Trust Funds

105

Revenues

YEAR-TO-DATE BUDGET REPORT

FOR 2024 05

ACCOUNTS FOR:	ORIGINAL	ESTIM REV	REVISED	ACTUAL YTD	REMAINING	PCT
105 LAW ENFORCEMENT TRUST FUND	ESTIM REV	ADJSTMTS	EST REV	REVENUE	REVENUE	COLL

1056000 LAW ENFORCEMENT TRUST REVENUE

1056000 361100 INTEREST INCOME	0	0	0	-424.60	424.60	100.0%
TOTAL LAW ENFORCEMENT TRUST REVENUE	0	0	0	-424.60	424.60	100.0%
TOTAL LAW ENFORCEMENT TRUST FUND	0	0	0	-424.60	424.60	100.0%
TOTAL REVENUES	0	0	0	-424.60	424.60	

Law Enforcement

Trust Funds

105

Expenditures

YEAR-TO-DATE BUDGET REPORT

FOR 2024 05

ACCOUNTS FOR:	ORIGINAL	TRANFRS/	REVISED				AVAILABLE	PCT
105 LAW ENFORCEMENT TRUST FUND	APPROP	ADJSTMTS	BUDGET	YTD EXPENDED	ENCUMBRANCES	BUDGET	USED	
10560005 LAW ENFORCEMENT TRUST EXPENSE								
10560005 500310 PROFESSIONAL SE	0	0	0	6,589.10	.00	-6,589.10	100.0%	
10560005 500640 CAPITAL OUTLAY	0	0	0	22,050.00	.00	-22,050.00	100.0%	
TOTAL LAW ENFORCEMENT TRUST EXPENSE	0	0	0	28,639.10	.00	-28,639.10	100.0%	
TOTAL LAW ENFORCEMENT TRUST FUND	0	0	0	28,639.10	.00	-28,639.10	100.0%	
TOTAL EXPENSES	0	0	0	28,639.10	.00	-28,639.10		

CITT Funds

106

Balance Sheet

BALANCE SHEET FOR 2024 5

FUND: 106 CITT FUND			NET CHANGE FOR PERIOD	ACCOUNT BALANCE
ASSETS				
106	104000	EQUITY IN POOLED CASH	-384,228.16	6,158,334.41
106	171000	ESTIMATED REVENUES	.00	5,451,444.00
106	172000	REVENUE CONTROL	-356,872.85	-1,212,866.92
	TOTAL ASSETS		-741,101.01	10,396,911.49
LIABILITIES				
106	217400	RETAINAGE LIABILITY-YEAR END	.00	-11,755.32
	TOTAL LIABILITIES		.00	-11,755.32
FUND BALANCE				
106	241000	APPROPRIATIONS	.00	-6,414,181.00
106	242000	EXPENDITURE CONTROL	741,101.01	993,273.87
106	243000	ENCUMBRANCES	-727,527.01	3,726,084.03
106	245000	FUND BALANCE-RESV FOR ENCUMB	.00	1,847,465.72
106	245001	BUDGETARY FB-RESV FOR ENCUMB	727,527.01	-3,726,084.03
106	271000	FUND BALANCE-UNRES/UNDES	.00	-7,774,451.76
106	271001	BUDGETARY FUND BAL-UNRES	.00	962,737.00
	TOTAL FUND BALANCE		741,101.01	-10,385,156.17
	TOTAL LIABILITIES + FUND BALANCE		741,101.01	-10,396,911.49

CITT Funds

106

Revenues

YEAR-TO-DATE BUDGET REPORT

FOR 2024 05

ACCOUNTS FOR:	ORIGINAL ESTIM REV	ESTIM REV ADJSTMTS	REVISED EST REV	ACTUAL YTD REVENUE	REMAINING REVENUE	PCT COLL
---------------	--------------------	--------------------	-----------------	--------------------	-------------------	----------

1068000 PUBLIC WKS REVENUE

1068000 300100 DESIGNATED FUND	-444,180	0	-444,180	.00	-444,180.00	.0%
1068000 312600 MUNICIPAL SURTAX	-5,007,264	0	-5,007,264	-1,187,590.00	-3,819,674.00	23.7%
1068000 361100 INTEREST INCOME	0	0	0	-25,276.92	25,276.92	100.0%
TOTAL PUBLIC WKS REVENUE	-5,451,444	0	-5,451,444	-1,212,866.92	-4,238,577.08	22.2%
TOTAL CITT FUND	-5,451,444	0	-5,451,444	-1,212,866.92	-4,238,577.08	22.2%
TOTAL REVENUES	-5,451,444	0	-5,451,444	-1,212,866.92	-4,238,577.08	

CITT Funds

106

Expenditures

YEAR-TO-DATE BUDGET REPORT

FOR 2024 05

ACCOUNTS FOR: 106 CITT FUND	ORIGINAL APPROP	TRANFRS/ ADJSTMTS	REVISED BUDGET	YTD EXPENDED	ENCUMBRANCES	AVAILABLE BUDGET	PCT USED
10680005 PUBLIC WKS EXPENSES							
10680005 500341 CONTRACTUAL SER	3,480,000	0	3,480,000	832,774.41	972,225.59	1,675,000.00	51.9%
10680005 500633 IMPRV - STREET	220,000	79,000	299,000	160,499.46	118,677.44	19,823.10	93.4%
10680005 500641 CAPITAL OUTLAY	1,320,000	1,315,181	2,635,181	.00	2,635,181.00	.00	100.0%
TOTAL PUBLIC WKS EXPENSES	5,020,000	1,394,181	6,414,181	993,273.87	3,726,084.03	1,694,823.10	73.6%
TOTAL CITT FUND	5,020,000	1,394,181	6,414,181	993,273.87	3,726,084.03	1,694,823.10	73.6%
TOTAL EXPENSES	5,020,000	1,394,181	6,414,181	993,273.87	3,726,084.03	1,694,823.10	

Emergency Fund

107

Balance Sheet

BALANCE SHEET FOR 2024 5

FUND: 107 EMERGENCY FUND			NET CHANGE FOR PERIOD	ACCOUNT BALANCE
ASSETS				
107	104000	EQUITY IN POOLED CASH	.00	595,493.64
		TOTAL ASSETS	.00	595,493.64
LIABILITIES				
107	207001	DUE TO DUE GEN FUND	.00	-1,468,297.96
		TOTAL LIABILITIES	.00	-1,468,297.96
FUND BALANCE				
107	271000	FUND BALANCE-UNRES/UNDES	.00	872,804.32
		TOTAL FUND BALANCE	.00	872,804.32
		TOTAL LIABILITIES + FUND BALANCE	.00	-595,493.64

Building Technology Fund

108

Balance Sheet

BALANCE SHEET FOR 2024 5

FUND: 108 BUILDING TECHNOLOGY FUND			NET CHANGE FOR PERIOD	ACCOUNT BALANCE
ASSETS				
108	104000	EQUITY IN POOLED CASH	11,551.62	411,293.65
108	171000	ESTIMATED REVENUES	.00	313,989.00
108	172000	REVENUES	-11,551.62	-61,332.42
	TOTAL ASSETS		.00	663,950.23
FUND BALANCE				
108	241000	APPROPRIATIONS	.00	-447,714.50
108	242000	EXPENDITURE CONTROL	.00	167,937.00
108	243000	ENCUMBRANCES	.00	70,725.50
108	245000	FUND BALANCE-RESV FOR ENCUMB	.00	74,325.51
108	245001	BUDGETARY FB-RESV FOR ENCUMB	.00	-70,725.50
108	271000	FUND BALANCE-UNRES/UNDES	.00	-592,223.74
108	271001	BUDGETARY FUND BAL-UNRES	.00	133,725.50
	TOTAL FUND BALANCE		.00	-663,950.23
	TOTAL LIABILITIES + FUND BALANCE		.00	-663,950.23

Building Technology Fund

108

Revenues

YEAR-TO-DATE BUDGET REPORT

FOR 2024 05

ACCOUNTS FOR:	ORIGINAL ESTIM REV	ESTIM REV ADJSTMTS	REVISED EST REV	ACTUAL YTD REVENUE	REMAINING REVENUE	PCT COLL
---------------	--------------------	--------------------	-----------------	--------------------	-------------------	----------

1087000 BUILDING REVENUE

1087000 300100 DESIGNATED FUND	-56,989	0	-56,989	.00	-56,989.00	.0%
1087000 341904 BLDG TECH ADMINI	-257,000	0	-257,000	-59,463.55	-197,536.45	23.1%
1087000 361100 INTEREST INCOME	0	0	0	-1,868.87	1,868.87	100.0%
TOTAL BUILDING REVENUE	-313,989	0	-313,989	-61,332.42	-252,656.58	19.5%
TOTAL BUILDING TECHNOLOGY FUND	-313,989	0	-313,989	-61,332.42	-252,656.58	19.5%
TOTAL REVENUES	-313,989	0	-313,989	-61,332.42	-252,656.58	

Building Technology Fund

108

Expenditures

YEAR-TO-DATE BUDGET REPORT

FOR 2024 05

ACCOUNTS FOR: 108 BUILDING TECHNOLOGY FUND	ORIGINAL APPROP	TRNFRS/ ADJSTMTS	REVISED BUDGET	YTD EXPENDED	ENCUMBRANCES	AVAILABLE BUDGET	PCT USED
10870005 BUILDING							
10870005 500464 REPAIR & MAINT-	336,989	10,268	347,257	167,937.00	10,267.50	169,052.00	51.3%
10870005 500540 DUES/SUBSCRIPTI	40,000	0	40,000	.00	.00	40,000.00	.0%
10870005 500652 CAPITAL OUTLAY-	0	60,458	60,458	.00	60,458.00	.00	100.0%
TOTAL BUILDING	376,989	70,726	447,715	167,937.00	70,725.50	209,052.00	53.3%
TOTAL BUILDING TECHNOLOGY FUND	376,989	70,726	447,715	167,937.00	70,725.50	209,052.00	53.3%
TOTAL EXPENSES	376,989	70,726	447,715	167,937.00	70,725.50	209,052.00	

Building Fund

109

Balance Sheet

BALANCE SHEET FOR 2024 5

FUND: 109 BUILDING FUND			NET CHANGE FOR PERIOD	ACCOUNT BALANCE
ASSETS				
109	104000	EQUITY IN POOLED CASH	-51,093.04	5,848,703.85
109	171000	ESTIMATED REVENUES	.00	7,242,980.00
109	172000	REVENUES	-302,490.03	-1,557,880.13
	TOTAL ASSETS		-353,583.07	11,533,803.72
FUND BALANCE				
109	241000	APPROPRIATIONS	.00	-7,877,526.42
109	242000	EXPENDITURE CONTROL	353,583.07	1,841,781.77
109	243000	ENCUMBRANCES	-16,041.44	370,920.66
109	245000	FUND BALANCE-RESV FOR ENCUMB	.00	296,451.21
109	245001	BUDGETARY FB-RESV FOR ENCUMB	16,041.44	-370,920.66
109	271000	FUND BALANCE-UNRES/UNDES	.00	-6,429,056.70
109	271001	BUDGETARY FUND BAL-UNRES	.00	634,546.42
	TOTAL FUND BALANCE		353,583.07	-11,533,803.72
	TOTAL LIABILITIES + FUND BALANCE		353,583.07	-11,533,803.72

Building Fund

109

Revenues

YEAR-TO-DATE BUDGET REPORT

FOR 2024 05

ACCOUNTS FOR:	ORIGINAL ESTIM REV	ESTIM REV ADJSTMTS	REVISED EST REV	ACTUAL YTD REVENUE	REMAINING REVENUE	PCT COLL
---------------	--------------------	--------------------	-----------------	--------------------	-------------------	----------

1097000 BUILDING FUND REVENUE

1097000 300100	DESIGNATED FUND	-1,238,980	0	-1,238,980	.00	-1,238,980.00	.0%
1097000 322100	BUILDING PERMITS	-5,300,000	0	-5,300,000	-1,396,215.80	-3,903,784.20	26.3%
1097000 329101	OTHER FEES - BOI	-22,000	0	-22,000	-8,040.00	-13,960.00	36.5%
1097000 329500	CERTIFICATES OF	-250,000	0	-250,000	-67,647.42	-182,352.58	27.1%
1097000 341303	BUILDING TRAININ	-20,000	0	-20,000	.00	-20,000.00	.0%
1097000 341902	BLDG ADMINISTRAT	-60,000	0	-60,000	-21,630.77	-38,369.23	36.1%
1097000 342901	BLDG RECERT FEES	-150,000	0	-150,000	-4,900.00	-145,100.00	3.3%
1097000 359101	FINES - PERMIT V	-40,000	0	-40,000	-11,820.90	-28,179.10	29.6%
1097000 361100	INTEREST INCOME	0	0	0	-25,620.74	25,620.74	100.0%
1097000 369101	BLDG MISC - OT R	-150,000	0	-150,000	-16,050.00	-133,950.00	10.7%
1097000 369102	BLDG MISC - COPY	-12,000	0	-12,000	-5,954.50	-6,045.50	49.6%
TOTAL BUILDING FUND REVENUE		-7,242,980	0	-7,242,980	-1,557,880.13	-5,685,099.87	21.5%
TOTAL BUILDING FUND		-7,242,980	0	-7,242,980	-1,557,880.13	-5,685,099.87	21.5%
TOTAL REVENUES		-7,242,980	0	-7,242,980	-1,557,880.13	-5,685,099.87	

Building Fund

109

Expenditures

YEAR-TO-DATE BUDGET REPORT

FOR 2024 05

ACCOUNTS FOR:	ORIGINAL APPROP	TRANFRS/ADJSTMTS	REVISED BUDGET	YTD EXPENDED	ENCUMBRANCES	AVAILABLE BUDGET	PCT USED
---------------	-----------------	------------------	----------------	--------------	--------------	------------------	----------

10970005 BUILDING FUND EXPENSE

10970005 500111	ADMINISTRATIVE	174,358	0	174,358	69,154.48	.00	105,203.52	39.7%
10970005 500120	FULL TIME SALAR	3,231,970	0	3,231,970	1,151,997.41	.00	2,079,972.59	35.6%
10970005 500125	COMPENSATED ABS	125,232	0	125,232	451.56	.00	124,780.44	.4%
10970005 500130	OTHER SALARIES	64,593	0	64,593	3,084.15	.00	61,508.85	4.8%
10970005 500140	OVERTIME	110,210	0	110,210	16,606.43	.00	93,603.57	15.1%
10970005 500210	FICA & MICA TAX	284,702	0	284,702	91,134.56	.00	193,567.44	32.0%
10970005 500220	RETIREMENT CONT	408,337	0	408,337	135,757.56	.00	272,579.44	33.2%
10970005 500230	LIFE & HEALTH I	658,540	0	658,540	203,729.65	.00	454,810.35	30.9%
10970005 500310	PROFESSIONAL SE	506,000	37,750	543,750	62,393.75	251,856.25	229,500.00	57.8%
10970005 500400	TRAVEL & PER DI	34,800	0	34,800	7,786.94	.00	27,013.06	22.4%
10970005 500410	COMMUNICATION &	4,900	0	4,900	1,500.00	.00	3,400.00	30.6%
10970005 500460	REPAIR & MAINT	645	0	645	.00	.00	645.00	.0%
10970005 500461	REPAIR & MAINT	200	0	200	.00	.00	200.00	.0%
10970005 500470	PRINTING & BIND	9,500	0	9,500	683.79	7,301.21	1,515.00	84.1%
10970005 500510	OFFICE SUPPLIES	7,000	0	7,000	652.26	847.74	5,500.00	21.4%
10970005 500520	OPERATING SUPPL	123,650	0	123,650	4,940.94	17,575.04	101,134.02	18.2%
10970005 500540	DUES/SUBSCRIPTI	25,000	0	25,000	7,636.65	1,090.00	16,273.35	34.9%
10970005 500541	DUES/SUBS./MEMB	48,000	0	48,000	6,649.64	.00	41,350.36	13.9%
10970005 500640	CAPITAL OUTLAY	0	92,250	92,250	.00	92,250.42	.00	100.0%
10970005 500641	CAPITAL OUTLAY	172,360	77,622	249,982	77,622.00	.00	172,360.00	31.1%
10970005 500811	INTERNAL SERVIC	1,679,907	0	1,679,907	.00	.00	1,679,907.00	.0%
TOTAL BUILDING FUND EXPENSE		7,669,904	207,622	7,877,526	1,841,781.77	370,920.66	5,664,823.99	28.1%
TOTAL BUILDING FUND		7,669,904	207,622	7,877,526	1,841,781.77	370,920.66	5,664,823.99	28.1%
TOTAL EXPENSES		7,669,904	207,622	7,877,526	1,841,781.77	370,920.66	5,664,823.99	

Public Art Fund

110

Balance Sheet

BALANCE SHEET FOR 2024 5

FUND: 110 PUBLIC ARTS PROGRAM FUND			NET CHANGE FOR PERIOD	ACCOUNT BALANCE
ASSETS				
110	104000	EQUITY IN POOLED CASH	24,929.48	2,230,011.47
110	171000	ESTIMATED REVENUES	.00	350,000.00
110	172000	REVENUES	-24,929.48	-35,910.78
	TOTAL ASSETS		.00	2,544,100.69
FUND BALANCE				
110	241000	APPROPRIATIONS	.00	-1,177,500.00
110	242000	EXPENDITURE CONTROL	.00	17,453.40
110	243000	ENCUMBRANCES	.00	74,000.00
110	245000	FUND BALANCE-RESV FOR ENCUMB	.00	165,904.00
110	245001	BUDGETARY FB-RESV FOR ENCUMB	.00	-74,000.00
110	271000	FUND BALANCE-UNRES/UNDES	.00	-2,377,458.09
110	271001	BUDGETARY FUND BAL-UNRES	.00	827,500.00
	TOTAL FUND BALANCE		.00	-2,544,100.69
	TOTAL LIABILITIES + FUND BALANCE		.00	-2,544,100.69

Public Art Fund

110

Revenues

YEAR-TO-DATE BUDGET REPORT

FOR 2024 05

ACCOUNTS FOR:	ORIGINAL ESTIM REV	ESTIM REV ADJSTMTS	REVISED EST REV	ACTUAL YTD REVENUE	REMAINING REVENUE	PCT COLL
---------------	--------------------	--------------------	-----------------	--------------------	-------------------	----------

1104000 PUBLIC ART REVENUE

1104000 324720 IMPACT FEES-COMM	-350,000	0	-350,000	-26,500.00	-323,500.00	7.6%
1104000 361100 INTEREST INCOME	0	0	0	-9,410.78	9,410.78	100.0%
TOTAL PUBLIC ART REVENUE	-350,000	0	-350,000	-35,910.78	-314,089.22	10.3%
TOTAL PUBLIC ARTS PROGRAM FUND	-350,000	0	-350,000	-35,910.78	-314,089.22	10.3%
TOTAL REVENUES	-350,000	0	-350,000	-35,910.78	-314,089.22	

Public Art Fund

110

Expenditures

YEAR-TO-DATE BUDGET REPORT

FOR 2024 05

ACCOUNTS FOR:	ORIGINAL APPROP	TRANFRS/ADJSTMTS	REVISED BUDGET	YTD EXPENDED	ENCUMBRANCES	AVAILABLE BUDGET	PCT USED
110 PUBLIC ARTS PROGRAM FUND							
11040005 PUBLIC ART EXPENSE							
11040005 500652 CAPITAL OUTLAY-	0	137,500	137,500	.00	55,000.00	82,500.00	40.0%
TOTAL PUBLIC ART EXPENSE	0	137,500	137,500	.00	55,000.00	82,500.00	40.0%
11090005 PUBLIC ART EXPENSE							
11090005 500310 PROFESSIONAL SE	30,000	0	30,000	6,000.00	19,000.00	5,000.00	83.3%
11090005 500450 INSURANCE	40,000	0	40,000	11,453.40	.00	28,546.60	28.6%
11090005 500466 INSTALL & MAINT	120,000	0	120,000	.00	.00	120,000.00	.0%
11090005 500652 CAPITAL OUTLAY-	850,000	0	850,000	.00	.00	850,000.00	.0%
TOTAL PUBLIC ART EXPENSE	1,040,000	0	1,040,000	17,453.40	19,000.00	1,003,546.60	3.5%
TOTAL PUBLIC ARTS PROGRAM FUND	1,040,000	137,500	1,177,500	17,453.40	74,000.00	1,086,046.60	7.8%
TOTAL EXPENSES	1,040,000	137,500	1,177,500	17,453.40	74,000.00	1,086,046.60	

American Rescue Plan Act

111

Balance Sheet

BALANCE SHEET FOR 2024 5

FUND: 111 AMERICAN RESCUE PLAN ACT FUND			NET CHANGE FOR PERIOD	ACCOUNT BALANCE
ASSETS				
111	104000	EQUITY IN POOLED CASH	11,276.56	12,898,518.22
111	172000	REVENUES	-11,276.56	-53,974.16
	TOTAL ASSETS		.00	12,844,544.06
LIABILITIES				
111	223001	UNEARNED REVENUE - GRANTS	.00	-12,734,730.00
	TOTAL LIABILITIES		.00	-12,734,730.00
FUND BALANCE				
111	245000	FUND BALANCE-RESV FOR ENCUMB	.00	12,734,731.00
111	271000	FUND BALANCE-UNRES/UNDES	.00	-12,844,545.06
	TOTAL FUND BALANCE		.00	-109,814.06
	TOTAL LIABILITIES + FUND BALANCE		.00	-12,844,544.06

American Rescue Plan Act

111

Revenues

YEAR-TO-DATE BUDGET REPORT

FOR 2024 05

ACCOUNTS FOR:	ORIGINAL	ESTIM REV	REVISED	ACTUAL YTD	REMAINING	PCT
111 AMERICAN RESCUE PLAN ACT FUND	ESTIM REV	ADJSTMTS	EST REV	REVENUE	REVENUE	COLL

1115000 AMERICAN RESCUE REVENUE

1115000 361100 INTEREST INCOME	0	0	0	-53,974.16	53,974.16	100.0%
TOTAL AMERICAN RESCUE REVENUE	0	0	0	-53,974.16	53,974.16	100.0%
TOTAL AMERICAN RESCUE PLAN ACT FUND	0	0	0	-53,974.16	53,974.16	100.0%
TOTAL REVENUES	0	0	0	-53,974.16	53,974.16	

Park Bond Debt Service

201

Balance Sheet

BALANCE SHEET FOR 2024 5

FUND: 201 PARK BOND REFER.DEBT SERVICE			NET CHANGE	ACCOUNT
			FOR PERIOD	BALANCE
ASSETS				
201	101201	CASH-BOND DEBT	422,599.64	5,856,695.68
201	104000	EQUITY IN POOLED CASH	-253,101.77	-328,382.61
201	171000	ESTIMATED REVENUES	.00	8,386,588.00
201	172000	REVENUES	-169,497.87	-7,702,323.48
TOTAL ASSETS			.00	6,212,577.59
LIABILITIES				
201	207304	DUE TO/FROM GENERAL FUND	.00	-445,540.69
TOTAL LIABILITIES			.00	-445,540.69
FUND BALANCE				
201	241000	APPROPRIATIONS	.00	-7,574,131.00
201	242000	EXPENDITURE CONTROL	.00	2,442,065.66
201	271000	FUND BALANCE-UNRES/UNDES	.00	177,485.44
201	271001	BUDGETARY FUND BAL-UNRES	.00	-812,457.00
TOTAL FUND BALANCE			.00	-5,767,036.90
TOTAL LIABILITIES + FUND BALANCE			.00	-6,212,577.59

Park Bond Debt Service

201

Revenues

YEAR-TO-DATE BUDGET REPORT

FOR 2024 05

ACCOUNTS FOR:	ORIGINAL ESTIM REV	ESTIM REV ADJSTMTS	REVISED EST REV	ACTUAL YTD REVENUE	REMAINING REVENUE	PCT COLL
---------------	--------------------	--------------------	-----------------	--------------------	-------------------	----------

2015000 PARK BOND REFER.DEBT SERV.REV.

2015000 311200 AD VALOREM TAXES	0	0	0	-5,832,075.83	5,832,075.83	100.0%
2015000 311300 SPECIAL AD VALOR	-8,386,588	0	-8,386,588	-1,861,925.84	-6,524,662.16	22.2%
2015000 361100 INTEREST INCOME	0	0	0	-8,321.81	8,321.81	100.0%
TOTAL PARK BOND REFER.DEBT SERV.REV.	-8,386,588	0	-8,386,588	-7,702,323.48	-684,264.52	91.8%
TOTAL PARK BOND REFER.DEBT SERVICE	-8,386,588	0	-8,386,588	-7,702,323.48	-684,264.52	91.8%
TOTAL REVENUES	-8,386,588	0	-8,386,588	-7,702,323.48	-684,264.52	

Park Bond Debt Service

201

Expenditures

YEAR-TO-DATE BUDGET REPORT

FOR 2024 05

ACCOUNTS FOR:	ORIGINAL APPROP	TRANFRS/ADJSTMTS	REVISED BUDGET	YTD EXPENDED	ENCUMBRANCES	AVAILABLE BUDGET	PCT USED
---------------	-----------------	------------------	----------------	--------------	--------------	------------------	----------

20150005 GENERAL GOVERNMENT

20150005 500713 DEBT SERVICE-PR	1,025,000	0	1,025,000	.00	.00	1,025,000.00	.0%
20150005 500714 DEBT SERV-PRINC	1,665,000	0	1,665,000	.00	.00	1,665,000.00	.0%
20150005 500721 DEBT SERVICE-IN	1,410,581	0	1,410,581	705,290.66	.00	705,290.34	50.0%
20150005 500722 DEBT SERV-INTER	3,473,550	0	3,473,550	1,736,775.00	.00	1,736,775.00	50.0%
TOTAL GENERAL GOVERNMENT	7,574,131	0	7,574,131	2,442,065.66	.00	5,132,065.34	32.2%
TOTAL PARK BOND REFER.DEBT SERVICE	7,574,131	0	7,574,131	2,442,065.66	.00	5,132,065.34	32.2%
TOTAL EXPENSES	7,574,131	0	7,574,131	2,442,065.66	.00	5,132,065.34	

Capital
Improvement Projects
Fund 301
Balance Sheet

BALANCE SHEET FOR 2024 5

FUND: 301 CAPITAL IMPROVEMENTS FUND			NET CHANGE FOR PERIOD	ACCOUNT BALANCE
ASSETS				
301	104000	EQUITY IN POOLED CASH	-24,952.92	874,546.38
301	171000	ESTIMATED REVENUES	.00	53,000.00
301	172000	REVENUE CONTROL	-787.08	-3,767.92
	TOTAL ASSETS		-25,740.00	923,778.46
FUND BALANCE				
301	241000	APPROPRIATIONS	.00	-888,635.48
301	242000	EXPENDITURE CONTROL	25,740.00	25,740.00
301	243000	ENCUMBRANCES	-19,852.43	850,683.05
301	245000	FUND BALANCE-RESV FOR ENCUMB	11,774.00	405,238.00
301	245001	BUDGETARY FB-RESV FOR ENCUMB	19,852.43	-850,683.05
301	271000	FUND BALANCE-UNRES/UNDES	-11,774.00	-1,301,756.46
301	271001	BUDGETARY FUND BAL-UNRES	.00	835,635.48
	TOTAL FUND BALANCE		25,740.00	-923,778.46
	TOTAL LIABILITIES + FUND BALANCE		25,740.00	-923,778.46

Capital
Improvement Projects
Fund 301
Revenues

YEAR-TO-DATE BUDGET REPORT

FOR 2024 05

ACCOUNTS FOR:	ORIGINAL ESTIM REV	ESTIM REV ADJSTMTS	REVISED EST REV	ACTUAL YTD REVENUE	REMAINING REVENUE	PCT COLL
---------------	--------------------	--------------------	-----------------	--------------------	-------------------	----------

3015000 CAPITAL IMPROV FUND REVENUE

3015000 300100 DESIGNATED FUND	-53,000	0	-53,000	.00	-53,000.00	.0%
3015000 361100 INTEREST INCOME	0	0	0	-3,767.92	3,767.92	100.0%
TOTAL CAPITAL IMPROV FUND REVENUE	-53,000	0	-53,000	-3,767.92	-49,232.08	7.1%
TOTAL CAPITAL IMPROVEMENTS FUND	-53,000	0	-53,000	-3,767.92	-49,232.08	7.1%
TOTAL REVENUES	-53,000	0	-53,000	-3,767.92	-49,232.08	

Capital
Improvement Projects
Fund 301
Expenditures

YEAR-TO-DATE BUDGET REPORT

FOR 2024 05

ACCOUNTS FOR:	ORIGINAL APPROP	TRANFRS/ADJSTMTS	REVISED BUDGET	YTD EXPENDED	ENCUMBRANCES	AVAILABLE BUDGET	PCT USED
301 CAPITAL IMPROVEMENTS FUND							
30180005 PUBLIC WORKS							
30180005 500520 OPERATING SUPPL	0	40,000	40,000	.00	28,226.00	11,774.00	70.6%
30180005 500620 CAPITAL - BUILD	0	395,435	395,435	25,740.00	369,257.05	438.43	99.9%
30180005 500634 IMPROVEMENTS	0	453,200	453,200	.00	453,200.00	.00	100.0%
TOTAL PUBLIC WORKS	0	888,635	888,635	25,740.00	850,683.05	12,212.43	98.6%
TOTAL CAPITAL IMPROVEMENTS FUND	0	888,635	888,635	25,740.00	850,683.05	12,212.43	98.6%
TOTAL EXPENSES	0	888,635	888,635	25,740.00	850,683.05	12,212.43	

Infrastructure
Replacement
Fund 302
Balance Sheet

BALANCE SHEET FOR 2024 5

FUND: 302 INFRAS. REPLACEMENT FUND				NET CHANGE FOR PERIOD	ACCOUNT BALANCE
ASSETS					
302	104000	EQUITY IN POOLED CASH		.00	484,869.26
302	151006	INVESTMENT - FL.PALM		15,418.10	3,580,555.18
302	171000	ESTIMATED REVENUES		.00	500,000.00
302	172000	REVENUE CONTROL		-15,418.10	-581,051.85
	TOTAL ASSETS			.00	3,984,372.59
FUND BALANCE					
302	271000	FUND BALANCE-UNRES/UNDES		.00	-3,484,372.59
302	271001	BUDGETARY FUND BAL-UNRES		.00	-500,000.00
	TOTAL FUND BALANCE			.00	-3,984,372.59
	TOTAL LIABILITIES + FUND BALANCE			.00	-3,984,372.59

Infrastructure
Replacement
Fund 302
Revenues

YEAR-TO-DATE BUDGET REPORT

FOR 2024 05

ACCOUNTS FOR:	ORIGINAL ESTIM REV	ESTIM REV ADJSTMTS	REVISED EST REV	ACTUAL YTD REVENUE	REMAINING REVENUE	PCT COLL
---------------	--------------------	--------------------	-----------------	--------------------	-------------------	----------

3025000 INFRAS.REPLACEMENT FUND

3025000 361100 INTEREST INCOME	0	0	0	-81,051.85	81,051.85	100.0%
3025000 381100 OPERATING TRANSF	-500,000	0	-500,000	-500,000.00	.00	100.0%
TOTAL INFRAS.REPLACEMENT FUND	-500,000	0	-500,000	-581,051.85	81,051.85	116.2%
TOTAL INFRAS. REPLACEMENT FUND	-500,000	0	-500,000	-581,051.85	81,051.85	116.2%
TOTAL REVENUES	-500,000	0	-500,000	-581,051.85	81,051.85	

Park Bond Capital Project

Fund 303

Balance Sheet

BALANCE SHEET FOR 2024 5

FUND: 303 PARK BOND CAPITAL PROJECT FUND			NET CHANGE FOR PERIOD	ACCOUNT BALANCE
ASSETS				
303	101303	CASH-CIP PARKS BOND	-491,259.80	1,025,181.94
303	104000	EQUITY IN POOLED CASH	.00	-48,000.02
303	115100	ACCOUNTS RECEIVABLE	.00	145.22
303	151002	INVESTMENT - WELLS - REG. CUS	.00	-145.22
303	172000	REVENUES	-5,568.98	-15,662.65
	TOTAL ASSETS		-496,828.78	961,519.27
LIABILITIES				
303	207001	DUE TO DUE GEN FUND	.00	-112,807.98
303	217400	RETAINAGE LIABILITY-YEAR END	.00	-514,729.32
	TOTAL LIABILITIES		.00	-627,537.30
FUND BALANCE				
303	241000	APPROPRIATIONS	.00	-835,007.00
303	242000	EXPENDITURE CONTROL	496,828.78	506,893.78
303	243000	ENCUMBRANCES	-496,828.78	327,278.50
303	245000	FUND BALANCE-RESV FOR ENCUMB	.00	13,449,761.23
303	245001	BUDGETARY FB-RESV FOR ENCUMB	496,828.78	-327,278.50
303	271000	FUND BALANCE-UNRES/UNDES	.00	-14,290,636.98
303	271001	BUDGETARY FUND BAL-UNRES	.00	835,007.00
	TOTAL FUND BALANCE		496,828.78	-333,981.97
	TOTAL LIABILITIES + FUND BALANCE		496,828.78	-961,519.27

Park Bond Capital Project

Fund 303

Revenues

YEAR-TO-DATE BUDGET REPORT

FOR 2024 05

ACCOUNTS FOR:	ORIGINAL	ESTIM REV	REVISED	ACTUAL YTD	REMAINING	PCT
303	ESTIM REV	ADJSTMTS	EST REV	REVENUE	REVENUE	COLL

3035000 PARK BOND CAPITAL PROJECT FUND

3035000 361100 INTEREST INCOME	0	0	0	-15,662.65	15,662.65	100.0%
TOTAL PARK BOND CAPITAL PROJECT FUND	0	0	0	-15,662.65	15,662.65	100.0%
TOTAL PARK BOND CAPITAL PROJECT FUND	0	0	0	-15,662.65	15,662.65	100.0%
TOTAL REVENUES	0	0	0	-15,662.65	15,662.65	

Park Bond Capital Project

Fund 303

Expenditures

YEAR-TO-DATE BUDGET REPORT

FOR 2024 05

ACCOUNTS FOR:	ORIGINAL APPROP	TRANFRS/ADJSTMTS	REVISED BUDGET	YTD EXPENDED	ENCUMBRANCES	AVAILABLE BUDGET	PCT USED
303 PARK BOND CAPITAL PROJECT FUND							
30390005 PARKS & RECREATION							
30390005 500310 PROFESSIONAL SE	100	0	100	.00	.00	100.00	.0%
30390005 500650 CONTRUCTION IN	834,907	0	834,907	506,893.78	327,278.50	734.72	99.9%
TOTAL PARKS & RECREATION	835,007	0	835,007	506,893.78	327,278.50	834.72	99.9%
TOTAL PARK BOND CAPITAL PROJECT FUND	835,007	0	835,007	506,893.78	327,278.50	834.72	99.9%
TOTAL EXPENSES	835,007	0	835,007	506,893.78	327,278.50	834.72	

Vehicle Replacement

Fund 304

Balance Sheet

BALANCE SHEET FOR 2024 5

FUND: 304 VEHICLE REPLACEMENT FUND			NET CHANGE FOR PERIOD	ACCOUNT BALANCE
ASSETS				
304	104000	EQUITY IN POOLED CASH	211.96	242,452.46
304	171000	ESTIMATED REVENUES	.00	150,000.00
304	172000	REVENUES CONTROL	-211.96	-150,753.07
	TOTAL ASSETS		.00	241,699.39
FUND BALANCE				
304	241000	APPROPRIATIONS	.00	-192,743.15
304	243000	ENCUMBRANCES	.00	42,743.15
304	245000	FUND BALANCE-RESV FOR ENCUMB	.00	156,323.35
304	245001	BUDGETARY FB-RESV FOR ENCUMB	.00	-42,743.15
304	271000	FUND BALANCE-UNRES/UNDES	.00	-248,022.74
304	271001	BUDGETARY FUND BAL-UNRES	.00	42,743.15
	TOTAL FUND BALANCE		.00	-241,699.39
	TOTAL LIABILITIES + FUND BALANCE		.00	-241,699.39

Vehicle Replacement

Fund 304

Revenues

YEAR-TO-DATE BUDGET REPORT

FOR 2024 05							
ACCOUNTS FOR:	ORIGINAL	ESTIM REV	REVISED	ACTUAL YTD		REMAINING	PCT
304 VEHICLE REPLACEMENT FUND	ESTIM REV	ADJSTMTS	EST REV	REVENUE		REVENUE	COLL

3045000 GENERAL GOVERNMENT REVENUE

3045000 361100 INTEREST INCOME	0	0	0	-753.07		753.07	100.0%
3045000 381100 OPERATING TRANSF	-150,000	0	-150,000	-150,000.00		.00	100.0%
TOTAL GENERAL GOVERNMENT REVENUE	-150,000	0	-150,000	-150,753.07		753.07	100.5%
TOTAL VEHICLE REPLACEMENT FUND	-150,000	0	-150,000	-150,753.07		753.07	100.5%
TOTAL REVENUES	-150,000	0	-150,000	-150,753.07		753.07	

Vehicle Replacement

Fund 304

Expenditures

YEAR-TO-DATE BUDGET REPORT

FOR 2024 05								
ACCOUNTS FOR:		ORIGINAL	TRANFRS/	REVISED			AVAILABLE	PCT
304	VEHICLE REPLACEMENT FUND	APPROP	ADJSTMTS	BUDGET	YTD EXPENDED	ENCUMBRANCES	BUDGET	USED
30450005 GENERAL GOVERNMENT EXPENSE								
30450005	500641 CAPITAL OUTLAY	150,000	42,743	192,743	.00	42,743.15	150,000.00	22.2%
	TOTAL GENERAL GOVERNMENT EXPENSE	150,000	42,743	192,743	.00	42,743.15	150,000.00	22.2%
	TOTAL VEHICLE REPLACEMENT FUND	150,000	42,743	192,743	.00	42,743.15	150,000.00	22.2%
	TOTAL EXPENSES	150,000	42,743	192,743	.00	42,743.15	150,000.00	

Park Bond Capital Project

Fund 305

Balance Sheet

BALANCE SHEET FOR 2024 5

FUND: 305 PARK BOND SERIES 2021 FUND			NET CHANGE FOR PERIOD	ACCOUNT BALANCE
ASSETS				
305	101305	CASH-CIP PARKS BOND 2021	-8,807,194.56	7,798,517.93
305	104000	EQUITY IN POOLED CASH	-19,432.55	-172,598.65
305	115100	ACCOUNTS RECEIVABLE	.00	3,878.34
305	151002	INVESTMENT - WELLS - REG. CUS	1,719.14	413,504.38
305	151006	INVESTMENT - FL.PALM	143,422.66	33,307,125.11
305	171000	ESTIMATED REVENUES	.00	100,000.00
305	172000	REVENUES	-160,775.63	-1,057,830.51
	TOTAL ASSETS		-8,842,260.94	40,392,596.60
LIABILITIES				
305	217400	RETAINAGE LIABILITY-YEAR END	-377,289.89	-2,065,449.07
	TOTAL LIABILITIES		-377,289.89	-2,065,449.07
FUND BALANCE				
305	241000	APPROPRIATIONS	.00	-56,211,928.86
305	242000	EXPENDITURE CONTROL	9,219,550.83	20,896,555.50
305	243000	ENCUMBRANCES	-9,534,783.37	22,143,152.99
305	245000	FUND BALANCE-RESV FOR ENCUMB	392,168.83	265,847,392.04
305	245001	BUDGETARY FB-RESV FOR ENCUMB	9,534,783.37	-22,143,152.99
305	271000	FUND BALANCE-UNRES/UNDES	-392,168.83	-324,971,095.07
305	271001	BUDGETARY FUND BAL-UNRES	.00	56,111,928.86
	TOTAL FUND BALANCE		9,219,550.83	-38,327,147.53
	TOTAL LIABILITIES + FUND BALANCE		8,842,260.94	-40,392,596.60

Park Bond Capital Project

Fund 305

Revenues

YEAR-TO-DATE BUDGET REPORT

FOR 2024 05							
ACCOUNTS FOR:	ORIGINAL	ESTIM REV	REVISED	ACTUAL YTD		REMAINING	PCT
305 PARK BOND SERIES 2021 FUND	ESTIM REV	ADJSTMTS	EST REV	REVENUE		REVENUE	COLL
3055000 GENERAL GOVERNMENT REVENUE							
3055000 361110 PARKS BOND INTER	-100,000	0	-100,000	-1,057,827.39		957,827.39	1057.8%
3055000 367100 CHANGE IN INVEST	0	0	0	-3.12		3.12	100.0%
TOTAL GENERAL GOVERNMENT REVENUE	-100,000	0	-100,000	-1,057,830.51		957,830.51	1057.8%
TOTAL PARK BOND SERIES 2021 FUND	-100,000	0	-100,000	-1,057,830.51		957,830.51	1057.8%
TOTAL REVENUES	-100,000	0	-100,000	-1,057,830.51		957,830.51	

Park Bond Capital Project

Fund 305

Expenditures

YEAR-TO-DATE BUDGET REPORT

FOR 2024 05

ACCOUNTS FOR:	ORIGINAL	TRANFRS/	REVISED			AVAILABLE	PCT
305 PARK BOND SERIES 2021 FUND	APPROP	ADJSTMTS	BUDGET	YTD EXPENDED	ENCUMBRANCES	BUDGET	USED
30590005 PARKS AND REC EXPENSE							
30590005 500120 FULL TIME SALAR	247,666	0	247,666	74,780.15	.00	172,885.85	30.2%
30590005 500125 COMPENSATED ABS	8,930	0	8,930	.00	.00	8,930.00	.0%
30590005 500210 FICA & MICA TAX	20,121	0	20,121	5,655.26	.00	14,465.74	28.1%
30590005 500220 RETIREMENT CONT	29,720	0	29,720	4,014.56	.00	25,705.44	13.5%
30590005 500230 LIFE & HEALTH I	50,889	0	50,889	16,538.54	.00	34,350.46	32.5%
30590005 500310 PROFESSIONAL SE	50,000	0	50,000	41.24	16,958.76	33,000.00	34.0%
30590005 500400 TRAVEL & PER DI	5,220	0	5,220	2,175.00	.00	3,045.00	41.7%
30590005 500410 COMMUNICATION &	1,200	0	1,200	500.00	.00	700.00	41.7%
30590005 500650 CONSTRUCTION IN	0	55,798,183	55,798,183	20,792,850.75	22,126,194.23	12,879,137.88	76.9%
TOTAL PARKS AND REC EXPENSE	413,746	55,798,183	56,211,929	20,896,555.50	22,143,152.99	13,172,220.37	76.6%
TOTAL PARK BOND SERIES 2021 FUND	413,746	55,798,183	56,211,929	20,896,555.50	22,143,152.99	13,172,220.37	76.6%
TOTAL EXPENSES	413,746	55,798,183	56,211,929	20,896,555.50	22,143,152.99	13,172,220.37	

Stormwater Enterprise

Fund

401

Balance Sheet

BALANCE SHEET FOR 2024 5

FUND: 401 STORMWATER ENTERPRISE FUND			NET CHANGE FOR PERIOD	ACCOUNT BALANCE
ASSETS				
401	104000	EQUITY IN POOLED CASH	-24,445.30	3,776,541.04
401	115100	ACCOUNTS RECEIVABLE	.00	1,174,142.04
401	151002	INVESTMENT - WELLS -REG. CUS	-31,015.25	9,243,811.66
401	151006	INVESTMENT - FL.PALM	605.79	140,683.69
401	154000	DEF. OUTFLOW-REFUNDING LOSS	.00	576,212.59
401	154100	ACCUMULATED AMORTIZATION	.00	-523,829.88
401	164900	IMPROVEMENTS OTHER THAN BUILDI	.00	45,670,467.78
401	165900	ACCUMULATED DEPR- IMPROVEMENTS	.00	-9,751,662.07
401	166900	EQUIPMENT & FURNITURE	.00	182,268.90
401	166950	VEHICLES	.00	69,681.00
401	167900	ACCUMULATED DEPR- EQUIP & FURN	.00	-101,200.92
401	167950	ACCUMULATED DEPRECIATION VEH	.00	-69,681.13
401	169900	CONSTRUCTION IN PROGRESS	.00	147,736.95
401	171000	ESTIMATED REVENUES	.00	4,890,000.00
401	172000	REVENUE CONTROL	-357,466.65	-1,352,165.46
	TOTAL ASSETS		-412,321.41	54,073,006.19
LIABILITIES				
401	217400	RETAINAGE LIABILITY-YEAR END	.00	-51,529.03
401	223000	DEFERRED REVENUE	.00	-161,579.00
401	232900	LONG TERM REVENUE BONDS	.00	-3,662,521.02
	TOTAL LIABILITIES		.00	-3,875,629.05
FUND BALANCE				
401	241000	APPROPRIATIONS	.00	-7,198,221.75
401	242000	EXPENDITURE CONTROL	412,321.41	1,004,063.66
401	243000	ENCUMBRANCES	313,285.37	3,932,761.53
401	245000	FUND BALANCE-RESV FOR ENCUMB	.00	6,590,182.59
401	245001	BUDGETARY FB-RESV FOR ENCUMB	-313,285.37	-3,932,761.53
401	271000	FUND BALANCE-UNRES/UNDES	.00	-18,749,613.39
401	271001	BUDGETARY FUND BAL-UNRES	.00	2,308,221.75
401	280000	INVESTMENTS - GEN FIXED ASSETS	.00	-34,152,010.00
	TOTAL FUND BALANCE		412,321.41	-50,197,377.14
	TOTAL LIABILITIES + FUND BALANCE		412,321.41	-54,073,006.19

Stormwater Enterprise

Fund

401

Revenues

YEAR-TO-DATE BUDGET REPORT

FOR 2024 05

ACCOUNTS FOR:	ORIGINAL ESTIM REV	ESTIM REV ADJSTMTS	REVISED EST REV	ACTUAL YTD REVENUE	REMAINING REVENUE	PCT COLL
401 STORMWATER ENTERPRISE FUND						
4018000 STORMWATER FUND REVENUE						
4018000 314300 UTILITY TAXES -	-3,800,000	0	-3,800,000	-1,026,043.01	-2,773,956.99	27.0%
4018000 334100 STATE REIMBURSME	-950,000	0	-950,000	-67,063.65	-882,936.35	7.1%
4018000 361100 INTEREST INCOME	-140,000	0	-140,000	-153,354.22	13,354.22	109.5%
4018000 367100 CHANGE IN INVEST	0	0	0	-105,704.58	105,704.58	100.0%
TOTAL STORMWATER FUND REVENUE	-4,890,000	0	-4,890,000	-1,352,165.46	-3,537,834.54	27.7%
TOTAL STORMWATER ENTERPRISE FUND	-4,890,000	0	-4,890,000	-1,352,165.46	-3,537,834.54	27.7%
TOTAL REVENUES	-4,890,000	0	-4,890,000	-1,352,165.46	-3,537,834.54	

Stormwater Enterprise

Fund

401

Expenditures

YEAR-TO-DATE BUDGET REPORT

FOR 2024 05

ACCOUNTS FOR:	ORIGINAL	TRANFRS/	REVISED				AVAILABLE	PCT
401 STORMWATER ENTERPRISE FUND	APPROP	ADJSTMTS	BUDGET	YTD EXPENDED	ENCUMBRANCES	BUDGET	USED	
40180005 STORMWATER FUND EXPENSE								
40180005 500120 FULL TIME SALAR	258,128	0	258,128	61,118.66	.00	197,009.34	23.7%	
40180005 500125 COMPENSATED ABS	9,307	0	9,307	.00	.00	9,307.00	.0%	
40180005 500210 FICA & MICA TAX	20,458	0	20,458	4,521.51	.00	15,936.49	22.1%	
40180005 500220 RETIREMENT CONT	30,976	0	30,976	6,980.25	.00	23,995.75	22.5%	
40180005 500230 LIFE & HEALTH I	50,135	0	50,135	14,206.26	.00	35,928.74	28.3%	
40180005 500310 PROFESSIONAL SE	6,300	0	6,300	1,595.16	4,704.84	.00	100.0%	
40180005 500314 PROFESSIONAL SE	9,500	18,277	27,777	15,473.10	2,803.40	9,500.00	65.8%	
40180005 500340 CONTRACTUAL SER	1,023,876	54,000	1,077,876	477,336.53	392,538.30	208,001.17	80.7%	
40180005 500400 TRAVEL & PER DI	4,541	0	4,541	.00	.00	4,541.00	.0%	
40180005 500440 RENTALS & LEASE	105,753	0	105,753	104,802.92	.00	950.08	99.1%	
40180005 500470 PRINTING & BIND	500	0	500	399.00	1.00	100.00	80.0%	
40180005 500490 OTHER CURRENT C	60,000	0	60,000	15,277.41	.00	44,722.59	25.5%	
40180005 500520 OPERATING SUPPL	30,300	0	30,300	5,842.44	.00	24,457.56	19.3%	
40180005 500522 OPERATING SUPPL	61,600	0	61,600	.00	.00	61,600.00	.0%	
40180005 500540 DUES/SUBSCRIPTI	5,100	0	5,100	2,450.00	.00	2,650.00	48.0%	
40180005 500633 IMPRV - STREET	0	554,000	554,000	.00	554,000.00	.00	100.0%	
40180005 500650 CONSTRUCTION IN	1,600,000	2,720,315	4,320,315	150,271.41	2,978,713.99	1,191,329.85	72.4%	
40180005 500710 DEBT SERVICE -	429,173	0	429,173	107,293.26	.00	321,879.74	25.0%	
40180005 500720 DEBT SERVICE -	145,983	0	145,983	36,495.75	.00	109,487.25	25.0%	
TOTAL STORMWATER FUND EXPENSE	3,851,630	3,346,592	7,198,222	1,004,063.66	3,932,761.53	2,261,396.56	68.6%	
TOTAL STORMWATER ENTERPRISE FUND	3,851,630	3,346,592	7,198,222	1,004,063.66	3,932,761.53	2,261,396.56	68.6%	
TOTAL EXPENSES	3,851,630	3,346,592	7,198,222	1,004,063.66	3,932,761.53	2,261,396.56		

Parking Fund

402

Balance Sheet

BALANCE SHEET FOR 2024 5

FUND: 402 PARKING FUND			NET CHANGE FOR PERIOD	ACCOUNT BALANCE
ASSETS				
402	104000	EQUITY IN POOLED CASH	.00	42,803.65
		TOTAL ASSETS	.00	42,803.65
LIABILITIES				
402	223000	DEFERRED REVENUE	.00	-1,140.00
		TOTAL LIABILITIES	.00	-1,140.00
FUND BALANCE				
402	241000	APPROPRIATIONS	.00	-7,000.00
402	242000	EXPENDITURE CONTROL	.00	6,970.45
402	243000	ENCUMBRANCES	.00	29.55
402	245000	FUND BALANCE-RESV FOR ENCUMB	.00	86,873.83
402	245001	BUDGETARY FB-RESV FOR ENCUMB	.00	-29.55
402	271000	FUND BALANCE-UNRES/UNDES	.00	-135,507.93
402	271001	BUDGETARY FUND BAL-UNRES	.00	7,000.00
		TOTAL FUND BALANCE	.00	-41,663.65
		TOTAL LIABILITIES + FUND BALANCE	.00	-42,803.65

Parking Fund

Fund

402

Expenditures

YEAR-TO-DATE BUDGET REPORT

FOR 2024 05									
ACCOUNTS FOR:		ORIGINAL	TRANFRS/	REVISED				AVAILABLE	PCT
402	PARKING FUND	APPROP	ADJSTMTS	BUDGET	YTD EXPENDED	ENCUMBRANCES		BUDGET	USED
40280005 PARKING FUND EXPENSE									
40280005	500520	OPERATING SUPPL	0	7,000	7,000	6,970.45	29.55	.00	100.0%
		TOTAL PARKING FUND EXPENSE	0	7,000	7,000	6,970.45	29.55	.00	100.0%
		TOTAL PARKING FUND	0	7,000	7,000	6,970.45	29.55	.00	100.0%
		TOTAL EXPENSES	0	7,000	7,000	6,970.45	29.55	.00	

OPEB Trust Fund

651

Balance Sheet

BALANCE SHEET FOR 2024 5

FUND: 651 OPEB TRUST FUND			NET CHANGE FOR PERIOD	ACCOUNT BALANCE
ASSETS				
651	104000	EQUITY IN POOLED CASH	.00	800,035.08
651	151006	INVESTMENT - FL.PALM	8,990.60	2,087,892.14
651	171000	ESTIMATED REVENUES	.00	400,000.00
651	172000	REVENUES	-8,990.60	-447,262.93
	TOTAL ASSETS		.00	2,840,664.29
FUND BALANCE				
651	241000	APPROPRIATIONS	.00	-10,000.00
651	271000	FUND BALANCE-UNRES/UNDES	.00	-2,440,664.29
651	271001	BUDGETARY FUND BAL-UNRES	.00	-390,000.00
	TOTAL FUND BALANCE		.00	-2,840,664.29
	TOTAL LIABILITIES + FUND BALANCE		.00	-2,840,664.29

OPEB Trust Fund

651

Revenues

YEAR-TO-DATE BUDGET REPORT

FOR 2024 05							
ACCOUNTS FOR:	ORIGINAL	ESTIM REV	REVISED	ACTUAL YTD		REMAINING	PCT
651 OPEB TRUST FUND	ESTIM REV	ADJSTMTS	EST REV	REVENUE		REVENUE	COLL
6515000 OPEB-GENERAL GOV REVENUE							
6515000 361100 INTEREST INCOME	0	0	0	-47,262.93		47,262.93	100.0%
6515000 381100 OPERATING TRANSF	-400,000	0	-400,000	-400,000.00		.00	100.0%
TOTAL OPEB-GENERAL GOV REVENUE	-400,000	0	-400,000	-447,262.93		47,262.93	111.8%
TOTAL OPEB TRUST FUND	-400,000	0	-400,000	-447,262.93		47,262.93	111.8%
TOTAL REVENUES	-400,000	0	-400,000	-447,262.93		47,262.93	

OPEB Trust Fund

651

Expenditures

YEAR-TO-DATE BUDGET REPORT

FOR 2024 05								
ACCOUNTS FOR:	ORIGINAL	TRANFRS/	REVISED				AVAILABLE	PCT
651 OPEB TRUST FUND	APPROP	ADJSTMTS	BUDGET	YTD EXPENDED	ENCUMBRANCES		BUDGET	USED
65150005 OPEB GENERAL GOV EXPENSES								
65150005 500310 PROFESSIONAL SE	10,000	0	10,000	.00	.00		10,000.00	.0%
TOTAL OPEB GENERAL GOV EXPENSES	10,000	0	10,000	.00	.00		10,000.00	.0%
TOTAL OPEB TRUST FUND	10,000	0	10,000	.00	.00		10,000.00	.0%
TOTAL EXPENSES	10,000	0	10,000	.00	.00		10,000.00	

Pension Fund

652

Balance Sheet

BALANCE SHEET FOR 2024 5

FUND: 652 PENSION FUND			NET CHANGE FOR PERIOD	ACCOUNT BALANCE
ASSETS				
652	104000	EQUITY IN POOLED CASH	.00	-64,390.81
652	151007	INVESTMENT-PENSION	10,044.12	667,090.66
652	172000	REVENUES	-10,044.12	-57,972.81
	TOTAL ASSETS		.00	544,727.04
LIABILITIES				
652	207001	DUE TO DUE GEN FUND	.00	-5,266.41
	TOTAL LIABILITIES		.00	-5,266.41
FUND BALANCE				
652	241000	APPROPRIATIONS	.00	-7,111.81
652	242000	EXPENDITURE CONTROL	.00	1,450.25
652	243000	ENCUMBRANCES	.00	5,697.81
652	245000	FUND BALANCE-RESV FOR ENCUMB	.00	10,587.16
652	245001	BUDGETARY FB-RESV FOR ENCUMB	.00	-5,697.81
652	271000	FUND BALANCE-UNRES/UNDES	.00	-551,498.04
652	271001	BUDGETARY FUND BAL-UNRES	.00	7,111.81
	TOTAL FUND BALANCE		.00	-539,460.63
	TOTAL LIABILITIES + FUND BALANCE		.00	-544,727.04

Pension Fund

652

Revenues

YEAR-TO-DATE BUDGET REPORT

FOR 2024 05

ACCOUNTS FOR:	ORIGINAL	ESTIM REV	REVISED	ACTUAL YTD	REMAINING	PCT
652 PENSION FUND	ESTIM REV	ADJSTMTS	EST REV	REVENUE	REVENUE	COLL

6525000 PENSION FUND-GEN GOV REVENUE

6525000 361100 INTEREST INCOME	0	0	0	-3,490.71	3,490.71	100.0%
6525000 367100 CHANGE IN INVEST	0	0	0	-54,482.10	54,482.10	100.0%
TOTAL PENSION FUND-GEN GOV REVENUE	0	0	0	-57,972.81	57,972.81	100.0%
TOTAL PENSION FUND	0	0	0	-57,972.81	57,972.81	100.0%
TOTAL REVENUES	0	0	0	-57,972.81	57,972.81	

Pension Fund

652

Expenditures

YEAR-TO-DATE BUDGET REPORT

FOR 2024 05

ACCOUNTS FOR:	ORIGINAL	TRANFRS/	REVISED				AVAILABLE	PCT
652 PENSION FUND	APPROP	ADJSTMTS	BUDGET	YTD EXPENDED	ENCUMBRANCES	BUDGET	USED	

65210005 PENSION FUND EXPENSE

65210005 500340 CONTRACTUAL SER	0	7,112	7,112	1,414.00	5,697.81	.00	100.0%
65210005 500360 PENSION BENEFIT	0	0	0	36.25	.00	-36.25	100.0%
TOTAL PENSION FUND EXPENSE	0	7,112	7,112	1,450.25	5,697.81	-36.25	100.5%
TOTAL PENSION FUND	0	7,112	7,112	1,450.25	5,697.81	-36.25	100.5%
TOTAL EXPENSES	0	7,112	7,112	1,450.25	5,697.81	-36.25	

General Fixed Assets Fund

900

Balance Sheet

BALANCE SHEET FOR 2024 5

FUND: 900 GENERAL FIXED ASSETS			NET CHANGE FOR PERIOD	ACCOUNT BALANCE
ASSETS				
900	161900	LAND	.00	79,970,763.80
900	162900	BUILDINGS	.00	83,173,306.18
900	163900	ACCUMULATED DEPRE - BLDGS	.00	-12,473,881.66
900	164900	INFRASTRUCTURE - ROADS	.00	143,475,117.91
900	164950	PUBLIC DOMAIN & SYSTEM IFRAS.	.00	7,193,940.00
900	165900	ACCUMULATED DEPR- ROADS	.00	-92,819,798.59
900	165950	ACCUM DEPR PUB DOM & SYS INFRA	.00	-5,333,489.03
900	166900	EQUIPMENT & FURNITURE	.00	23,536,090.93
900	166950	VEHICLES	.00	14,182,501.26
900	167900	ACCUMULATED DEPR- EQUIP & FURN	.00	-20,991,382.33
900	167950	ACCUMULATED DEPRECIATION VEH	.00	-11,127,017.44
900	169900	CONSTRUCTION IN PROGRESS	.00	7,996,766.76
900	169901	CONST. IN PROGRESS-BOND	.00	93,687,494.40
	TOTAL ASSETS		.00	310,470,412.19
FUND BALANCE				
900	271000	FUND BALANCE-UNRES/UNDES	.00	16,274,073.28
900	280000	INVESTMENTS - GEN FIXED ASSETS	.00	-326,744,485.47
	TOTAL FUND BALANCE		.00	-310,470,412.19
	TOTAL LIABILITIES + FUND BALANCE		.00	-310,470,412.19

General Fixed Assets

Long-Term Fund

950

Balance Sheet

BALANCE SHEET FOR 2024 5

FUND: 950 LONG-TERM DEBT			NET CHANGE FOR PERIOD	ACCOUNT BALANCE
ASSETS				
950	154001	DEF.OUTFLOW-REFUNDING GAIN	.00	43,801.66
950	180000	AMT AVAIL IN DBT SVC FUNDS	.00	189,374,553.34
	TOTAL ASSETS		.00	189,418,355.00
LIABILITIES				
950	203800	LOAN PAYABLE-AXON PD TASERS	.00	-208,811.75
950	203900	LOAN PAYABLE LT - 2006A	.00	-2,567,321.52
950	203901	LOAN PAYABLE LT - 2007A	.00	-2,572,494.41
950	203902	LOAN PAYABLE - 2007B	.00	-356,749.51
950	203903	LOAN PAYABLE - QNIP	.00	-640,010.00
950	210900	COMPSEN ABSENSES - LT	.00	-4,173,300.70
950	210950	EMPLOYEE COMP LT - OPEB	.00	-1,354,838.00
950	230900	G.O. BOND 2019 - LT	.00	-43,305,382.75
950	230902	G.O. BOND 2021 - LT	.00	-101,301,229.70
950	239900	OTHER LONG-TERM LIAB.PENSION	.00	-29,458,626.00
950	239901	L/T LIAB.ELEC.OFF.PENSION	.00	-3,435,789.00
	TOTAL LIABILITIES		.00	-189,374,553.34
FUND BALANCE				
950	271000	FUND BALANCE-UNRES/UNDES	.00	-43,801.66
	TOTAL FUND BALANCE		.00	-43,801.66
	TOTAL LIABILITIES + FUND BALANCE		.00	-189,418,355.00

** END OF REPORT - Generated by Alfred Pereira **

City of Doral
Financial Statements
For The Period Ended
February 29, 2024

Pooled Cash Fund

000

Balance Sheet

BALANCE SHEET FOR 2024 5

FUND: 000 POOLED CASH			NET CHANGE FOR PERIOD	ACCOUNT BALANCE
ASSETS				
000	101000	CASH - WACHOVIA BANK INVESTMNT	-1,663,803.75	80,207,631.63
000	102000	CASH - PETTY CASH DRAWER	.00	1,000.00
000	102001	PETTY CASH - MORGAN LEVY PARK	.00	100.00
000	102002	PETTY CASH-LEGACY PARK	.00	100.00
000	102003	PETTY CASH - GLADES PARK	.00	50.00
000	102005	PETTY CASH-CULTURAL CTR.	.00	100.00
	TOTAL ASSETS		-1,663,803.75	80,208,981.63
LIABILITIES				
000	207001	DUE TO/DUE FROM GEN FUND	635,927.35	-38,354,095.25
000	207101	DUE TO/DUE FROM TRANSPRT	290,159.28	-2,759,519.67
000	207102	DUE TO/DUE FROM IMPACT - PARKS	7,610.35	-5,409,038.27
000	207103	DUE TO/DUE FROM IMPACT - POL	20,915.34	169,920.66
000	207105	DUE TO LETF	-92.69	-106,018.08
000	207107	DUE TO/FROM CITT FD	384,228.16	-6,158,334.41
000	207108	DUE TO/FROM EMERGENCY FUND	.00	-595,493.64
000	207109	DUE TO/FROM BLDG TECH FUND	-11,551.62	-411,293.65
000	207110	DUE TO /FROM PUBLIC ART FUND	-24,929.48	-2,230,011.47
000	207111	DUE TO /FROM BUILDING FUND	51,093.04	-5,848,703.85
000	207112	DUE TO /FROM AMERICAN RESCUE	-11,276.56	-12,898,518.22
000	207201	DUE TO/FROM PARK DEBT SERVICE	253,101.77	328,382.61
000	207301	DUE TO/DUE FROM CIP	24,952.92	-874,546.38
000	207302	DUE TO/FROM INFRASTRUCTURE FD	.00	-484,869.26
000	207303	DUE TO/FROM PARK BOND CIP FUND	.00	48,000.02
000	207305	DUE TO/DUE FROM VEH.REP.FUND	-211.96	-242,452.46
000	207306	DUE TO/FROM PARK 2021 FUND	19,432.55	172,598.65
000	207401	DUE TO/DUE FROM STORMWATER	24,445.30	-3,776,541.04
000	207402	DUE TO/FROM PARKING	.00	-42,803.65
000	207651	DUE TO/FROM OPEB FUND	.00	-800,035.08
000	207652	DUE TO/FROM PENSION FUND	.00	64,390.81
	TOTAL LIABILITIES		1,663,803.75	-80,208,981.63
	TOTAL LIABILITIES + FUND BALANCE		1,663,803.75	-80,208,981.63

General Fund

001

Balance Sheet

BALANCE SHEET FOR 2024 5

FUND: 001 GENERAL FUND			NET CHANGE FOR PERIOD	ACCOUNT BALANCE
ASSETS				
001	101002	CASH - WACHOVIA PAYROLL ZBA	.00	1,650.03
001	104000	EQUITY IN POOLED CASH	-635,927.35	38,354,095.25
001	115004	ACCOUNTS RECIEVABLE - NSF CHKS	20.00	38,386.56
001	115006	ACCOUNTS RECIEVABLE - COBRA	4,263.39	62,282.26
001	115100	ACCOUNTS RECEIVABLE	.00	467,779.72
001	115109	A/R-TUITION REIMB PAYBACK	.00	-673.08
001	131103	DUE FROM POLICE IMPACT FEE	.00	223,318.71
001	131107	DUE FROM EMERGENCY FUND	.00	1,468,297.96
001	131303	DUE FROM PARK BOND	.00	112,807.98
001	131304	DUE FROM G.O.BOND DEBT FUND	.00	445,540.69
001	131652	DUE FROM PENSION FUND	.00	5,266.41
001	133000	DUE FROM GOVT - COUNTY	.00	24,920.31
001	141300	INVENTORY - GASOLINE	.00	21,403.76
001	141400	INVENTORY - DEISEL FUEL	.00	6,551.26
001	151002	INVESTMENT - WELLS -REG. CUS	-219,051.37	69,199,273.77
001	151006	INVESTMENT - FL.PALM	27,725.57	6,438,725.60
001	171000	ESTIMATED REVENUES	.00	76,270,734.00
001	172000	REVENUE CONTROL	-4,411,975.91	-44,236,082.20
	TOTAL ASSETS		-5,234,945.67	148,904,278.99
LIABILITIES				
001	208100	DEPOSIT - SALES TAX - P & R	1,042.75	-4,587.23
001	217000	PAYROLL LIABILITY	-698.41	-79,787.68
001	217200	PAYROLL LIAB - INSURANCE OTHER	50.98	-36,772.62
001	217300	PAYROLL LIABILITY - FSA	-756.39	-85,339.24
001	217400	RETAINAGE LIABILITY-YEAR END	-4,085.87	-270,743.13
001	220000	ESCROW DEPOSITS	-1,430.78	-191,589.08
001	220001	ESCROW DEPOSIT-PW PLAT FEES	.00	-1,850.00
001	220002	ESCROW DEPOSIT-SPECIAL EVENTS	.00	-8,300.00
001	220100	ESCROW DEPOSIT - OTHER	.00	-578,286.03
001	220102	DEPOSIT PBA UNION DUES	-99.00	-4,488.00
001	220103	DEPOSIT RELAY FOR LIFE	.00	-116.20
001	220104	DEPOSIT - DADE HOME BLDRS ESCR	.00	-402.49
001	220105	Escrow Deposit - Doral Broncos	-680.72	-9,032.31
001	220106	DEPOSIT - STATE OF THE CITY	.00	-8,066.15
001	220107	DEPOSIT - STATE SURCHARGE	-6,192.21	-113,239.91
001	220108	DEPOSIT - MD BLDG CODE FEES	-6,833.40	-80,902.55
001	220109	DEPOSIT - FL DEPT OF BUSINESS	.00	-300.53
001	220110	DEPOSIT - CAMPAIGN SIGNS BOND	.00	-3,500.00
001	220113	DEPOSIT - POLICE EXPLORERS	.00	-4,747.74
001	220114	DEPOSIT - VETERAN BUY A BRICK	.00	-253.33
001	220120	DEPOSIT - ISR;OPR;AFT HR INSP	.00	-14,800.00
001	220121	ADA PGMS DADE INTERLOCAL AGM	.00	-190,418.19
001	220123	DEPOSIT - MISC	.00	-52,500.00
001	220125	DEPOSIT-BUILDING TRAINING FEE	.00	-155,021.31
001	220128	DEPOSIT-HEALTH INS.INCENTIVE	-1,116.65	-9,095.15
001	220129	DEPOSIT-MOT LANE CLOSE. PERMIT	.00	-64,976.00
001	220132	DEPOSITS - DORAL HEARTS BRAZIL	.00	-98.00
001	223000	DEFERRED REVENUE	.00	-547,789.43

BALANCE SHEET FOR 2024 5

FUND: 001 GENERAL FUND			NET CHANGE FOR PERIOD	ACCOUNT BALANCE
LIABILITIES				
TOTAL LIABILITIES			-20,799.70	-2,517,002.30
FUND BALANCE				
001	241000	APPROPRIATIONS	.00	-111,849,948.58
001	242000	EXPENDITURE CONTROL	5,255,745.37	28,273,423.11
001	243000	ENCUMBRANCES	-518,438.80	36,680,795.29
001	245000	FUND BALANCE-RESV FOR ENCUMB	2,358.74	61,042,267.36
001	245001	BUDGETARY FB-RESV FOR ENCUMB	518,438.80	-36,680,795.29
001	271000	FUND BALANCE-UNRES/UNDES	-2,358.74	-159,432,233.16
001	271001	BUDGETARY FUND BAL-UNRES	.00	35,579,214.58
TOTAL FUND BALANCE			5,255,745.37	-146,387,276.69
TOTAL LIABILITIES + FUND BALANCE			5,234,945.67	-148,904,278.99

General Fund

001

Revenues

YEAR-TO-DATE BUDGET REPORT

FOR 2024 05

ACCOUNTS FOR:	ORIGINAL ESTIM REV	ESTIM REV ADJSTMTS	REVISED EST REV	ACTUAL YTD REVENUE	REMAINING REVENUE	PCT COLL
---------------	--------------------	--------------------	-----------------	--------------------	-------------------	----------

0011200 CITY CLERK REVENUE

0011200 341900 LIEN SEARCH FEES	0	0	0	-25,341.37	25,341.37	100.0%
0011200 341901 CANDIDATE QUALYF	-4,500	0	-4,500	-100.00	-4,400.00	2.2%
0011200 341907 PUBLIC RECORDS R	-42,000	0	-42,000	-1,776.79	-40,223.21	4.2%
TOTAL CITY CLERK REVENUE	-46,500	0	-46,500	-27,218.16	-19,281.84	58.5%

0014000 PLANNING AND ZONING REVENUE

0014000 321100 LOCAL BUSINESS L	-1,200,000	0	-1,200,000	-252,686.83	-947,313.17	21.1%
0014000 329300 ZONING HEARING F	-30,000	0	-30,000	-21,261.48	-8,738.52	70.9%
0014000 329400 ZONING PLAN REVI	-55,000	0	-55,000	-28,060.00	-26,940.00	51.0%
0014000 329401 ZONING PERMIT RE	-60,000	0	-60,000	-37,416.09	-22,583.91	62.4%
0014000 338100 COUNTY BUSS.TAX	-89,000	0	-89,000	-20,863.95	-68,136.05	23.4%
0014000 362200 BILLBOARD REDUCT	-64,000	0	-64,000	.00	-64,000.00	.0%
TOTAL PLANNING AND ZONING REVENUE	-1,498,000	0	-1,498,000	-360,288.35	-1,137,711.65	24.1%

0015000 GENERAL GOVERNMENT REVENUE

0015000 311100 AD VALOREM TAXES	-29,930,182	0	-29,930,182	-27,224,225.50	-2,705,956.50	91.0%
0015000 311200 AD VALOREM TAXES	-600,000	0	-600,000	-253,388.50	-346,611.50	42.2%
0015000 313100 FRANCHISE FEES -	-7,200,000	0	-7,200,000	-2,346,319.92	-4,853,680.08	32.6%
0015000 314100 UTILITY TAXES -	-9,500,000	0	-9,500,000	-3,297,793.12	-6,202,206.88	34.7%
0015000 314200 COMMUNICATION SE	-3,929,927	0	-3,929,927	-1,450,489.88	-2,479,437.12	36.9%
0015000 314300 UTILITY TAXES -	-1,350,000	0	-1,350,000	-266,326.29	-1,083,673.71	19.7%
0015000 314400 UTILITY TAXES -	-200,000	0	-200,000	-66,510.02	-133,489.98	33.3%
0015000 335120 STATE SHARING RE	-2,052,085	0	-2,052,085	-714,221.68	-1,337,863.32	34.8%
0015000 335150 ALCOHOLIC BEVERA	-72,100	0	-72,100	-12,686.03	-59,413.97	17.6%
0015000 335180 HALF CENT SALES	-7,543,526	0	-7,543,526	-2,871,323.12	-4,672,202.88	38.1%
0015000 361100 INTEREST INCOME	-750,000	0	-750,000	-1,315,663.08	565,663.08	175.4%
0015000 362100 LEASE AGREEMENT-	-12	0	-12	-12.00	.00	100.0%
0015000 367100 CHANGE IN INVEST	0	0	0	-849,385.29	849,385.29	100.0%
0015000 369100 MISCELLANEOUS IN	-36,750	0	-36,750	-2,866.50	-33,883.50	7.8%
0015000 369200 PRIOR YEARS RECO	-10,500	0	-10,500	.00	-10,500.00	.0%
0015000 369900 INSURANCE PROCEE	0	0	0	-34,822.81	34,822.81	100.0%
0015000 381200 INTERNAL SERVICE	-1,679,907	0	-1,679,907	.00	-1,679,907.00	.0%

YEAR-TO-DATE BUDGET REPORT

FOR 2024 05

ACCOUNTS FOR:	ORIGINAL ESTIM REV	ESTIM REV ADJSTMTS	REVISED EST REV	ACTUAL YTD REVENUE	REMAINING REVENUE	PCT COLL
001 GENERAL FUND						
TOTAL GENERAL GOVERNMENT REVENUE	-64,854,989	0	-64,854,989	-40,706,033.74	-24,148,955.26	62.8%
0016000 POLICE REVENUE						
0016000 313920 TOWING FEES	-12,500	0	-12,500	-4,573.76	-7,926.24	36.6%
0016000 329200 ALARM PERMITS	-190,000	0	-190,000	-81,349.50	-108,650.50	42.8%
0016000 331201 DOJ COPS TECH GR	-1,000,000	0	-1,000,000	.00	-1,000,000.00	.0%
0016000 342100 POLICE SERVICES	-1,400,000	0	-1,400,000	-880,466.68	-519,533.32	62.9%
0016000 342110 POLICE SERVICES	-8,000	0	-8,000	-4,683.20	-3,316.80	58.5%
0016000 342115 SCHOOL CROSSING	-70,000	0	-70,000	-18,943.76	-51,056.24	27.1%
0016000 342130 POLICE SERVICES-	-829,445	0	-829,445	-127,500.00	-701,945.00	15.4%
0016000 351100 JUDGEMENTS & FIN	-350,000	0	-350,000	-49,098.85	-300,901.15	14.0%
0016000 351150 SAFETY REDLIGHT	0	0	0	-5,700.88	5,700.88	100.0%
0016000 351200 COURT-INVESTIGAT	-1,000	0	-1,000	.00	-1,000.00	.0%
0016000 369105 PD MISC-SRO OT R	-35,000	0	-35,000	.00	-35,000.00	.0%
TOTAL POLICE REVENUE	-3,895,945	0	-3,895,945	-1,172,316.63	-2,723,628.37	30.1%
0017000 BUILDING REVENUE						
0017000 329600 CONCURRENCY FEES	-60,000	0	-60,000	-775.23	-59,224.77	1.3%
0017000 341902 BLDG ADMINISTRAT	0	0	0	-135.00	135.00	100.0%
0017000 341903 BLDG RECORDS REQ	-75,000	0	-75,000	-32,170.00	-42,830.00	42.9%
TOTAL BUILDING REVENUE	-135,000	0	-135,000	-33,080.23	-101,919.77	24.5%
0017100 CODE REVENUE						
0017100 329800 CODE DEFAULT PRO	-30,000	0	-30,000	-9,200.00	-20,800.00	30.7%
0017100 341900 LIEN SEARCH FEES	-220,000	0	-220,000	-64,291.30	-155,708.70	29.2%
0017100 351100 JUDGEMENTS & FIN	-240,000	0	-240,000	-82,111.88	-157,888.12	34.2%
0017100 359101 FINES - PERMIT V	-315,000	0	-315,000	-49,991.92	-265,008.08	15.9%
TOTAL CODE REVENUE	-805,000	0	-805,000	-205,595.10	-599,404.90	25.5%
0018000 PUBLIC WORKS REVENUE						
0018000 313700 FRANCHISE FEES -	-1,800,000	0	-1,800,000	-745,629.70	-1,054,370.30	41.4%

YEAR-TO-DATE BUDGET REPORT

FOR 2024 05

ACCOUNTS FOR:	ORIGINAL ESTIM REV	ESTIM REV ADJSTMTS	REVISED EST REV	ACTUAL YTD REVENUE	REMAINING REVENUE	PCT COLL
001 GENERAL FUND						
0018000 313900 FRANCHISE FEES -	-10,000	0	-10,000	-26,161.80	16,161.80	261.6%
0018000 329402 PW-PLATTING PERM	-25,000	0	-25,000	-3,300.00	-21,700.00	13.2%
0018000 329700 PUBLIC WORKS PER	-100,000	0	-100,000	-74,701.00	-25,299.00	74.7%
0018000 344500 PARKING OPERATIO	-1,125,000	0	-1,125,000	-327,751.67	-797,248.33	29.1%
0018000 359102 FINES - PARKING	-545,000	0	-545,000	-35,671.68	-509,328.32	6.5%
TOTAL PUBLIC WORKS REVENUE	-3,605,000	0	-3,605,000	-1,213,215.85	-2,391,784.15	33.7%
0019000 PARKS AND RECREATION REVENUE						
0019000 347200 RECREATION FEES	-120,000	0	-120,000	-56,885.58	-63,114.42	47.4%
0019000 347201 RECREATION - REN	-300,000	0	-300,000	-160,106.42	-139,893.58	53.4%
0019000 347202 RECREATION - BRO	-18,000	0	-18,000	-175.00	-17,825.00	1.0%
0019000 347203 RECREATION-CONCE	-8,000	0	-8,000	.00	-8,000.00	.0%
0019000 347204 RECREATION-TAXAB	-1,000	0	-1,000	-191.47	-808.53	19.1%
0019000 347400 RECREATION - SPE	-50,000	0	-50,000	-37,791.99	-12,208.01	75.6%
0019000 347401 RECREATION - SPO	-95,000	0	-95,000	-37,140.00	-57,860.00	39.1%
0019000 347402 RECREATION - CAM	-110,000	0	-110,000	-7,153.00	-102,847.00	6.5%
0019000 347403 RECREATION - TEN	-70,000	0	-70,000	-27,496.79	-42,503.21	39.3%
0019000 347404 RECREATION - SOC	-265,000	0	-265,000	-91,225.25	-173,774.75	34.4%
0019000 347405 RECREATION-COMMU	-175,000	0	-175,000	-71,573.44	-103,426.56	40.9%
0019000 347406 RECREATION-TRAIN	-300	0	-300	.00	-300.00	.0%
0019000 347407 RECREATION-BASEB	-35,000	0	-35,000	-18,245.20	-16,754.80	52.1%
0019000 347900 SPONSORSHIP NAMI	-175,000	0	-175,000	.00	-175,000.00	.0%
0019000 366000 PRIVATE GRANTS &	0	0	0	-10,000.00	10,000.00	100.0%
0019000 369104 MAU PARK	-7,000	0	-7,000	.00	-7,000.00	.0%
0019000 369400 MISC.PARK FEES	-1,000	0	-1,000	-350.00	-650.00	35.0%
TOTAL PARKS AND RECREATION REVENUE	-1,430,300	0	-1,430,300	-518,334.14	-911,965.86	36.2%
TOTAL GENERAL FUND	-76,270,734	0	-76,270,734	-44,236,082.20	-32,034,651.80	58.0%
TOTAL REVENUES	-76,270,734	0	-76,270,734	-44,236,082.20	-32,034,651.80	

General Fund

001

Expenditures

YEAR-TO-DATE BUDGET REPORT

FOR 2024 05

ACCOUNTS FOR:	ORIGINAL APPROP	TRANFRS/ADJSTMTS	REVISED BUDGET	YTD EXPENDED	ENCUMBRANCES	AVAILABLE BUDGET	PCT USED
---------------	-----------------	------------------	----------------	--------------	--------------	------------------	----------

00110005 OFFICE OF THE MAYOR & COUNCIL

00110005 500110	CHARTER COMPENS	152,031	0	152,031	63,346.43	.00	88,684.57	41.7%
00110005 500120	FULL TIME SALAR	495,639	0	495,639	194,060.24	.00	301,578.76	39.2%
00110005 500125	COMPENSATED ABS	17,871	0	17,871	3,730.21	.00	14,140.79	20.9%
00110005 500210	FICA & MICA TAX	64,914	0	64,914	24,751.70	.00	40,162.30	38.1%
00110005 500220	RETIREMENT CONT	86,843	0	86,843	28,858.67	.00	57,984.33	33.2%
00110005 500230	LIFE & HEALTH I	289,378	0	289,378	81,034.69	.00	208,343.31	28.0%
00110005 500400	TRAVEL & PER DI	26,100	0	26,100	10,440.00	.00	15,660.00	40.0%
00110005 500401	COUNCIL STIPEND	150,000	0	150,000	62,500.00	.00	87,500.00	41.7%
00110005 50040A	COUNCIL SEAT MA	10,000	0	10,000	4,874.30	.00	5,125.70	48.7%
00110005 50040B	COUNCIL SEAT ON	5,000	0	5,000	4,094.49	.00	905.51	81.9%
00110005 50040C	COUNCIL SEAT TW	5,000	0	5,000	2,937.60	.00	2,062.40	58.8%
00110005 50040D	COUNCIL SEAT TH	5,000	0	5,000	3,776.36	.00	1,223.64	75.5%
00110005 50040E	COUNCIL SEAT FO	5,000	0	5,000	3,469.31	.00	1,530.69	69.4%
00110005 500410	COMMUNICATION &	24,900	0	24,900	5,360.00	.00	19,540.00	21.5%
00110005 50044A	R & L - COUNCIL	5,000	0	5,000	2,750.00	.00	2,250.00	55.0%
00110005 50044B	R & L - COUNCIL	5,000	0	5,000	2,900.00	.00	2,100.00	58.0%
00110005 50044C	R & L - COUNCIL	5,000	0	5,000	400.00	.00	4,600.00	8.0%
00110005 50044D	R & L - COUNCIL	5,000	0	5,000	400.00	.00	4,600.00	8.0%
00110005 50044E	R & L - COUNCIL	5,000	0	5,000	.00	.00	5,000.00	.0%
00110005 50048A	COUNCIL SEAT MA	500	0	500	.00	.00	500.00	.0%
00110005 50048B	COUNCIL SEAT ON	500	0	500	.00	.00	500.00	.0%
00110005 50048C	COUNCIL SEAT TW	500	0	500	.00	.00	500.00	.0%
00110005 50048D	COUNCIL SEAT TH	500	0	500	.00	.00	500.00	.0%
00110005 50048E	COUNCIL SEAT FO	500	0	500	.00	.00	500.00	.0%
00110005 50049A	OTCC-COUNCIL SE	5,000	0	5,000	.00	.00	5,000.00	.0%
00110005 50049B	OTCC-COUNCIL SE	5,000	0	5,000	.00	.00	5,000.00	.0%
00110005 50049C	OTCC-COUNCIL SE	5,000	0	5,000	1,100.00	.00	3,900.00	22.0%
00110005 50049D	OTCC-COUNCIL SE	5,000	0	5,000	100.00	.00	4,900.00	2.0%
00110005 50049E	OTCC-COUNCIL SE	5,000	0	5,000	.00	.00	5,000.00	.0%
00110005 50051A	COUNCIL SEAT MA	5,000	-2,000	3,000	387.45	500.00	2,112.55	29.6%
00110005 50051B	COUNCIL SEAT ON	5,000	0	5,000	1,721.01	328.54	2,950.45	41.0%
00110005 50051C	COUNCIL SEAT TW	5,000	0	5,000	1,077.83	.00	3,922.17	21.6%
00110005 50051D	COUNCIL SEAT TH	5,000	0	5,000	1,075.97	551.91	3,372.12	32.6%
00110005 50051E	COUNCIL SEAT FO	5,000	0	5,000	1,824.24	657.21	2,518.55	49.6%
00110005 50054A	COUNCIL SEAT MA	6,000	2,000	8,000	6,988.95	.00	1,011.05	87.4%
00110005 50054B	COUNCIL SEAT ON	6,000	0	6,000	2,343.94	.00	3,656.06	39.1%
00110005 50054C	COUNCIL SEAT TW	6,000	0	6,000	3,313.71	.00	2,686.29	55.2%
00110005 50054D	COUNCIL SEAT TH	6,000	0	6,000	2,373.43	.00	3,626.57	39.6%
00110005 50054E	COUNCIL SEAT FO	6,000	0	6,000	5,875.27	.00	124.73	97.9%
TOTAL OFFICE OF THE MAYOR & COUNCIL		1,445,176	0	1,445,176	527,865.80	2,037.66	915,272.54	36.7%

YEAR-TO-DATE BUDGET REPORT

FOR 2024 05

ACCOUNTS FOR:	ORIGINAL APPROP	TRANFRS/ADJSTMTS	REVISED BUDGET	YTD EXPENDED	ENCUMBRANCES	AVAILABLE BUDGET	PCT USED
---------------	-----------------	------------------	----------------	--------------	--------------	------------------	----------

00111005 OFFICE OF THE CITY MANAGER

00111005 500111	ADMINISTRATIVE	665,672	0	665,672	254,104.21	.00	411,567.79	38.2%
00111005 500120	FULL TIME SALAR	152,475	0	152,475	52,577.69	.00	99,897.31	34.5%
00111005 500125	COMPENSATED ABS	58,102	0	58,102	140,726.45	.00	-82,624.45	242.2%
00111005 500140	OVERTIME	250	0	250	64.91	.00	185.09	26.0%
00111005 500210	FICA & MICA TAX	69,576	0	69,576	30,937.56	.00	38,638.44	44.5%
00111005 500220	RETIREMENT CONT	140,466	0	140,466	64,842.40	.00	75,623.60	46.2%
00111005 500230	LIFE & HEALTH I	108,708	0	108,708	47,142.34	.00	61,565.66	43.4%
00111005 500400	TRAVEL & PER DI	31,600	0	31,600	19,966.37	.00	11,633.63	63.2%
00111005 500410	COMMUNICATION &	5,400	0	5,400	3,225.00	.00	2,175.00	59.7%
00111005 500510	OFFICE SUPPLIES	3,750	0	3,750	842.01	1,507.99	1,400.00	62.7%
00111005 500540	DUES/SUBSCRIPTI	8,000	0	8,000	3,479.43	.00	4,520.57	43.5%
TOTAL OFFICE OF THE CITY MANAGER		1,243,999	0	1,243,999	617,908.37	1,507.99	624,582.64	49.8%

00111505 PUBLIC AFFAIRS

00111505 500111	ADMINISTRATIVE	147,141	0	147,141	62,146.04	.00	84,994.96	42.2%
00111505 500120	FULL TIME SALAR	562,763	0	562,763	185,732.23	.00	377,030.77	33.0%
00111505 500125	COMPENSATED ABS	25,292	0	25,292	.00	.00	25,292.00	.0%
00111505 500210	FICA & MICA TAX	56,791	0	56,791	18,966.20	.00	37,824.80	33.4%
00111505 500220	RETIREMENT CONT	84,165	0	84,165	27,916.99	.00	56,248.01	33.2%
00111505 500230	LIFE & HEALTH I	91,485	0	91,485	27,354.64	.00	64,130.36	29.9%
00111505 500340	CONTRACTUAL SER	78,300	0	78,300	28,729.60	.00	49,570.40	36.7%
00111505 500400	TRAVEL & PER DI	5,620	0	5,620	2,175.00	.00	3,445.00	38.7%
00111505 500410	COMMUNICATION &	5,100	0	5,100	2,125.00	.00	2,975.00	41.7%
00111505 500470	PRINTING & BIND	24,150	0	24,150	6,454.20	5,098.20	12,597.60	47.8%
00111505 500481	PROMOTIONAL ACT	85,800	0	85,800	33,385.80	23,877.65	28,536.55	66.7%
00111505 500490	OTHER CURRENT C	32,700	0	32,700	81.60	1,718.40	30,900.00	5.5%
00111505 500510	OFFICE SUPPLIES	1,000	0	1,000	590.21	24.79	385.00	61.5%
00111505 500520	OPERATING SUPPL	2,100	0	2,100	777.55	619.10	703.35	66.5%
00111505 500540	DUES/SUBSCRIPTI	6,786	0	6,786	1,011.00	.00	5,775.00	14.9%
00111505 500640	CAPITAL OUTLAY	8,300	0	8,300	4,345.94	10.06	3,944.00	52.5%
TOTAL PUBLIC AFFAIRS		1,217,493	0	1,217,493	401,792.00	31,348.20	784,352.80	35.6%

00112005 OFFICE OF THE CITY CLERK

00112005 500111	ADMINISTRATIVE	146,258	0	146,258	57,352.22	.00	88,905.78	39.2%
-----------------	----------------	---------	---	---------	-----------	-----	-----------	-------

YEAR-TO-DATE BUDGET REPORT

FOR 2024 05

ACCOUNTS FOR: 001	GENERAL FUND		ORIGINAL APPROP	TRANFRS/ ADJSTMTS	REVISED BUDGET	YTD EXPENDED	ENCUMBRANCES	AVAILABLE BUDGET	PCT USED
00112005	500120	FULL TIME SALAR	167,215	0	167,215	67,407.86	.00	99,807.14	40.3%
00112005	500125	COMPENSATED ABS	14,284	0	14,284	.00	.00	14,284.00	.0%
00112005	500210	FICA & MICA TAX	26,404	0	26,404	9,362.99	.00	17,041.01	35.5%
00112005	500220	RETIREMENT CONT	66,325	0	66,325	25,239.23	.00	41,085.77	38.1%
00112005	500230	LIFE & HEALTH I	31,685	0	31,685	12,030.89	.00	19,654.11	38.0%
00112005	500331	COURT REPORTER	7,000	0	7,000	282.00	1,718.00	5,000.00	28.6%
00112005	500400	TRAVEL & PER DI	19,900	0	19,900	6,000.00	.00	13,900.00	30.2%
00112005	500410	COMMUNICATION &	3,000	0	3,000	1,250.00	.00	1,750.00	41.7%
00112005	500470	PRINTING & BIND	14,000	0	14,000	7,996.99	.00	6,003.01	57.1%
00112005	500491	LEGAL ADVERTISI	99,000	0	99,000	32,353.42	66,645.76	.82	100.0%
00112005	500495	ELECTION EXPENS	80,000	0	80,000	.00	.00	80,000.00	.0%
00112005	500510	OFFICE SUPPLIES	2,000	0	2,000	650.63	449.37	900.00	55.0%
00112005	500520	OPERATING SUPPL	3,000	0	3,000	223.94	.00	2,776.06	7.5%
00112005	500540	DUES/SUBSCRIPTI	8,300	0	8,300	2,710.92	125.00	5,464.08	34.2%
TOTAL OFFICE OF THE CITY CLERK			688,371	0	688,371	222,861.09	68,938.13	396,571.78	42.4%
00113005 CHARTER ENFORCEMENT									
00113005	500111	ADMINISTRATIVE	56,706	0	56,706	.00	.00	56,706.00	.0%
00113005	500125	COMPENSATED ABS	2,045	0	2,045	.00	.00	2,045.00	.0%
00113005	500210	FICA & MICA TAX	4,740	0	4,740	.00	.00	4,740.00	.0%
00113005	500220	RETIREMENT CONT	6,805	0	6,805	.00	.00	6,805.00	.0%
00113005	500230	LIFE & HEALTH I	6,544	0	6,544	.00	.00	6,544.00	.0%
00113005	500400	TRAVEL & PER DI	2,610	0	2,610	.00	.00	2,610.00	.0%
00113005	500410	COMMUNICATION &	600	0	600	.00	.00	600.00	.0%
TOTAL CHARTER ENFORCEMENT			80,050	0	80,050	.00	.00	80,050.00	.0%
00120005 HUMAN RESOURCES									
00120005	500111	ADMINISTRATIVE	155,555	0	155,555	61,397.28	.00	94,157.72	39.5%
00120005	500120	FULL TIME SALAR	657,576	0	657,576	214,919.53	.00	442,656.47	32.7%
00120005	500125	COMPENSATED ABS	29,114	0	29,114	.00	.00	29,114.00	.0%
00120005	500130	OTHER SALARIES	50,000	0	50,000	12,684.37	.00	37,315.63	25.4%
00120005	500210	FICA & MICA TAX	68,515	0	68,515	21,847.03	.00	46,667.97	31.9%
00120005	500220	RETIREMENT CONT	96,890	0	96,890	31,224.11	.00	65,665.89	32.2%
00120005	500230	LIFE & HEALTH I	124,742	0	124,742	38,606.13	.00	86,135.87	30.9%
00120005	500310	PROFESSIONAL SE	15,500	0	15,500	.00	.00	15,500.00	.0%
00120005	500340	CONTRACTUAL SER	104,354	0	104,354	46,556.56	28,248.69	29,548.75	71.7%

YEAR-TO-DATE BUDGET REPORT

FOR 2024 05

ACCOUNTS FOR: 001	GENERAL FUND		ORIGINAL APPROP	TRANFRS/ADJSTMTS	REVISED BUDGET	YTD EXPENDED	ENCUMBRANCES	AVAILABLE BUDGET	PCT USED
00120005	500400	TRAVEL & PER DI	6,170	0	6,170	2,175.00	.00	3,995.00	35.3%
00120005	500410	COMMUNICATION &	2,400	0	2,400	1,000.00	.00	1,400.00	41.7%
00120005	500470	PRINTING & BIND	600	0	600	15.29	584.71	.00	100.0%
00120005	500480	PROMOTIONAL ACT	13,250	0	13,250	2,415.60	60.30	10,774.10	18.7%
00120005	500510	OFFICE SUPPLIES	2,500	0	2,500	15.00	2,500.00	-15.00	100.6%
00120005	500520	OPERATING SUPPL	2,000	0	2,000	466.99	1,000.00	533.01	73.3%
00120005	500540	DUES/SUBSCRIPTI	75,292	0	75,292	12,640.14	10,000.00	52,651.86	30.1%
TOTAL HUMAN RESOURCES			1,404,458	0	1,404,458	445,963.03	42,393.70	916,101.27	34.8%

00121005 FINANCE

00121005	500111	ADMINISTRATIVE	199,681	0	199,681	62,630.11	.00	137,050.89	31.4%
00121005	500120	FULL TIME SALAR	635,218	0	635,218	195,344.36	.00	439,873.64	30.8%
00121005	500125	COMPENSATED ABS	29,880	0	29,880	.00	.00	29,880.00	.0%
00121005	500140	OVERTIME	1,986	0	1,986	127.14	.00	1,858.86	6.4%
00121005	500210	FICA & MICA TAX	66,570	0	66,570	18,607.35	.00	47,962.65	28.0%
00121005	500220	RETIREMENT CONT	99,446	0	99,446	38,740.64	.00	60,705.36	39.0%
00121005	500230	LIFE & HEALTH I	181,823	0	181,823	72,071.44	.00	109,751.56	39.6%
00121005	500321	ACCTG & AUDITIN	61,650	0	61,650	30,000.00	16,700.00	14,950.00	75.8%
00121005	500340	CONTRACTUAL SER	2,000	0	2,000	.00	.00	2,000.00	.0%
00121005	500400	TRAVEL & PER DI	8,970	0	8,970	2,175.00	.00	6,795.00	24.2%
00121005	500410	COMMUNICATION &	2,450	0	2,450	1,000.00	.00	1,450.00	40.8%
00121005	500460	REPAIR & MAINT	1,350	0	1,350	.00	.00	1,350.00	.0%
00121005	500470	PRINTING & BIND	3,650	0	3,650	.00	.00	3,650.00	.0%
00121005	500510	OFFICE SUPPLIES	5,950	0	5,950	2,970.32	2,494.68	485.00	91.8%
00121005	500540	DUES/SUBSCRIPTI	7,160	0	7,160	830.00	.00	6,330.00	11.6%
TOTAL FINANCE			1,307,784	0	1,307,784	424,496.36	19,194.68	864,092.96	33.9%

00121505 PROCUREMENT DIVISION

00121505	500111	ADMINISTRATIVE	157,111	0	157,111	63,533.56	.00	93,577.44	40.4%
00121505	500120	FULL TIME SALAR	114,950	0	114,950	24,680.76	.00	90,269.24	21.5%
00121505	500125	COMPENSATED ABS	9,697	0	9,697	.00	.00	9,697.00	.0%
00121505	500210	FICA & MICA TAX	21,795	0	21,795	6,878.85	.00	14,916.15	31.6%
00121505	500220	RETIREMENT CONT	32,270	0	32,270	10,065.43	.00	22,204.57	31.2%
00121505	500230	LIFE & HEALTH I	40,246	0	40,246	9,883.59	.00	30,362.41	24.6%
00121505	500400	TRAVEL & PER DI	8,720	0	8,720	2,185.00	.00	6,535.00	25.1%
00121505	500410	COMMUNICATION &	1,400	0	1,400	500.00	.00	900.00	35.7%

YEAR-TO-DATE BUDGET REPORT

FOR 2024 05

ACCOUNTS FOR: 001	GENERAL FUND		ORIGINAL APPROP	TRANFRS/ ADJSTMTS	REVISED BUDGET	YTD EXPENDED	ENCUMBRANCES	AVAILABLE BUDGET	PCT USED
00121505	500460	REPAIR & MAINT	500	0	500	.00	.00	500.00	.0%
00121505	500470	PRINTING & BIND	1,000	0	1,000	140.00	.00	860.00	14.0%
00121505	500510	OFFICE SUPPLIES	1,150	0	1,150	145.00	.00	1,005.00	12.6%
00121505	500540	DUES/SUBSCRIPTI	2,680	0	2,680	.00	.00	2,680.00	.0%
TOTAL PROCUREMENT DIVISION			391,519	0	391,519	118,012.19	.00	273,506.81	30.1%
00122005 INFORMATION TECHNOLOGY									
00122005	500111	ADMINISTRATIVE	161,823	0	161,823	64,810.94	.00	97,012.06	40.1%
00122005	500120	FULL TIME SALAR	1,576,800	0	1,576,800	606,454.29	.00	970,345.71	38.5%
00122005	500125	COMPENSATED ABS	62,315	0	62,315	.00	.00	62,315.00	.0%
00122005	500140	OVERTIME	7,000	0	7,000	3,064.96	.00	3,935.04	43.8%
00122005	500210	FICA & MICA TAX	138,622	0	138,622	49,177.34	.00	89,444.66	35.5%
00122005	500220	RETIREMENT CONT	207,386	0	207,386	75,323.32	.00	132,062.68	36.3%
00122005	500230	LIFE & HEALTH I	378,332	0	378,332	140,404.21	.00	237,927.79	37.1%
00122005	500310	PROFESSIONAL SE	103,900	0	103,900	19,761.85	28,217.15	55,921.00	46.2%
00122005	500400	TRAVEL & PER DI	14,520	0	14,520	2,175.00	.00	12,345.00	15.0%
00122005	500410	COMMUNICATION &	1,018,975	0	1,018,975	331,618.27	586,996.34	100,360.39	90.2%
00122005	500440	RENTALS & LEASE	79,138	0	79,138	24,713.76	51,286.24	3,138.00	96.0%
00122005	500460	REPAIR & MAINT	1,930,049	0	1,930,049	600,846.21	212,991.20	1,116,211.59	42.2%
00122005	500464	REPAIR & MAINT-	989,495	150	989,645	320,165.48	30,839.85	638,639.67	35.5%
00122005	500510	OFFICE SUPPLIES	1,900	0	1,900	62.19	437.81	1,400.00	26.3%
00122005	500520	OPERATING SUPPL	205,209	0	205,209	26,227.84	6,195.99	172,785.17	15.8%
00122005	500540	DUES/SUBSCRIPTI	29,049	0	29,049	9,718.67	.00	19,330.33	33.5%
00122005	500640	CAPITAL OUTLAY	141,700	0	141,700	42,478.52	.00	99,221.48	30.0%
00122005	500641	CAPITAL OUTLAY	23,200	0	23,200	.00	.00	23,200.00	.0%
00122005	500652	CAPITAL OUTLAY-	648,816	316,696	965,512	.00	322,022.35	643,490.00	33.4%
TOTAL INFORMATION TECHNOLOGY			7,718,229	316,846	8,035,075	2,317,002.85	1,238,986.93	4,479,085.57	44.3%
00130005 OFFICE OF THE ATTORNEY									
00130005	500230	LIFE & HEALTH I	0	0	0	-844.39	.00	844.39	100.0%
00130005	500311	PROFESSIONAL SE	480,000	0	480,000	121,666.19	357,535.31	798.50	99.8%
00130005	500312	PROFESSIONAL SE	275,000	0	275,000	35,740.26	127,058.24	112,201.50	59.2%
00130005	500316	LITIGATION CONT	200,000	0	200,000	.00	.00	200,000.00	.0%
TOTAL OFFICE OF THE ATTORNEY			955,000	0	955,000	156,562.06	484,593.55	313,844.39	67.1%
00140005 PLANNING AND ZONING									
00140005	500111	ADMINISTRATIVE	177,987	0	177,987	70,248.75	.00	107,738.25	39.5%

YEAR-TO-DATE BUDGET REPORT

FOR 2024 05

ACCOUNTS 001	FOR: GENERAL	FUND	ORIGINAL APPROP	TRANFRS/ ADJSTMTS	REVISED BUDGET	YTD EXPENDED	ENCUMBRANCES	AVAILABLE BUDGET	PCT USED
00140005	500120	FULL TIME SALAR	820,600	0	820,600	294,698.80	.00	525,901.20	35.9%
00140005	500125	COMPENSATED ABS	35,899	0	35,899	.00	.00	35,899.00	.0%
00140005	500140	OVERTIME	500	0	500	.00	.00	500.00	.0%
00140005	500210	FICA & MICA TAX	79,714	0	79,714	26,241.19	.00	53,472.81	32.9%
00140005	500220	RETIREMENT CONT	118,845	0	118,845	40,871.02	.00	77,973.98	34.4%
00140005	500230	LIFE & HEALTH I	201,522	0	201,522	80,345.63	.00	121,176.37	39.9%
00140005	500310	PROFESSIONAL SE	78,000	103,288	181,288	.00	103,287.75	78,000.00	57.0%
00140005	500400	TRAVEL & PER DI	13,200	0	13,200	2,500.00	.00	10,700.00	18.9%
00140005	500410	COMMUNICATION &	4,200	0	4,200	1,500.00	.00	2,700.00	35.7%
00140005	500470	PRINTING & BIND	7,750	0	7,750	-659.16	3,301.15	5,108.01	34.1%
00140005	500482	PROMOTIONAL ACT	35,000	0	35,000	.00	5,000.00	30,000.00	14.3%
00140005	500490	OTHER CURRENT C	25,000	0	25,000	.00	700.00	24,300.00	2.8%
00140005	500510	OFFICE SUPPLIES	6,000	0	6,000	698.40	2,654.02	2,647.58	55.9%
00140005	500520	OPERATING SUPPL	3,400	0	3,400	.00	854.57	2,545.43	25.1%
00140005	500540	DUES/SUBSCRIPTI	6,880	0	6,880	393.60	.00	6,486.40	5.7%
TOTAL PLANNING AND ZONING			1,614,497	103,288	1,717,785	516,838.23	115,797.49	1,085,149.03	36.8%

00150005 GENERAL GOVERNMENT

00150005	500122	NON-RECURRING P	181,049	0	181,049	.00	.00	181,049.00	.0%
00150005	500210	FICA & MICA TAX	13,850	0	13,850	.00	.00	13,850.00	.0%
00150005	500230	LIFE & HEALTH I	41,363	0	41,363	-15,057.21	.00	56,420.21	-36.4%
00150005	500240	WORKERS COMPENS	560,000	0	560,000	306,107.50	.00	253,892.50	54.7%
00150005	500250	UNEMPLOYMENT CO	40,000	0	40,000	.00	.00	40,000.00	.0%
00150005	500310	PROFESSIONAL SE	454,000	119,500	573,500	130,512.91	224,403.73	218,583.36	61.9%
00150005	500340	CONTRACTUAL SER	539,050	25,221	564,271	192,493.30	39,375.29	332,402.21	41.1%
00150005	500400	TRAVEL & PER DI	23,000	0	23,000	5,273.83	2,771.82	14,954.35	35.0%
00150005	500410	COMMUNICATION &	65,300	0	65,300	27,566.72	2,067.29	35,665.99	45.4%
00150005	500430	UTILITY SERVICE	213,350	0	213,350	70,975.23	127,021.71	15,353.06	92.8%
00150005	500440	RENTALS & LEASE	17,500	0	17,500	8,717.82	8,782.18	.00	100.0%
00150005	500450	INSURANCE	1,384,299	0	1,384,299	887,947.33	.00	496,351.67	64.1%
00150005	500460	REPAIR & MAINT	5,200	0	5,200	.00	.00	5,200.00	.0%
00150005	500470	PRINTING & BIND	5,000	0	5,000	778.60	21.40	4,200.00	16.0%
00150005	500490	OTHER CURRENT C	111,000	0	111,000	40,684.14	12,904.32	57,411.54	48.3%
00150005	500492	CONTINGENT RESE	577,226	0	577,226	.00	.00	577,226.00	.0%
00150005	500498	PROPERTY TAXES	19,000	0	19,000	9,579.18	.00	9,420.82	50.4%
00150005	500520	OPERATING SUPPL	47,000	0	47,000	6,750.39	14,548.61	25,701.00	45.3%
00150005	500540	DUES/SUBSCRIPTI	15,500	0	15,500	10,000.00	.00	5,500.00	64.5%
00150005	500710	DEBT SERVICE -	1,772,466	0	1,772,466	1,075,241.81	.00	697,224.19	60.7%
00150005	500720	DEBT SERVICE -	236,446	0	236,446	151,126.50	.00	85,319.50	63.9%
00150005	500820	GRANTS & AIDS	210,000	0	210,000	42,400.00	.00	167,600.00	20.2%

YEAR-TO-DATE BUDGET REPORT

FOR 2024 05

ACCOUNTS FOR: 001	GENERAL FUND		ORIGINAL APPROP	TRANFRS/ ADJSTMTS	REVISED BUDGET	YTD EXPENDED	ENCUMBRANCES	AVAILABLE BUDGET	PCT USED
00150005	500914	TRANSFER OUT-IN	500,000	0	500,000	500,000.00	.00	.00	100.0%
00150005	500915	TRANSFER OUT-OP	400,000	0	400,000	400,000.00	.00	.00	100.0%
00150005	500917	TRANSFER OUT-VE	150,000	0	150,000	150,000.00	.00	.00	100.0%
TOTAL GENERAL GOVERNMENT			7,581,599	144,721	7,726,320	4,001,098.05	431,896.35	3,293,325.40	57.4%

00160005 POLICE

00160005	500111	ADMINISTRATIVE	220,343	0	220,343	83,862.15	.00	136,480.85	38.1%
00160005	500120	FULL TIME SALAR	3,565,390	0	3,565,390	937,451.30	.00	2,627,938.70	26.3%
00160005	500121	FULL TIME SALAR	13,329,822	0	13,329,822	5,326,617.84	.00	8,003,204.16	40.0%
00160005	500125	COMPENSATED ABS	600,697	0	600,697	87,156.54	.00	513,540.46	14.5%
00160005	500140	OVERTIME	1,265,850	0	1,265,850	380,360.30	.00	885,489.70	30.0%
00160005	500150	SPECIAL PAY - O	800,000	0	800,000	772,762.50	.00	27,237.50	96.6%
00160005	500151	SPECIAL PAY - D	250,000	0	250,000	113,274.06	.00	136,725.94	45.3%
00160005	500152	SPECIAL PAY - I	115,000	0	115,000	35,392.50	.00	79,607.50	30.8%
00160005	500210	FICA & MICA TAX	1,531,088	0	1,531,088	572,004.42	.00	959,083.58	37.4%
00160005	500220	RETIREMENT CONT	5,376,963	0	5,376,963	1,769,128.61	.00	3,607,834.39	32.9%
00160005	500230	LIFE & HEALTH I	3,324,711	0	3,324,711	1,167,357.36	.00	2,157,353.64	35.1%
00160005	500310	PROFESSIONAL SE	66,100	0	66,100	35,006.30	25,564.15	5,529.55	91.6%
00160005	500342	CONT - SCHOOL C	375,750	0	375,750	105,553.22	270,187.51	9.27	100.0%
00160005	500350	INVESTIGATIONS	3,250	0	3,250	.00	.00	3,250.00	.0%
00160005	500400	TRAVEL & PER DI	40,000	0	40,000	11,208.16	.00	28,791.84	28.0%
00160005	500410	COMMUNICATION &	26,600	0	26,600	5,796.40	3,778.60	17,025.00	36.0%
00160005	500440	RENTALS & LEASE	88,626	0	88,626	17,186.39	29,739.37	41,700.24	52.9%
00160005	500460	REPAIR & MAINT	104,000	0	104,000	21,217.36	35,495.30	47,287.34	54.5%
00160005	500470	PRINTING & BIND	8,000	0	8,000	1,715.00	3,285.00	3,000.00	62.5%
00160005	500480	PROMOTIONAL ACT	10,000	0	10,000	371.50	2,700.00	6,928.50	30.7%
00160005	500510	OFFICE SUPPLIES	25,000	0	25,000	5,056.06	8,443.94	11,500.00	54.0%
00160005	500520	OPERATING SUPPL	779,100	0	779,100	216,274.09	164,223.35	398,602.56	48.8%
00160005	500521	OPERATING SUPPL	25,000	0	25,000	6,772.63	16,227.37	2,000.00	92.0%
00160005	500523	OP SUPP - COMMU	62,150	0	62,150	25,467.50	3,142.50	33,540.00	46.0%
00160005	500526	OPERATING SUPPL	20,000	0	20,000	.00	5,000.00	15,000.00	25.0%
00160005	500527	OPERATING SUPPL	25,358	0	25,358	7,842.51	14,851.49	2,664.00	89.5%
00160005	500528	OPERATING SUPPL	212,600	36,000	248,600	63,805.27	127,230.82	57,564.36	76.8%
00160005	500540	DUES/SUBSCRIPTI	174,475	0	174,475	3,554.50	4,022.00	166,898.50	4.3%
00160005	500640	CAPITAL OUTLAY	149,665	44,811	194,476	62,232.75	55,844.09	76,398.80	60.7%
00160005	500641	CAPITAL OUTLAY	1,898,334	150,753	2,049,087	23,502.00	126,090.48	1,899,494.25	7.3%
00160005	500647	CAPITAL - TECH	1,000,000	0	1,000,000	.00	.00	1,000,000.00	.0%
00160005	500653	CAPITAL OUTLAY-	5,530	0	5,530	.00	.00	5,530.00	.0%
TOTAL POLICE			35,479,402	231,564	35,710,966	11,857,929.22	895,825.97	22,957,210.63	35.7%

00171005 CODE COMPLIANCE

YEAR-TO-DATE BUDGET REPORT

FOR 2024 05

ACCOUNTS FOR: 001	GENERAL FUND		ORIGINAL APPROP	TRANFRS/ADJSTMTS	REVISED BUDGET	YTD EXPENDED	ENCUMBRANCES	AVAILABLE BUDGET	PCT USED
00171005	500111	ADMINISTRATIVE	160,228	0	160,228	62,792.06	.00	97,435.94	39.2%
00171005	500120	FULL TIME SALAR	893,071	0	893,071	328,157.50	.00	564,913.50	36.7%
00171005	500125	COMPENSATED ABS	37,878	0	37,878	.00	.00	37,878.00	.0%
00171005	500140	OVERTIME	18,500	0	18,500	3,195.37	.00	15,304.63	17.3%
00171005	500151	SPECIAL PAY - D	1,621	0	1,621	2.59	.00	1,618.41	.2%
00171005	500210	FICA & MICA TAX	84,827	0	84,827	29,124.91	.00	55,702.09	34.3%
00171005	500220	RETIREMENT CONT	126,066	0	126,066	43,287.53	.00	82,778.47	34.3%
00171005	500230	LIFE & HEALTH I	192,810	0	192,810	66,570.06	.00	126,239.94	34.5%
00171005	500340	CONTRACTUAL SER	10,900	0	10,900	2,240.00	6,160.00	2,500.00	77.1%
00171005	500400	TRAVEL & PER DI	2,500	0	2,500	2,456.18	.00	43.82	98.2%
00171005	500410	COMMUNICATION &	1,200	0	1,200	500.00	.00	700.00	41.7%
00171005	500470	PRINTING & BIND	6,000	0	6,000	1,164.75	2,835.25	2,000.00	66.7%
00171005	500490	OTHER CURRENT C	1,500	0	1,500	.00	.00	1,500.00	.0%
00171005	500510	OFFICE SUPPLIES	3,000	0	3,000	78.22	2,936.78	-15.00	100.5%
00171005	500520	OPERATING SUPPL	8,500	0	8,500	632.02	5,967.98	1,900.00	77.6%
00171005	500540	DUES/SUBSCRIPTI	10,000	0	10,000	800.00	1,000.00	8,200.00	18.0%
00171005	500641	CAPITAL OUTLAY	23,972	0	23,972	.00	.00	23,972.00	.0%
TOTAL CODE COMPLIANCE			1,582,573	0	1,582,573	541,001.19	18,900.01	1,022,671.80	35.4%

00180005 PUBLIC WORKS

00180005	500111	ADMINISTRATIVE	168,701	0	168,701	67,743.44	.00	100,957.56	40.2%
00180005	500120	FULL TIME SALAR	2,200,651	0	2,200,651	794,255.31	.00	1,406,395.69	36.1%
00180005	500125	COMPENSATED ABS	83,114	0	83,114	65.70	.00	83,048.30	.1%
00180005	500140	OVERTIME	10,000	0	10,000	9,398.21	.00	601.79	94.0%
00180005	500210	FICA & MICA TAX	187,877	0	187,877	63,080.09	.00	124,796.91	33.6%
00180005	500220	RETIREMENT CONT	276,455	0	276,455	93,029.83	.00	183,425.17	33.7%
00180005	500230	LIFE & HEALTH I	575,990	0	575,990	201,351.70	.00	374,638.30	35.0%
00180005	500310	PROFESSIONAL SE	68,000	77,214	145,214	14,632.50	62,581.25	68,000.00	53.2%
00180005	500340	CONTRACTUAL SER	1,718,800	107,500	1,826,300	627,236.09	1,086,655.11	112,408.80	93.8%
00180005	500400	TRAVEL & PER DI	12,220	0	12,220	2,495.82	.00	9,724.18	20.4%
00180005	500410	COMMUNICATION &	1,450	500	1,950	815.98	434.02	700.00	64.1%
00180005	500430	UTILITY SERVICE	268,375	0	268,375	115,174.97	153,126.97	73.06	100.0%
00180005	500440	RENTALS & LEASE	17,500	0	17,500	72.00	1,428.00	16,000.00	8.6%
00180005	500460	REPAIR & MAINT	243,350	7,715	251,065	36,415.69	60,224.04	154,425.27	38.5%
00180005	500461	REPAIR & MAINT	209,000	-6,000	203,000	70,597.01	80,603.99	51,799.00	74.5%
00180005	500465	REPAIR & MAINT	180,000	0	180,000	6,233.10	115,743.61	58,023.29	67.8%
00180005	500470	PRINTING & BIND	1,000	0	1,000	.00	750.00	250.00	75.0%
00180005	500480	PROMOTIONAL ACT	1,500	0	1,500	.00	.00	1,500.00	.0%
00180005	500510	OFFICE SUPPLIES	2,500	0	2,500	893.37	1,606.63	.00	100.0%

YEAR-TO-DATE BUDGET REPORT

FOR 2024 05

ACCOUNTS FOR: 001 GENERAL FUND	ORIGINAL APPROP	TRANFRS/ ADJSTMTS	REVISED BUDGET	YTD EXPENDED	ENCUMBRANCES	AVAILABLE BUDGET	PCT USED
00180005 500520 OPERATING SUPPL	208,200	110,480	318,680	68,998.07	184,381.93	65,300.00	79.5%
00180005 500522 OPERATING SUPPL	610,000	0	610,000	164,859.19	434,819.96	10,320.85	98.3%
00180005 500530 ROAD MATERIAL S	15,000	0	15,000	4,592.54	7,707.46	2,700.00	82.0%
00180005 500540 DUES/SUBSCRIPTI	11,385	6,000	17,385	7,728.00	150.00	9,507.00	45.3%
00180005 500631 IMPRV - STREET	0	93,497	93,497	15,750.00	77,747.12	.00	100.0%
00180005 500633 IMPRV - STREET	0	674,500	674,500	.00	674,500.00	.00	100.0%
00180005 500640 CAPITAL OUTLAY	0	225,260	225,260	151,760.24	73,271.45	228.55	99.9%
00180005 500641 CAPITAL OUTLAY	0	188,591	188,591	34,969.00	153,622.00	.00	100.0%
00180005 500650 CONSTRUCTION IN	35,000	182,133	217,133	183.43	202,927.15	14,022.57	93.5%
TOTAL PUBLIC WORKS	7,106,068	1,667,390	8,773,458	2,552,331.28	3,372,280.69	2,848,846.29	67.5%

00190005 PARKS AND RECREATION

00190005 500111 ADMINISTRATIVE	149,819	0	149,819	63,660.27	.00	86,158.73	42.5%
00190005 500120 FULL TIME SALAR	2,350,927	0	2,350,927	753,840.17	.00	1,597,086.83	32.1%
00190005 500125 COMPENSATED ABS	89,409	0	89,409	1,215.30	.00	88,193.70	1.4%
00190005 500130 OTHER SALARIES	1,839,000	0	1,839,000	550,979.37	.00	1,288,020.63	30.0%
00190005 500140 OVERTIME	40,000	0	40,000	21,682.79	.00	18,317.21	54.2%
00190005 500210 FICA & MICA TAX	332,146	0	332,146	105,054.61	.00	227,091.39	31.6%
00190005 500220 RETIREMENT CONT	297,568	0	297,568	96,598.46	.00	200,969.54	32.5%
00190005 500230 LIFE & HEALTH I	581,752	0	581,752	197,347.59	.00	384,404.41	33.9%
00190005 500310 PROFESSIONAL SE	246,000	52,049	298,049	7,490.00	49,259.00	241,300.00	19.0%
00190005 500340 CONTRACTUAL SER	618,904	0	618,904	174,375.19	150,542.57	293,986.24	52.5%
00190005 500400 TRAVEL & PER DI	10,870	0	10,870	4,062.31	.00	6,807.69	37.4%
00190005 500410 COMMUNICATION &	10,900	0	10,900	3,700.00	.00	7,200.00	33.9%
00190005 500430 UTILITY SERVICE	449,985	0	449,985	115,496.50	189,992.19	144,496.31	67.9%
00190005 500440 RENTALS & LEASE	236,620	35,080	271,700	67,569.17	68,181.83	135,949.00	50.0%
00190005 500460 REPAIR & MAINT	1,079,437	4,875	1,084,312	291,245.06	288,165.02	504,901.92	53.4%
00190005 500461 REPAIR & MAINT	4,500	0	4,500	.00	.00	4,500.00	.0%
00190005 500470 PRINTING & BIND	52,551	0	52,551	5,144.21	6,350.73	41,056.06	21.9%
00190005 500480 PROMOTIONAL ACT	42,400	0	42,400	3,029.17	3,970.83	35,400.00	16.5%
00190005 500490 OTHER CURRENT C	442,524	0	442,524	118,290.25	85,140.19	239,093.56	46.0%
00190005 500494 CULTURAL ARTS P	168,500	0	168,500	73,591.90	14,271.10	80,637.00	52.1%
00190005 500510 OFFICE SUPPLIES	6,000	0	6,000	1,688.30	1,436.70	2,875.00	52.1%
00190005 500520 OPERATING SUPPL	326,358	0	326,358	59,199.09	102,804.30	164,354.61	49.6%
00190005 500521 OPERATING SUPPL	250	0	250	36.64	.00	213.36	14.7%
00190005 500540 DUES/SUBSCRIPTI	12,613	0	12,613	2,238.00	.00	10,375.00	17.7%
00190005 500620 CAPITAL - BUILD	0	234,704	234,704	.00	234,704.40	.00	100.0%
00190005 500634 IMPROVEMENTS	30,000	0	30,000	.00	.00	30,000.00	.0%
00190005 500640 CAPITAL OUTLAY	22,500	3,862	26,362	.00	3,861.95	22,500.00	14.6%
00190005 500641 CAPITAL OUTLAY	371,650	126,750	498,400	70,296.00	242,925.99	185,178.01	62.8%

YEAR-TO-DATE BUDGET REPORT

FOR 2024 05			ORIGINAL	TRANFRS/	REVISED	YTD EXPENDED	ENCUMBRANCES	AVAILABLE	PCT
ACCOUNTS FOR:	GENERAL	FUND	APPROP	ADJSTMTS	BUDGET			BUDGET	USED
00190005	500650	CONSTRUCTION IN	0	59,759	59,759	12,210.70	47,548.71	.00	100.0%
00190005	500656	CAPITAL-CENTRAL	0	29,239,659	29,239,659	771,720.34	28,467,938.43	.07	100.0%
TOTAL PARKS AND RECREATION			9,813,183	29,756,739	39,569,922	3,571,761.39	29,957,093.94	6,041,066.27	84.7%
TOTAL GENERAL FUND			79,629,401	32,220,548	111,849,949	28,273,423.11	36,680,795.29	46,895,730.18	58.1%
TOTAL EXPENSES			79,629,401	32,220,548	111,849,949	28,273,423.11	36,680,795.29	46,895,730.18	

Transportation Fund

101

Balance Sheet

BALANCE SHEET FOR 2024 5

FUND: 101 TRANSPORTATION			NET CHANGE FOR PERIOD	ACCOUNT BALANCE
ASSETS				
101	104000	EQUITY IN POOLED CASH	-290,159.28	2,759,519.67
101	115100	ACCOUNTS RECEIVABLE	.00	85,141.11
101	151002	INVESTMENT - WELLS -REG. CUS	-40,998.06	11,919,393.48
101	171000	ESTIMATED REVENUES	.00	2,151,353.00
101	172000	REVENUE CONTROL	-101,136.59	-962,822.16
	TOTAL ASSETS		-432,293.93	15,952,585.10
LIABILITIES				
101	217400	RETAINAGE LIABILITY-YEAR END	.00	-149,016.36
101	220000	ESCROW DEPOSITS	.00	-134,535.50
	TOTAL LIABILITIES		.00	-283,551.86
FUND BALANCE				
101	241000	APPROPRIATIONS	.00	-13,755,242.46
101	242000	EXPENDITURE CONTROL	432,293.93	1,229,860.80
101	243000	ENCUMBRANCES	47,768.16	10,666,190.34
101	245000	FUND BALANCE-RESV FOR ENCUMB	78,272.34	7,548,248.06
101	245001	BUDGETARY FB-RESV FOR ENCUMB	-47,768.16	-10,666,190.34
101	271000	FUND BALANCE-UNRES/UNDES	-78,272.34	-22,295,789.10
101	271001	BUDGETARY FUND BAL-UNRES	.00	11,603,889.46
	TOTAL FUND BALANCE		432,293.93	-15,669,033.24
	TOTAL LIABILITIES + FUND BALANCE		432,293.93	-15,952,585.10

Transportation Fund

101

Revenues

YEAR-TO-DATE BUDGET REPORT

FOR 2024 05

ACCOUNTS FOR:	ORIGINAL ESTIM REV	ESTIM REV ADJSTMTS	REVISED EST REV	ACTUAL YTD REVENUE	REMAINING REVENUE	PCT COLL
101 TRANSPORTATION						
1018000 TRANSPORTATION FUND REVENUE						
1018000 312410 LOCAL OPTION FUE	-856,545	0	-856,545	-36,395.64	-820,149.36	4.2%
1018000 312420 LOCAL OPTION FUE	-324,808	0	-324,808	-117,460.81	-207,347.19	36.2%
1018000 335450 STATE-FUEL TAX R	0	0	0	-17,092.51	17,092.51	100.0%
1018000 337100 COUNTY REIMBURSE	0	0	0	-3,771.32	3,771.32	100.0%
1018000 361100 INTEREST INCOME	-70,000	0	-70,000	-189,493.48	119,493.48	270.7%
1018000 363240 ROADWAY IMPACT F	-900,000	0	-900,000	-464,597.20	-435,402.80	51.6%
1018000 367100 CHANGE IN INVEST	0	0	0	-134,011.20	134,011.20	100.0%
TOTAL TRANSPORTATION FUND REVENUE	-2,151,353	0	-2,151,353	-962,822.16	-1,188,530.84	44.8%
TOTAL TRANSPORTATION	-2,151,353	0	-2,151,353	-962,822.16	-1,188,530.84	44.8%
TOTAL REVENUES	-2,151,353	0	-2,151,353	-962,822.16	-1,188,530.84	

Transportation Fund

101

Expenditures

YEAR-TO-DATE BUDGET REPORT

FOR 2024 05

ACCOUNTS FOR:	ORIGINAL APPROP	TRANFRS/ADJSTMTS	REVISED BUDGET	YTD EXPENDED	ENCUMBRANCES	AVAILABLE BUDGET	PCT USED
---------------	-----------------	------------------	----------------	--------------	--------------	------------------	----------

10180005 TRANSPORTATION FUND EXPENSE

10180005 500120 FULL TIME SALAR	302,468	0	302,468	119,594.17	.00	182,873.83	39.5%
10180005 500125 COMPENSATED ABS	10,907	0	10,907	.00	.00	10,907.00	.0%
10180005 500210 FICA & MICA TAX	23,973	0	23,973	8,687.58	.00	15,285.42	36.2%
10180005 500220 RETIREMENT CONT	36,296	0	36,296	13,657.58	.00	22,638.42	37.6%
10180005 500230 LIFE & HEALTH I	56,867	0	56,867	22,891.33	.00	33,975.67	40.3%
10180005 500310 PROFESSIONAL SE	108,400	309,798	418,198	145,947.01	254,526.37	17,725.00	95.8%
10180005 500340 CONTRACTUAL SER	0	257,244	257,244	.00	257,244.00	.00	100.0%
10180005 500341 CONTRACTUAL SER	675,000	1,180,108	1,855,108	12,226.69	1,256,340.31	586,541.00	68.4%
10180005 500400 TRAVEL & PER DI	4,750	0	4,750	145.00	.00	4,605.00	3.1%
10180005 500461 REPAIR & MAINT	0	55,410	55,410	.00	.00	55,410.00	.0%
10180005 500520 OPERATING SUPPL	3,800	0	3,800	.00	.00	3,800.00	.0%
10180005 500540 DUES/SUBSCRIPTI	28,722	0	28,722	22,222.00	.00	6,500.00	77.4%
10180005 500631 IMPRV - STREET	0	628,110	628,110	.00	628,110.00	.00	100.0%
10180005 500633 IMPRV - STREET	1,500,000	7,407,887	8,907,887	734,750.84	7,289,068.19	884,067.78	90.1%
10180005 500650 CONSTRUCTION IN	50,000	1,115,502	1,165,502	149,738.60	980,901.47	34,862.20	97.0%
TOTAL TRANSPORTATION FUND EXPENSE	2,801,183	10,954,059	13,755,242	1,229,860.80	10,666,190.34	1,859,191.32	86.5%
TOTAL TRANSPORTATION	2,801,183	10,954,059	13,755,242	1,229,860.80	10,666,190.34	1,859,191.32	86.5%
TOTAL EXPENSES	2,801,183	10,954,059	13,755,242	1,229,860.80	10,666,190.34	1,859,191.32	

Parks Impact Fees Fund

102

Balance Sheet

BALANCE SHEET FOR 2024 5

FUND: 102 PARK IMPACT FEE FUND				NET CHANGE FOR PERIOD	ACCOUNT BALANCE
ASSETS					
102	104000	EQUITY IN POOLED CASH		-7,610.35	5,409,038.27
102	151006	INVESTMENT - FL.PALM		15,265.35	3,545,080.86
102	171000	ESTIMATED REVENUES		.00	330,000.00
102	172000	REVENUE CONTROL		-20,005.01	-107,336.78
	TOTAL ASSETS			-12,350.01	9,176,782.35
LIABILITIES					
102	217400	RETAINAGE LIABILITY-YEAR END		-649.99	-19,578.98
	TOTAL LIABILITIES			-649.99	-19,578.98
FUND BALANCE					
102	241000	APPROPRIATIONS		.00	-5,806,923.97
102	242000	EXPENDITURE CONTROL		13,000.00	79,815.00
102	243000	ENCUMBRANCES		16,945.00	5,066,053.97
102	245000	FUND BALANCE-RESV FOR ENCUMB		.00	6,394,746.89
102	245001	BUDGETARY FB-RESV FOR ENCUMB		-16,945.00	-5,066,053.97
102	271000	FUND BALANCE-UNRES/UNDES		.00	-15,301,765.26
102	271001	BUDGETARY FUND BAL-UNRES		.00	5,476,923.97
	TOTAL FUND BALANCE			13,000.00	-9,157,203.37
	TOTAL LIABILITIES + FUND BALANCE			12,350.01	-9,176,782.35

Parks Impact Fees Fund

102

Revenues

YEAR-TO-DATE BUDGET REPORT

FOR 2024 05

ACCOUNTS FOR:	ORIGINAL ESTIM REV	ESTIM REV ADJSTMTS	REVISED EST REV	ACTUAL YTD REVENUE	REMAINING REVENUE	PCT COLL
102 PARK IMPACT FEE FUND						
1029000 PARK IMPACT FUND REVENUE						
1029000 361100 INTEREST INCOME	-30,000	0	-30,000	-103,106.01	73,106.01	343.7%
1029000 363270 PARK IMPACT FEES	-300,000	0	-300,000	-4,230.77	-295,769.23	1.4%
TOTAL PARK IMPACT FUND REVENUE	-330,000	0	-330,000	-107,336.78	-222,663.22	32.5%
TOTAL PARK IMPACT FEE FUND	-330,000	0	-330,000	-107,336.78	-222,663.22	32.5%
TOTAL REVENUES	-330,000	0	-330,000	-107,336.78	-222,663.22	

Parks Impact Fees Fund

102

Expenditures

YEAR-TO-DATE BUDGET REPORT

FOR 2024 05									
ACCOUNTS FOR:	FOR:		ORIGINAL	TRANFRS/	REVISED			AVAILABLE	PCT
102	PARK	IMPACT FEE FUND	APPROP	ADJSTMTS	BUDGET	YTD EXPENDED	ENCUMBRANCES	BUDGET	USED
10222005 PARK IMPACT FEE EXPENSES									
10222005	500652	CAPITAL OUTLAY-	76,000	208,726	284,726	.00	208,726.00	76,000.00	73.3%
		TOTAL PARK IMPACT FEE EXPENSES	76,000	208,726	284,726	.00	208,726.00	76,000.00	73.3%
10290005 PARK IMPACT FEE EXPENSES									
10290005	500520	OPERATING SUPPL	2,400	225	2,625	.00	225.00	2,400.00	8.6%
10290005	500634	IMPROVEMENTS	350,000	82,498	432,498	5,015.00	107,428.38	320,055.00	26.0%
10290005	500650	CONSTRUCTION IN	0	1,587,075	1,587,075	74,800.00	1,249,674.59	262,600.00	83.5%
10290005	500656	CAPITAL-CENTRAL	0	3,500,000	3,500,000	.00	3,500,000.00	.00	100.0%
		TOTAL PARK IMPACT FEE EXPENSES	352,400	5,169,798	5,522,198	79,815.00	4,857,327.97	585,055.00	89.4%
		TOTAL PARK IMPACT FEE FUND	428,400	5,378,524	5,806,924	79,815.00	5,066,053.97	661,055.00	88.6%
		TOTAL EXPENSES	428,400	5,378,524	5,806,924	79,815.00	5,066,053.97	661,055.00	

Police Impact Fees Fund

103

Balance Sheet

BALANCE SHEET FOR 2024 5

FUND: 103 POLICE IMPACT FEE FUND			NET CHANGE FOR PERIOD	ACCOUNT BALANCE
ASSETS				
103	104000	EQUITY IN POOLED CASH	-20,915.34	-169,920.66
103	151006	INVESTMENT - FL.PALM	2,637.18	612,433.68
103	171000	ESTIMATED REVENUES	.00	453,400.00
103	172000	REVENUE CONTROL	-4,993.14	-19,273.16
TOTAL ASSETS			-23,271.30	876,639.86
LIABILITIES				
103	207001	DUE TO/DUE FROM GEN FUND	.00	-223,318.71
TOTAL LIABILITIES			.00	-223,318.71
FUND BALANCE				
103	241000	APPROPRIATIONS	.00	-157,159.64
103	242000	EXPENDITURE CONTROL	23,271.30	36,471.30
103	243000	ENCUMBRANCES	-23,271.30	120,688.34
103	245000	FUND BALANCE-RESV FOR ENCUMB	.00	63,315.32
103	245001	BUDGETARY FB-RESV FOR ENCUMB	23,271.30	-120,688.34
103	271000	FUND BALANCE-UNRES/UNDES	.00	-299,707.77
103	271001	BUDGETARY FUND BAL-UNRES	.00	-296,240.36
TOTAL FUND BALANCE			23,271.30	-653,321.15
TOTAL LIABILITIES + FUND BALANCE			23,271.30	-876,639.86

Police Impact Fees Fund

103

Revenues

YEAR-TO-DATE BUDGET REPORT

FOR 2024 05

ACCOUNTS FOR:	ORIGINAL ESTIM REV	ESTIM REV ADJSTMTS	REVISED EST REV	ACTUAL YTD REVENUE	REMAINING REVENUE	PCT COLL
103 POLICE IMPACT FEE FUND						
1036000 POLICE IMPACT FEE REVENUES						
1036000 300100 DESIGNATED FUND	-148,400	0	-148,400	.00	-148,400.00	.0%
1036000 361100 INTEREST INCOME	-5,000	0	-5,000	-13,863.46	8,863.46	277.3%
1036000 363220 POLICE IMPACT FE	-300,000	0	-300,000	-5,409.70	-294,590.30	1.8%
TOTAL POLICE IMPACT FEE REVENUES	-453,400	0	-453,400	-19,273.16	-434,126.84	4.3%
TOTAL POLICE IMPACT FEE FUND	-453,400	0	-453,400	-19,273.16	-434,126.84	4.3%
TOTAL REVENUES	-453,400	0	-453,400	-19,273.16	-434,126.84	

Police Impact Fees Fund

103

Expenditures

YEAR-TO-DATE BUDGET REPORT

FOR 2024 05

ACCOUNTS FOR:		ORIGINAL APPROP	TRANFRS/ADJSTMTS	REVISED BUDGET	YTD EXPENDED	ENCUMBRANCES	AVAILABLE BUDGET	PCT USED
103	POLICE IMPACT FEE FUND							
10360005 POLICE IMPACT FEE EXPENSES								
10360005	500640 CAPITAL OUTLAY	0	58,750	58,750	36,471.30	22,278.90	.00	100.0%
10360005	500641 CAPITAL OUTLAY	0	94,568	94,568	.00	94,567.86	.00	100.0%
10360005	500650 CONSTSRUCTION I	0	3,842	3,842	.00	3,841.58	.00	100.0%
	TOTAL POLICE IMPACT FEE EXPENSES	0	157,160	157,160	36,471.30	120,688.34	.00	100.0%
	TOTAL POLICE IMPACT FEE FUND	0	157,160	157,160	36,471.30	120,688.34	.00	100.0%
	TOTAL EXPENSES	0	157,160	157,160	36,471.30	120,688.34	.00	

Law Enforcement

Trust Funds

105

Balance Sheet

BALANCE SHEET FOR 2024 5

FUND: 105 LAW ENFORCEMENT TRUST FUND			NET CHANGE FOR PERIOD	ACCOUNT BALANCE
ASSETS				
105	101102	CASH-TREASURY	.00	10,875.24
105	101103	CASH-JUSTICE	.00	135,583.17
105	101104	CASH-STATE	.00	177,297.64
105	104000	EQUITY IN POOLED CASH	92.69	106,018.08
105	172000	REVENUE CONTROL	-92.69	-424.60
	TOTAL ASSETS		.00	429,349.53
LIABILITIES				
105	220101	DEPOSIT - COURTS LETTF	.00	-45,667.54
	TOTAL LIABILITIES		.00	-45,667.54
FUND BALANCE				
105	242000	EXPENDITURE CONTROL	.00	28,639.10
105	245000	FUND BALANCE-RESV FOR ENCUMB	.00	17.85
105	271000	FUND BALANCE-UNRES/UNDES	.00	-412,338.94
	TOTAL FUND BALANCE		.00	-383,681.99
	TOTAL LIABILITIES + FUND BALANCE		.00	-429,349.53

Law Enforcement

Trust Funds

105

Revenues

YEAR-TO-DATE BUDGET REPORT

FOR 2024 05

ACCOUNTS FOR:	ORIGINAL ESTIM REV	ESTIM REV ADJSTMTS	REVISED EST REV	ACTUAL YTD REVENUE	REMAINING REVENUE	PCT COLL
---------------	--------------------	--------------------	-----------------	--------------------	-------------------	----------

1056000 LAW ENFORCEMENT TRUST REVENUE

1056000 361100 INTEREST INCOME	0	0	0	-424.60	424.60	100.0%
TOTAL LAW ENFORCEMENT TRUST REVENUE	0	0	0	-424.60	424.60	100.0%
TOTAL LAW ENFORCEMENT TRUST FUND	0	0	0	-424.60	424.60	100.0%
TOTAL REVENUES	0	0	0	-424.60	424.60	

Law Enforcement

Trust Funds

105

Expenditures

YEAR-TO-DATE BUDGET REPORT

FOR 2024 05

ACCOUNTS FOR:	ORIGINAL	TRANFRS/	REVISED				AVAILABLE	PCT
105 LAW ENFORCEMENT TRUST FUND	APPROP	ADJSTMTS	BUDGET	YTD EXPENDED	ENCUMBRANCES	BUDGET	USED	
10560005 LAW ENFORCEMENT TRUST EXPENSE								
10560005 500310 PROFESSIONAL SE	0	0	0	6,589.10	.00	-6,589.10	100.0%	
10560005 500640 CAPITAL OUTLAY	0	0	0	22,050.00	.00	-22,050.00	100.0%	
TOTAL LAW ENFORCEMENT TRUST EXPENSE	0	0	0	28,639.10	.00	-28,639.10	100.0%	
TOTAL LAW ENFORCEMENT TRUST FUND	0	0	0	28,639.10	.00	-28,639.10	100.0%	
TOTAL EXPENSES	0	0	0	28,639.10	.00	-28,639.10		

CITT Funds

106

Balance Sheet

BALANCE SHEET FOR 2024 5

FUND: 106 CITT FUND			NET CHANGE FOR PERIOD	ACCOUNT BALANCE
ASSETS				
106	104000	EQUITY IN POOLED CASH	-384,228.16	6,158,334.41
106	171000	ESTIMATED REVENUES	.00	5,451,444.00
106	172000	REVENUE CONTROL	-356,872.85	-1,212,866.92
TOTAL ASSETS			-741,101.01	10,396,911.49
LIABILITIES				
106	217400	RETAINAGE LIABILITY-YEAR END	.00	-11,755.32
TOTAL LIABILITIES			.00	-11,755.32
FUND BALANCE				
106	241000	APPROPRIATIONS	.00	-6,414,181.00
106	242000	EXPENDITURE CONTROL	741,101.01	993,273.87
106	243000	ENCUMBRANCES	-727,527.01	3,726,084.03
106	245000	FUND BALANCE-RESV FOR ENCUMB	.00	1,847,465.72
106	245001	BUDGETARY FB-RESV FOR ENCUMB	727,527.01	-3,726,084.03
106	271000	FUND BALANCE-UNRES/UNDES	.00	-7,774,451.76
106	271001	BUDGETARY FUND BAL-UNRES	.00	962,737.00
TOTAL FUND BALANCE			741,101.01	-10,385,156.17
TOTAL LIABILITIES + FUND BALANCE			741,101.01	-10,396,911.49

CITT Funds

106

Revenues

YEAR-TO-DATE BUDGET REPORT

FOR 2024 05

ACCOUNTS FOR:	ORIGINAL ESTIM REV	ESTIM REV ADJSTMTS	REVISED EST REV	ACTUAL YTD REVENUE	REMAINING REVENUE	PCT COLL
---------------	--------------------	--------------------	-----------------	--------------------	-------------------	----------

1068000 PUBLIC WKS REVENUE

1068000 300100 DESIGNATED FUND	-444,180	0	-444,180	.00	-444,180.00	.0%
1068000 312600 MUNICIPAL SURTAX	-5,007,264	0	-5,007,264	-1,187,590.00	-3,819,674.00	23.7%
1068000 361100 INTEREST INCOME	0	0	0	-25,276.92	25,276.92	100.0%
TOTAL PUBLIC WKS REVENUE	-5,451,444	0	-5,451,444	-1,212,866.92	-4,238,577.08	22.2%
TOTAL CITT FUND	-5,451,444	0	-5,451,444	-1,212,866.92	-4,238,577.08	22.2%
TOTAL REVENUES	-5,451,444	0	-5,451,444	-1,212,866.92	-4,238,577.08	

CITT Funds

106

Expenditures

YEAR-TO-DATE BUDGET REPORT

FOR 2024 05

ACCOUNTS FOR: 106 CITT FUND	ORIGINAL APPROP	TRANFRS/ ADJSTMTS	REVISED BUDGET	YTD EXPENDED	ENCUMBRANCES	AVAILABLE BUDGET	PCT USED
10680005 PUBLIC WKS EXPENSES							
10680005 500341 CONTRACTUAL SER	3,480,000	0	3,480,000	832,774.41	972,225.59	1,675,000.00	51.9%
10680005 500633 IMPRV - STREET	220,000	79,000	299,000	160,499.46	118,677.44	19,823.10	93.4%
10680005 500641 CAPITAL OUTLAY	1,320,000	1,315,181	2,635,181	.00	2,635,181.00	.00	100.0%
TOTAL PUBLIC WKS EXPENSES	5,020,000	1,394,181	6,414,181	993,273.87	3,726,084.03	1,694,823.10	73.6%
TOTAL CITT FUND	5,020,000	1,394,181	6,414,181	993,273.87	3,726,084.03	1,694,823.10	73.6%
TOTAL EXPENSES	5,020,000	1,394,181	6,414,181	993,273.87	3,726,084.03	1,694,823.10	

Emergency Fund

107

Balance Sheet

BALANCE SHEET FOR 2024 5

FUND: 107 EMERGENCY FUND			NET CHANGE FOR PERIOD	ACCOUNT BALANCE
ASSETS				
107	104000	EQUITY IN POOLED CASH	.00	595,493.64
		TOTAL ASSETS	.00	595,493.64
LIABILITIES				
107	207001	DUE TO DUE GEN FUND	.00	-1,468,297.96
		TOTAL LIABILITIES	.00	-1,468,297.96
FUND BALANCE				
107	271000	FUND BALANCE-UNRES/UNDES	.00	872,804.32
		TOTAL FUND BALANCE	.00	872,804.32
		TOTAL LIABILITIES + FUND BALANCE	.00	-595,493.64

Building Technology Fund

108

Balance Sheet

BALANCE SHEET FOR 2024 5

FUND: 108 BUILDING TECHNOLOGY FUND			NET CHANGE FOR PERIOD	ACCOUNT BALANCE
ASSETS				
108	104000	EQUITY IN POOLED CASH	11,551.62	411,293.65
108	171000	ESTIMATED REVENUES	.00	313,989.00
108	172000	REVENUES	-11,551.62	-61,332.42
	TOTAL ASSETS		.00	663,950.23
FUND BALANCE				
108	241000	APPROPRIATIONS	.00	-447,714.50
108	242000	EXPENDITURE CONTROL	.00	167,937.00
108	243000	ENCUMBRANCES	.00	70,725.50
108	245000	FUND BALANCE-RESV FOR ENCUMB	.00	74,325.51
108	245001	BUDGETARY FB-RESV FOR ENCUMB	.00	-70,725.50
108	271000	FUND BALANCE-UNRES/UNDES	.00	-592,223.74
108	271001	BUDGETARY FUND BAL-UNRES	.00	133,725.50
	TOTAL FUND BALANCE		.00	-663,950.23
	TOTAL LIABILITIES + FUND BALANCE		.00	-663,950.23

Building Technology Fund

108

Revenues

YEAR-TO-DATE BUDGET REPORT

FOR 2024 05

ACCOUNTS FOR:	ORIGINAL ESTIM REV	ESTIM REV ADJSTMTS	REVISED EST REV	ACTUAL YTD REVENUE	REMAINING REVENUE	PCT COLL
---------------	--------------------	--------------------	-----------------	--------------------	-------------------	----------

1087000 BUILDING REVENUE

1087000 300100 DESIGNATED FUND	-56,989	0	-56,989	.00	-56,989.00	.0%
1087000 341904 BLDG TECH ADMINI	-257,000	0	-257,000	-59,463.55	-197,536.45	23.1%
1087000 361100 INTEREST INCOME	0	0	0	-1,868.87	1,868.87	100.0%
TOTAL BUILDING REVENUE	-313,989	0	-313,989	-61,332.42	-252,656.58	19.5%
TOTAL BUILDING TECHNOLOGY FUND	-313,989	0	-313,989	-61,332.42	-252,656.58	19.5%
TOTAL REVENUES	-313,989	0	-313,989	-61,332.42	-252,656.58	

Building Technology Fund

108

Expenditures

YEAR-TO-DATE BUDGET REPORT

FOR 2024 05

ACCOUNTS FOR: 108 BUILDING TECHNOLOGY FUND	ORIGINAL APPROP	TRNFRS/ ADJSTMTS	REVISED BUDGET	YTD EXPENDED	ENCUMBRANCES	AVAILABLE BUDGET	PCT USED
10870005 BUILDING							
10870005 500464 REPAIR & MAINT-	336,989	10,268	347,257	167,937.00	10,267.50	169,052.00	51.3%
10870005 500540 DUES/SUBSCRIPTI	40,000	0	40,000	.00	.00	40,000.00	.0%
10870005 500652 CAPITAL OUTLAY-	0	60,458	60,458	.00	60,458.00	.00	100.0%
TOTAL BUILDING	376,989	70,726	447,715	167,937.00	70,725.50	209,052.00	53.3%
TOTAL BUILDING TECHNOLOGY FUND	376,989	70,726	447,715	167,937.00	70,725.50	209,052.00	53.3%
TOTAL EXPENSES	376,989	70,726	447,715	167,937.00	70,725.50	209,052.00	

Building Fund

109

Balance Sheet

BALANCE SHEET FOR 2024 5

FUND: 109 BUILDING FUND			NET CHANGE FOR PERIOD	ACCOUNT BALANCE
ASSETS				
109	104000	EQUITY IN POOLED CASH	-51,093.04	5,848,703.85
109	171000	ESTIMATED REVENUES	.00	7,242,980.00
109	172000	REVENUES	-302,490.03	-1,557,880.13
	TOTAL ASSETS		-353,583.07	11,533,803.72
FUND BALANCE				
109	241000	APPROPRIATIONS	.00	-7,877,526.42
109	242000	EXPENDITURE CONTROL	353,583.07	1,841,781.77
109	243000	ENCUMBRANCES	-16,041.44	370,920.66
109	245000	FUND BALANCE-RESV FOR ENCUMB	.00	296,451.21
109	245001	BUDGETARY FB-RESV FOR ENCUMB	16,041.44	-370,920.66
109	271000	FUND BALANCE-UNRES/UNDES	.00	-6,429,056.70
109	271001	BUDGETARY FUND BAL-UNRES	.00	634,546.42
	TOTAL FUND BALANCE		353,583.07	-11,533,803.72
	TOTAL LIABILITIES + FUND BALANCE		353,583.07	-11,533,803.72

Building Fund

109

Revenues

YEAR-TO-DATE BUDGET REPORT

FOR 2024 05

ACCOUNTS FOR:	ORIGINAL ESTIM REV	ESTIM REV ADJSTMTS	REVISED EST REV	ACTUAL YTD REVENUE	REMAINING REVENUE	PCT COLL
---------------	--------------------	--------------------	-----------------	--------------------	-------------------	----------

1097000 BUILDING FUND REVENUE

1097000 300100	DESIGNATED FUND	-1,238,980	0	-1,238,980	.00	-1,238,980.00	.0%
1097000 322100	BUILDING PERMITS	-5,300,000	0	-5,300,000	-1,396,215.80	-3,903,784.20	26.3%
1097000 329101	OTHER FEES - BOI	-22,000	0	-22,000	-8,040.00	-13,960.00	36.5%
1097000 329500	CERTIFICATES OF	-250,000	0	-250,000	-67,647.42	-182,352.58	27.1%
1097000 341303	BUILDING TRAININ	-20,000	0	-20,000	.00	-20,000.00	.0%
1097000 341902	BLDG ADMINISTRAT	-60,000	0	-60,000	-21,630.77	-38,369.23	36.1%
1097000 342901	BLDG RECERT FEES	-150,000	0	-150,000	-4,900.00	-145,100.00	3.3%
1097000 359101	FINES - PERMIT V	-40,000	0	-40,000	-11,820.90	-28,179.10	29.6%
1097000 361100	INTEREST INCOME	0	0	0	-25,620.74	25,620.74	100.0%
1097000 369101	BLDG MISC - OT R	-150,000	0	-150,000	-16,050.00	-133,950.00	10.7%
1097000 369102	BLDG MISC - COPY	-12,000	0	-12,000	-5,954.50	-6,045.50	49.6%
TOTAL BUILDING FUND REVENUE		-7,242,980	0	-7,242,980	-1,557,880.13	-5,685,099.87	21.5%
TOTAL BUILDING FUND		-7,242,980	0	-7,242,980	-1,557,880.13	-5,685,099.87	21.5%
TOTAL REVENUES		-7,242,980	0	-7,242,980	-1,557,880.13	-5,685,099.87	

Building Fund

109

Expenditures

YEAR-TO-DATE BUDGET REPORT

FOR 2024 05

ACCOUNTS FOR:	ORIGINAL APPROP	TRANFRS/ADJSTMTS	REVISED BUDGET	YTD EXPENDED	ENCUMBRANCES	AVAILABLE BUDGET	PCT USED
---------------	-----------------	------------------	----------------	--------------	--------------	------------------	----------

10970005 BUILDING FUND EXPENSE

10970005 500111	ADMINISTRATIVE	174,358	0	174,358	69,154.48	.00	105,203.52	39.7%
10970005 500120	FULL TIME SALAR	3,231,970	0	3,231,970	1,151,997.41	.00	2,079,972.59	35.6%
10970005 500125	COMPENSATED ABS	125,232	0	125,232	451.56	.00	124,780.44	.4%
10970005 500130	OTHER SALARIES	64,593	0	64,593	3,084.15	.00	61,508.85	4.8%
10970005 500140	OVERTIME	110,210	0	110,210	16,606.43	.00	93,603.57	15.1%
10970005 500210	FICA & MICA TAX	284,702	0	284,702	91,134.56	.00	193,567.44	32.0%
10970005 500220	RETIREMENT CONT	408,337	0	408,337	135,757.56	.00	272,579.44	33.2%
10970005 500230	LIFE & HEALTH I	658,540	0	658,540	203,729.65	.00	454,810.35	30.9%
10970005 500310	PROFESSIONAL SE	506,000	37,750	543,750	62,393.75	251,856.25	229,500.00	57.8%
10970005 500400	TRAVEL & PER DI	34,800	0	34,800	7,786.94	.00	27,013.06	22.4%
10970005 500410	COMMUNICATION &	4,900	0	4,900	1,500.00	.00	3,400.00	30.6%
10970005 500460	REPAIR & MAINT	645	0	645	.00	.00	645.00	.0%
10970005 500461	REPAIR & MAINT	200	0	200	.00	.00	200.00	.0%
10970005 500470	PRINTING & BIND	9,500	0	9,500	683.79	7,301.21	1,515.00	84.1%
10970005 500510	OFFICE SUPPLIES	7,000	0	7,000	652.26	847.74	5,500.00	21.4%
10970005 500520	OPERATING SUPPL	123,650	0	123,650	4,940.94	17,575.04	101,134.02	18.2%
10970005 500540	DUES/SUBSCRIPTI	25,000	0	25,000	7,636.65	1,090.00	16,273.35	34.9%
10970005 500541	DUES/SUBS./MEMB	48,000	0	48,000	6,649.64	.00	41,350.36	13.9%
10970005 500640	CAPITAL OUTLAY	0	92,250	92,250	.00	92,250.42	.00	100.0%
10970005 500641	CAPITAL OUTLAY	172,360	77,622	249,982	77,622.00	.00	172,360.00	31.1%
10970005 500811	INTERNAL SERVIC	1,679,907	0	1,679,907	.00	.00	1,679,907.00	.0%
TOTAL BUILDING FUND EXPENSE		7,669,904	207,622	7,877,526	1,841,781.77	370,920.66	5,664,823.99	28.1%
TOTAL BUILDING FUND		7,669,904	207,622	7,877,526	1,841,781.77	370,920.66	5,664,823.99	28.1%
TOTAL EXPENSES		7,669,904	207,622	7,877,526	1,841,781.77	370,920.66	5,664,823.99	

Public Art Fund

110

Balance Sheet

BALANCE SHEET FOR 2024 5

FUND: 110 PUBLIC ARTS PROGRAM FUND			NET CHANGE FOR PERIOD	ACCOUNT BALANCE
ASSETS				
110	104000	EQUITY IN POOLED CASH	24,929.48	2,230,011.47
110	171000	ESTIMATED REVENUES	.00	350,000.00
110	172000	REVENUES	-24,929.48	-35,910.78
	TOTAL ASSETS		.00	2,544,100.69
FUND BALANCE				
110	241000	APPROPRIATIONS	.00	-1,177,500.00
110	242000	EXPENDITURE CONTROL	.00	17,453.40
110	243000	ENCUMBRANCES	.00	74,000.00
110	245000	FUND BALANCE-RESV FOR ENCUMB	.00	165,904.00
110	245001	BUDGETARY FB-RESV FOR ENCUMB	.00	-74,000.00
110	271000	FUND BALANCE-UNRES/UNDES	.00	-2,377,458.09
110	271001	BUDGETARY FUND BAL-UNRES	.00	827,500.00
	TOTAL FUND BALANCE		.00	-2,544,100.69
	TOTAL LIABILITIES + FUND BALANCE		.00	-2,544,100.69

Public Art Fund

110

Revenues

YEAR-TO-DATE BUDGET REPORT

FOR 2024 05

ACCOUNTS FOR:	ORIGINAL ESTIM REV	ESTIM REV ADJSTMTS	REVISED EST REV	ACTUAL YTD REVENUE	REMAINING REVENUE	PCT COLL
---------------	--------------------	--------------------	-----------------	--------------------	-------------------	----------

1104000 PUBLIC ART REVENUE

1104000 324720 IMPACT FEES-COMM	-350,000	0	-350,000	-26,500.00	-323,500.00	7.6%
1104000 361100 INTEREST INCOME	0	0	0	-9,410.78	9,410.78	100.0%
TOTAL PUBLIC ART REVENUE	-350,000	0	-350,000	-35,910.78	-314,089.22	10.3%
TOTAL PUBLIC ARTS PROGRAM FUND	-350,000	0	-350,000	-35,910.78	-314,089.22	10.3%
TOTAL REVENUES	-350,000	0	-350,000	-35,910.78	-314,089.22	

Public Art Fund

110

Expenditures

YEAR-TO-DATE BUDGET REPORT

FOR 2024 05

ACCOUNTS FOR:	ORIGINAL APPROP	TRANFRS/ADJSTMTS	REVISED BUDGET	YTD EXPENDED	ENCUMBRANCES	AVAILABLE BUDGET	PCT USED
110 PUBLIC ARTS PROGRAM FUND							
11040005 PUBLIC ART EXPENSE							
11040005 500652 CAPITAL OUTLAY-	0	137,500	137,500	.00	55,000.00	82,500.00	40.0%
TOTAL PUBLIC ART EXPENSE	0	137,500	137,500	.00	55,000.00	82,500.00	40.0%
11090005 PUBLIC ART EXPENSE							
11090005 500310 PROFESSIONAL SE	30,000	0	30,000	6,000.00	19,000.00	5,000.00	83.3%
11090005 500450 INSURANCE	40,000	0	40,000	11,453.40	.00	28,546.60	28.6%
11090005 500466 INSTALL & MAINT	120,000	0	120,000	.00	.00	120,000.00	.0%
11090005 500652 CAPITAL OUTLAY-	850,000	0	850,000	.00	.00	850,000.00	.0%
TOTAL PUBLIC ART EXPENSE	1,040,000	0	1,040,000	17,453.40	19,000.00	1,003,546.60	3.5%
TOTAL PUBLIC ARTS PROGRAM FUND	1,040,000	137,500	1,177,500	17,453.40	74,000.00	1,086,046.60	7.8%
TOTAL EXPENSES	1,040,000	137,500	1,177,500	17,453.40	74,000.00	1,086,046.60	

American Rescue Plan Act

111

Balance Sheet

BALANCE SHEET FOR 2024 5

FUND: 111 AMERICAN RESCUE PLAN ACT FUND			NET CHANGE FOR PERIOD	ACCOUNT BALANCE
ASSETS				
111	104000	EQUITY IN POOLED CASH	11,276.56	12,898,518.22
111	172000	REVENUES	-11,276.56	-53,974.16
	TOTAL ASSETS		.00	12,844,544.06
LIABILITIES				
111	223001	UNEARNED REVENUE - GRANTS	.00	-12,734,730.00
	TOTAL LIABILITIES		.00	-12,734,730.00
FUND BALANCE				
111	245000	FUND BALANCE-RESV FOR ENCUMB	.00	12,734,731.00
111	271000	FUND BALANCE-UNRES/UNDES	.00	-12,844,545.06
	TOTAL FUND BALANCE		.00	-109,814.06
	TOTAL LIABILITIES + FUND BALANCE		.00	-12,844,544.06

American Rescue Plan Act

111

Revenues

YEAR-TO-DATE BUDGET REPORT

FOR 2024 05

ACCOUNTS FOR:	ORIGINAL	ESTIM REV	REVISED	ACTUAL YTD	REMAINING	PCT
111 AMERICAN RESCUE PLAN ACT FUND	ESTIM REV	ADJSTMTS	EST REV	REVENUE	REVENUE	COLL

1115000 AMERICAN RESCUE REVENUE

1115000 361100 INTEREST INCOME	0	0	0	-53,974.16	53,974.16	100.0%
TOTAL AMERICAN RESCUE REVENUE	0	0	0	-53,974.16	53,974.16	100.0%
TOTAL AMERICAN RESCUE PLAN ACT FUND	0	0	0	-53,974.16	53,974.16	100.0%
TOTAL REVENUES	0	0	0	-53,974.16	53,974.16	

Park Bond Debt Service

201

Balance Sheet

BALANCE SHEET FOR 2024 5

FUND: 201 PARK BOND REFER.DEBT SERVICE			NET CHANGE FOR PERIOD	ACCOUNT BALANCE
ASSETS				
201	101201	CASH-BOND DEBT	422,599.64	5,856,695.68
201	104000	EQUITY IN POOLED CASH	-253,101.77	-328,382.61
201	171000	ESTIMATED REVENUES	.00	8,386,588.00
201	172000	REVENUES	-169,497.87	-7,702,323.48
TOTAL ASSETS			.00	6,212,577.59
LIABILITIES				
201	207304	DUE TO/FROM GENERAL FUND	.00	-445,540.69
TOTAL LIABILITIES			.00	-445,540.69
FUND BALANCE				
201	241000	APPROPRIATIONS	.00	-7,574,131.00
201	242000	EXPENDITURE CONTROL	.00	2,442,065.66
201	271000	FUND BALANCE-UNRES/UNDES	.00	177,485.44
201	271001	BUDGETARY FUND BAL-UNRES	.00	-812,457.00
TOTAL FUND BALANCE			.00	-5,767,036.90
TOTAL LIABILITIES + FUND BALANCE			.00	-6,212,577.59

Park Bond Debt Service

201

Revenues

YEAR-TO-DATE BUDGET REPORT

FOR 2024 05

ACCOUNTS FOR:	ORIGINAL ESTIM REV	ESTIM REV ADJSTMTS	REVISED EST REV	ACTUAL YTD REVENUE	REMAINING REVENUE	PCT COLL
---------------	--------------------	--------------------	-----------------	--------------------	-------------------	----------

2015000 PARK BOND REFER.DEBT SERV.REV.

2015000 311200 AD VALOREM TAXES	0	0	0	-5,832,075.83	5,832,075.83	100.0%
2015000 311300 SPECIAL AD VALOR	-8,386,588	0	-8,386,588	-1,861,925.84	-6,524,662.16	22.2%
2015000 361100 INTEREST INCOME	0	0	0	-8,321.81	8,321.81	100.0%
TOTAL PARK BOND REFER.DEBT SERV.REV.	-8,386,588	0	-8,386,588	-7,702,323.48	-684,264.52	91.8%
TOTAL PARK BOND REFER.DEBT SERVICE	-8,386,588	0	-8,386,588	-7,702,323.48	-684,264.52	91.8%
TOTAL REVENUES	-8,386,588	0	-8,386,588	-7,702,323.48	-684,264.52	

Park Bond Debt Service

201

Expenditures

YEAR-TO-DATE BUDGET REPORT

FOR 2024 05

ACCOUNTS FOR:	ORIGINAL APPROP	TRANFRS/ADJSTMTS	REVISED BUDGET	YTD EXPENDED	ENCUMBRANCES	AVAILABLE BUDGET	PCT USED
---------------	-----------------	------------------	----------------	--------------	--------------	------------------	----------

20150005 GENERAL GOVERNMENT

20150005 500713 DEBT SERVICE-PR	1,025,000	0	1,025,000	.00	.00	1,025,000.00	.0%
20150005 500714 DEBT SERV-PRINC	1,665,000	0	1,665,000	.00	.00	1,665,000.00	.0%
20150005 500721 DEBT SERVICE-IN	1,410,581	0	1,410,581	705,290.66	.00	705,290.34	50.0%
20150005 500722 DEBT SERV-INTER	3,473,550	0	3,473,550	1,736,775.00	.00	1,736,775.00	50.0%
TOTAL GENERAL GOVERNMENT	7,574,131	0	7,574,131	2,442,065.66	.00	5,132,065.34	32.2%
TOTAL PARK BOND REFER.DEBT SERVICE	7,574,131	0	7,574,131	2,442,065.66	.00	5,132,065.34	32.2%
TOTAL EXPENSES	7,574,131	0	7,574,131	2,442,065.66	.00	5,132,065.34	

Capital
Improvement Projects
Fund 301
Balance Sheet

BALANCE SHEET FOR 2024 5

FUND: 301 CAPITAL IMPROVEMENTS FUND			NET CHANGE FOR PERIOD	ACCOUNT BALANCE
ASSETS				
301	104000	EQUITY IN POOLED CASH	-24,952.92	874,546.38
301	171000	ESTIMATED REVENUES	.00	53,000.00
301	172000	REVENUE CONTROL	-787.08	-3,767.92
	TOTAL ASSETS		-25,740.00	923,778.46
FUND BALANCE				
301	241000	APPROPRIATIONS	.00	-888,635.48
301	242000	EXPENDITURE CONTROL	25,740.00	25,740.00
301	243000	ENCUMBRANCES	-19,852.43	850,683.05
301	245000	FUND BALANCE-RESV FOR ENCUMB	11,774.00	405,238.00
301	245001	BUDGETARY FB-RESV FOR ENCUMB	19,852.43	-850,683.05
301	271000	FUND BALANCE-UNRES/UNDES	-11,774.00	-1,301,756.46
301	271001	BUDGETARY FUND BAL-UNRES	.00	835,635.48
	TOTAL FUND BALANCE		25,740.00	-923,778.46
	TOTAL LIABILITIES + FUND BALANCE		25,740.00	-923,778.46

Capital
Improvement Projects
Fund 301
Revenues

YEAR-TO-DATE BUDGET REPORT

FOR 2024 05

ACCOUNTS FOR:	ORIGINAL	ESTIM REV	REVISED	ACTUAL YTD	REMAINING	PCT
301 CAPITAL IMPROVEMENTS FUND	ESTIM REV	ADJSTMTS	EST REV	REVENUE	REVENUE	COLL

3015000 CAPITAL IMPROV FUND REVENUE

3015000 300100 DESIGNATED FUND	-53,000	0	-53,000	.00	-53,000.00	.0%
3015000 361100 INTEREST INCOME	0	0	0	-3,767.92	3,767.92	100.0%
TOTAL CAPITAL IMPROV FUND REVENUE	-53,000	0	-53,000	-3,767.92	-49,232.08	7.1%
TOTAL CAPITAL IMPROVEMENTS FUND	-53,000	0	-53,000	-3,767.92	-49,232.08	7.1%
TOTAL REVENUES	-53,000	0	-53,000	-3,767.92	-49,232.08	

Capital
Improvement Projects
Fund 301
Expenditures

YEAR-TO-DATE BUDGET REPORT

FOR 2024 05

ACCOUNTS FOR:	ORIGINAL APPROP	TRANFRS/ADJSTMTS	REVISED BUDGET	YTD EXPENDED	ENCUMBRANCES	AVAILABLE BUDGET	PCT USED
301 CAPITAL IMPROVEMENTS FUND							
30180005 PUBLIC WORKS							
30180005 500520 OPERATING SUPPL	0	40,000	40,000	.00	28,226.00	11,774.00	70.6%
30180005 500620 CAPITAL - BUILD	0	395,435	395,435	25,740.00	369,257.05	438.43	99.9%
30180005 500634 IMPROVEMENTS	0	453,200	453,200	.00	453,200.00	.00	100.0%
TOTAL PUBLIC WORKS	0	888,635	888,635	25,740.00	850,683.05	12,212.43	98.6%
TOTAL CAPITAL IMPROVEMENTS FUND	0	888,635	888,635	25,740.00	850,683.05	12,212.43	98.6%
TOTAL EXPENSES	0	888,635	888,635	25,740.00	850,683.05	12,212.43	

Infrastructure
Replacement
Fund 302
Balance Sheet

BALANCE SHEET FOR 2024 5

FUND: 302 INFRAS. REPLACEMENT FUND				NET CHANGE FOR PERIOD	ACCOUNT BALANCE
ASSETS					
	302	104000	EQUITY IN POOLED CASH	.00	484,869.26
	302	151006	INVESTMENT - FL.PALM	15,418.10	3,580,555.18
	302	171000	ESTIMATED REVENUES	.00	500,000.00
	302	172000	REVENUE CONTROL	-15,418.10	-581,051.85
		TOTAL ASSETS		.00	3,984,372.59
FUND BALANCE					
	302	271000	FUND BALANCE-UNRES/UNDES	.00	-3,484,372.59
	302	271001	BUDGETARY FUND BAL-UNRES	.00	-500,000.00
		TOTAL FUND BALANCE		.00	-3,984,372.59
		TOTAL LIABILITIES + FUND BALANCE		.00	-3,984,372.59

Infrastructure
Replacement
Fund 302
Revenues

YEAR-TO-DATE BUDGET REPORT

FOR 2024 05

ACCOUNTS FOR:	ORIGINAL ESTIM REV	ESTIM REV ADJSTMTS	REVISED EST REV	ACTUAL YTD REVENUE	REMAINING REVENUE	PCT COLL
---------------	--------------------	--------------------	-----------------	--------------------	-------------------	----------

3025000 INFRAS.REPLACEMENT FUND

3025000 361100 INTEREST INCOME	0	0	0	-81,051.85	81,051.85	100.0%
3025000 381100 OPERATING TRANSF	-500,000	0	-500,000	-500,000.00	.00	100.0%
TOTAL INFRAS.REPLACEMENT FUND	-500,000	0	-500,000	-581,051.85	81,051.85	116.2%
TOTAL INFRAS. REPLACEMENT FUND	-500,000	0	-500,000	-581,051.85	81,051.85	116.2%
TOTAL REVENUES	-500,000	0	-500,000	-581,051.85	81,051.85	

Park Bond Capital Project

Fund 303

Balance Sheet

BALANCE SHEET FOR 2024 5

FUND: 303 PARK BOND CAPITAL PROJECT FUND			NET CHANGE FOR PERIOD	ACCOUNT BALANCE
ASSETS				
303	101303	CASH-CIP PARKS BOND	-491,259.80	1,025,181.94
303	104000	EQUITY IN POOLED CASH	.00	-48,000.02
303	115100	ACCOUNTS RECEIVABLE	.00	145.22
303	151002	INVESTMENT - WELLS - REG. CUS	.00	-145.22
303	172000	REVENUES	-5,568.98	-15,662.65
TOTAL ASSETS			-496,828.78	961,519.27
LIABILITIES				
303	207001	DUE TO DUE GEN FUND	.00	-112,807.98
303	217400	RETAINAGE LIABILITY-YEAR END	.00	-514,729.32
TOTAL LIABILITIES			.00	-627,537.30
FUND BALANCE				
303	241000	APPROPRIATIONS	.00	-835,007.00
303	242000	EXPENDITURE CONTROL	496,828.78	506,893.78
303	243000	ENCUMBRANCES	-496,828.78	327,278.50
303	245000	FUND BALANCE-RESV FOR ENCUMB	.00	13,449,761.23
303	245001	BUDGETARY FB-RESV FOR ENCUMB	496,828.78	-327,278.50
303	271000	FUND BALANCE-UNRES/UNDES	.00	-14,290,636.98
303	271001	BUDGETARY FUND BAL-UNRES	.00	835,007.00
TOTAL FUND BALANCE			496,828.78	-333,981.97
TOTAL LIABILITIES + FUND BALANCE			496,828.78	-961,519.27

Park Bond Capital Project

Fund 303

Revenues

YEAR-TO-DATE BUDGET REPORT

FOR 2024 05

ACCOUNTS FOR:	ORIGINAL	ESTIM REV	REVISED	ACTUAL YTD	REMAINING	PCT
303 PARK BOND CAPITAL PROJECT FUND	ESTIM REV	ADJSTMTS	EST REV	REVENUE	REVENUE	COLL

3035000 PARK BOND CAPITAL PROJECT FUND

3035000 361100 INTEREST INCOME	0	0	0	-15,662.65	15,662.65	100.0%
TOTAL PARK BOND CAPITAL PROJECT FUND	0	0	0	-15,662.65	15,662.65	100.0%
TOTAL PARK BOND CAPITAL PROJECT FUND	0	0	0	-15,662.65	15,662.65	100.0%
TOTAL REVENUES	0	0	0	-15,662.65	15,662.65	

Park Bond Capital Project

Fund 303

Expenditures

YEAR-TO-DATE BUDGET REPORT

FOR 2024 05

ACCOUNTS FOR:	ORIGINAL	TRANFRS/	REVISED				AVAILABLE	PCT
303 PARK BOND CAPITAL PROJECT FUND	APPROP	ADJSTMTS	BUDGET	YTD EXPENDED	ENCUMBRANCES	BUDGET	USED	
30390005 PARKS & RECREATION								
30390005 500310 PROFESSIONAL SE	100	0	100	.00	.00	100.00	.0%	
30390005 500650 CONTRUCTION IN	834,907	0	834,907	506,893.78	327,278.50	734.72	99.9%	
TOTAL PARKS & RECREATION	835,007	0	835,007	506,893.78	327,278.50	834.72	99.9%	
TOTAL PARK BOND CAPITAL PROJECT FUND	835,007	0	835,007	506,893.78	327,278.50	834.72	99.9%	
TOTAL EXPENSES	835,007	0	835,007	506,893.78	327,278.50	834.72		

Vehicle Replacement
Fund 304
Balance Sheet

BALANCE SHEET FOR 2024 5

FUND: 304 VEHICLE REPLACEMENT FUND			NET CHANGE FOR PERIOD	ACCOUNT BALANCE
ASSETS				
304	104000	EQUITY IN POOLED CASH	211.96	242,452.46
304	171000	ESTIMATED REVENUES	.00	150,000.00
304	172000	REVENUES CONTROL	-211.96	-150,753.07
	TOTAL ASSETS		.00	241,699.39
FUND BALANCE				
304	241000	APPROPRIATIONS	.00	-192,743.15
304	243000	ENCUMBRANCES	.00	42,743.15
304	245000	FUND BALANCE-RESV FOR ENCUMB	.00	156,323.35
304	245001	BUDGETARY FB-RESV FOR ENCUMB	.00	-42,743.15
304	271000	FUND BALANCE-UNRES/UNDES	.00	-248,022.74
304	271001	BUDGETARY FUND BAL-UNRES	.00	42,743.15
	TOTAL FUND BALANCE		.00	-241,699.39
	TOTAL LIABILITIES + FUND BALANCE		.00	-241,699.39

Vehicle Replacement

Fund 304

Revenues

YEAR-TO-DATE BUDGET REPORT

FOR 2024 05							
ACCOUNTS FOR:	ORIGINAL	ESTIM REV	REVISED	ACTUAL YTD		REMAINING	PCT
304 VEHICLE REPLACEMENT FUND	ESTIM REV	ADJSTMTS	EST REV	REVENUE		REVENUE	COLL

3045000 GENERAL GOVERNMENT REVENUE

3045000 361100 INTEREST INCOME	0	0	0	-753.07			
3045000 381100 OPERATING TRANSF	-150,000	0	-150,000	-150,000.00	753.07	100.0%	
TOTAL GENERAL GOVERNMENT REVENUE	-150,000	0	-150,000	-150,753.07	.00	100.0%	
TOTAL VEHICLE REPLACEMENT FUND	-150,000	0	-150,000	-150,753.07	753.07	100.5%	
TOTAL REVENUES	-150,000	0	-150,000	-150,753.07	753.07		

Vehicle Replacement

Fund 304

Expenditures

YEAR-TO-DATE BUDGET REPORT

FOR 2024 05

ACCOUNTS FOR: 304	VEHICLE REPLACEMENT FUND	ORIGINAL APPROP	TRANFRS/ ADJSTMTS	REVISED BUDGET	YTD EXPENDED	ENCUMBRANCES	AVAILABLE BUDGET	PCT USED
30450005 GENERAL GOVERNMENT EXPENSE								
30450005	500641 CAPITAL OUTLAY	150,000	42,743	192,743	.00	42,743.15	150,000.00	22.2%
	TOTAL GENERAL GOVERNMENT EXPENSE	150,000	42,743	192,743	.00	42,743.15	150,000.00	22.2%
	TOTAL VEHICLE REPLACEMENT FUND	150,000	42,743	192,743	.00	42,743.15	150,000.00	22.2%
	TOTAL EXPENSES	150,000	42,743	192,743	.00	42,743.15	150,000.00	

Park Bond Capital Project

Fund 305

Balance Sheet

BALANCE SHEET FOR 2024 5

FUND: 305 PARK BOND SERIES 2021 FUND			NET CHANGE FOR PERIOD	ACCOUNT BALANCE
ASSETS				
305	101305	CASH-CIP PARKS BOND 2021	-8,807,194.56	7,798,517.93
305	104000	EQUITY IN POOLED CASH	-19,432.55	-172,598.65
305	115100	ACCOUNTS RECEIVABLE	.00	3,878.34
305	151002	INVESTMENT - WELLS - REG. CUS	1,719.14	413,504.38
305	151006	INVESTMENT - FL.PALM	143,422.66	33,307,125.11
305	171000	ESTIMATED REVENUES	.00	100,000.00
305	172000	REVENUES	-160,775.63	-1,057,830.51
	TOTAL ASSETS		-8,842,260.94	40,392,596.60
LIABILITIES				
305	217400	RETAINAGE LIABILITY-YEAR END	-377,289.89	-2,065,449.07
	TOTAL LIABILITIES		-377,289.89	-2,065,449.07
FUND BALANCE				
305	241000	APPROPRIATIONS	.00	-56,211,928.86
305	242000	EXPENDITURE CONTROL	9,219,550.83	20,896,555.50
305	243000	ENCUMBRANCES	-9,534,783.37	22,143,152.99
305	245000	FUND BALANCE-RESV FOR ENCUMB	392,168.83	265,847,392.04
305	245001	BUDGETARY FB-RESV FOR ENCUMB	9,534,783.37	-22,143,152.99
305	271000	FUND BALANCE-UNRES/UNDES	-392,168.83	-324,971,095.07
305	271001	BUDGETARY FUND BAL-UNRES	.00	56,111,928.86
	TOTAL FUND BALANCE		9,219,550.83	-38,327,147.53
	TOTAL LIABILITIES + FUND BALANCE		8,842,260.94	-40,392,596.60

Park Bond Capital Project

Fund 305

Revenues

YEAR-TO-DATE BUDGET REPORT

FOR 2024 05							
ACCOUNTS FOR:	ORIGINAL	ESTIM REV	REVISED	ACTUAL YTD		REMAINING	PCT
305 PARK BOND SERIES 2021 FUND	ESTIM REV	ADJSTMTS	EST REV	REVENUE		REVENUE	COLL
3055000 GENERAL GOVERNMENT REVENUE							
3055000 361110 PARKS BOND INTER	-100,000	0	-100,000	-1,057,827.39		957,827.39	1057.8%
3055000 367100 CHANGE IN INVEST	0	0	0	-3.12		3.12	100.0%
TOTAL GENERAL GOVERNMENT REVENUE	-100,000	0	-100,000	-1,057,830.51		957,830.51	1057.8%
TOTAL PARK BOND SERIES 2021 FUND	-100,000	0	-100,000	-1,057,830.51		957,830.51	1057.8%
TOTAL REVENUES	-100,000	0	-100,000	-1,057,830.51		957,830.51	

Park Bond Capital Project

Fund 305

Expenditures

YEAR-TO-DATE BUDGET REPORT

FOR 2024 05

ACCOUNTS FOR:	ORIGINAL	TRANFRS/	REVISED			AVAILABLE	PCT
305 PARK BOND SERIES 2021 FUND	APPROP	ADJSTMTS	BUDGET	YTD EXPENDED	ENCUMBRANCES	BUDGET	USED
30590005 PARKS AND REC EXPENSE							
30590005 500120 FULL TIME SALAR	247,666	0	247,666	74,780.15	.00	172,885.85	30.2%
30590005 500125 COMPENSATED ABS	8,930	0	8,930	.00	.00	8,930.00	.0%
30590005 500210 FICA & MICA TAX	20,121	0	20,121	5,655.26	.00	14,465.74	28.1%
30590005 500220 RETIREMENT CONT	29,720	0	29,720	4,014.56	.00	25,705.44	13.5%
30590005 500230 LIFE & HEALTH I	50,889	0	50,889	16,538.54	.00	34,350.46	32.5%
30590005 500310 PROFESSIONAL SE	50,000	0	50,000	41.24	16,958.76	33,000.00	34.0%
30590005 500400 TRAVEL & PER DI	5,220	0	5,220	2,175.00	.00	3,045.00	41.7%
30590005 500410 COMMUNICATION &	1,200	0	1,200	500.00	.00	700.00	41.7%
30590005 500650 CONSTRUCTION IN	0	55,798,183	55,798,183	20,792,850.75	22,126,194.23	12,879,137.88	76.9%
TOTAL PARKS AND REC EXPENSE	413,746	55,798,183	56,211,929	20,896,555.50	22,143,152.99	13,172,220.37	76.6%
TOTAL PARK BOND SERIES 2021 FUND	413,746	55,798,183	56,211,929	20,896,555.50	22,143,152.99	13,172,220.37	76.6%
TOTAL EXPENSES	413,746	55,798,183	56,211,929	20,896,555.50	22,143,152.99	13,172,220.37	

Stormwater Enterprise

Fund

401

Balance Sheet

BALANCE SHEET FOR 2024 5

FUND: 401 STORMWATER ENTERPRISE FUND			NET CHANGE FOR PERIOD	ACCOUNT BALANCE
ASSETS				
401	104000	EQUITY IN POOLED CASH	-24,445.30	3,776,541.04
401	115100	ACCOUNTS RECEIVABLE	.00	1,174,142.04
401	151002	INVESTMENT - WELLS -REG. CUS	-31,015.25	9,243,811.66
401	151006	INVESTMENT - FL.PALM	605.79	140,683.69
401	154000	DEF. OUTFLOW-REFUNDING LOSS	.00	576,212.59
401	154100	ACCUMULATED AMORTIZATION	.00	-523,829.88
401	164900	IMPROVEMENTS OTHER THAN BUILDI	.00	45,670,467.78
401	165900	ACCUMULATED DEPR- IMPROVEMENTS	.00	-9,751,662.07
401	166900	EQUIPMENT & FURNITURE	.00	182,268.90
401	166950	VEHICLES	.00	69,681.00
401	167900	ACCUMULATED DEPR- EQUIP & FURN	.00	-101,200.92
401	167950	ACCUMULATED DEPRECIATION VEH	.00	-69,681.13
401	169900	CONSTRUCTION IN PROGRESS	.00	147,736.95
401	171000	ESTIMATED REVENUES	.00	4,890,000.00
401	172000	REVENUE CONTROL	-357,466.65	-1,352,165.46
	TOTAL ASSETS		-412,321.41	54,073,006.19
LIABILITIES				
401	217400	RETAINAGE LIABILITY-YEAR END	.00	-51,529.03
401	223000	DEFERRED REVENUE	.00	-161,579.00
401	232900	LONG TERM REVENUE BONDS	.00	-3,662,521.02
	TOTAL LIABILITIES		.00	-3,875,629.05
FUND BALANCE				
401	241000	APPROPRIATIONS	.00	-7,198,221.75
401	242000	EXPENDITURE CONTROL	412,321.41	1,004,063.66
401	243000	ENCUMBRANCES	313,285.37	3,932,761.53
401	245000	FUND BALANCE-RESV FOR ENCUMB	.00	6,590,182.59
401	245001	BUDGETARY FB-RESV FOR ENCUMB	-313,285.37	-3,932,761.53
401	271000	FUND BALANCE-UNRES/UNDES	.00	-18,749,613.39
401	271001	BUDGETARY FUND BAL-UNRES	.00	2,308,221.75
401	280000	INVESTMENTS - GEN FIXED ASSETS	.00	-34,152,010.00
	TOTAL FUND BALANCE		412,321.41	-50,197,377.14
	TOTAL LIABILITIES + FUND BALANCE		412,321.41	-54,073,006.19

Stormwater Enterprise

Fund

401

Revenues

YEAR-TO-DATE BUDGET REPORT

FOR 2024 05							
ACCOUNTS FOR:	ORIGINAL	ESTIM REV	REVISED	ACTUAL YTD	REMAINING	PCT	
401 STORMWATER ENTERPRISE FUND	ESTIM REV	ADJSTMTS	EST REV	REVENUE	REVENUE	COLL	
4018000 STORMWATER FUND REVENUE							
4018000 314300 UTILITY TAXES -	-3,800,000	0	-3,800,000	-1,026,043.01	-2,773,956.99	27.0%	
4018000 334100 STATE REIMBURSME	-950,000	0	-950,000	-67,063.65	-882,936.35	7.1%	
4018000 361100 INTEREST INCOME	-140,000	0	-140,000	-153,354.22	13,354.22	109.5%	
4018000 367100 CHANGE IN INVEST	0	0	0	-105,704.58	105,704.58	100.0%	
TOTAL STORMWATER FUND REVENUE	-4,890,000	0	-4,890,000	-1,352,165.46	-3,537,834.54	27.7%	
TOTAL STORMWATER ENTERPRISE FUND	-4,890,000	0	-4,890,000	-1,352,165.46	-3,537,834.54	27.7%	
TOTAL REVENUES	-4,890,000	0	-4,890,000	-1,352,165.46	-3,537,834.54		

Stormwater Enterprise

Fund

401

Expenditures

YEAR-TO-DATE BUDGET REPORT

FOR 2024 05

ACCOUNTS FOR:	ORIGINAL	TRANFRS/	REVISED				AVAILABLE	PCT
401 STORMWATER ENTERPRISE FUND	APPROP	ADJSTMTS	BUDGET	YTD EXPENDED	ENCUMBRANCES	BUDGET	USED	
40180005 STORMWATER FUND EXPENSE								
40180005 500120 FULL TIME SALAR	258,128	0	258,128	61,118.66	.00	197,009.34	23.7%	
40180005 500125 COMPENSATED ABS	9,307	0	9,307	.00	.00	9,307.00	.0%	
40180005 500210 FICA & MICA TAX	20,458	0	20,458	4,521.51	.00	15,936.49	22.1%	
40180005 500220 RETIREMENT CONT	30,976	0	30,976	6,980.25	.00	23,995.75	22.5%	
40180005 500230 LIFE & HEALTH I	50,135	0	50,135	14,206.26	.00	35,928.74	28.3%	
40180005 500310 PROFESSIONAL SE	6,300	0	6,300	1,595.16	4,704.84	.00	100.0%	
40180005 500314 PROFESSIONAL SE	9,500	18,277	27,777	15,473.10	2,803.40	9,500.00	65.8%	
40180005 500340 CONTRACTUAL SER	1,023,876	54,000	1,077,876	477,336.53	392,538.30	208,001.17	80.7%	
40180005 500400 TRAVEL & PER DI	4,541	0	4,541	.00	.00	4,541.00	.0%	
40180005 500440 RENTALS & LEASE	105,753	0	105,753	104,802.92	.00	950.08	99.1%	
40180005 500470 PRINTING & BIND	500	0	500	399.00	1.00	100.00	80.0%	
40180005 500490 OTHER CURRENT C	60,000	0	60,000	15,277.41	.00	44,722.59	25.5%	
40180005 500520 OPERATING SUPPL	30,300	0	30,300	5,842.44	.00	24,457.56	19.3%	
40180005 500522 OPERATING SUPPL	61,600	0	61,600	.00	.00	61,600.00	.0%	
40180005 500540 DUES/SUBSCRIPTI	5,100	0	5,100	2,450.00	.00	2,650.00	48.0%	
40180005 500633 IMPRV - STREET	0	554,000	554,000	.00	554,000.00	.00	100.0%	
40180005 500650 CONSTRUCTION IN	1,600,000	2,720,315	4,320,315	150,271.41	2,978,713.99	1,191,329.85	72.4%	
40180005 500710 DEBT SERVICE -	429,173	0	429,173	107,293.26	.00	321,879.74	25.0%	
40180005 500720 DEBT SERVICE -	145,983	0	145,983	36,495.75	.00	109,487.25	25.0%	
TOTAL STORMWATER FUND EXPENSE	3,851,630	3,346,592	7,198,222	1,004,063.66	3,932,761.53	2,261,396.56	68.6%	
TOTAL STORMWATER ENTERPRISE FUND	3,851,630	3,346,592	7,198,222	1,004,063.66	3,932,761.53	2,261,396.56	68.6%	
TOTAL EXPENSES	3,851,630	3,346,592	7,198,222	1,004,063.66	3,932,761.53	2,261,396.56		

Parking Fund

402

Balance Sheet

BALANCE SHEET FOR 2024 5

FUND: 402 PARKING FUND			NET CHANGE FOR PERIOD	ACCOUNT BALANCE
ASSETS				
402	104000	EQUITY IN POOLED CASH	.00	42,803.65
		TOTAL ASSETS	.00	42,803.65
LIABILITIES				
402	223000	DEFERRED REVENUE	.00	-1,140.00
		TOTAL LIABILITIES	.00	-1,140.00
FUND BALANCE				
402	241000	APPROPRIATIONS	.00	-7,000.00
402	242000	EXPENDITURE CONTROL	.00	6,970.45
402	243000	ENCUMBRANCES	.00	29.55
402	245000	FUND BALANCE-RESV FOR ENCUMB	.00	86,873.83
402	245001	BUDGETARY FB-RESV FOR ENCUMB	.00	-29.55
402	271000	FUND BALANCE-UNRES/UNDES	.00	-135,507.93
402	271001	BUDGETARY FUND BAL-UNRES	.00	7,000.00
		TOTAL FUND BALANCE	.00	-41,663.65
		TOTAL LIABILITIES + FUND BALANCE	.00	-42,803.65

Parking Fund

Fund

402

Expenditures

YEAR-TO-DATE BUDGET REPORT

FOR 2024 05									
ACCOUNTS FOR:		ORIGINAL	TRANFRS/	REVISED				AVAILABLE	PCT
402	PARKING FUND	APPROP	ADJSTMTS	BUDGET	YTD EXPENDED	ENCUMBRANCES		BUDGET	USED
40280005 PARKING FUND EXPENSE									
40280005	500520	OPERATING SUPPL	0	7,000	7,000	6,970.45	29.55	.00	100.0%
		TOTAL PARKING FUND EXPENSE	0	7,000	7,000	6,970.45	29.55	.00	100.0%
		TOTAL PARKING FUND	0	7,000	7,000	6,970.45	29.55	.00	100.0%
		TOTAL EXPENSES	0	7,000	7,000	6,970.45	29.55	.00	

OPEB Trust Fund

651

Balance Sheet

BALANCE SHEET FOR 2024 5

FUND: 651 OPEB TRUST FUND			NET CHANGE FOR PERIOD	ACCOUNT BALANCE
ASSETS				
651	104000	EQUITY IN POOLED CASH	.00	800,035.08
651	151006	INVESTMENT - FL.PALM	8,990.60	2,087,892.14
651	171000	ESTIMATED REVENUES	.00	400,000.00
651	172000	REVENUES	-8,990.60	-447,262.93
TOTAL ASSETS			.00	2,840,664.29
FUND BALANCE				
651	241000	APPROPRIATIONS	.00	-10,000.00
651	271000	FUND BALANCE-UNRES/UNDES	.00	-2,440,664.29
651	271001	BUDGETARY FUND BAL-UNRES	.00	-390,000.00
TOTAL FUND BALANCE			.00	-2,840,664.29
TOTAL LIABILITIES + FUND BALANCE			.00	-2,840,664.29

OPEB Trust Fund

651

Revenues

YEAR-TO-DATE BUDGET REPORT

FOR 2024 05								
ACCOUNTS FOR:	ORIGINAL	ESTIM REV	REVISED	ACTUAL YTD		REMAINING	PCT	
651 OPEB TRUST FUND	ESTIM REV	ADJSTMTS	EST REV	REVENUE		REVENUE	COLL	
6515000 OPEB-GENERAL GOV REVENUE								
6515000 361100 INTEREST INCOME	0	0	0	-47,262.93		47,262.93	100.0%	
6515000 381100 OPERATING TRANSF	-400,000	0	-400,000	-400,000.00		.00	100.0%	
TOTAL OPEB-GENERAL GOV REVENUE	-400,000	0	-400,000	-447,262.93		47,262.93	111.8%	
TOTAL OPEB TRUST FUND	-400,000	0	-400,000	-447,262.93		47,262.93	111.8%	
TOTAL REVENUES	-400,000	0	-400,000	-447,262.93		47,262.93		

OPEB Trust Fund

651

Expenditures

YEAR-TO-DATE BUDGET REPORT

FOR 2024 05								
ACCOUNTS FOR:	ORIGINAL	TRANFRS/	REVISED				AVAILABLE	PCT
651 OPEB TRUST FUND	APPROP	ADJSTMTS	BUDGET	YTD EXPENDED	ENCUMBRANCES		BUDGET	USED
65150005 OPEB GENERAL GOV EXPENSES								
65150005 500310 PROFESSIONAL SE	10,000	0	10,000	.00	.00		10,000.00	.0%
TOTAL OPEB GENERAL GOV EXPENSES	10,000	0	10,000	.00	.00		10,000.00	.0%
TOTAL OPEB TRUST FUND	10,000	0	10,000	.00	.00		10,000.00	.0%
TOTAL EXPENSES	10,000	0	10,000	.00	.00		10,000.00	

Pension Fund

652

Balance Sheet

BALANCE SHEET FOR 2024 5

FUND: 652 PENSION FUND			NET CHANGE FOR PERIOD	ACCOUNT BALANCE
ASSETS				
652	104000	EQUITY IN POOLED CASH	.00	-64,390.81
652	151007	INVESTMENT-PENSION	10,044.12	667,090.66
652	172000	REVENUES	-10,044.12	-57,972.81
	TOTAL ASSETS		.00	544,727.04
LIABILITIES				
652	207001	DUE TO DUE GEN FUND	.00	-5,266.41
	TOTAL LIABILITIES		.00	-5,266.41
FUND BALANCE				
652	241000	APPROPRIATIONS	.00	-7,111.81
652	242000	EXPENDITURE CONTROL	.00	1,450.25
652	243000	ENCUMBRANCES	.00	5,697.81
652	245000	FUND BALANCE-RESV FOR ENCUMB	.00	10,587.16
652	245001	BUDGETARY FB-RESV FOR ENCUMB	.00	-5,697.81
652	271000	FUND BALANCE-UNRES/UNDES	.00	-551,498.04
652	271001	BUDGETARY FUND BAL-UNRES	.00	7,111.81
	TOTAL FUND BALANCE		.00	-539,460.63
	TOTAL LIABILITIES + FUND BALANCE		.00	-544,727.04

Pension Fund

652

Revenues

YEAR-TO-DATE BUDGET REPORT

FOR 2024 05

ACCOUNTS FOR:	ORIGINAL	ESTIM REV	REVISED	ACTUAL YTD	REMAINING	PCT
652 PENSION FUND	ESTIM REV	ADJSTMTS	EST REV	REVENUE	REVENUE	COLL

6525000 PENSION FUND-GEN GOV REVENUE

6525000 361100 INTEREST INCOME	0	0	0	-3,490.71	3,490.71	100.0%
6525000 367100 CHANGE IN INVEST	0	0	0	-54,482.10	54,482.10	100.0%
TOTAL PENSION FUND-GEN GOV REVENUE	0	0	0	-57,972.81	57,972.81	100.0%
TOTAL PENSION FUND	0	0	0	-57,972.81	57,972.81	100.0%
TOTAL REVENUES	0	0	0	-57,972.81	57,972.81	

Pension Fund

652

Expenditures

YEAR-TO-DATE BUDGET REPORT

FOR 2024 05

ACCOUNTS FOR: 652 PENSION FUND	ORIGINAL APPROP	TRANFRS/ ADJSTMTS	REVISED BUDGET	YTD EXPENDED	ENCUMBRANCES	AVAILABLE BUDGET	PCT USED
-----------------------------------	--------------------	----------------------	-------------------	--------------	--------------	---------------------	-------------

65210005 PENSION FUND EXPENSE

65210005 500340 CONTRACTUAL SER	0	7,112	7,112	1,414.00	5,697.81	.00	100.0%
65210005 500360 PENSION BENEFIT	0	0	0	36.25	.00	-36.25	100.0%
TOTAL PENSION FUND EXPENSE	0	7,112	7,112	1,450.25	5,697.81	-36.25	100.5%
TOTAL PENSION FUND	0	7,112	7,112	1,450.25	5,697.81	-36.25	100.5%
TOTAL EXPENSES	0	7,112	7,112	1,450.25	5,697.81	-36.25	

General Fixed Assets Fund

900

Balance Sheet

BALANCE SHEET FOR 2024 5

FUND: 900 GENERAL FIXED ASSETS			NET CHANGE FOR PERIOD	ACCOUNT BALANCE
ASSETS				
900	161900	LAND	.00	79,970,763.80
900	162900	BUILDINGS	.00	83,173,306.18
900	163900	ACCUMULATED DEPRE - BLDGS	.00	-12,473,881.66
900	164900	INFRASTRUCTURE - ROADS	.00	143,475,117.91
900	164950	PUBLIC DOMAIN & SYSTEM IFRAS.	.00	7,193,940.00
900	165900	ACCUMULATED DEPR- ROADS	.00	-92,819,798.59
900	165950	ACCUM DEPR PUB DOM & SYS INFRA	.00	-5,333,489.03
900	166900	EQUIPMENT & FURNITURE	.00	23,536,090.93
900	166950	VEHICLES	.00	14,182,501.26
900	167900	ACCUMULATED DEPR- EQUIP & FURN	.00	-20,991,382.33
900	167950	ACCUMULATED DEPRECIATION VEH	.00	-11,127,017.44
900	169900	CONSTRUCTION IN PROGRESS	.00	7,996,766.76
900	169901	CONST. IN PROGRESS-BOND	.00	93,687,494.40
	TOTAL ASSETS		.00	310,470,412.19
FUND BALANCE				
900	271000	FUND BALANCE-UNRES/UNDES	.00	16,274,073.28
900	280000	INVESTMENTS - GEN FIXED ASSETS	.00	-326,744,485.47
	TOTAL FUND BALANCE		.00	-310,470,412.19
	TOTAL LIABILITIES + FUND BALANCE		.00	-310,470,412.19

General Fixed Assets

Long-Term Fund

950

Balance Sheet

BALANCE SHEET FOR 2024 5

FUND: 950 LONG-TERM DEBT			NET CHANGE FOR PERIOD	ACCOUNT BALANCE
ASSETS				
950	154001	DEF.OUTFLOW-REFUNDING GAIN	.00	43,801.66
950	180000	AMT AVAIL IN DBT SVC FUNDS	.00	189,374,553.34
	TOTAL ASSETS		.00	189,418,355.00
LIABILITIES				
950	203800	LOAN PAYABLE-AXON PD TASERS	.00	-208,811.75
950	203900	LOAN PAYABLE LT - 2006A	.00	-2,567,321.52
950	203901	LOAN PAYABLE LT - 2007A	.00	-2,572,494.41
950	203902	LOAN PAYABLE - 2007B	.00	-356,749.51
950	203903	LOAN PAYABLE - QNIP	.00	-640,010.00
950	210900	COMPSEN ABSENSES - LT	.00	-4,173,300.70
950	210950	EMPLOYEE COMP LT - OPEB	.00	-1,354,838.00
950	230900	G.O. BOND 2019 - LT	.00	-43,305,382.75
950	230902	G.O. BOND 2021 - LT	.00	-101,301,229.70
950	239900	OTHER LONG-TERM LIAB.PENSION	.00	-29,458,626.00
950	239901	L/T LIAB.ELEC.OFF.PENSION	.00	-3,435,789.00
	TOTAL LIABILITIES		.00	-189,374,553.34
FUND BALANCE				
950	271000	FUND BALANCE-UNRES/UNDES	.00	-43,801.66
	TOTAL FUND BALANCE		.00	-43,801.66
	TOTAL LIABILITIES + FUND BALANCE		.00	-189,418,355.00

** END OF REPORT - Generated by Alfred Pereira **

Accounts Payable Check Register

AP CHECK RECONCILIATION REGISTER

FOR CASH ACCOUNT: 000 101001

FOR: All Except Stale

CHECK #	CHECK DATE	TYPE	VENDOR NAME	UNCLEARED	CLEARED	BATCH	CLEAR DATE
251528	03/01/2024	PRINTED	000028 FLORIDA MUNICIPAL INSURAN	237,181.00			
251529	03/06/2024	PRINTED	007094 AMATEUR ATHLETIC UNION OF	114.00			
251530	03/06/2024	PRINTED	007478 ANTHONY SLEIMAN	600.00			
251531	03/06/2024	PRINTED	006136 DORA FARFAN	2,160.00			
251532	03/06/2024	PRINTED	001730 DORAL ACE HARDWARE	181.55			
251533	03/06/2024	PRINTED	008779 EXPRESS WASTE OF MIAMI IN	525.00			
251534	03/06/2024	PRINTED	001236 HERITAGE LANDSCAPE SUPPLY	28.24			
251535	03/06/2024	PRINTED	005497 CITIBANK, NA	1,096.93			
251536	03/06/2024	PRINTED	008252 LIFESAFETY MANAGEMENT	4,900.00			
251537	03/06/2024	PRINTED	008846 MASTER MECHANICAL SERVICE	825.00			
251538	03/06/2024	PRINTED	008433 MIA PHOTO BOOTH	600.00			
251539	03/06/2024	PRINTED	000374 MIAMI-DADE WATER & SEWER	217.49			
251540	03/06/2024	PRINTED	000374 MIAMI-DADE WATER & SEWER	217.49			
251541	03/06/2024	PRINTED	000374 MIAMI-DADE WATER & SEWER	11.50			
251542	03/06/2024	PRINTED	000374 MIAMI-DADE WATER & SEWER	830.87			
251543	03/06/2024	PRINTED	000374 MIAMI-DADE WATER & SEWER	727.65			
251544	03/06/2024	PRINTED	000374 MIAMI-DADE WATER & SEWER	11.50			
251545	03/06/2024	PRINTED	007630 MILIANI CONSTRUCTION CORP	65,609.00			
251546	03/06/2024	PRINTED	007606 MIND & MELODY INC	950.00			
251547	03/06/2024	PRINTED	001148 MUSCO COROPORATION	300.00			
251548	03/06/2024	PRINTED	005319 PAR MIAMI CORP	1,249.50			
251549	03/06/2024	PRINTED	006044 SERGIO'S RESTAURANT NO. 6	648.58			
251550	03/06/2024	PRINTED	001246 SOLCAR ELECTRIC , INC.	650.00			
251551	03/06/2024	PRINTED	000289 TIP TOP ENTERPRISES, INC	31,580.00			
251552	03/06/2024	PRINTED	005456 VARSITY BRANDS HOLDINGS C	210.00			
251553	03/06/2024	PRINTED	000934 GRAINGER	513.62			
251554	03/06/2024	PRINTED	008021 AL-VENTO EVENT PRODUCTION	800.00			
251555	03/06/2024	PRINTED	002247 AMAZON CAPITAL SERVICES	78.41			
251556	03/06/2024	PRINTED	003751 BCC ENGINEERING, INC.	1,686.20			
251557	03/06/2024	PRINTED	007239 BOZARD FORD CO	25,874.00			
251558	03/06/2024	PRINTED	005026 CORE YOGA, LLC	1,620.00			
251559	03/06/2024	PRINTED	005648 D & D 1523 LLC	329.70			
251560	03/06/2024	PRINTED	001871 EQUIFAX INFORMATION SVCS	36.05			
251561	03/06/2024	PRINTED	008309 FEDEX OFFICE AND PRINT SE	31.59			
251562	03/06/2024	PRINTED	007682 FLORES NURSERY INC.	990.00			
251563	03/06/2024	PRINTED	000257 FPL	263.64			
251564	03/06/2024	PRINTED	003544 FUN EXPRESS LLC	568.54			
251565	03/06/2024	PRINTED	003771 GANNETT FLEMING, INC.	20,371.33			
251566	03/06/2024	PRINTED	008274 GRENERLY ENTERPRISES LLC	760.00			
251567	03/06/2024	PRINTED	001567 H & R PAVING	13,425.30			
251568	03/06/2024	PRINTED	000749 FAU	4,000.00			
251569	03/06/2024	PRINTED	007848 KARMI ENVIRONMENTAL LLC	77.00			
251570	03/06/2024	PRINTED	001323 LAW ENFORCEMENT PSYCHOLOG	325.00			
251571	03/06/2024	PRINTED	006527 M&J SUNSHINE CORP	1,738.00			
251572	03/06/2024	PRINTED	006729 MARCELO LANDAU	2,000.00			
251573	03/06/2024	PRINTED	000066 MIAMI-DADE COUNTY SOLID W	655.11			
251574	03/06/2024	PRINTED	007339 NEXAIR LLC.	118.90			
251575	03/06/2024	PRINTED	006991 NUEVITAS LAWN MOWER INC	585.00			
251576	03/06/2024	PRINTED	007978 PARTY ANIMAL PRODUCTIONS	1,720.00			
251577	03/06/2024	PRINTED	006103 PUBLIC SAFETY SUPPLY	16,122.31			
251578	03/06/2024	PRINTED	000225 PUBLIX SUPER MARKETS, INC	125.62			
251579	03/06/2024	PRINTED	008762 SIGN SOLUTIONS USA LLC	501.45			

AP CHECK RECONCILIATION REGISTER

FOR CASH ACCOUNT: 000 101001

FOR: All Except Stale

CHECK #	CHECK DATE	TYPE	VENDOR NAME	UNCLEARED	CLEARED	BATCH	CLEAR DATE
251580	03/06/2024	PRINTED	007962 STRATOS KEY GROUP	480.00			
251581	03/06/2024	PRINTED	006790 SUNSHINE GASOLINE DISTRIB	33,220.65			
251582	03/06/2024	PRINTED	008299 PFM ASSET MANAGEMENT LLC	5,250.16			
251583	03/06/2024	PRINTED	005861 VERMONT SYSTEMS, INC	262.50			
251584	03/06/2024	PRINTED	007711 WORLD MOTOR CORP	4,937.50			
251585	03/07/2024	PRINTED	001210 AIRPORT MEDICAL SOLUTIONS	1,073.00			
251586	03/07/2024	PRINTED	002247 AMAZON CAPITAL SERVICES	555.33			
251587	03/07/2024	PRINTED	000002 AT&T	247.00			
251588	03/07/2024	PRINTED	000002 AT&T	271.82			
251589	03/07/2024	PRINTED	006351 AT&T MOBILITY	5,552.19			
251590	03/07/2024	PRINTED	000180 B&H PHOTO VIDEO	13,545.16			
251591	03/07/2024	PRINTED	000515 CDW GOVERNMENT INC	590.21			
251592	03/07/2024	PRINTED	007052 CLOUD COMPUTING CONCEPTS	9,505.52			
251593	03/07/2024	PRINTED	005475 COMCAST CORPORATION	652.99			
251594	03/07/2024	PRINTED	005475 COMCAST CORPORATION	334.09			
251595	03/07/2024	PRINTED	005475 COMCAST CORPORATION	916.04			
251596	03/07/2024	PRINTED	005648 D & D 1523 LLC	288.10			
251597	03/07/2024	PRINTED	006458 DG INVESTMENT INTERMEDIAT	4,242.64			
251598	03/07/2024	PRINTED	005339 EMBARK SAFETY, LLC	477.55			
251599	03/07/2024	PRINTED	006700 HECTOR M. AGUILA	715.00			
251600	03/07/2024	PRINTED	000374 MIAMI-DADE WATER & SEWER	23.00			
251601	03/07/2024	PRINTED	004889 FIVE GROUP INTERNATIONAL,	112.00			
251602	03/07/2024	PRINTED	003355 NATIONAL MARKETING, LLC	6,333.33			
251603	03/07/2024	PRINTED	000777 PELAGUS HOLDINGS, LLC	255.00			
251604	03/07/2024	PRINTED	000105 QUALITY WIRING, INC.	247.00			
251605	03/07/2024	PRINTED	002701 SHI CORP.	2,542.91			
251606	03/07/2024	PRINTED	003023 SIMPLIFILE, LLC	115.00			
251607	03/07/2024	PRINTED	002221 STAPLES ADVANTAGE	238.95			
251608	03/07/2024	PRINTED	006281 SUNSHINE COMPUTERS AND SO	51,887.41			
251609	03/07/2024	PRINTED	008034 TOSHIBA AMERICA BUSINESS	2,655.23			
251610	03/07/2024	PRINTED	001279 WATT MEDIA, INC.	135.00			
251611	03/07/2024	PRINTED	003838 CITY OF DORAL - PARKS AND	1,500.00			
251612	03/07/2024	PRINTED	005682 INTERFLEX PAYMENTS, LLC	3,068.98			
251613	03/07/2024	VOID	005682 INTERFLEX PAYMENTS, LLC	.00			
251614	03/07/2024	PRINTED	002247 AMAZON CAPITAL SERVICES	1,399.00			
251615	03/07/2024	PRINTED	000170 THE CORRADINO GROUP, INC.	1,640.00			
251616	03/07/2024	PRINTED	005648 D & D 1523 LLC	5,041.50			
251617	03/07/2024	PRINTED	008357 EQUIPMENT DEVELOPMENT CO,	408.49			
251618	03/07/2024	PRINTED	003290 PIVOTAL UTILITY HOLDING,	499.18			
251619	03/07/2024	PRINTED	000037 GALLOWAY OFFICE PRODUCTS	262.40			
251620	03/07/2024	PRINTED	003238 GLOBAL TRADING, INC.	1,249.50			
251621	03/07/2024	PRINTED	004392 JOELI PRIETO	680.72			
251622	03/07/2024	PRINTED	000014 MIAMI DADE COUNTY LEAGUE	120.00			
251623	03/07/2024	PRINTED	000374 MIAMI-DADE WATER & SEWER	1,611.96			
251624	03/07/2024	PRINTED	008871 MIGUEL JIMENEZ	121.50			
251625	03/07/2024	PRINTED	004889 FIVE GROUP INTERNATIONAL,	259.50			
251626	03/07/2024	PRINTED	001399 GENUINE AUTO PARTS	451.44			
251627	03/07/2024	PRINTED	000263 NESTLE WATERS OF NORTH AM	584.34			
251628	03/07/2024	PRINTED	006140 PETROLEUM SERVICES & RENO	1,900.00			
251629	03/07/2024	PRINTED	007358 SIJ HOLDINGS LLC	3,154.03			
251630	03/07/2024	PRINTED	007670 SOUTHERN FLORIDA ASSOCIAT	300.00			
251631	03/07/2024	PRINTED	005260 TIRESOLES OF BROWARD, INC	5,022.96			

AP CHECK RECONCILIATION REGISTER

FOR CASH ACCOUNT: 000 101001

FOR: All Except Stale

CHECK #	CHECK DATE	TYPE	VENDOR NAME	UNCLEARED	CLEARED	BATCH	CLEAR DATE
251632	03/07/2024	PRINTED	008605 VALENTINA CORTES GUERRERO	33.85			
251633	03/07/2024	PRINTED	005972 WOODLAND LODGE PET RESORT	90.00			
251634	03/12/2024	PRINTED	002128 AMERICAN EXPRESS-OFFICES	6,364.84			
251635	03/12/2024	PRINTED	002247 AMAZON CAPITAL SERVICES	1,603.42			
251636	03/12/2024	PRINTED	001574 AMERICAN FASTENER CORP.	158.75			
251637	03/12/2024	PRINTED	008733 AVIS BUDGET GROUP, INC.	743.65			
251638	03/12/2024	PRINTED	004104 CERDEIRAS, MARIA V	100.00			
251639	03/12/2024	PRINTED	000102 COMMUNICATIONS INTERNATIO	166.13			
251640	03/12/2024	PRINTED	001223 OCCUPATIONAL HEALTH CENTE	467.00			
251641	03/12/2024	PRINTED	006750 DIGITAL ASSURANCE	1,500.00			
251642	03/12/2024	PRINTED	004925 GROUPO EDITORIAL EL VENEZ	1,250.00			
251643	03/12/2024	PRINTED	005937 EMERGE AMERICAS, LLC	7,000.00			
251644	03/12/2024	PRINTED	007682 FLORES NURSERY INC.	1,350.00			
251645	03/12/2024	PRINTED	006349 FRAGA,MENDOZA ENTERPRISES	1,225.00			
251646	03/12/2024	PRINTED	003238 GLOBAL TRADING, INC.	1,395.49			
251647	03/12/2024	PRINTED	005497 CITIBANK, NA	3,719.96			
251648	03/12/2024	PRINTED	000083 KPE3 (A) GROUP LLC	1,390.96			
251649	03/12/2024	PRINTED	001350 LOU'S POLICE DISTRIBUTORS	3,063.00			
251650	03/12/2024	PRINTED	007712 MUNICIPAL EMERGENCY SERVI	759.66			
251651	03/12/2024	PRINTED	002859 NMS MANAGEMENT SERVICES I	334.00			
251652	03/12/2024	PRINTED	000225 PUBLIX SUPER MARKETS, INC	129.60			
251653	03/12/2024	PRINTED	008735 TEXAS ROAD HOUSE	380.00			
251654	03/12/2024	PRINTED	005411 TRANS UNION RISK AND ALTE	191.20			
251655	03/12/2024	PRINTED	005456 VARSITY BRANDS HOLDINGS C	891.00			
251656	03/12/2024	PRINTED	004835 WEX BANK	1,581.20			
251657	03/12/2024	PRINTED	006806 BRINK'S INCORPORATED	682.92			
251658	03/12/2024	PRINTED	005648 D & D 1523 LLC	129.65			
251659	03/12/2024	PRINTED	000257 FPL	243.79			
251670	03/12/2024	PRINTED	001664 COLONIAL LIFE	677.97			
251671	03/12/2024	PRINTED	008309 FEDEX OFFICE AND PRINT SE	41.59			
251672	03/12/2024	PRINTED	001814 PRE-PAID LEGAL SERVICES	1,033.75			
251673	03/12/2024	PRINTED	001311 COMPBENEFITS COMPANY	74.70			
251674	03/12/2024	PRINTED	001311 COMPBENEFITS COMPANY	2,873.15			
251675	03/13/2024	PRINTED	006085 AETNA LIFE INSURANCE COMP	545,418.89			
251676	03/13/2024	PRINTED	007644 300 ENGINEERING GROUP P.A	8,652.50			
251677	03/13/2024	PRINTED	002247 AMAZON CAPITAL SERVICES	675.90			
251678	03/13/2024	PRINTED	006321 BRIDGEPAY NETWORK Solutio	115.20			
251679	03/13/2024	PRINTED	003838 CITY OF DORAL - PARKS AND	200.00			
251680	03/13/2024	PRINTED	005648 D & D 1523 LLC	854.57			
251681	03/13/2024	PRINTED	001435 DORAL LINCOLN MERCURY	240.50			
251682	03/13/2024	PRINTED	005660 E-SCRAP, INC	255.00			
251683	03/13/2024	PRINTED	006250 ECONOMIC ELECTRIC MOTORS	2,433.33			
251684	03/13/2024	PRINTED	000257 FPL	64.11			
251685	03/13/2024	PRINTED	005836 GREAT WASTE & RECYCLING S	103.82			
251686	03/13/2024	PRINTED	005497 CITIBANK, NA	2,065.02			
251687	03/13/2024	PRINTED	005682 AMERFLEX BUSINESS Solutio	260.70			
251688	03/13/2024	PRINTED	007848 KARMI ENVIRONMENTAL LLC	105.00			
251689	03/13/2024	PRINTED	000374 MIAMI-DADE WATER & SEWER	388.80			
251690	03/13/2024	PRINTED	000374 MIAMI-DADE WATER & SEWER	4,258.90			
251691	03/13/2024	PRINTED	004889 FIVE GROUP INTERNATIONAL,	390.00			
251692	03/13/2024	PRINTED	004107 SKYWAY SUPPLY, INC	273.73			
251693	03/13/2024	PRINTED	008030 THE PLAYER'S CONNECTION	955.05			

AP CHECK RECONCILIATION REGISTER

FOR CASH ACCOUNT: 000 101001

FOR: All Except Stale

CHECK #	CHECK DATE	TYPE	VENDOR NAME	UNCLEARED	CLEARED	BATCH	CLEAR DATE
251694	03/13/2024	PRINTED	006725 UNITED STATES SERVICE	12,269.67			
251695	03/13/2024	PRINTED	008415 VRC COMPANIES, LLC	108.98			
251696	03/13/2024	PRINTED	008415 VRC COMPANIES, LLC	2,728.39			
251697	03/13/2024	PRINTED	007711 WORLD MOTOR CORP	5,167.75			
251698	03/15/2024	PRINTED	006085 AETNA LIFE INSURANCE COMP	533,945.86			
251699	03/15/2024	PRINTED	008832 ALFREDO ORTEGA	133.67			
251700	03/15/2024	PRINTED	003838 CITY OF DORAL - PARKS AND	1,250.00			
251701	03/15/2024	PRINTED	003401 FRENCH, NATALIE	76.83			
251702	03/15/2024	PRINTED	002781 GLOCK PROFESSIONAL, INC.	250.00			
251703	03/15/2024	PRINTED	005682 INTERFLEX PAYMENTS, LLC	3,614.87			
251704	03/15/2024	PRINTED	004552 FL CRIME PREVENTION TRAIN	640.00			
251705	03/15/2024	PRINTED	008605 VALENTINA CORTES GUERRERO	64.97			
251706	03/15/2024	PRINTED	000832 AMERICAN FAMILY LIFE ASSU	7,792.42			
251707	03/15/2024	PRINTED	007875 MUTUAL OF OMAHA	23,378.68			
251708	03/15/2024	PRINTED	006714 INFINITE EVENT RENTALS &	3,210.00			
251709	03/15/2024	PRINTED	008868 PREMIER BOUNCE N SLIDE PA	10,000.00			
251710	03/15/2024	PRINTED	000810 ALL AMERICAN BARRICADES	1,493.50			
251711	03/15/2024	PRINTED	008015 BARBARITO GONZALEZ	1,840.00			
251712	03/15/2024	PRINTED	006932 BEEFREE LLC	30,557.80			
251713	03/15/2024	PRINTED	000515 CDW GOVERNMENT INC	1,960.00			
251714	03/15/2024	PRINTED	004104 CERDEIRAS, MARIA V	990.00			
251715	03/15/2024	PRINTED	002246 CITY OF DORAL - BUILDING	119.93			
251716	03/15/2024	PRINTED	002246 CITY OF DORAL - BUILDING	119.87			
251717	03/15/2024	PRINTED	003001 DORAL FAMILY JOURNAL	1,000.00			
251718	03/15/2024	PRINTED	008869 E & A SUPPLY CORPORATION	399.00			
251719	03/15/2024	PRINTED	005073 FLORIDA BULLET, INC	12,215.30			
251720	03/15/2024	PRINTED	003544 FUN EXPRESS LLC	2,508.96			
251721	03/15/2024	PRINTED	006494 GLASS TECH ENGINEERING IN	375.00			
251722	03/15/2024	PRINTED	003238 GLOBAL TRADING, INC.	216.00			
251723	03/15/2024	PRINTED	005497 CITIBANK, NA	1,379.31			
251724	03/15/2024	PRINTED	007247 JUNIPER LANDSCAPING OF FL	900.00			
251725	03/15/2024	PRINTED	007247 JUNIPER LANDSCAPING OF FL	515.24			
251726	03/15/2024	PRINTED	007247 JUNIPER LANDSCAPING OF FL	1,623.72			
251727	03/15/2024	PRINTED	000384 KIMLEY-HORN & ASSOCIATES,	10,730.00			
251728	03/15/2024	PRINTED	001350 LOU'S POLICE DISTRIBUTORS	64.98			
251729	03/15/2024	PRINTED	008600 MIAMI PARTY ENTERTAINMENT	930.00			
251730	03/15/2024	PRINTED	001473 MIAMI-DADE COUNTY	115.00			
251731	03/15/2024	PRINTED	007712 MUNICIPAL EMERGENCY SERVI	1,602.04			
251732	03/15/2024	PRINTED	006532 NATIVE TREE NURSERY INC	550.00			
251733	03/15/2024	PRINTED	005319 PAR MIAMI CORP	406.76			
251734	03/15/2024	PRINTED	001246 SOLCAR ELECTRIC , INC.	650.00			
251735	03/15/2024	PRINTED	001022 TROPICAL TRAILER LEASING,	375.00			
251736	03/15/2024	PRINTED	005474 YAMILA IMAGES CORP	900.00			
251737	03/15/2024	PRINTED	008240 NAILED IT A HERNANDEZ WIL	775.00			
251738	03/15/2024	PRINTED	007610 ADVANCED ROOFING	1,641.56			
251739	03/15/2024	PRINTED	000832 AMERICAN FAMILY LIFE ASSU	11,688.63			
251740	03/15/2024	PRINTED	002247 AMAZON.COM LLC	168.18			
251741	03/15/2024	PRINTED	000412 DEPARTMENT OF BUSINESS &	17,682.66			
251742	03/15/2024	PRINTED	004510 DORAL ACADEMY CHARTER SCH	6,000.00			
251743	03/15/2024	PRINTED	007682 FLORES NURSERY INC.	951.00			
251744	03/15/2024	PRINTED	000257 FPL	2,984.97			
251745	03/15/2024	PRINTED	000483 GOREN, CHEROF, DOODY & EZ	7,500.00			

AP CHECK RECONCILIATION REGISTER

FOR CASH ACCOUNT: 000 101001

FOR: All Except Stale

CHECK #	CHECK DATE	TYPE	VENDOR NAME	UNCLEARED	CLEARED	BATCH	CLEAR DATE
251746	03/15/2024	PRINTED	005836 GREAT WASTE & RECYCLING S	415.26			
251747	03/15/2024	PRINTED	005497 CITIBANK, NA	37.88			
251748	03/15/2024	PRINTED	007834 IMPERIAL DADE	766.00			
251749	03/15/2024	PRINTED	005682 INTERFLEX PAYMENTS, LLC	5,111.21			
251750	03/15/2024	PRINTED	000396 INTERNATIONAL FOOTWEAR, I	1,562.75			
251751	03/15/2024	PRINTED	000083 KPE3 (A) GROUP LLC	160.76			
251752	03/15/2024	PRINTED	001150 LIMOUSINES OF SOUTH FLORI	241,929.91			
251753	03/15/2024	PRINTED	004356 MAGGOLC, INC	48,090.00			
251754	03/15/2024	PRINTED	000822 METRO EXPRESS, INC	36,345.00			
251755	03/15/2024	PRINTED	008496 NABORS, GIBLIN & NICKERSO	70,972.65			
251756	03/15/2024	PRINTED	006960 OES GLOBAL INC.	1,174.52			
251757	03/15/2024	PRINTED	001076 PARKS & POLICE 4 KIDS	1,953.75			
251758	03/15/2024	PRINTED	007941 SCHOOL FOR ADVANCED STUDI	6,000.00			
251759	03/15/2024	PRINTED	000630 VICTORIA'S PLANT DESIGNS	1,814.68			
251760	03/15/2024	PRINTED	000934 GRAINGER	67.60			
251761	03/18/2024	PRINTED	008737 DORAL VOICE CORPORATION	6,240.00			
251762	03/18/2024	PRINTED	006518 SUPERIOR LANDSCAPING	4,987.50			
251763	03/18/2024	PRINTED	002224 AMERICAN EXPRESS - CLERK	777.38			
251764	03/18/2024	PRINTED	008841 AMERICAN EXPRESS - FINANC	61.25			
251765	03/18/2024	PRINTED	008839 AMERICAN EXPRESS - HUMAN	2,743.50			
251766	03/18/2024	PRINTED	002225 AMERICAN EXPRESS - PARKS	3,532.26			
251767	03/18/2024	PRINTED	008838 AMERICAN EXPRESS - PLANNI	1,915.47			
251768	03/18/2024	PRINTED	008840 AMERICAN EXPRESS - PUBLIC	493.00			
251769	03/18/2024	PRINTED	004635 AMERICAN EXPRESS- IT	1,957.70			
251770	03/18/2024	PRINTED	002128 AMERICAN EXPRESS-OFFICES	517.86			
251771	03/18/2024	PRINTED	002129 AMERICAN EXPRESS-POLICE C	2,944.96			
251772	03/18/2024	PRINTED	002591 AMERICAN EXPRESS-PUBLIC W	3,603.46			
251773	03/19/2024	PRINTED	008418 N.E.W. C ARPET INC.	9,525.20			
251774	03/21/2024	PRINTED	001210 AIRPORT MEDICAL SOLUTIONS	261.00			
251775	03/21/2024	PRINTED	002247 AMAZON CAPITAL SERVICES	648.12			
251776	03/21/2024	PRINTED	001574 AMERICAN FASTENER CORP.	47.85			
251777	03/21/2024	PRINTED	005648 D & D 1523 LLC	750.77			
251778	03/21/2024	PRINTED	001435 DORAL LINCOLN MERCURY	1,427.52			
251779	03/21/2024	PRINTED	005073 FLORIDA BULLET, INC	4,475.90			
251780	03/21/2024	PRINTED	000257 FPL	19,740.41			
251781	03/21/2024	PRINTED	006669 GREAT COLLEGE TOWNS LLC.	1,250.00			
251782	03/21/2024	PRINTED	000083 KPE3 (A) GROUP LLC	179.91			
251783	03/21/2024	PRINTED	000061 LAW OFFICES OF JOHN H. HE	560.00			
251784	03/21/2024	PRINTED	000066 MIAMI-DADE COUNTY SOLID W	250.21			
251785	03/21/2024	PRINTED	000014 MIAMI DADE COUNTY LEAGUE	120.00			
251786	03/21/2024	PRINTED	004889 FIVE GROUP INTERNATIONAL,	417.00			
251787	03/21/2024	PRINTED	002389 MUJICA, MARIA GABRIELA	300.00			
251788	03/21/2024	PRINTED	007712 MUNICIPAL EMERGENCY SERVI	764.17			
251789	03/21/2024	PRINTED	000225 PUBLIX SUPER MARKETS, INC	16.78			
251790	03/21/2024	PRINTED	008818 SFM LANDSCAPE SERVICES, L	43,180.06			
251791	03/21/2024	PRINTED	008259 SPECIALTY PUBLICATIONS OF	5,000.00			
251792	03/21/2024	PRINTED	002221 STAPLES ADVANTAGE	90.66			
251793	03/21/2024	PRINTED	001168 ULINE	1,985.78			
251794	03/21/2024	PRINTED	002247 AMAZON CAPITAL SERVICES	28.78			
251795	03/21/2024	PRINTED	007997 ANDRES RODRIGUEZ	40.00			
251796	03/21/2024	PRINTED	001311 COMPBENEFITS COMPANY	74.70			
251797	03/21/2024	PRINTED	001311 COMPBENEFITS COMPANY	2,958.76			

AP CHECK RECONCILIATION REGISTER

FOR CASH ACCOUNT: 000 101001

FOR: All Except Stale

CHECK #	CHECK DATE	TYPE	VENDOR NAME	UNCLEARED	CLEARED	BATCH	CLEAR DATE
251798	03/21/2024	PRINTED	005648 D & D 1523 LLC	133.40			
251799	03/21/2024	PRINTED	005073 FLORIDA BULLET, INC	9,598.00			
251800	03/21/2024	PRINTED	004582 GUARDIAN FUELING TECHNOLO	2,023.04			
251801	03/21/2024	PRINTED	005682 INTERFLEX PAYMENTS, LLC	1,529.48			
251802	03/21/2024	PRINTED	004889 FIVE GROUP INTERNATIONAL,	35.00			
251803	03/21/2024	PRINTED	000777 PELAGUS HOLDINGS, LLC	189.72			
251804	03/21/2024	PRINTED	006103 PUBLIC SAFETY SUPPLY	30,332.62			
251805	03/21/2024	PRINTED	000225 PUBLIX SUPER MARKETS, INC	17.96			
251806	03/21/2024	PRINTED	002221 STAPLES ADVANTAGE	35.62			
251807	03/21/2024	PRINTED	006790 SUNSHINE GASOLINE DISTRIB	49,142.24			
251808	03/21/2024	PRINTED	006518 SUPERIOR LANDSCAPING	4,987.50			
251809	03/21/2024	PRINTED	006972 TMCAA INC.	2,209.41			
251810	03/21/2024	PRINTED	008837 AMERICAN EXPRESS - PROCUR	290.00			
251811	03/21/2024	PRINTED	002214 AMERICAN EXPRESS - BUILD	4,202.61			
251812	03/21/2024	PRINTED	007268 KAUFMAN LYNN CONSTRUCTION	38,297.69			
251813	03/21/2024	PRINTED	007307 KVC CONSTRUCTORS INC.	8,413.20			
251814	03/22/2024	PRINTED	007307 KVC CONSTRUCTORS INC	442.80			
251815	03/22/2024	PRINTED	001561 ADA ENGINEERING, INC.	42,589.98			
251816	03/22/2024	PRINTED	003771 GANNETT FLEMING, INC.	1,980.00			
251817	03/22/2024	PRINTED	002247 AMAZON CAPITAL SERVICES	405.84			
251818	03/22/2024	PRINTED	005850 AMERICAN TESTING AND INSP	142.50			
251819	03/22/2024	PRINTED	006999 BROPHY ASSOCIATES INC.	6,200.00			
251820	03/22/2024	PRINTED	004388 CEM PRINT & MARKETING LLC	595.00			
251821	03/22/2024	PRINTED	001171 CRISTI'S DANCE STUDIO	1,898.40			
251822	03/22/2024	PRINTED	005648 D & D 1523 LLC	453.81			
251823	03/22/2024	PRINTED	008736 DOJO OF EXCEPTIONAL WELLN	1,620.00			
251824	03/22/2024	PRINTED	001446 DORAL DIGITAL REPROGRAPHI	817.19			
251825	03/22/2024	PRINTED	001016 EVERGREEN SOLUTIONS, LLC	9,735.00			
251826	03/22/2024	PRINTED	008048 EXTREME DECORATIONS INC.	2,315.00			
251827	03/22/2024	PRINTED	000393 SIGNS 2 U, INC.	707.00			
251828	03/22/2024	PRINTED	003290 PIVOTAL UTILITY HOLDING,	223.75			
251829	03/22/2024	PRINTED	000257 FPL	2,850.87			
251830	03/22/2024	PRINTED	000602 GLEN'S TENT & SPECIAL EVE	625.00			
251831	03/22/2024	PRINTED	008274 GREENERLY ENTERPRISES LLC	1,425.00			
251832	03/22/2024	PRINTED	002179 DELSPORTS, INC.	7,424.00			
251833	03/22/2024	PRINTED	006777 GUSTAVO ANDRES TOBON	900.00			
251834	03/22/2024	PRINTED	005497 CITIBANK, NA	805.94			
251835	03/22/2024	PRINTED	006714 INFINITE EVENT RENTALS &	450.00			
251836	03/22/2024	PRINTED	008777 KIDS ADVENTURES MIAMI LLC	2,030.00			
251837	03/22/2024	PRINTED	000083 KPE3 (A) GROUP LLC	34.20			
251838	03/22/2024	PRINTED	006729 MARCELO LANDAU	2,000.00			
251839	03/22/2024	PRINTED	002849 MIAMI BASKETBALL.NET INC	11,132.00			
251840	03/22/2024	PRINTED	005059 MIAMI SHORT FILM FESTIVAL	1,500.00			
251841	03/22/2024	PRINTED	001854 NATIONAL ALLIANCE FOR YOU	986.77			
251842	03/22/2024	PRINTED	005413 PIZZERIAS, LLC	284.48			
251843	03/22/2024	PRINTED	000225 PUBLIX SUPER MARKETS, INC	572.62			
251844	03/22/2024	PRINTED	000225 PUBLIX SUPER MARKETS, INC	670.56			
251845	03/22/2024	PRINTED	006758 SSE & ASSOCIATES INC.	4,795.00			
251846	03/22/2024	PRINTED	006955 TASTE OF STYLE CATERING	3,500.00			
251847	03/22/2024	PRINTED	000289 TIP TOP ENTERPRISES, INC	13,100.00			
251848	03/22/2024	PRINTED	005456 VARSITY BRANDS HOLDINGS C	670.00			
251849	03/22/2024	PRINTED	008415 VRC COMPANIES, LLC	3,062.94			

AP CHECK RECONCILIATION REGISTER

FOR CASH ACCOUNT: 000 101001

FOR: All Except Stale

CHECK #	CHECK DATE	TYPE	VENDOR NAME	UNCLEARED	CLEARED	BATCH	CLEAR DATE
251850	03/22/2024	PRINTED	008552 X&R ENTERTAINMENT, INC	190.00			
251851	03/22/2024	PRINTED	008904 ANDREINA VETHENCOURT	90.00			
251852	03/22/2024	PRINTED	008865 BERTHA CORADO	187.25			
251853	03/22/2024	PRINTED	002018 DADE COUNTY P. B. A.	9,042.00			
251854	03/22/2024	PRINTED	008894 EDGARD PAREDES	95.00			
251855	03/22/2024	PRINTED	008895 LINA JIMENEZ	95.00			
251856	03/22/2024	PRINTED	008893 MAYORY CALVO	95.00			
251857	03/22/2024	PRINTED	000014 MIAMI DADE COUNTY LEAGUE	180.00			
251858	03/22/2024	PRINTED	002514 POAT	312.00			
251859	03/22/2024	PRINTED	007969 RAINEL SANCHEZ	400.00			
251860	03/22/2024	PRINTED	008899 RODRIGO BERMUDEZ	240.75			
251861	03/22/2024	PRINTED	008891 THOMAS ANDERSON	187.25			
251862	03/22/2024	PRINTED	000384 KIMLEY-HORN & ASSOCIATES,	5,005.19			
251863	03/27/2024	PRINTED	002584 ARBOR DAY FOUNDATION	149.60			
251864	03/27/2024	PRINTED	008516 ASSET WORKS INC	5,830.00			
251865	03/27/2024	PRINTED	007153 BATTERY SALES USA	962.55			
251866	03/27/2024	PRINTED	003838 CITY OF DORAL - PARKS AND	500.00			
251867	03/27/2024	PRINTED	001110 DARMAN DISTRIBUTORS, INC.	297.55			
251868	03/27/2024	PRINTED	008888 MEDLEY STEEL AND SUPPLY I	526.00			
251869	03/27/2024	PRINTED	004889 FIVE GROUP INTERNATIONAL,	210.00			
251870	03/27/2024	PRINTED	008159 PARTS AUTHORITY LLC	1,754.01			
251871	03/27/2024	PRINTED	008211 SOLO PRINTING LLC	12,128.05			
251872	03/27/2024	PRINTED	006755 TOP HAT ENTERTAINMENT INC	1,450.00			
251873	03/27/2024	PRINTED	004565 WEISS SEROTA HELFMAN	9,620.00			
251874	03/27/2024	PRINTED	008300 ALLSTATE RESOURCE MANAGEM	575.00			
251875	03/27/2024	PRINTED	002247 AMAZON CAPITAL SERVICES	86.53			
251876	03/27/2024	PRINTED	008733 AVIS BUDGET GROUP, INC.	7.27			
251877	03/27/2024	PRINTED	005304 CARRIER CORPORATION	695.50			
251878	03/27/2024	PRINTED	005648 D & D 1523 LLC	133.40			
251879	03/27/2024	PRINTED	008828 D.C. HUMPHRYS CO., INC.	6,368.15			
251880	03/27/2024	PRINTED	001730 DORAL ACE HARDWARE	397.00			
251881	03/27/2024	PRINTED	004856 THE PAINT SPOT-DORAL	446.17			
251882	03/27/2024	PRINTED	001236 HERITAGE LANDSCAPE SUPPLY	201.17			
251883	03/27/2024	PRINTED	000257 FPL	2,482.77			
251884	03/27/2024	PRINTED	005836 GREAT WASTE & RECYCLING S	1,245.80			
251885	03/27/2024	PRINTED	000175 HERC RENTALS, INC	1,245.00			
251886	03/27/2024	PRINTED	001687 INTERNATIONAL PROTECTIVE	200.00			
251887	03/27/2024	PRINTED	003345 MIAMI POOL TECH, INC.	774.27			
251888	03/27/2024	PRINTED	000374 MIAMI-DADE WATER & SEWER	276.74			
251889	03/27/2024	PRINTED	007859 P&P SERVICE GROUP	5,200.00			
251890	03/27/2024	PRINTED	006103 PUBLIC SAFETY SUPPLY	30,332.62			
251891	03/27/2024	PRINTED	000225 PUBLIX SUPER MARKETS, INC	24.16			
251892	03/27/2024	PRINTED	008211 SOLO PRINTING LLC	4,391.70			
251893	03/27/2024	PRINTED	002221 STAPLES ADVANTAGE	3,038.09			
251894	03/27/2024	PRINTED	000289 TIP TOP ENTERPRISES, INC	21,500.00			
251895	03/27/2024	PRINTED	006972 TMCAA INC.	1,977.69			
251896	03/27/2024	PRINTED	005669 RESTIFO INVESTMENTS	135.00			
251897	03/27/2024	PRINTED	002224 AMERICAN EXPRESS - CLERK	6,260.43			
251898	03/27/2024	PRINTED	002128 AMERICAN EXPRESS-OFFICES	5,040.00			
251899	03/27/2024	PRINTED	001664 COLONIAL LIFE	451.98			
251900	03/27/2024	PRINTED	008901 DORAL MEADOWS HOMEOWNERS	3,837.02			
251901	03/27/2024	PRINTED	001814 PRE-PAID LEGAL SERVICES	1,069.65			

AP CHECK RECONCILIATION REGISTER

FOR CASH ACCOUNT: 000 101001

FOR: All Except Stale

CHECK #	CHECK DATE	TYPE	VENDOR NAME	UNCLEARED	CLEARED	BATCH	CLEAR DATE
251902	03/27/2024	PRINTED	007875 MUTUAL OF OMAHA	25,715.01			
251903	03/28/2024	PRINTED	008913 GREENSPOON MARDER LLP	53,793.00			
251904	03/29/2024	PRINTED	007268 KAUFMAN LYNN CONSTRUCTION	8,946.74			
251905	03/29/2024	PRINTED	007972 ADRIANA'S ACCESSORIES, IN	4,800.00			
251906	03/29/2024	PRINTED	002247 AMAZON CAPITAL SERVICES	38.98			
251907	03/29/2024	PRINTED	006351 AT&T MOBILITY	14,285.40			
251908	03/29/2024	PRINTED	003751 BCC ENGINEERING, INC.	18,648.60			
251909	03/29/2024	PRINTED	003838 CITY OF DORAL - PARKS AND	200.00			
251910	03/29/2024	PRINTED	001223 OCCUPATIONAL HEALTH CENTE	390.00			
251911	03/29/2024	PRINTED	008384 DORAL CENTRE ANIMAL HOSPI	306.90			
251912	03/29/2024	PRINTED	003771 GANNETT FLEMING, INC.	7,558.64			
251913	03/29/2024	PRINTED	003238 GLOBAL TRADING, INC.	4,986.68			
251914	03/29/2024	PRINTED	005497 CITIBANK, NA	432.54			
251915	03/29/2024	PRINTED	001687 INTERNATIONAL PROTECTIVE	200.00			
251916	03/29/2024	PRINTED	001693 MARLIN ENGINEERING INC.	13,347.20			
251917	03/29/2024	PRINTED	006895 METRO FORD INC.	2,374.85			
251918	03/29/2024	PRINTED	000472 MIAMI-DADE COUNTY - DERM	806.25			
251919	03/29/2024	PRINTED	001473 MIAMI-DADE COUNTY	57.50			
251920	03/29/2024	PRINTED	004889 FIVE GROUP INTERNATIONAL,	996.00			
251921	03/29/2024	PRINTED	008903 NATALY MUNOZ	508.25			
251922	03/29/2024	PRINTED	008159 PARTS AUTHORITY LLC	24.79			
251923	03/29/2024	PRINTED	006103 PUBLIC SAFETY SUPPLY	30,332.62			
251924	03/29/2024	PRINTED	008898 RAFAEL FUENMAYOR	133.75			
251925	03/29/2024	PRINTED	008908 RANA MILOR	294.25			
251926	03/29/2024	PRINTED	008907 SOPHIA SEIGLIE	187.25			
251927	03/29/2024	PRINTED	004938 STANTEC ARCHITECTURE INC.	5,060.00			
			390 CHECKS				
			CASH ACCOUNT TOTAL	3,124,617.14	.00		

AP CHECK RECONCILIATION REGISTER

		UNCLEARED	CLEARED
390 CHECKS	FINAL TOTAL	3,124,617.14	.00

** END OF REPORT - Generated by Alfred Pereira **

Wells Fargo Bank Statement

Govt Advantage Int Ckg - State/Muni

Account number: [REDACTED] ■ February 1, 2024 - February 29, 2024 ■ Page 1 of 8



CITY OF DORAL
GENERAL FUND
ATTN : FINANCE DEPARTMENT
8401 NW 53RD TER
DORAL FL 33166-4517

Questions?

Call your Customer Service Officer or Client Services
1-800-AT WELLS (1-800-289-3557)
5:00 AM TO 6:00 PM Pacific Time Monday - Friday

Online: wells Fargo.com

Write: Wells Fargo Bank, N.A. (182)
PO Box 63020
San Francisco, CA 94163

Account summary

Govt Advantage Int Ckg - State/Muni

Account number	Beginning balance	Total credits	Total debits	Ending balance
[REDACTED]	\$82,705,531.99	\$5,841,452.09	-\$7,332,203.40	\$81,214,780.68

Interest summary

Year to date interest and bonuses paid	\$141,177.80
Total interest and bonuses earned in 2023	\$590,571.17

Credits

Electronic deposits/bank credits

Effective date	Posted date	Amount	Transaction detail
	02/01	0.01	Bankcard Fee Adjustment - 0483193792
	02/01	0.02	Bankcard Fee Adjustment - 0483193812
	02/01	0.12	Bankcard Fee Adjustment - 0483193810
	02/01	0.99	Bankcard Fee Adjustment - 0483193800
	02/01	48.00	Cash Only Customer Deposit
	02/01	67.00	02/01Bankcard Deposit -0483193810
	02/01	73.00	Cash Only Customer Deposit
	02/01	75.00	Cash Only Customer Deposit
	02/01	120.00	Cash Only Customer Deposit
	02/01	125.00	Cash Only Customer Deposit
	02/01	133.75	Cash Only Customer Deposit
	02/01	187.25	Cash Only Customer Deposit
	02/01	207.25	Cash Only Customer Deposit
	02/01	214.00	02/01Bankcard Deposit -0225125797
	02/01	316.75	02/01Bankcard Deposit -0483193792
	02/01	1,198.00	02/01Bankcard Deposit -0483193812
	02/01	4,013.90	02/01Bankcard Deposit -0483193811
	02/01	78,572.16	Water and Sewer Payment 240201 00057485 DC1123-43SW*20240111*78,572.16*City of Doral/ SW
	02/02	556.30	02/02Bankcard Deposit -0483193811

Electronic deposits/bank credits (continued)

<i>Effective date</i>	<i>Posted date</i>	<i>Amount</i>	<i>Transaction detail</i>
	02/02	559.50	02/02Bankcard Deposit -0483193792
	02/02	887.35	02/02Bankcard Deposit -0483193812
	02/02	30,970.80	02/02Bankcard Deposit -0483193800
	02/05	10.00	Cash Only Customer Deposit
	02/05	15.00	02/05Bankcard Deposit -0483193810
	02/05	25.00	Cash Only Customer Deposit
	02/05	48.00	Cash Only Customer Deposit
	02/05	50.00	Cash Only Customer Deposit
	02/05	63.00	02/05Bankcard Deposit -0483193810
	02/05	70.00	Desktop Check Deposit
	02/05	88.00	Cash Only Customer Deposit
	02/05	133.75	02/05Bankcard Deposit -0483193792
	02/05	149.00	02/05Bankcard Deposit -0483193810
	02/05	179.00	02/05Bankcard Deposit -0483193811
	02/05	309.00	02/05Bankcard Deposit -0483193792
	02/05	321.00	02/05Bankcard Deposit -0225125797
	02/05	328.25	02/05Bankcard Deposit -0483193812
	02/05	351.00	02/05Bankcard Deposit -0225125797
	02/05	401.20	02/05Bankcard Deposit -0483193800
	02/05	408.00	02/05Bankcard Deposit -0483193792
	02/05	490.00	Desktop Check Deposit
	02/05	769.00	02/05Bankcard Deposit -0483193812
	02/05	1,111.90	02/05Bankcard Deposit -0483193812
	02/05	3,438.76	Desktop Check Deposit
	02/05	17,796.54	02/05Bankcard Deposit -0483193800
	02/05	28,766.76	Desktop Check Deposit
	02/05	29,412.22	Desktop Check Deposit
	02/05	64,543.12	Desktop Check Deposit
	02/06	215.00	02/06Bankcard Deposit -0483193812
	02/06	751.26	02/06Bankcard Deposit -0483193811
	02/06	10,965.04	02/06Bankcard Deposit -0483193800
	02/06	750,287.83	Miami-Dade Count ACH 50789936 E 0101-013124 City35 DltP 0101-013124
	02/07	75.00	Desktop Check Deposit
	02/07	128.40	Desktop Check Deposit
	02/07	165.00	02/07Bankcard Deposit -0483193812
	02/07	195.00	State of Florida Payments 240207 142131480431590 4\GE*1*0\lea*1*000000000\
	02/07	223.40	02/07Bankcard Deposit -0483193792
	02/07	428.00	02/07Bankcard Deposit -0225125797
	02/07	625.00	02/07Bankcard Deposit -0483193811
	02/07	37,121.21	02/07Bankcard Deposit -0483193800
	02/07	109,460.65	Desktop Check Deposit
	02/08	5.00	Cash Only Customer Deposit
	02/08	10.00	Cash Only Customer Deposit
	02/08	18.00	Cash Only Customer Deposit
	02/08	35.00	Desktop Check Deposit
	02/08	55.00	Cash Only Customer Deposit
	02/08	101.00	Cash Only Customer Deposit
	02/08	133.00	Cash Only Customer Deposit

Electronic deposits/bank credits (continued)

<i>Effective date</i>	<i>Posted date</i>	<i>Amount</i>	<i>Transaction detail</i>
	02/08	250.00	Cash Only Customer Deposit
	02/08	250.00	02/08Bankcard Deposit -0483193811
	02/08	737.25	02/08Bankcard Deposit -0483193812
	02/08	2,304.90	Cash Only Customer Deposit
	02/08	3,045.00	Desktop Check Deposit
	02/08	24,719.36	02/08Bankcard Deposit -0483193800
	02/08	52,746.51	State of Florida Payments 240208 142131480432260 0000\
	02/08	71,640.08	Analysis Int Earned 0124 Interest 240208
	02/09	20.00	State of Florida Payments 240209 142131480437081 GE*1*0\lea*1*000000000\
	02/09	90.00	02/09Bankcard Deposit -0483193810
	02/09	95.00	02/09Bankcard Deposit -0483193792
	02/09	217.25	02/09Bankcard Deposit -0483193812
	02/09	1,177.00	02/09Bankcard Deposit -0225125797
	02/09	3,890.53	Desktop Check Deposit
	02/09	28,287.55	02/09Bankcard Deposit -0483193800
	02/12	15.00	02/12Bankcard Deposit -0483193800
	02/12	22.00	02/12Bankcard Deposit -0483193812
	02/12	25.00	02/12Bankcard Deposit -0483193810
	02/12	95.00	Cash Only Customer Deposit
	02/12	125.00	02/12Bankcard Deposit -0483193811
	02/12	155.00	02/12Bankcard Deposit -0483193800
	02/12	190.00	02/12Bankcard Deposit -0483193810
	02/12	244.80	02/12Bankcard Deposit -0483193792
	02/12	339.20	02/12Bankcard Deposit -0483193792
	02/12	370.31	02/12Bankcard Deposit -0483193792
	02/12	375.00	Cash Only Customer Deposit
	02/12	428.00	02/12Bankcard Deposit -0225125797
	02/12	629.00	02/12Bankcard Deposit -0483193812
	02/12	935.00	02/12Bankcard Deposit -0483193812
	02/12	10,796.23	02/12Bankcard Deposit -0483193800
	02/12	16,425.00	Desktop Check Deposit
	02/13	50.00	02/13Bankcard Deposit -0483193812
	02/13	125.00	02/13Bankcard Deposit -0483193811
	02/13	158.00	Doral, FL Violtnfnds 240212 201 American*Traffic*Solutions\
	02/13	187.25	Desktop Check Deposit
	02/13	297.25	02/13Bankcard Deposit -0225125797
	02/13	450.00	Desktop Check Deposit
	02/13	4,210.00	Desktop Check Deposit
	02/13	10,910.94	02/13Bankcard Deposit -0483193800
	02/14	58.00	02/14Bankcard Deposit -0483193810
	02/14	853.75	02/14Bankcard Deposit -0225125797
	02/14	1,117.00	02/14Bankcard Deposit -0483193812
	02/14	1,916.40	02/14Bankcard Deposit -0483193792
	02/14	15,390.92	02/14Bankcard Deposit -0483193800
	02/15	5.00	Cash Only Customer Deposit
	02/15	27.00	Cash Only Customer Deposit
	02/15	48.00	Cash Only Customer Deposit
	02/15	48.00	Desktop Check Deposit
	02/15	65.00	Cash Only Customer Deposit



Electronic deposits/bank credits (continued)

<i>Effective date</i>	<i>Posted date</i>	<i>Amount</i>	<i>Transaction detail</i>
	02/15	85.00	Cash Only Customer Deposit
	02/15	95.00	02/15Bankcard Deposit -0483193810
	02/15	150.00	Cash Only Customer Deposit
	02/15	532.40	02/15Bankcard Deposit -0483193792
	02/15	537.00	02/15Bankcard Deposit -0483193812
	02/15	13,086.32	02/15Bankcard Deposit -0483193800
	02/15	278,888.87	Desktop Check Deposit
	02/16	185.00	State of Florida Payments 240216 142131480451992 6\GE*1*0\lea*1*000000000\
	02/16	267.50	02/16Bankcard Deposit -0225125797
	02/16	373.55	02/16Bankcard Deposit -0483193792
	02/16	4,481.55	02/16Bankcard Deposit -0483193811
	02/16	351,148.00	Miami-Dade Count ACH 50791338 Surtax-11.23 Surtax for November 2023
	02/16	1,038,268.17	Miami-Dade Count ACH 50791206 Mdf-Fn-02.07.2024-00012
	02/20	5.00	Cash Only Customer Deposit
	02/20	15.00	Cash Only Customer Deposit
	02/20	48.00	Cash Only Customer Deposit
	02/20	90.00	Cash Only Customer Deposit
	02/20	95.00	02/20Bankcard Deposit -0483193810
	02/20	105.00	02/20Bankcard Deposit -0483193812
	02/20	125.00	Cash Only Customer Deposit
	02/20	128.40	Desktop Check Deposit
	02/20	145.00	02/20Bankcard Deposit -0483193812
	02/20	192.60	02/20Bankcard Deposit -0483193792
	02/20	220.00	02/20Bankcard Deposit -0483193792
	02/20	255.00	02/20Bankcard Deposit -0483193812
	02/20	295.00	02/20Bankcard Deposit -0483193810
	02/20	323.65	02/20Bankcard Deposit -0483193812
	02/20	333.96	02/20Bankcard Deposit -0483193800
	02/20	421.25	02/20Bankcard Deposit -0483193792
	02/20	1,123.50	02/20Bankcard Deposit -0225125797
	02/20	2,916.71	02/20Bankcard Deposit -0483193800
	02/20	8,706.06	Desktop Check Deposit
	02/20	34,684.09	02/20Bankcard Deposit -0483193800
	02/20	178,555.42	State of Florida Payments 240220 142131480454845 E*18*000087570\GE*1*0\lea*1*000000000\
	02/21	160.00	State of Florida Payments 240221 142131480461622 8\GE*1*0\lea*1*000000000\
	02/21	722.25	02/21Bankcard Deposit -0225125797
	02/21	86,164.29	Desktop Check Deposit
	02/21	346,967.03	State of Florida Payments 240221 142131480458145 E*18*000033648\GE*1*0\lea*1*000000000\
	02/22	33.00	Cash Only Customer Deposit
	02/22	70.00	Cash Only Customer Deposit
	02/22	85.00	02/22Bankcard Deposit -0483193811
	02/22	180.00	02/22Bankcard Deposit -0483193810
	02/22	267.50	02/22Bankcard Deposit -0225125797
	02/22	389.25	02/22Bankcard Deposit -0483193792
	02/22	1,117.65	02/22Bankcard Deposit -0483193812



Electronic deposits/bank credits (continued)

<i>Effective date</i>	<i>Posted date</i>	<i>Amount</i>	<i>Transaction detail</i>
	02/22	13,256.60	02/22Bankcard Deposit -0483193800
	02/22	14,202.59	Desktop Check Deposit
	02/23	25.00	State of Florida Payments 240223 142131480467187 GE*1*0\lea*1*000000000\
	02/23	187.25	Desktop Check Deposit
	02/23	469.50	02/23Bankcard Deposit -0483193792
	02/23	22,133.22	02/23Bankcard Deposit -0483193800
	02/23	111,694.89	Desktop Check Deposit
	02/26	95.00	02/26Bankcard Deposit -0483193810
	02/26	95.00	02/26Bankcard Deposit -0483193810
	02/26	110.00	02/26Bankcard Deposit -0483193800
	02/26	120.00	State of Florida Payments 240226 142131480470629 6\GE*1*0\lea*1*000000000\
	02/26	140.05	02/26Bankcard Deposit -0483193800
	02/26	321.00	02/26Bankcard Deposit -0225125797
	02/26	351.70	02/26Bankcard Deposit -0483193792
	02/26	401.25	02/26Bankcard Deposit -0225125797
	02/26	413.11	02/26Bankcard Deposit -0483193792
	02/26	645.00	02/26Bankcard Deposit -0483193811
	02/26	661.75	02/26Bankcard Deposit -0483193812
	02/26	702.25	02/26Bankcard Deposit -0483193812
	02/26	802.50	02/26Bankcard Deposit -0225125797
	02/26	1,155.50	02/26Bankcard Deposit -0483193812
	02/26	25,833.43	02/26Bankcard Deposit -0483193800
	02/26	29,288.88	Desktop Check Deposit
	02/26	157,372.17	Water and Sewer Payment 240226 00057810 DC1223-43SW*20240209*157,372.17*City of Doral/ SW
	02/27	5.00	Cash Only Customer Deposit
	02/27	5.00	Cash Only Customer Deposit
	02/27	10.00	02/27Bankcard Deposit -0483193811
	02/27	75.00	Cash Only Customer Deposit
	02/27	95.00	02/27Bankcard Deposit -0483193810
	02/27	160.25	02/27Bankcard Deposit -0483193812
	02/27	258.00	Cash Only Customer Deposit
	02/27	365.00	Cash Only Customer Deposit
	02/27	791.25	02/27Bankcard Deposit -0225125797
	02/27	1,165.00	Desktop Check Deposit
	02/27	8,136.21	State of Florida Payments 240227 142131480473792 *000100428\GE*1*0\lea*1*000000000\
	02/27	20,321.71	02/27Bankcard Deposit -0483193800
	02/27	26,795.21	State of Florida Payments 240227 142131480473363 18*000099890\GE*1*0\lea*1*000000000\
	02/27	38,137.51	Miami-Dade Count ACH 50792285 City35 Int-BT 1001-123123 City35 Int-Re 1001-1231
	02/27	811,188.84	State of Florida Payments 240227 142131480474427 E*18*000102010\GE*1*0\lea*1*000000000\
	02/28	708.88	02/28Bankcard Deposit -0225125797
	02/28	735.00	02/28Bankcard Deposit -0483193810
	02/28	1,391.75	02/28Bankcard Deposit -0483193792
	02/28	2,127.50	02/28Bankcard Deposit -0483193812



Electronic deposits/bank credits (continued)

<i>Effective date</i>	<i>Posted date</i>	<i>Amount</i>	<i>Transaction detail</i>
	02/29	55.00	Cash Only Customer Deposit
	02/29	65.00	Cash Only Customer Deposit
	02/29	133.75	Cash Only Customer Deposit
	02/29	133.75	02/29Bankcard Deposit -0225125797
	02/29	225.00	Cash Only Customer Deposit
	02/29	300.00	02/29Bankcard Deposit -0483193810
	02/29	327.75	02/29Bankcard Deposit -0483193812
	02/29	353.75	02/29Bankcard Deposit -0483193792
	02/29	47,340.41	02/29Bankcard Deposit -0483193800
	02/29	711,371.04	Florida Power & Corp Pymnt 024141305150024 VSE*12*0617\GE*0001*52484\lea*0001*000018366\
		\$5,841,452.09	Total electronic deposits/bank credits
		\$5,841,452.09	Total credits

Debits

Electronic debits/bank debits

<i>Effective date</i>	<i>Posted date</i>	<i>Amount</i>	<i>Transaction detail</i>
	02/01	142,447.61	ZBA Funding Account Transfer to [REDACTED]
	02/02	161,538.75	WT 240202-080345 Bank of America, N. /Bnf=Paycom Payroll LLC Srf# Gw00000064974036 Trn#240202080345 Rfb# 2462
	02/02	25,502.49	ZBA Funding Account Transfer to [REDACTED]
	02/05	222.91	WT Fed#05951 State Street Bosto /Ftr/Bnf=Dstrs Agnt for Missionsquare Ret Srf# Gw00000065014081 Trn#240205144575 Rfb# 2463
	02/05	2,280.48	WT Fed#05417 State Street Bosto /Ftr/Bnf=Dstrs Agnt for Missionsquare Ret Srf# Gw00000065014259 Trn#240205144707 Rfb# 2468
	02/05	2,486.62	WT Fed#05963 State Street Bosto /Ftr/Bnf=Dstrs Agnt for Missionsquare Ret Srf# Gw00000065014253 Trn#240205144638 Rfb# 2465
	02/05	8,846.15	WT Fed#05437 State Street Bosto /Ftr/Bnf=Dstrs Agnt for Missionsquare Ret Srf# Gw00000065014267 Trn#240205144803 Rfb# 2469
	02/05	17,852.89	WT Fed#05509 State Street Bosto /Ftr/Bnf=Dstrs Agnt for Missionsquare Ret Srf# Gw00000065014268 Trn#240205144835 Rfb# 2470
	02/05	27,031.42	WT Fed#05493 State Street Bosto /Ftr/Bnf=Dstrs Agnt for Missionsquare Ret Srf# Gw00000065014086 Trn#240205144667 Rfb# 2466
	02/05	28,323.93	WT Fed#05416 State Street Bosto /Ftr/Bnf=Dstrs Agnt for Missionsquare Ret Srf# Gw00000065013850 Trn#240205144688 Rfb# 2467
	02/05	108,314.34	WT Fed#05958 State Street Bosto /Ftr/Bnf=Dstrs Agnt for Missionsquare Ret Srf# Gw00000065014083 Trn#240205144617 Rfb# 2464
	02/05	261,423.58	Online Transfer Mdc Debt Col 1/5/24 Ref #Bb0M5R33Yv
	02/05	181,329.46	ZBA Funding Account Transfer to [REDACTED]
	02/06	440,109.21	WT Seq45190 State of Florida Depart /Bnf=State of Florida Department of, Financial S Srf# Gw00000065043667 Trn#240206455190 Rfb# Unit 23124
	02/06	2,507.37	ZBA Funding Account Transfer to [REDACTED]
	02/07	100.00	ZBA Funding Account Transfer to [REDACTED]
	02/08	161,176.06	Online Transfer Mdc Ad Val Debt 2/3/24 Ref #Bb0M6Lqdk
	02/08	68,438.65	ZBA Funding Account Transfer to [REDACTED]
	02/09	20.00	Deposited Item Retn Unpaid - Paper 240209
	02/09	985,443.79	ZBA Funding Account Transfer to [REDACTED]



Electronic debits/bank debits (continued)

Effective date	Posted date	Amount	Transaction detail
	02/12	4.46	Bankcard Discount Fee - 0483193811
	02/12	17.03	Bankcard Discount Fee - 0225125797
	02/12	21.09	Bankcard Discount Fee - 0483193810
	02/12	23.30	Bankcard Interchange Fee - 0483193811
	02/12	25.00	Bankcard Fee - 0328083956
	02/12	29.23	Bankcard Discount Fee - 0483193792
	02/12	29.65	Bankcard Fee - 0483193811
	02/12	30.14	Bankcard Fee - 0225125797
	02/12	34.26	Bankcard Fee - 0483193810
	02/12	34.60	Bankcard Fee - 0483193792
	02/12	41.56	Bankcard Discount Fee - 0483193812
	02/12	41.99	Bankcard Fee - 0483193812
	02/12	112.15	Bankcard Interchange Fee - 0225125797
	02/12	170.18	Bankcard Interchange Fee - 0483193810
	02/12	187.13	Bankcard Interchange Fee - 0483193792
	02/12	258.05	Bankcard Fee - 0483193800
	02/12	281.72	Bankcard Interchange Fee - 0483193812
	02/12	807.13	Bankcard Discount Fee - 0483193800
	02/12	9,098.42	Bankcard Interchange Fee - 0483193800
	02/12	325,650.28	ZBA Funding Account Transfer to [REDACTED]
	02/13	224,544.43	ZBA Funding Account Transfer to [REDACTED]
	02/14	1,329,288.29	WT Fed#06029 Bank of America, N /Ftr/Bnf=Paycom Payroll LLC Srf# Gw00000065246234 Trn#240214126917 Rfb# 2472
	02/14	33,961.48	ZBA Funding Account Transfer to [REDACTED]
	02/15	47,886.09	ZBA Funding Account Transfer to [REDACTED]
	02/16	2,885.87	< Business to Business ACH Debit - Fla Dept Revenue C01 9117617 City of Doral
	02/16	270,252.02	ZBA Funding Account Transfer to [REDACTED]
	02/20	172,389.06	ZBA Funding Account Transfer to [REDACTED]
	02/21	52,436.95	ZBA Funding Account Transfer to [REDACTED]
	02/22	37,192.98	ZBA Funding Account Transfer to [REDACTED]
	02/23	222.91	WT Fed#09099 State Street Bosto /Ftr/Bnf=Dstrs Agnt for Missionsquare Ret Srf# Gw00000065435389 Trn#240223080164 Rfb# 2476
	02/23	2,486.62	WT Fed#09183 State Street Bosto /Ftr/Bnf=Dstrs Agnt for Missionsquare Ret Srf# Gw00000065435387 Trn#240223080104 Rfb# 2475
	02/23	25,266.98	WT Fed#09101 State Street Bosto /Ftr/Bnf=Dstrs Agnt for Missionsquare Ret Srf# Gw00000065435613 Trn#240223080194 Rfb# 2477
	02/23	27,222.67	WT Fed#09178 State Street Bosto /Ftr/Bnf=Dstrs Agnt for Missionsquare Ret Srf# Gw00000065435378 Trn#240223079995 Rfb# 2473
	02/23	109,251.09	WT Fed#09036 State Street Bosto /Ftr/Bnf=Dstrs Agnt for Missionsquare Ret Srf# Gw00000065435638 Trn#240223080026 Rfb# 2474
	02/23	351,043.56	ZBA Funding Account Transfer to [REDACTED]
	02/26	107,475.15	ZBA Funding Account Transfer to [REDACTED]
	02/27	27,692.94	WT Fed#05710 Bank of America, N /Ftr/Bnf=Paycom Payroll LLC Srf# Gw00000065505266 Trn#240227131706 Rfb# 2479
	02/27	1,339,866.33	WT Fed#05712 Bank of America, N /Ftr/Bnf=Paycom Payroll LLC Srf# Gw00000065505259 Trn#240227131677 Rfb# 2478
	02/27	61,237.41	ZBA Funding Account Transfer to [REDACTED]



Electronic debits/bank debits (continued)

<i>Effective date</i>	<i>Posted date</i>	<i>Amount</i>	<i>Transaction detail</i>
	02/28	53,558.64	ZBA Funding Account Transfer to [REDACTED]
	02/29	93,748.85	ZBA Funding Account Transfer to [REDACTED]
		\$7,332,203.40	Total electronic debits/bank debits
		\$7,332,203.40	Total debits

< *Business to Business ACH: If this is a business account, this transaction has a return time frame of one business day from post date. This time frame does not apply to consumer accounts.*

Daily ledger balance summary

<i>Date</i>	<i>Balance</i>	<i>Date</i>	<i>Balance</i>	<i>Date</i>	<i>Balance</i>
01/31	82,705,531.99	02/09	81,448,208.15	02/21	81,395,649.21
02/01	82,648,436.58	02/12	81,142,480.32	02/22	81,388,057.82
02/02	82,494,369.29	02/13	80,934,324.33	02/23	81,007,073.85
02/05	82,005,535.01	02/14	79,590,410.63	02/26	81,118,107.29
02/06	82,325,137.56	02/15	79,836,092.13	02/27	80,596,819.59
02/07	82,473,459.22	02/16	80,957,678.01	02/28	80,548,224.08
02/08	82,399,894.61	02/20	81,014,072.59	02/29	81,214,780.68
Average daily ledger balance		\$81,355,556.81			

Regions Custodial Reconciliation

Account Statement

February 1, 2024 - February 29, 2024

CITY OF DORAL PENSION CUSTODIAL ACCOUNT



IT IS HEREBY CERTIFIED THAT THE INFORMATION CONTAINED HEREIN IS ACCURATE AND COMPLETE TO THE BEST OF OUR KNOWLEDGE AND ABILITY.



Authorized Signer

Your Relationship Team

Relationship Consultant: MARY MULLINS 407 246 8942 mary.mullins@regions.com

Accounts Included In This Statement

██████████ CITY OF DORAL PENSION CUSTODIAL ACCOUNT

MICHELLE C. GUILLEN
CITY OF DORAL
8401 NW 53RD TERRACE
DORAL, FL 33166
United States

This page intentionally left blank.

Table of Contents

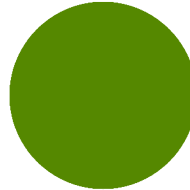
Schedules	Page
Portfolio Analysis.....	5
Balance Sheet.....	7
Overview of Your Account.....	8
Purchases.....	9
Realized Gains and Losses.....	11
Portfolio Holdings.....	12
Contributions and Receipts.....	14
Distributions and Disbursements.....	15
Fees and Expenses.....	16
Income Received.....	17
Other Income and Capital Gain Distributions.....	19
Security Transactions.....	20
Income Accrual.....	21
Information.....	23

This page intentionally left blank.

Portfolio Analysis - [REDACTED] CITY OF DORAL PENSION CUSTODIAL ACCOUNT
Equity Industry Analysis


	Market Value (\$)	Percent
■ Index/Other Funds	346,260.66	100%
Total of Your Portfolio	\$346,260.66	100%

Displays FTSE ICB industry classification of equity assets. ETF's and mutual funds have been reclassified as Index/Other Funds. Source: ICE and Extel


Geographic Concentration

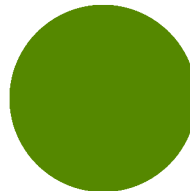
	Market Value (\$)	Percent
■ US	667,090.66	100%
Total of Your Portfolio	\$667,090.66	100%

The data in the quadrant above represents the concentration of assets in your portfolio by geographic region. Source: Bloomberg, Extel, ICE


Bond Maturity


	Market Value (\$)	Percent
■ All Others	272,957.46	100%
Total of Your Portfolio	\$272,957.46	100%

The data in the quadrant above represents the concentration of bonds in your portfolio by maturity date. Source: Bloomberg, Extel, ICE


Bond Quality Ratings

	Market Value (\$)	Percent
■ All Others	272,957.46	100%
Total of Your Portfolio	\$272,957.46	100%

The data in the quadrant above represents the concentration of bonds in your portfolio by S&P credit rating. Source: ICE

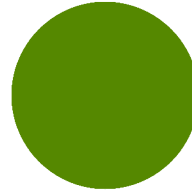


Portfolio Analysis - [REDACTED] CITY OF DORAL PENSION CUSTODIAL ACCOUNT (continued)

Fixed Income Sector Analysis

	Market Value (\$)	Percent
■ Taxable Domestic FI (Funds)	272,957.46	100%
Total of Your Portfolio	\$272,957.46	100%

The data in the quadrant above represents the concentration of bonds in your portfolio by fixed income sector. Source: RIM Fixed Income Investment








Balance Sheet on February 29, 2024

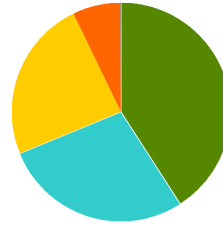
	As of January 31, 2024		As of February 29, 2024		% of Account
	Market Value	Cost Basis	Market Value	Cost Basis	
CITY OF DORAL PENSION CUSTODIAL ACCOUNT					
<i>Cash Equivalents</i>					
Cash Equivalents	47,370.89	47,370.89	47,152.24	47,152.24	7.07%
Total Cash Equivalents	\$47,370.89	\$47,370.89	\$47,152.24	\$47,152.24	7.07%
<i>Accrued Income</i>					
Accrued Income	745.69	745.69	720.30	720.30	0.11%
Total Accrued Income	\$745.69	\$745.69	\$720.30	\$720.30	0.11%
<i>Domestic Large Cap</i>					
Core	176,424.03	143,411.56	185,839.18	143,411.56	27.85%
Total Domestic Large Cap	\$176,424.03	\$143,411.56	\$185,839.18	\$143,411.56	27.85%
<i>International Equity</i>					
International Developed	155,481.98	132,520.13	160,421.48	132,520.13	24.05%
Total International Equity	\$155,481.98	\$132,520.13	\$160,421.48	\$132,520.13	24.05%
<i>Taxable Domestic FI (Funds)</i>					
Core - Investment-Grade Bond (Funds)	277,023.95	271,971.66	272,957.46	272,717.35	40.92%
Total Taxable Domestic FI (Funds)	\$277,023.95	\$271,971.66	\$272,957.46	\$272,717.35	40.92%
Total for CITY OF DORAL PENSION CUSTODIAL ACCOUNT	\$657,046.54	\$596,019.93	\$667,090.66	\$596,521.58	100.00%
	\$657,046.54	\$596,019.93	\$667,090.66	\$596,521.58	100.00%

Overview of Your Account - [REDACTED] CITY OF DORAL PENSION CUSTODIAL ACCOUNT

Investment Objective Custody No Investment Authority

Asset allocation on February 29, 2024

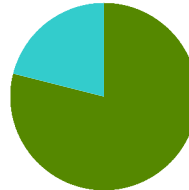
	Market value (\$)	Percent
 Taxable Domestic FI (Funds)	272,957.46	41%
 Domestic Large Cap	185,839.18	28%
 International Equity	160,421.48	24%
 Cash Equivalents	47,152.24	7%
 Accrued Income	720.30	0%
Total of your account	\$667,090.66	100%


Only the top 8 holding sectors are represented.
Activity Summary

	This Period	Year to Date
Beginning Market Value	657,046.54	657,237.83
Contributions/Receipts	0.00	0.00
Distributions/Disbursements	0.00	0.00
Fees/Expenses	-416.67	-833.34
Dividends	942.01	1,770.12
Interest	0.00	0.00
Other Income/Capital Gain Distributions	1.70	3.73
Security Transactions	0.00	0.00
Realized Gain/Loss	0.00	0.00
Net Interest Bought & Sold	0.00	0.00
Change in Accrual	-25.39	103.64
Cost Adjustments	0.00	0.00
Net Change in Unrealized Gain/Loss	9,542.47	8,808.68
Market Value on Feb 29, 2024	\$667,090.66	\$667,090.66

Purchases
Summary

	Cost	Percent
■ Taxable Domestic FI (Funds)	745.69	79%
■ Cash Equivalents	198.02	21%
Total of your portfolio	\$943.71	100%


Details

Trade date	Settlement date	Transaction description	Principal amount	Income amount	Cost	Accrued income
		CITY OF DORAL PENSION CUSTODIAL ACCOUNT				
		Purchases				
		<i>Cash and Equivalents</i>				
		<i>Cash Equivalents</i>				
		<i>Cash Equivalents</i>				
February 29, 2024		Daily Rate Income on Fidelity Government Portfolio	-196.32		196.32	
February 29, 2024		For Period of 02/01/24 to 02/29/24 Due on 02/29/24 Reinvested \$196.32 at \$1.00 For 196.32 Units, CUSIP 31607A703				
		Total Cash Equivalents	-\$196.32	\$0.00	\$196.32	\$0.00
		Total Cash Equivalents	-\$196.32	\$0.00	\$196.32	\$0.00
		Total Cash and Equivalents	-\$196.32	\$0.00	\$196.32	\$0.00

Purchases (continued)

Trade date Settlement date	Transaction description	Principal amount	Income amount	Cost	Accrued income
<i>Fixed Income</i>					
<i>Taxable Domestic FI (Funds)</i>					
<i>Core - Investment-Grade Bond (Funds)</i>					
January 31, 2024	Daily Rate Income on Fidelity US Bond Index For	-745.69		745.69	
January 31, 2024	Period of 01/01/24 to 01/31/24 Due on 01/31/24 Reinvested \$745.69 at \$10.39 For 71.77 Units, CUSIP 316146356				
Total Core - Investment-Grade Bond (Funds)		-\$745.69	\$0.00	\$745.69	\$0.00
Total Taxable Domestic FI (Funds)		-\$745.69	\$0.00	\$745.69	\$0.00
Total Fixed Income		-\$745.69	\$0.00	\$745.69	\$0.00
Total Purchases		-\$942.01	\$0.00	\$942.01	\$0.00
<i>Cash Sweep Activity</i>					
<i>Cash and Equivalents</i>					
<i>Cash Equivalents</i>					
<i>Cash Equivalents</i>					
February 29, 2024	Sweep purchases totaling 1.70 units of Fidelity	-1.70		1.70	
February 29, 2024	Government Portfolio for CITY OF DORAL PENSION CUSTODIAL ACCOUNT - Capital (1 Transactions), CUSIP 31607A703				
Total Cash Equivalents		-\$1.70	\$0.00	\$1.70	\$0.00
Total Cash Equivalents		-\$1.70	\$0.00	\$1.70	\$0.00
Total Cash and Equivalents		-\$1.70	\$0.00	\$1.70	\$0.00
Total Cash Sweep Activity		-\$1.70	\$0.00	\$1.70	\$0.00
Total	CITY OF DORAL PENSION CUSTODIAL ACCOUNT	-\$943.71	\$0.00	\$943.71	\$0.00

Realized Gains and Losses
Summary

	Realized G/L	Percent
■ Cash Equivalents	0.00	0.00
Total of your portfolio	\$0.00	0%

Details

Trade date	Transaction description	Principal amount	Income amount	Cost	Accrued income	Realized G/L
■ CITY OF DORAL PENSION CUSTODIAL ACCOUNT						
Cash Sweep Activity						
<i>Cash and Equivalents</i>						
<i>Cash Equivalents</i>						
<i>Cash Equivalents</i>						
February 29, 2024	Sweep sales totaling -416.67	416.67		-416.67		0.00
February 29, 2024	units of Fidelity Government Portfolio for CITY OF DORAL PENSION CUSTODIAL ACCOUNT - Capital (1 Transactions), CUSIP 31607A703					
Total Cash Equivalents		\$416.67	\$0.00	-\$416.67	\$0.00	\$0.00
Total Cash Equivalents		\$416.67	\$0.00	-\$416.67	\$0.00	\$0.00
Total Cash and Equivalents		\$416.67	\$0.00	-\$416.67	\$0.00	\$0.00
Total Cash Sweep Activity		\$416.67	\$0.00	-\$416.67	\$0.00	\$0.00
Total ■ CITY OF DORAL PENSION CUSTODIAL ACCOUNT		\$416.67	\$0.00	-\$416.67	\$0.00	\$0.00

Portfolio Holdings on February 29, 2024

	Number of Shares Share Price	S&P Ratings Moody's Ratings	Market Value	Accrued Inc.	Cost Basis / Unrealized G/L	Est. Ann. Inc. /Yield at Market	% of Account
CITY OF DORAL PENSION CUSTODIAL ACCOUNT							
<i>Cash Equivalents</i>							
<i>Cash Equivalents</i>							
Fidelity Government Portfolio (CUSIP:31607A703)	47,152.24 1.00		47,152.24	0.00	47,152.24 0.00	2,529.25 5.36%	7.07%
Total Cash Equivalents			\$47,152.24	\$0.00	\$47,152.24 \$0.00	\$2,529.25 5.36%	7.07%
Total Cash Equivalents			\$47,152.24	\$0.00	\$47,152.24 \$0.00	\$2,529.25 5.36%	7.07%
<i>Accrued Income</i>							
<i>Accrued Income</i>							
Ending Accrual (Firm Defined Security ID:TOTALACCR)	0.00 1.00		720.30	0.00	720.30 0.00	0.00	0.11%
Total Accrued Income			\$720.30	\$0.00	\$720.30 \$0.00	\$0.00	0.11%
Total Accrued Income			\$720.30	\$0.00	\$720.30 \$0.00	\$0.00	0.11%
<i>Domestic Large Cap</i>							
<i>Core</i>							
Fidelity 500 Index Fund (CUSIP:315911750)	1,048.458 177.25		185,839.18	0.00	143,411.56 42,427.62	2,517.35 1.35%	27.85%
Total Core			\$185,839.18	\$0.00	\$143,411.56 \$42,427.62	\$2,517.35 1.35%	27.85%
Total Domestic Large Cap			\$185,839.18	\$0.00	\$143,411.56 \$42,427.62	\$2,517.35 1.35%	27.85%

Portfolio Holdings on February 29, 2024 (continued)

	Number of Shares	S&P Ratings Moody's Ratings	Market Value	Accrued Inc.	Cost Basis / Unrealized G/L	Est. Ann. Inc. /Yield at Market	% of Account
CITY OF DORAL PENSION CUSTODIAL ACCOUNT (continued)							
<i>International Equity</i>							
<i>International Developed</i>							
Fidelity Global ex US Index Fund (CUSIP:316146315)	11,226.136 14.29		160,421.48	0.00	132,520.13 27,901.35	4,670.07 2.91%	24.05%
Total International Developed			\$160,421.48	\$0.00	\$132,520.13 \$27,901.35	\$4,670.07 2.91%	24.05%
Total International Equity			\$160,421.48	\$0.00	\$132,520.13 \$27,901.35	\$4,670.07 2.91%	24.05%
<i>Taxable Domestic FI (Funds)</i>							
<i>Core - Investment-Grade Bond (Funds)</i>							
Fidelity US Bond Index (CUSIP:316146356)	26,734.325 10.21		272,957.46	720.30	272,717.35 240.11	8,234.17 3.02%	40.92%
Total Core - Investment-Grade Bond (Funds)			\$272,957.46	\$720.30	\$272,717.35 \$240.11	\$8,234.17 3.02%	40.92%
Total Taxable Domestic FI (Funds)			\$272,957.46	\$720.30	\$272,717.35 \$240.11	\$8,234.17 3.02%	40.92%
Total for [REDACTED] CITY OF DORAL PENSION CUSTODIAL ACCOUNT			\$667,090.66	\$720.30	\$596,521.58 \$70,569.08	\$17,950.84 2.69%	100.00%

Contributions and Receipts

No transactions this period.

Distributions and Disbursements

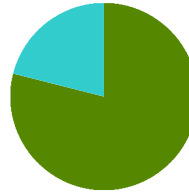
No transactions this period.

Fees and Expenses

Trade Date	Transaction Description	Principal amount	Income amount
Settlement Date			
CITY OF DORAL PENSION CUSTODIAL ACCOUNT			
Fees/Expenses			
<i>Trustee/Custody Fees</i>			
February 12, 2024	Flat Fee, Computed for [REDACTED] Spot Currency USD	-416.67	
February 12, 2024			
Total Trustee/Custody Fees		-\$416.67	\$0.00
Total Fees/Expenses		-\$416.67	\$0.00
Total	CITY OF DORAL PENSION CUSTODIAL ACCOUNT	-\$416.67	\$0.00

Income Received
Summary

	Amount	Percent
■ Taxable Domestic FI (Funds)	745.69	79%
■ Cash Equivalents	196.32	21%
Total of your portfolio	\$942.01	100%


Details
Trade Date

Settlement Date	Transaction Description	Principal amount	Income amount
-----------------	-------------------------	------------------	---------------

██████████ CITY OF DORAL PENSION CUSTODIAL ACCOUNT

Dividends
Cash and Equivalents
Cash Equivalents
Cash Equivalents

February 29, 2024	Daily Rate Income on Fidelity Government Portfolio For Period of 02/01/24 to 02/29/24 Due on	196.32	
February 29, 2024	02/29/24, CUSIP 31607A703		
Total Cash Equivalents		\$196.32	\$0.00
Total Cash Equivalents		\$196.32	\$0.00
Total Cash and Equivalents		\$196.32	\$0.00


Income Received (continued)

Trade Date	Transaction Description	Principal amount	Income amount
Settlement Date			
<i>Fixed Income</i>			
<i>Taxable Domestic FI (Funds)</i>			
<i>Core - Investment-Grade Bond (Funds)</i>			
January 31, 2024	Daily Rate Income on Fidelity US Bond Index For Period of 01/01/24 to 01/31/24 Due on 01/31/24,	745.69	
January 31, 2024	CUSIP 316146356		
Total Core - Investment-Grade Bond (Funds)		\$745.69	\$0.00
Total Taxable Domestic FI (Funds)		\$745.69	\$0.00
Total Fixed Income		\$745.69	\$0.00
Total Dividends		\$942.01	\$0.00
Total	CITY OF DORAL PENSION CUSTODIAL ACCOUNT	\$942.01	\$0.00

Other Income and Capital Gain Distributions

Summary

	Amount	Percent
Cash	1.70	100%
Total of your portfolio	\$1.70	100%



Details

Trade Date	Settlement Date	Transaction Description	Principal amount	Income amount
		CITY OF DORAL PENSION CUSTODIAL ACCOUNT		
		<i>Shareholder/12b-1</i>		
		<i>Cash and Equivalents</i>		
		<i>Cash</i>		
		<i>Cash</i>		
February 28, 2024		Cash Receipt - 12b-1 Fee via MEMO, Payment for the month ending 31 Jan 2024 FIDELITY INV	1.70	
February 28, 2024		MMKT GOVT-INST 31607A703		
Total Cash			\$1.70	\$0.00
Total Cash			\$1.70	\$0.00
Total Cash and Equivalents			\$1.70	\$0.00
Total Shareholder/12b-1			\$1.70	\$0.00
Total		CITY OF DORAL PENSION CUSTODIAL ACCOUNT	\$1.70	\$0.00

Security Transactions

No transactions this period.

Income Accrual on February 29, 2024

	Number of shares	Ex date Pay date	Annual rate	Beginning Accrual	Income Earned	Income Received	Ending Accrual
CITY OF DORAL PENSION CUSTODIAL ACCOUNT							
<i>Cash</i>							
<i>Cash</i>							
US Dollar (Spot Currency:USD)	0.00			0.00	1.70	1.70	0.00
Total Cash				\$0.00	\$1.70	\$1.70	\$0.00
Total Cash				\$0.00	\$1.70	\$1.70	\$0.00
<i>Cash Equivalents</i>							
<i>Cash Equivalents</i>							
Fidelity Government Portfolio (CUSIP:31607A703)	47,152.24		5.36%	0.00	196.32	196.32	0.00
Total Cash Equivalents				\$0.00	\$196.32	\$196.32	\$0.00
Total Cash Equivalents				\$0.00	\$196.32	\$196.32	\$0.00
<i>Accrued Income</i>							
<i>Accrued Income</i>							
Ending Accrual (Firm Defined Security ID:TOTALACCR)	0.00			0.00	0.00	0.00	0.00
Total Accrued Income				\$0.00	\$0.00	\$0.00	\$0.00
Total Accrued Income				\$0.00	\$0.00	\$0.00	\$0.00
<i>Domestic Large Cap</i>							
<i>Core</i>							
Fidelity 500 Index Fund (CUSIP:315911750)	1,048.458		1.35%	0.00	0.00	0.00	0.00
Total Core				\$0.00	\$0.00	\$0.00	\$0.00
Total Domestic Large Cap				\$0.00	\$0.00	\$0.00	\$0.00
<i>International Equity</i>							
<i>International Developed</i>							
Fidelity Global ex US Index Fund (CUSIP:316146315)	11,226.136		2.91%	0.00	0.00	0.00	0.00
Total International Developed				\$0.00	\$0.00	\$0.00	\$0.00
Total International Equity				\$0.00	\$0.00	\$0.00	\$0.00

Income Accrual on February 29, 2024 (continued)

	Number of shares	Ex date Pay date	Annual rate	Beginning Accrual	Income Earned	Income Received	Ending Accrual
<i>Taxable Domestic FI (Funds)</i>							
<i>Core - Investment-Grade Bond (Funds)</i>							
Fidelity US Bond Index (CUSIP:316146356)	26,734.325		3.02%	745.69	720.30	745.69	720.30
Total Core - Investment-Grade Bond (Funds)				\$745.69	\$720.30	\$745.69	\$720.30
Total Taxable Domestic FI (Funds)				\$745.69	\$720.30	\$745.69	\$720.30
Total for [REDACTED] CITY OF DORAL PENSION CUSTODIAL ACCOUNT				\$745.69	\$918.32	\$943.71	\$720.30
Total Accrual				\$745.69	\$918.32	\$943.71	\$720.30

Information**IMPORTANT INFORMATION FOR ALL REGIONS BANK CUSTOMERS:**

WE ENCOURAGE YOU TO CONTACT YOUR TRUST ADVISOR OR RELATIONSHIP MANAGER IF YOUR FINANCIAL OBJECTIVES CHANGE OR IF YOU WANT TO DISCUSS THE INVESTMENT OBJECTIVES OF YOUR ACCOUNT. TRUST SERVICES ARE PROVIDED THROUGH REGIONS PRIVATE WEALTH MANAGEMENT OR INSTITUTIONAL SERVICES, A BUSINESS UNIT WITHIN REGIONS BANK. INVESTMENTS IN SECURITIES, INSURANCE AND ANNUITY PRODUCTS: ARE NOT FDIC INSURED, ARE NOT A DEPOSIT, ARE NOT BANK GUARANTEED, ARE NOT INSURED BY ANY FEDERAL GOVERNMENT AGENCY, MAY GO DOWN IN VALUE, AND ARE NOT A CONDITION OF ANY BANKING ACTIVITY.

INVESTMENT PRODUCTS AND FEES/REVENUE-SHARING DISCLOSURES

REGIONS PRIVATE WEALTH MANAGEMENT OR INSTITUTIONAL SERVICES MAY INVEST IN INVESTMENT PRODUCTS NOT AFFILIATED WITH REGIONS BANK OR ITS AFFILIATES. REGIONS BANK MAY RECEIVE 12B-1 FEES AND/OR ANNUAL REVENUE SHARING FEES FROM THE USE OF THESE INVESTMENT PRODUCTS IN ITS CUSTOMERS' ACCOUNTS. THE 12B-1 FEES RECEIVED BY REGIONS BANK VARY BY INVESTMENT PRODUCT AND IN NO CIRCUMSTANCES EXCEED .50% OF THE AVERAGE DAILY NET ASSETS INVESTED IN ANY PRODUCT; IN MOST CIRCUMSTANCES THE FEE IS .25% OR LESS. ANNUAL REVENUE SHARING FEES OF UP TO .15% OF THE MARKET VALUE OF THE ASSETS INVESTED IN CERTAIN MONEY MARKET MUTUAL FUNDS ARE PAID DIRECTLY TO REGIONS BANK FROM THE INVESTMENT PROVIDER. IN THE EVENT AN ACCOUNT HAS BEEN TERMINATED AND FORMALLY CLOSED, AN ADMINISTRATIVE FEE OF UP TO \$50 FOR PROCESSING EACH CLASS ACTION SETTLEMENT PAYMENT OR ANY OTHER CASH RECEIPT WILL BE CHARGED.

MARKET VALUES AND ESTIMATED INCOME FIGURES ARE NOT GUARANTEED BUT DO COME FROM RELIABLE SOURCES.

FOR SECURITIES TRADED ON A MAJOR EXCHANGE, MARKET VALUES ARE PRICED AS OF THE STATEMENT DATE AS PROVIDED BY VARIOUS PRICING SERVICES. THE METHOD AND FREQUENCY OF PRICING ASSETS NOT TRADED ON MAJOR EXCHANGES VARIES DEPENDING ON THE TYPE OF ASSETS; THEREFORE, THE PRICE SHOWN ON YOUR STATEMENT MAY NOT BE A CURRENT VALUE AS OF THE STATEMENT DATE. WE CANNOT GUARANTEE THEIR ACCURACY OR THAT THE ASSETS CAN BE BOUGHT OR SOLD FOR THESE PRICES. FOR MORE DETAILED INFORMATION REGARDING FEES, PLEASE CONSULT THE FUND PROSPECTUS OR CONTACT YOUR TRUST ADVISOR OR RELATIONSHIP MANAGER.

IMPORTANT INFORMATION FOR RETIREMENT SERVICES ACCOUNTS:

REGIONS MAY RECEIVE 12B-1, SHAREHOLDER SERVICE FEES AND/OR SUB-TRANSFER AGENT FEES FROM THE FUNDS OF UP TO .75% OF THE MARKET VALUE OF PLAN ASSETS INVESTED IN THE FUND PAYING SUCH FEES. REGIONS MAY RECEIVE A FINDER'S FEE IN AN AMOUNT UP TO 1.00% OF THE VALUE OF NEW PURCHASES IN A FUND WHERE THE PLAN'S INVESTMENT IN THE FUND EXCEEDS A SPECIFIC DOLLAR AMOUNT DETERMINED BY THE FUND FAMILY. REGIONS MAY RECEIVE AN ANNUAL REVENUE SHARING FEE FROM THE FUND DISTRIBUTOR OF UP TO .15% OF THE MARKET VALUE OF PLAN ASSETS INVESTED IN THE FUND. PERCENTAGES DESCRIBE FEES THAT ARE CALCULATED AS AN ANNUAL PERCENTAGE OF THE ASSETS INVESTED BY REGIONS CLIENTS IN THE PARTICULAR FUND OR FUND FAMILY. 12B-1, SUB-TRANSFER AGENT AND SHAREHOLDER SERVICE FEES ARE PAID OUT OF THE ASSETS OF THE MUTUAL FUNDS; REVENUE SHARING AND FINDERS FEES ARE NOT CHARGED AGAINST MUTUAL FUND ASSETS.

REGIONS TRUST CASH SWEEP (RTCS) DISCLOSURE

UNLESS YOU HAVE INSTRUCTED US TO USE A THIRD-PARTY SHORT TERM INVESTMENT VEHICLE TO HOLD CASH IN THE ACCOUNT, WE USE ONE OF THE REGIONS TRUST CASH SWEEP FUNDS ("RTCS") TO ENSURE THAT ALL CASH IN THE ACCOUNT IS INVESTED DAILY. AS INVESTMENTS IN THE ACCOUNT GENERATE CASH, THIS CASH IS AUTOMATICALLY SWEEPED INTO RTCS EACH DAY WHERE THE CASH EARNS INTEREST RATHER THAN SITTING IDLE BEFORE BEING DISTRIBUTED OR REINVESTED. EACH RTCS FUND PAYS INTEREST IN ACCORDANCE WITH THE DISCLOSURE PROVIDED

Information (continued)

TO YOU AT THE TIME THE FUND WAS SELECTED. THE INVESTMENT OBJECTIVE OF RTCS IS TO PRODUCE CURRENT INCOME WITH LIQUIDITY AND STABLE PRINCIPAL. RTCS IS AN FDIC-INSURED DEPOSIT IN REGIONS BANK. BALANCES IN EXCESS OF THE STANDARD MAXIMUM INSURED AMOUNT (GENERALLY \$250,000) MAY OR MAY NOT BE COLLATERALIZED BY MARKETABLE SECURITIES SEGREGATED BY REGIONS BANK FOR PURPOSES OF SECURING THESE DEPOSITS, DEPENDING UPON THE PARTICULAR RTCS FUND SELECTED. THERE ARE NO SEPARATE MANAGEMENT FEES ASSOCIATED WITH RTCS. THE ACCOUNT FEES BASED ON THE TOTAL MARKET VALUE OF THE ACCOUNT WILL INCLUDE THE RTCS ASSETS IN THE CALCULATION. AS BANKING PRODUCTS CHANGE, REGIONS BANK MAY CHANGE THE TYPE OF DEPOSIT OR ACCOUNT WE USE FOR THE RTCS. WE WILL NOTIFY YOU IF ANY CHANGE IS A MATERIAL CHANGE.

IMPORTANT INFORMATION FOR RESPONSIBLE PLAN FIDUCIARIES, RETIREMENT PLAN SPONSORS, IRA OWNERS AND INVESTMENT MANAGERS

IF YOU ARE A RESPONSIBLE PLAN FIDUCIARY, A RETIREMENT PLAN SPONSOR, AN IRA OWNER, OR AN INVESTMENT MANAGER, AND YOU HAVE ALREADY AUTHORIZED THE USE OF REGIONS BANK AS A DEPOSITORY FOR UNINVESTED CASH, THEN IT IS NOT NECESSARY TO TAKE ADDITIONAL ACTION TO APPROVE THE USE OF THE RTCS TO HOLD CASH IN THE RETIREMENT PLAN OR IRA TRUST. HOWEVER, IF YOU DO NOT APPROVE OF THE USE OF THE RTCS, YOU MUST CONTACT YOUR RELATIONSHIP MANAGER OR TRUST ADVISOR TO DESIGNATE ANOTHER SHORT TERM INVESTMENT VEHICLE TO HOLD CASH IN THE ACCOUNT.

COST BASIS REPORTING REQUIREMENTS BEGINNING JANUARY 1, 2011, FOR AGENCY AND CUSTODY ACCOUNTS

THE EMERGENCY ECONOMIC STABILIZATION ACT OF 2008 MANDATED TAX REPORTING CHANGES THAT REQUIRE FINANCIAL INSTITUTIONS TO REPORT THE ADJUSTED COST BASIS OF CERTAIN SOLD SECURITIES, INCLUDING WHETHER THE GAIN OR LOSS IS SHORT OR LONG-TERM, TO THE IRS AND TO CUSTOMERS ON FORM 1099-B.

COVERED VS. NON-COVERED SECURITIES

THE CHANGES ARE BEING ROLLED OUT IN PHASES AS INDICATED BELOW. COVERED SECURITIES ARE THOSE ACQUIRED ON OR AFTER THE DATES SPECIFIED IN THE LEGISLATION. COST BASIS FOR THESE SECURITIES MUST BE REPORTED BY FINANCIAL INSTITUTIONS. SECURITIES ACQUIRED BEFORE THESE DATES ARE NON-COVERED AND FINANCIAL INSTITUTIONS ARE NOT REQUIRED TO REPORT THE COST BASIS. TAXPAYERS ARE RESPONSIBLE FOR ACCURATELY REPORTING COST BASIS ON COVERED AND NON-COVERED SECURITIES TO THE IRS ON THEIR TAX RETURNS.

EQUITIES.....	ACQUIRED ON OR AFTER JAN. 1, 2011
MUTUAL FUNDS, DIVIDEND REINVESTMENT PLANS (DRIPS) AND MOST ETFS.....	ACQUIRED ON OR AFTER JAN. 1, 2012
SIMPLE DEBT INSTRUMENTS AND OPTIONS.....	ACQUIRED ON OR AFTER JAN. 1, 2014
DEBT INSTRUMENTS WITH COMPLEX FEATURES.....	ACQUIRED ON OR AFTER JAN. 1, 2016

TAX LOT SELECTION METHOD

THE IRS REQUIRES THE USE OF A DEFAULT COST BASIS METHOD FOR CALCULATING GAINS AND LOSSES UNLESS A CLIENT OR ADVISOR ACTING ON THE CLIENT'S BEHALF CHOOSES ANOTHER METHOD. FOR EQUITIES, THE IRS DEFAULT SELECTION METHOD IS FIRST IN, FIRST OUT (FIFO). HOWEVER, PRIOR TO OCTOBER 1, 2017, REGIONS' DEFAULT SELECTION METHOD WAS LONG TERM, HIGH COST UNLESS THE CLIENT REQUESTED A DIFFERENT DEFAULT METHOD. EFFECTIVE OCTOBER 1, 2017, REGIONS' DEFAULT SELECTION METHOD IS MINIMIZE GAIN UNLESS THE CLIENT DIRECTS OTHERWISE. IF A CLIENT DESIRES A DIFFERENT DEFAULT SELECTION METHOD THAN MINIMIZE GAIN, THE CLIENT SHOULD CONTACT

Information (continued)

THEIR TRUST ADVISOR. CLIENTS CAN CHANGE THE DEFAULT SELECTION METHOD OR OVERRIDE IT FOR A SPECIFIC TRADE. AN ALTERNATE DEFAULT SELECTION METHOD MUST BE SPECIFIED EITHER AT THE TIME OF THE TRADE OR THROUGH A STANDING ORDER; HOWEVER, ONCE THE TRADE SETTLES, THE METHOD USED WILL BE FINAL AND CANNOT BE CHANGED.

FORM 1099-B

FINANCIAL INSTITUTIONS ARE REQUIRED TO INCLUDE COST BASIS, ACQUISITION DATE, WASH SALE DISALLOWED LOSS, AND HOLDING PERIOD INFORMATION FOR COVERED SECURITIES ON FORM 1099-B.

TRADE REQUESTS

REGIONS WEALTH MANAGEMENT PERFORMS TRADE REQUESTS AS AN ACCOMMODATION ONLY. REGIONS WEALTH MANAGEMENT ALLOWS THE USE OF ELECTRONIC COMMUNICATION (I.E., FAX OR EMAIL OR VOICEMAIL) BY ANY CUSTOMER TO REQUEST, AUTHORIZE OR EFFECT THE PURCHASE OR SALE OF SECURITIES. WE DO NOT GUARANTEE THAT ANY SUCH REQUEST WILL BE TIMELY PROCESSED. REGIONS WEALTH MANAGEMENT SHALL NOT BE RESPONSIBLE FOR CARRYING OUT SUCH ORAL OR WRITTEN (INCLUDING ELECTRONIC) INSTRUCTIONS UNTIL WE HAVE ACKNOWLEDGED RECEIPT OF SUCH INSTRUCTIONS.

ANNUAL NOTICE OF FEDERAL WITHHOLDING TAX ON PERIODIC PAYMENTS

IT IS NOT NECESSARY TO CONTACT REGIONS IF YOU DO NOT WISH TO MAKE A CHANGE IN THE AMOUNT CURRENTLY BEING WITHHELD. IF FEDERAL INCOME TAXES HAVE BEEN WITHHELD FROM THE PENSION PAYMENTS YOU ARE RECEIVING AND IF YOU DO NOT WISH TO HAVE TAXES WITHHELD, YOU SHOULD COMPLETE AN IRS FORM W-4P AND SUBMIT IT TO YOUR ACCOUNT RELATIONSHIP MANAGER. HOWEVER, IF YOU ELECT NOT TO HAVE WITHHOLDING APPLY TO YOUR PENSION PAYMENTS, OR IF YOU DO NOT HAVE ENOUGH FEDERAL INCOME TAX WITHHELD FROM YOUR PENSION PAYMENTS, YOU MAY BE RESPONSIBLE FOR PAYMENT OF ESTIMATED TAX. YOU MAY INCUR PENALTIES UNDER THE ESTIMATED TAX RULES IF YOUR WITHHOLDING AND ESTIMATED TAX PAYMENTS ARE NOT SUFFICIENT. IF FEDERAL INCOME TAXES ARE NOT BEING WITHHELD FROM YOUR PENSION PAYMENTS BECAUSE YOU HAVE ELECTED NOT TO HAVE WITHHOLDING APPLY AND IF YOU WISH TO REVOKE THAT ELECTION AND HAVE FEDERAL INCOME TAXES WITHHELD FROM YOUR PENSION PAYMENTS, YOU SHOULD COMPLETE AN IRS FORM W-4P AND SUBMIT TO YOUR RELATIONSHIP MANAGER. THESE FORMS MAY BE OBTAINED FROM THE INTERNAL REVENUE SERVICE WEBSITE, IRS.GOV (SELECT THE MORE FORMS AND PUBLICATIONS TAB AND FOLLOW THE INSTRUCTIONS TO FORM W-4P), OR BY CALLING THE IRS AT 1-800-829-1040. YOU MAY ALSO CONTACT YOUR ACCOUNT RELATIONSHIP MANAGER AND THEY WILL MAIL YOU THE FORM. IF YOU WISH TO CHANGE PREVIOUS ELECTION, PLEASE COMPLETE AND MAIL TO YOUR ACCOUNT RELATIONSHIP MANAGER. YOU SHOULD INDICATE ON FORM W-4P YOUR NAME, SOCIAL SECURITY NUMBER AND THE COMPANY FROM WHICH YOU ARE RETIRED, AS WELL AS YOUR WITHHOLDING ELECTION.

NOTICE OF LIMITATIONS PERIOD FOR BREACH OF TRUST ACTIONS

THIS NOTICE, AS WELL AS ANY EARLIER OR OTHER COMMUNICATION CONTAINING SUCH INFORMATION, SERVES TO ALERT PERSONS OR ENTITIES WITH AN INTEREST IN THIS ACCOUNT THAT (i) IN MANY STATES, INCLUDING THOSE LISTED BELOW, STATUTES OF LIMITATIONS PROVIDE THAT A BENEFICIARY OF A TRUST MAY NOT COMMENCE A PROCEEDING AGAINST A TRUSTEE FOR BREACH OF TRUST MORE THAN A CERTAIN PERIOD AFTER THE DATE THAT THE BENEFICIARY OR REPRESENTATIVE OF THE BENEFICIARY WAS SENT A REPORT* DISCLOSING ADEQUATE INFORMATION TO ALERT THE BENEFICIARY OR REPRESENTATIVE OF THE EXISTENCE OF A POTENTIAL CLAIM FOR BREACH OF TRUST; (ii) THIS STATEMENT IS A REPORT WITHIN THE MEANING OF SUCH STATUTES AS TO ALL INFORMATION CONTAINED HEREIN, INCLUDING, WITHOUT LIMITATION, THE COMPENSATION RECEIVED BY REGIONS BANK AND ITS AFFILIATES, INVESTMENTS MADE, HELD OR DISPOSED OF AND DISBURSEMENTS AND DISTRIBUTIONS MADE ON BEHALF OF THIS ACCOUNT; AND (iii) ANY PERSON OBJECTING TO ANY MATTER DISCLOSED IN THIS STATEMENT MAY BE

Information (continued)

REQUIRED BY SUCH STATUTES TO COMMENCE A PROCEEDING AGAINST REGIONS BANK WITHIN THE TIME ALLOWED BY LAW IN ORDER TO PRESERVE HIS, HER OR ITS RIGHTS TO BRING LEGAL ACTION RELATING TO SUCH OBJECTION. AN ACTION FOR BREACH OF TRUST BASED ON MATTERS DISCLOSED IN A TRUST ACCOUNTING OR OTHER WRITTEN REPORT OF THE TRUSTEE MAY BE SUBJECT TO A SPECIFIC STATUTE OF LIMITATIONS FROM THE SENDING OR RECEIPT OF THE TRUST ACCOUNTING OR OTHER WRITTEN REPORT, BASED ON THE PARTICULARS OF THE STATE STATUTE. ALSO, IN CERTAIN STATES (MARKED BELOW WITH [*]), THE EFFECT OF TRIGGERING THE STATUTE OF LIMITATIONS MAY POSSIBLY APPLY ONLY TO A STATEMENT OR REPORT THAT IS FINAL OR AT THE TERMINATION OF THE TRUST OR BENEFICIARY RELATIONSHIP. IN A STATE MARKED BELOW WITH [**], THE STATUTE OF LIMITATIONS MAY VARY, ACCORDING TO THE DATE THE TRUSTEESHIP WAS ACCEPTED OR THE DATE THE TRUST BECAME IRREVOCABLE. PLEASE NOTE THAT THE TIME ALLOWED FOR COMMENCING A PROCEEDING CONSISTS OF THE FOLLOWING PERIOD UNDER APPLICABLE STATE LAW: 6 MONTHS (FL); 1 YEAR (AR, MS, MO, SC, TN, IA, KY); 2 YEARS (AL, IL**, GA, LA); 3 YEARS (IL**, IN*); 4 YEARS (TX); 5 YEARS (NC*). ADDITIONALLY, ACCOUNTS FOR WHICH REGIONS SERVES AS AGENT FOR AN INDIVIDUAL OR ENTITY AS PRINCIPAL, WHETHER THE PRINCIPAL SERVES IN AN INDIVIDUAL OR FIDUCIARY CAPACITY, LIKEWISE ARE SUBJECT TO APPLICABLE STATUTES OF LIMITATION. THIS STATEMENT, AS WELL AS ANY EARLIER OR OTHER COMMUNICATION CONTAINING SUCH INFORMATION, IS NOTICE AS TO ALL INFORMATION CONTAINED HEREIN, AND THE PRINCIPAL MAY BE REQUIRED BY SUCH STATUTES TO COMMENCE A PROCEEDING AGAINST REGIONS BANK WITHIN THE TIME ALLOWED BY LAW IN ORDER TO PRESERVE HIS, HER OR ITS RIGHTS TO BRING LEGAL ACTION RELATING TO ANY MATTER DISCLOSED IN THIS STATEMENT. THIS NOTICE IS FOR INFORMATIONAL PURPOSES ONLY AND IS NOT LEGAL ADVICE; PLEASE CONSULT YOUR ATTORNEY REGARDING ANY QUESTIONS ABOUT WHICH STATE LAW IS APPLICABLE AND ITS EFFECT.

S&P FIXED INCOME ASSET RATINGS:

REGARDING ANY PRESENTATION OF ASSET RATING INFORMATION PROVIDED BY STANDARD & POORS WITHIN THIS DOCUMENT, ALL INFORMATION IS COPYRIGHT © 2022, S&P GLOBAL MARKET INTELLIGENCE (AND ITS AFFILIATES AS APPLICABLE). REPRODUCTION OF ANY INFORMATION, OPINIONS, VIEWS, DATA OR MATERIAL, INCLUDING RATINGS (“CONTENT”) IN ANY FORM IS PROHIBITED EXCEPT WITH THE PRIOR WRITTEN PERMISSION OF THE RELEVANT PARTY. SUCH PARTY, ITS AFFILIATES AND SUPPLIERS (“CONTENT PROVIDERS”) DO NOT GUARANTEE THE ACCURACY, ADEQUACY, COMPLETENESS, TIMELINESS OR AVAILABILITY OF ANY CONTENT AND ARE NOT RESPONSIBLE FOR ANY ERRORS OR OMISSIONS (NEGLIGENT OR OTHERWISE), REGARDLESS OF THE CAUSE, OR FOR THE RESULTS OBTAINED FROM THE USE OF SUCH CONTENT. IN NO EVENT SHALL CONTENT PROVIDERS BE LIABLE FOR ANY DAMAGES, COSTS, EXPENSES, LEGAL FEES, OR LOSSES (INCLUDING LOST INCOME OR LOST PROFIT AND OPPORTUNITY COSTS) IN CONNECTION WITH ANY USE OF THE CONTENT. A REFERENCE TO A PARTICULAR INVESTMENT OR SECURITY, A RATING OR ANY OBSERVATION CONCERNING AN INVESTMENT THAT IS PART OF THE CONTENT IS NOT A RECOMMENDATION TO BUY, SELL OR HOLD SUCH INVESTMENT OR SECURITY, DOES NOT ADDRESS THE SUITABILITY OF AN INVESTMENT OR SECURITY AND SHOULD NOT BE RELIED ON AS INVESTMENT ADVICE. CREDIT RATINGS ARE STATEMENTS OF OPINIONS AND ARE NOT STATEMENTS OF FACT.

PERFORMANCE:

PERFORMANCE INFORMATION IS PROVIDED FOR THE SOLE USE OF THE INDIVIDUAL(S) IT IS PRESENTED TO. PERFORMANCE RESULTS CONTAINED IN THIS STATEMENT REFLECTS TRADING IN YOUR ACCOUNT(S) AND IS FOR INFORMATIONAL PURPOSES ONLY. RETURNS ARE CALCULATED USING A THIRD-PARTY VENDOR, SEI. PERFORMANCE INFORMATION MAY NOT REFLECT PERFORMANCE OF ALL ASSETS REFLECTED ON THIS STATEMENT AS SOME ASSETS MAY NOT BE SUBJECT TO OUR DISCRETIONARY AUTHORITY REGARDING INVESTMENT DECISIONS AND MAY BE EXCLUDED FROM THE INVESTMENT PERFORMANCE CALCULATIONS. FACTORS IMPACTING THE RETURNS INCLUDE INDIVIDUAL CLIENT RISK TOLERANCE,

Information (continued)

RESTRICTIONS A CLIENT MAY PLACE ON THE ACCOUNT, INVESTMENT OBJECTIVES, CHOICE OF BROKER/DEALER OR CUSTODIANS, AS WELL AS OTHER FACTORS. YOUR ACCOUNT(S) PERFORMANCE MAY DIFFER FROM THAT OF OTHER CLIENTS DUE TO, AMONG OTHER THINGS, COMMISSION, TIMING OF ORDER ENTRY, OR THE MANNER IN WHICH THE TRADES WERE EXECUTED. THE INFORMATION PRESENTED HAS BEEN OBTAINED FROM SOURCES BELIEVED TO BE ACCURATE AND RELIABLE. REGIONS CANNOT GUARANTEE THE ACCURACY OR COMPLETENESS OF SUCH INFORMATION AND ASSUMES NO LIABILITY FOR DAMAGES RESULTING FROM OR ARISING OUT OF THE USE OF SUCH INFORMATION. FOR PRIVATE WEALTH AND INSTITUTIONAL SERVICES ACCOUNTS PERFORMANCE IS PRESENTED AS NET OF FEES PERFORMANCE, THEREBY FEES (AND TRADING COMMISSIONS) ARE REFLECTED IN THE DATA. THE FEE SCHEDULE IS DESCRIBED IN YOUR INVESTMENT MANAGEMENT CONTRACT.

PAST PERFORMANCE IS NOT INDICATIVE OF FUTURE RETURNS. CURRENT PERFORMANCE MAY BE LOWER OR HIGHER THAN THE PERFORMANCE DATA PRESENTED. THE INVESTMENT RETURN AND PRINCIPAL VALUE OF AN INVESTMENT WILL FLUCTUATE SO THAT, WHEN REDEEMED, IT MAY BE WORTH MORE OR LESS THAN THE ORIGINAL VALUE. IT SHOULD NOT BE ASSUMED THAT RECOMMENDATIONS MADE IN THE FUTURE WILL BE PROFITABLE OR WILL EQUAL THE PERFORMANCE OF THE SECURITIES PRESENTED HEREIN. SECURITIES ARE NOT FDIC INSURANCE, HAVE NO BANK GUARANTEE, AND MAY LOSE VALUE.

TRADE ERROR CORRECTION:

FROM TIME TO TIME ERRORS MAY OCCUR IN THE EXECUTION OF TRADES FOR YOUR ACCOUNT. WHEN RESPONSIBLE FOR SUCH AN ERROR, REGIONS WILL NOTIFY YOU AND WILL CORRECT ANY ERROR AS SOON AS ADMINISTRATIVELY FEASIBLE BY ADDRESSING ANY LOSSES AND PUTTING YOUR ACCOUNT INTO THE SAME POSITION AS IF THE ERROR HAD NOT OCCURRED. WHERE ADMINISTRATIVELY FEASIBLE, ANY GAINS RESULTING FROM THE ERROR MAY BE RETAINED IN YOUR ACCOUNT. TRADING ERRORS WILL NOT OTHERWISE BE REFLECTED IN YOUR STATEMENT IF CORRECTED WITHIN 30 DAYS OR WITHIN THE SAME MONTHLY STATEMENT CYCLE.

Information (continued)

This page intentionally left blank.

Account Statement

February 1, 2024 - February 29, 2024

CITY OF DORAL - GENERAL FUND



Your Relationship Team

Relationship Consultant: JANET H RICARDO 904 565 7973 janet.ricardo@regions.com

Accounts Included In This Statement

██████████ CITY OF DORAL - GENERAL FUND

ELIZA RASSI
8401 NW 53RD TERRACE
DORAL, FL 33166
United States

This page intentionally left blank.

Table of Contents

Schedules	Page
Balance Sheet.....	5
Overview of Your Account.....	6
Portfolio Analysis.....	7
Portfolio Holdings.....	8
Purchases.....	27
Realized Gains and Losses.....	30
Contributions and Receipts.....	52
Distributions and Disbursements.....	53
Fees and Expenses.....	54
Income Received.....	55
Other Income and Capital Gain Distributions.....	64
Security Transactions.....	65
Income Accrual.....	66
Information.....	81

This page intentionally left blank.

Balance Sheet on February 29, 2024

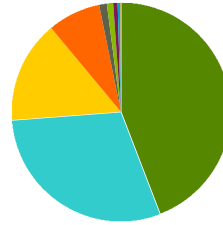
	As of January 31, 2024		As of February 29, 2024		% of Account
	Market Value	Cost Basis	Market Value	Cost Basis	
Cash and Equivalents					
Cash	-509,847.00	-509,847.00	0.00	0.00	0.00%
Cash Equivalents	801,575.81	801,575.81	67,756.80	67,756.80	0.10%
Accrued Income	491,995.54	491,995.54	488,216.71	488,216.71	0.70%
Total Cash and Equivalents	\$783,724.35	\$783,724.35	\$555,973.51	\$555,973.51	0.80%
Fixed Income					
US Government	32,061,746.85	32,089,403.91	30,737,857.30	31,035,722.65	44.12%
Agency MBS	693,970.59	749,002.95	673,920.98	734,767.11	0.97%
CMO	824,028.83	867,881.10	770,594.58	812,838.00	1.11%
CMBS	4,801,044.75	4,810,202.04	5,421,109.48	5,442,471.21	7.78%
Consumer ABS	10,864,012.65	10,947,755.25	10,619,256.43	10,736,812.15	15.24%
Commercial ABS	268,323.38	271,704.69	259,893.30	264,564.27	0.37%
US Credit	19,589,253.16	19,553,750.50	20,628,447.61	20,712,592.35	29.61%
Total Fixed Income	\$69,102,380.21	\$69,289,700.44	\$69,111,079.68	\$69,739,767.74	99.20%
	\$69,886,104.56	\$70,073,424.79	\$69,667,053.19	\$70,295,741.25	100.00%

Overview of Your Account - [REDACTED] CITY OF DORAL - GENERAL FUND

Investment Objective Directed Retention of Assets

Asset allocation on February 29, 2024

	Market value (\$)	Percent
■ US Government	30,737,857.30	44%
■ US Credit	20,628,447.61	30%
■ Consumer ABS	10,619,256.43	15%
■ CMBS	5,421,109.48	8%
■ CMO	770,594.58	1%
■ Agency MBS	673,920.98	1%
■ Accrued Income	488,216.71	1%
■ Commercial ABS	259,893.30	0%
■ Other	67,756.80	0%
Total of your account	\$69,667,053.19	100%



Only the top 8 holding sectors are represented.

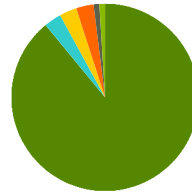
Activity Summary

	This Period	Year to Date
Beginning Market Value	69,886,104.56	67,802,995.96
Contributions/Receipts	25,715.75	75,784.80
Distributions/Disbursements	-25,715.75	-75,784.80
Fees/Expenses	0.00	0.00
Dividends	2,275.88	7,258.38
Interest	205,692.33	986,976.87
Other Income/Capital Gain Distributions	0.00	0.00
Security Transactions	0.00	0.00
Realized Gain/Loss	-7,293.76	-554,763.19
Net Interest Bought & Sold	25,199.32	60,524.13
Change in Accrual	-3,778.83	20,436.99
Cost Adjustments	221.52	227.15
Net Change in Unrealized Gain/Loss	-441,367.83	1,343,396.90
Market Value on Feb 29, 2024	\$69,667,053.19	\$69,667,053.19

Portfolio Analysis - ██████████ CITY OF DORAL - GENERAL FUND

Geographic Concentration

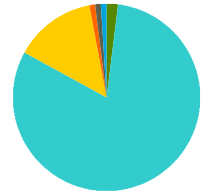
	Market Value (\$)	Percent
■ US	61,720,661.13	89%
■ Europe Ex UK	2,282,320.00	3%
■ Canada	2,110,622.25	3%
■ Asia Ex Japan	2,028,443.50	3%
■ UK	805,662.28	1%
■ Japan	719,344.03	1%
Total of Your Portfolio	\$69,667,053.19	100%



The data in the quadrant above represents the concentration of assets in your portfolio by geographic region. Source: Bloomberg, Extel, ICE

Bond Maturity

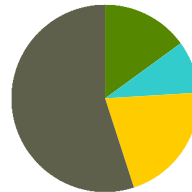
	Market Value (\$)	Percent
■ Less than 1 Year	1,510,429.47	2%
■ 1 to 3 Years	56,051,766.09	81%
■ 3 to 5 Years	9,606,874.18	14%
■ 5 to 7 Years	497,494.38	1%
■ 7 to 10 Years	369,696.61	1%
■ 10 to 15 Years	317,067.58	0%
■ 15 to 20 Years	65,385.25	0%
■ Over 30 Years	692,366.12	1%
Total of Your Portfolio	\$69,111,079.68	100%



The data in the quadrant above represents the concentration of bonds in your portfolio by maturity date. Source: Bloomberg, Extel, ICE

Bond Quality Ratings

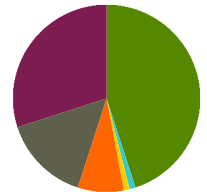
	Market Value (\$)	Percent
■ AAA	10,108,641.44	15%
■ AA	6,006,436.17	9%
■ A	14,170,684.99	21%
■ BBB	289,805.13	0%
■ All Others	38,535,511.95	55%
Total of Your Portfolio	\$69,111,079.68	100%



The data in the quadrant above represents the concentration of bonds in your portfolio by S&P credit rating. Source: ICE

Fixed Income Sector Analysis

	Market Value (\$)	Percent
■ US Government	30,737,857.30	45%
■ Agency MBS	673,920.98	1%
■ CMO	770,594.58	1%
■ CMBS	5,421,109.48	8%
■ Consumer ABS	10,619,256.43	15%
■ Commercial ABS	259,893.30	0%
■ US Credit	20,628,447.61	30%
Total of Your Portfolio	\$69,111,079.68	100%



The data in the quadrant above represents the concentration of bonds in your portfolio by fixed income sector. Source: RIM Fixed Income Investment

Portfolio Holdings on February 29, 2024

	Number of shares	Share price	Market Value	Accrued Income	Cost Basis / Unrealized G/L	Est. Ann. Inc. /Yield at Market	% of Account
Cash and Equivalents							
<i>Cash Equivalents</i>							
Fidelity Government Portfolio (CUSIP:316175108)	67,756.80	1.00	67,756.80	1,515.68	67,756.80 0.00	3,608.05 5.33%	0.10%
Total Cash Equivalents			\$67,756.80	\$1,515.68	\$67,756.80 \$0.00	\$3,608.05 5.33%	0.10%
<i>Accrued Income</i>							
Ending Accrual	0.00	1.00	488,216.71	0.00	488,216.71 0.00	0.00	0.70%
Total Accrued Income			\$488,216.71	\$0.00	\$488,216.71 \$0.00	\$0.00	0.70%
Total Cash and Equivalents			\$555,973.51	\$1,515.68	\$555,973.51 \$0.00	\$3,608.05 0.65%	0.80%
Fixed Income							
<i>US Government</i>							
United States Treasury Note/Bond 2.875% 15 Jun 2025 (CUSIP:91282CEU1)	1,620,000.00	97.477	1,579,127.40	9,798.57	1,620,253.13 -41,125.73	46,575.00 2.95%	2.27%
United States Treasury Note/Bond 3.125% 15 Aug 2025 (CUSIP:91282CFE6)	1,000,000.00	97.637	976,370.00	1,287.77	988,320.31 -11,950.31	31,250.00 3.20%	1.40%
United States Treasury Note/Bond 3% 15 Jul 2025 (CUSIP:91282CEY3)	3,300,000.00	97.551	3,219,183.00	12,510.99	3,293,425.78 -74,242.78	98,999.99 3.08%	4.62%
United States Treasury Note/Bond 3.625% 15 May 2026 (CUSIP:91282CHBO)	3,025,000.00	98.023	2,965,195.75	32,234.13	2,994,159.18 -28,963.43	109,656.26 3.70%	4.26%
United States Treasury Note/Bond 3.75% 15 Apr 2026 (CUSIP:91282CGV7)	2,415,000.00	98.301	2,373,969.15	34,146.51	2,409,339.84 -35,370.69	90,562.51 3.81%	3.41%

Portfolio Holdings on February 29, 2024 (continued)

	Number of shares	Share price	Market Value	Accrued Income	Cost Basis / Unrealized G/L	Est. Ann. Inc. / Yield at Market	% of Account
<i>US Government (continued)</i>							
United States Treasury Note/Bond 3.875% 15 Jan 2026 (CUSIP:91282CGE5)	1,820,000.00	98.57	1,793,974.00	8,912.50	1,815,521.09 -21,547.09	70,524.99 3.93%	2.58%
United States Treasury Note/Bond 4.125% 15 Jun 2026 (CUSIP:91282CHH7)	780,000.00	99.07	772,746.00	6,769.06	774,607.03 -1,861.03	32,175.00 4.16%	1.11%
United States Treasury Note/Bond 4% 15 Dec 2025 (CUSIP:91282CGA3)	1,370,000.00	98.777	1,353,244.90	11,528.96	1,363,042.97 -9,798.07	54,800.00 4.05%	1.94%
United States Treasury Note/Bond 4% 15 Feb 2026 (CUSIP:91282CGL9)	2,200,000.00	98.809	2,173,798.00	3,626.37	2,170,852.15 2,945.85	87,999.99 4.05%	3.12%
United States Treasury Note/Bond 4% 15 Jan 2027 (CUSIP:91282CJT9)	1,210,000.00	98.828	1,195,818.80	6,116.49	1,211,181.64 -15,362.84	48,400.00 4.05%	1.72%
United States Treasury Note/Bond 4.25% 15 Oct 2025 (CUSIP:91282CFP1)	1,300,000.00	99.195	1,289,535.00	20,831.97	1,291,468.75 -1,933.75	55,250.00 4.28%	1.85%
United States Treasury Note/Bond 4.375% 15 Aug 2026 (CUSIP:91282CHU8)	1,070,000.00	99.668	1,066,447.60	1,929.08	1,059,801.56 6,646.04	46,812.50 4.39%	1.53%
United States Treasury Note/Bond 4.375% 15 Dec 2026 (CUSIP:91282CJP7)	3,695,000.00	99.797	3,687,499.15	34,009.63	3,723,434.18 -35,935.03	161,656.24 4.38%	5.29%
United States Treasury Note/Bond 4.5% 15 Jul 2026 (CUSIP:91282CHM6)	1,265,000.00	99.93	1,264,114.50	7,193.81	1,262,628.12 1,486.38	56,925.00 4.50%	1.81%
United States Treasury Note/Bond 4.5% 15 Nov 2025 (CUSIP:91282CFW6)	2,150,000.00	99.617	2,141,765.50	28,440.24	2,172,087.89 -30,322.39	96,749.99 4.52%	3.07%

Portfolio Holdings on February 29, 2024 (continued)

	Number of shares	Share price	Market Value	Accrued Income	Cost Basis / Unrealized G/L	Est. Ann. Inc. /Yield at Market	% of Account
US Government (continued)							
United States Treasury Note/Bond 4.625% 15 Nov 2026 (CUSIP:91282CJK8)	1,695,000.00	100.375	1,701,356.25	23,044.32	1,708,970.51 -7,614.26	78,393.75 4.61%	2.44%
United States Treasury Note/Bond 4.625% 15 Oct 2026 (CUSIP:91282CJC6)	870,000.00	100.328	872,853.60	15,171.51	868,844.53 4,009.07	40,237.50 4.61%	1.25%
United States Treasury Note/Bond 4.625% 15 Sep 2026 (CUSIP:91282CHY0)	310,000.00	100.277	310,858.70	6,617.31	307,783.99 3,074.71	14,337.50 4.61%	0.45%
Total US Government			\$30,737,857.30	\$264,169.22	\$31,035,722.65 -\$297,865.35	\$1,221,306.22 3.97%	44.12%
Agency MBS							
Fannie Mae Pool FN 885671 6.5% 01 Oct 2036 (CUSIP:31410C6G2)	1,074.94	102.659	1,103.52	5.82	1,074.94 28.58	69.87 6.33%	0.00%
Fannie Mae Pool FN 899203 6.5% 01 Oct 2036 (CUSIP:31410WAC2)	11,664.11	104.679	12,209.87	63.18	11,664.11 545.76	758.17 6.21%	0.02%
Fannie Mae Pool FN 899273 6.5% 01 Nov 2036 (CUSIP:31410WCJ5)	5,911.38	102.592	6,064.60	32.02	5,910.93 153.67	384.24 6.34%	0.01%
Fannie Mae Pool FN 946318 6.5% 01 Sep 2037 (CUSIP:31413HYP7)	403.67	102.735	414.71	2.19	403.67 11.04	26.24 6.33%	0.00%
Fannie Mae Pool FN 956412 6.5% 01 Nov 2037 (CUSIP:31413VAM9)	2,264.62	103.003	2,332.63	12.27	2,264.62 68.01	147.20 6.31%	0.00%
Fannie Mae Pool FN BM4614 3% 01 Mar 2033 (CUSIP:3140J9DU2)	142,856.78	94.653	135,218.23	357.14	152,231.76 -17,013.53	4,285.70 3.17%	0.19%

Portfolio Holdings on February 29, 2024 (continued)

	Number of shares	Share price	Market Value	Accrued Income	Cost Basis / Unrealized G/L	Est. Ann. Inc. /Yield at Market	% of Account
Agency MBS (continued)							
Fannie Mae Pool FN FM4174 3% 01 Nov 2032 (CUSIP:3140X7T82)	243,308.03	96.371	234,478.38	608.27	258,020.57 -23,542.19	7,299.24 3.11%	0.33%
Fannie Mae Pool FN FM5616 3% 01 Dec 2034 (CUSIP:3140X9G25)	182,882.80	93.646	171,262.43	457.21	193,427.14 -22,164.71	5,486.48 3.20%	0.25%
Ginnie Mae II Pool G2 4117 7% 20 Apr 2038 (CUSIP:36202ESE0)	12,951.40	102.855	13,321.16	75.55	12,951.40 369.76	906.60 6.81%	0.02%
Ginnie Mae II Pool G2 4262 7% 20 Oct 2038 (CUSIP:36202EWX3)	5,276.78	101.031	5,331.18	30.78	5,276.78 54.40	369.37 6.93%	0.01%
Ginnie Mae I Pool GN 662584 6.5% 15 Sep 2037 (CUSIP:36294XCV6)	12,015.85	102.543	12,321.41	65.09	12,015.85 305.56	781.03 6.34%	0.02%
Ginnie Mae I Pool GN 668892 7.5% 15 Jun 2037 (CUSIP:36295FC51)	75,244.21	100.293	75,464.68	470.28	75,244.21 220.47	5,643.32 7.48%	0.11%
Ginnie Mae I Pool GN 677536 6.5% 15 Nov 2037 (CUSIP:36295QV56)	4,281.13	102.734	4,398.18	23.19	4,281.13 117.05	278.27 6.33%	0.01%
Total Agency MBS			\$673,920.98	\$2,202.99	\$734,767.11 -\$60,846.13	\$26,435.73 3.92%	0.97%
CMO							
Freddie Mac REMICS FHR 3842 PH 4% 15 Apr 2041 (CUSIP:3137A9QP4)	68,427.77	95.5537	65,385.25	228.09	73,404.82 -8,019.57	2,737.11 4.19%	0.09%
Government National Mortgage Association GNR 2008-82 A 6% 20 Sep 2038 (CUSIP:38375YEK4)	12,695.61	101.1626	12,843.21	63.48	12,695.61 147.60	761.74 5.93%	0.02%

Portfolio Holdings on February 29, 2024 (continued)

	Number of shares	Share price	Market Value	Accrued Income	Cost Basis / Unrealized G/L	Est. Ann. Inc. /Yield at Market	% of Account
CMO (continued)							
Government National Mortgage Association GNR 2014-H19 HA 3% 20 Sep 2064 (CUSIP:38375UPV6)	206,482.68	98.2447	202,858.25	516.21	219,220.29 -16,362.04	6,194.48 3.05%	0.29%
Government National Mortgage Association GNR 2019-H12 JA 2.5% 20 Jul 2069 (CUSIP:38380LXE8)	242,232.56	97.2776	235,637.97	504.65	243,509.97 -7,872.00	6,055.81 2.57%	0.34%
Government National Mortgage Association GNR 2020-H02 DA 2.25% 20 Dec 2069 (CUSIP:38380LV67)	262,867.54	96.5771	253,869.90	492.88	264,007.31 -10,137.41	5,914.52 2.33%	0.37%
Total CMO			\$770,594.58	\$1,805.31	\$812,838.00 -\$42,243.42	\$21,663.66 2.81%	1.11%
CMBS							
Capital One Multi Asset Execution Trust 2.8% 15 Mar 2027 (CUSIP:14041NFZ9)	520,000.00	97.5267	507,138.74	647.11	519,960.79 -12,822.05	14,560.00 2.87%	0.73%
CarMax Auto Owner Trust 2021-4 CARMX 2021-4 A3 0.56% 15 Sep 2026 (CUSIP:14317JAD9)	98,246.39	96.6541	94,959.13	24.45	98,235.17 -3,276.04	550.18 0.58%	0.14%
CNH Equipment Trust 2023-A CNH 2023-A A3 4.81% 15 Aug 2028 (CUSIP:12664QAC8)	165,000.00	99.4419	164,079.07	352.73	164,972.20 -893.13	7,936.50 4.84%	0.24%
Daimler Trucks Retail Trust 2022-1 DTRT 2022-1 A3 5.23% 17 Feb 2026 (CUSIP:233869AC0)	290,000.00	99.7118	289,164.25	674.09	289,980.74 -816.49	15,167.00 5.25%	0.42%
Fannie Mae-Aces FNA 2016-M12 A2 Var 25 Sep 2026 (CUSIP:3136AUKX8)	362,192.84	94.3977	341,901.78	737.67	337,942.90 3,958.88	8,852.64 2.59%	0.49%

Portfolio Holdings on February 29, 2024 (continued)

	Number of shares	Share price	Market Value	Accrued Income	Cost Basis / Unrealized G/L	Est. Ann. Inc. /Yield at Market	% of Account
<i>CMBS (continued)</i>							
Ford Credit Auto Owner Trust 2022-A FORDO 2022-A A3 1.29% 15 Jun 2026 (CUSIP:345286AC2)	113,118.22	97.4803	110,267.92	64.85	113,104.79 -2,836.87	1,459.23 1.32%	0.16%
Freddie Mac Multifamily Structured Pass Through Certificates FHMS K052 A2 3.151% 25 Nov 2025 (CUSIP:3137BMTX4)	690,000.00	97.0715	669,793.14	1,811.82	669,192.19 600.95	21,741.90 3.25%	0.95%
Freddie Mac Multifamily Structured Pass Through Certificates FHMS K057 A2 2.57% 25 Jul 2026 (CUSIP:3137BRQJ7)	355,000.00	95.2199	338,030.50	760.29	330,122.27 7,908.23	9,123.50 2.70%	0.49%
Freddie Mac Multifamily Structured Pass Through Certificates FHMS K092 A1 3.125% 25 Oct 2028 (CUSIP:3137FLYU2)	298,823.38	95.917	286,622.33	778.19	281,185.79 5,436.54	9,338.23 3.26%	0.41%
Freddie Mac Multifamily Structured Pass Through Certificates FHMS K728 A2 Var 25 Aug 2024 (CUSIP:3137FBTA4)	574,976.69	98.8126	568,149.19	1,468.11	575,740.33 -7,591.14	17,617.28 3.10%	0.82%
Freddie Mac Multifamily Structured Pass Through Certificates FHMS K736 A2 2.282% 25 Jul 2026 (CUSIP:3137FNWX4)	370,000.00	94.6534	350,217.54	703.62	343,305.08 6,912.46	8,443.40 2.41%	0.50%
GM Financial Consumer Automobile Receivables Trust 2022-1 GMCAR 2022-1 A3 1.26% 16 Nov 2026 (CUSIP:380146AC4)	110,308.16	97.1891	107,207.52	57.91	110,298.59 -3,091.07	1,389.88 1.30%	0.15%
GM Financial Consumer Automobile Receivables Trust 2022-2 GMCAR 2022-2 A3 3.1% 16 Feb 2027 (CUSIP:362585AC5)	163,759.31	98.1544	160,736.95	211.52	163,725.08 -2,988.13	5,076.54 3.16%	0.23%

Portfolio Holdings on February 29, 2024 (continued)

	Number of shares	Share price	Market Value	Accrued Income	Cost Basis / Unrealized G/L	Est. Ann. Inc. /Yield at Market	% of Account
CMBS (continued)							
Huntington Auto Trust 5.23% 16 Jan 2029 (CUSIP:446144AE7)	155,000.00	100.31	155,480.45	202.66	154,994.23 486.22	8,106.50 5.21%	0.22%
John Deere Owner Trust 2022-C JDOT 2022-C A3 5.09% 15 Jun 2027 (CUSIP:47800BAC2)	400,000.00	99.6285	398,514.08	904.89	399,968.96 -1,454.88	20,360.00 5.11%	0.57%
Kubota Credit Owner Trust 2021-2 KCOT 2021-2A A3 0.56% 17 Nov 2025 (CUSIP:50117XAE2)	99,837.25	97.603	97,444.10	24.85	99,833.49 -2,389.39	559.09 0.57%	0.14%
Kubota Credit Owner Trust 2022-1 KCOT 2022-1A A3 2.67% 15 Oct 2026 (CUSIP:50117EAC8)	270,000.00	97.3966	262,970.87	320.40	269,961.39 -6,990.52	7,209.00 2.74%	0.38%
Kubota Credit Owner Trust 2024-1 KCOT 2024-1A A3 5.19% 17 Jul 2028 (CUSIP:50117BAC4)	170,000.00	99.996	169,993.20	245.08	169,993.35 -0.15	8,823.00 5.19%	0.24%
World Omni Auto Receivables Trust 2024-A WOART 2024-A A3 4.86% 15 Mar 2029 (CUSIP:98164RAD8)	350,000.00	99.5539	348,438.72	803.25	349,953.87 -1,515.15	17,010.00 4.88%	0.50%
Total CMBS			\$5,421,109.48	\$10,793.49	\$5,442,471.21 -\$21,361.73	\$183,323.87 3.38%	7.78%
Consumer ABS							
Ally Auto Receivables Trust 2022-1 ALLYA 2022-1 A3 3.31% 15 Nov 2026 (CUSIP:02008JACO)	361,547.57	98.5576	356,332.64	531.88	361,477.58 -5,144.94	11,967.23 3.36%	0.51%
American Express Credit Account Master Trust AMXCA 2022-2 A 3.39% 15 May 2027 (CUSIP:02582JIT8)	515,000.00	97.8522	503,938.73	775.94	514,886.08 -10,947.35	17,458.50 3.46%	0.72%

Portfolio Holdings on February 29, 2024 (continued)

	Number of shares	Share price	Market Value	Accrued Income	Cost Basis / Unrealized G/L	Est. Ann. Inc. /Yield at Market	% of Account
<i>Consumer ABS (continued)</i>							
Bank of America Auto Trust 2023-1 BAAT 2023-1A A3 5.53% 15 Feb 2028 (CUSIP:06428AAC2)	265,000.00	100.6344	266,681.21	651.31	264,989.96 1,691.25	14,654.50 5.50%	0.38%
Bank of America Auto Trust 5.74% 15 Jun 2028 (CUSIP:06054YAC1)	395,000.00	101.1666	399,608.03	1,007.69	394,992.85 4,615.18	22,673.00 5.67%	0.57%
BMW Vehicle Owner Trust 2022-A BMWOT 2022-A A3 3.21% 25 Aug 2026 (CUSIP:05602RAD3)	161,885.13	98.4541	159,382.60	86.61	161,876.71 -2,494.11	5,196.51 3.26%	0.23%
BMW Vehicle Owner Trust 2023-A BMWOT 2023-A A3 5.47% 25 Feb 2028 (CUSIP:05592XAD2)	120,000.00	100.4858	120,582.90	109.40	119,978.74 604.16	6,564.00 5.44%	0.17%
Capital One Multi-Asset Execution Trust COMET 2021-A3 A3 1.04% 15 Nov 2026 (CUSIP:14041NFY2)	360,000.00	96.9619	349,062.77	166.40	359,950.39 -10,887.62	3,744.00 1.07%	0.50%
Capital One Multi-Asset Execution Trust COMET 2022-A2 A 3.49% 15 May 2027 (CUSIP:14041NGA3)	475,000.00	97.9522	465,272.81	736.78	474,924.10 -9,651.29	16,577.50 3.56%	0.67%
Capital One Prime Auto Receivables Trust 2022-1 COPAR 2022-1 A3 3.17% 15 Apr 2027 (CUSIP:14043QAC6)	205,000.00	97.8861	200,666.44	288.82	204,955.21 -4,288.77	6,498.50 3.24%	0.29%
Capital One Prime Auto Receivables Trust 2022-2 COPAR 2022-2 A3 3.66% 17 May 2027 (CUSIP:14043GAD6)	205,000.00	98.0025	200,905.06	333.47	204,985.32 -4,080.26	7,503.00 3.73%	0.29%

Portfolio Holdings on February 29, 2024 (continued)

	Number of shares	Share price	Market Value	Accrued Income	Cost Basis / Unrealized G/L	Est. Ann. Inc. /Yield at Market	% of Account
<i>Consumer ABS (continued)</i>							
CarMax Auto Owner Trust 2021-1 CARMX 2021-1 A3 0.34% 15 Dec 2025 (CUSIP:14316NAC3)	117,816.53	98.5616	116,121.90	17.80	117,793.25 -1,671.35	400.58 0.34%	0.17%
CarMax Auto Owner Trust 2021-3 CARMX 2021-3 A3 0.55% 15 Jun 2026 (CUSIP:14317DAC4)	205,974.04	97.083	199,965.80	50.35	205,940.16 -5,974.36	1,132.86 0.57%	0.29%
CarMax Auto Owner Trust 2022-2 CARMX 2022-2 A3 3.49% 16 Feb 2027 (CUSIP:14317HAC5)	237,683.08	98.4374	233,969.14	368.67	237,646.93 -3,677.79	8,295.14 3.55%	0.34%
CarMax Auto Owner Trust 2022-4 CARMX 2022-4 A3 5.34% 16 Aug 2027 (CUSIP:14318UAD3)	550,000.00	100.007	550,038.50	1,305.33	549,871.03 167.47	29,370.00 5.34%	0.79%
Chase Issuance Trust CHAIT 2022-A1 A 3.97% 15 Sep 2027 (CUSIP:161571HS6)	200,000.00	98.2735	196,547.08	352.89	199,966.62 -3,419.54	7,940.00 4.04%	0.28%
Chase Issuance Trust CHAIT 2023-A1 A 5.16% 15 Sep 2028 (CUSIP:161571HT4)	405,000.00	100.5892	407,386.38	928.80	404,887.73 2,498.65	20,898.00 5.13%	0.58%
CNH Equipment Trust 2022-A CNH 2022-A A3 2.94% 15 Jul 2027 (CUSIP:12660DAC1)	186,026.46	97.7124	181,770.83	243.08	186,012.71 -4,241.88	5,469.18 3.01%	0.26%
Discover Card Execution Note Trust DCENT 2022-A2 A 3.32% 15 May 2027 (CUSIP:254683CS2)	480,000.00	97.7735	469,312.99	708.27	479,960.98 -10,647.99	15,936.00 3.40%	0.67%
Discover Card Execution Note Trust DCENT 2022-A3 A3 3.56% 15 Jul 2027 (CUSIP:254683CW3)	420,000.00	97.8284	410,879.20	664.53	419,947.88 -9,068.68	14,952.00 3.64%	0.59%
Fifth Third Auto Trust 2023-1 FITAT 2023-1 A3 5.53% 15 Aug 2028 (CUSIP:31680EAD3)	475,000.00	100.5949	477,825.73	1,167.45	474,970.55 2,855.18	26,267.50 5.50%	0.69%

Portfolio Holdings on February 29, 2024 (continued)

	Number of shares	Share price	Market Value	Accrued Income	Cost Basis / Unrealized G/L	Est. Ann. Inc. /Yield at Market	% of Account
<i>Consumer ABS (continued)</i>							
Ford Credit Auto Owner Trust 2023-A FORDO 2023-A A3 4.65% 15 Feb 2028 (CUSIP:344928AD8)	175,000.00	99.1022	173,428.82	361.67	174,981.75 -1,552.93	8,137.50 4.69%	0.25%
GM Financial Consumer Automobile Receivables Trust 2023-2 GMCAR 2023-2 A3 4.47% 16 Feb 2028 (CUSIP:362583AD8)	185,000.00	98.9086	182,980.82	344.56	184,994.91 -2,014.09	8,269.50 4.52%	0.26%
GM Financial Consumer Automobile Receivables Trust 2024-1 GMCAR 2024-1 A3 4.85% 18 Dec 2028 (CUSIP:36268GAD7)	65,000.00	99.6549	64,775.65	131.35	64,986.93 -211.28	3,152.50 4.87%	0.09%
Harley-Davidson Motorcycle Trust 2022-A HDMOT 2022-A A3 3.06% 15 Feb 2027 (CUSIP:41284YAD8)	210,897.47	98.3889	207,499.70	286.82	210,862.36 -3,362.66	6,453.46 3.11%	0.30%
Honda Auto Receivables 2021-3 Owner Trust HAROT 2021-3 A3 0.41% 18 Nov 2025 (CUSIP:43815EAC8)	122,343.39	97.7949	119,645.58	18.11	122,341.60 -2,696.02	501.61 0.42%	0.17%
Honda Auto Receivables 2021-4 Owner Trust HAROT 2021-4 A3 0.88% 21 Jan 2026 (CUSIP:43815GAC3)	115,609.15	97.3425	112,536.85	28.26	115,584.78 -3,047.93	1,017.36 0.90%	0.16%
Honda Auto Receivables 2022-1 Owner Trust HAROT 2022-1 A3 1.88% 15 May 2026 (CUSIP:43815BAC4)	277,429.13	97.5708	270,689.71	0.01	277,387.40 -6,697.69	0.28 0.00%	0.39%
Honda Auto Receivables 2023-2 Owner Trust HAROT 2023-2 A3 4.93% 15 Nov 2027 (CUSIP:437927AC0)	225,000.00	99.6613	224,237.81	493.00	224,963.55 -725.74	11,092.50 4.95%	0.32%

Portfolio Holdings on February 29, 2024 (continued)

	Number of shares	Share price	Market Value	Accrued Income	Cost Basis / Unrealized G/L	Est. Ann. Inc. /Yield at Market	% of Account
<i>Consumer ABS (continued)</i>							
Hyundai Auto Receivables Trust 2022-A HART 2022-A A3 2.22% 15 Oct 2026 (CUSIP:448977AD0)	329,611.00	97.76	322,227.71	325.22	329,598.31 -7,370.60	7,317.36 2.27%	0.46%
Hyundai Auto Receivables Trust 2023-B HART 2023-B A3 5.48% 17 Apr 2028 (CUSIP:44933XAD9)	150,000.00	100.5951	150,892.58	365.33	149,993.49 899.09	8,220.00 5.45%	0.22%
John Deere Owner Trust 2022 JDOT 2022-A A3 2.32% 16 Sep 2026 (CUSIP:47787JAC2)	190,019.75	97.822	185,881.20	195.93	189,977.72 -4,096.52	4,408.46 2.37%	0.27%
John Deere Owner Trust 2023-B JDOT 2023-B A3 5.18% 15 Mar 2028 (CUSIP:477920AC6)	155,000.00	100.0982	155,152.18	356.84	154,974.15 178.03	8,029.00 5.17%	0.22%
John Deere Owner Trust 2023 JDOT 2023-A A3 5.01% 15 Nov 2027 (CUSIP:47800CAC0)	140,000.00	99.6973	139,576.19	311.73	139,974.49 -398.30	7,014.00 5.03%	0.20%
Kubota Credit Owner Trust 2023-1 KCOT 2023-1A A3 5.02% 15 Jun 2027 (CUSIP:50117KAC4)	175,000.00	99.6935	174,463.66	390.44	174,972.61 -508.95	8,785.00 5.04%	0.25%
Kubota Credit Owner Trust 2023-2 KCOT 2023-2A A3 5.28% 18 Jan 2028 (CUSIP:500945AC4)	130,000.00	100.2957	130,384.40	305.07	129,967.16 417.24	6,864.00 5.26%	0.19%
Mercedes-Benz Auto Receivables Trust 2022-1 MBART 2022-1 A3 5.21% 16 Aug 2027 (CUSIP:58768PAC8)	575,000.00	99.8889	574,361.23	1,331.45	574,886.27 -525.04	29,957.50 5.22%	0.83%
Porsche Financial Auto Securitization Trust 2023-1 PFAST 2023-1A A3 4.81% 22 Sep 2028 (CUSIP:73328QAC8)	205,000.00	99.3182	203,602.25	246.51	204,966.26 -1,364.01	9,860.50 4.84%	0.29%

Portfolio Holdings on February 29, 2024 (continued)

	Number of shares	Share price	Market Value	Accrued Income	Cost Basis / Unrealized G/L	Est. Ann. Inc. /Yield at Market	% of Account
Consumer ABS (continued)							
Toyota Auto Receivables 2022-C Owner Trust TAOT 2022-C A3 3.76% 15 Apr 2027 (CUSIP:89231CAD9)	140,000.00	98.2921	137,608.93	233.96	139,976.61 -2,367.68	5,264.00 3.83%	0.20%
Toyota Auto Receivables 2023-B Owner Trust TAOT 2023-B A3 4.71% 15 Feb 2028 (CUSIP:891941AD8)	240,000.00	99.2025	238,085.95	502.40	239,986.58 -1,900.63	11,304.00 4.75%	0.34%
Toyota Auto Receivables 2024-A Owner Trust TAOT 2024-A A3 4.83% 16 Oct 2028 (CUSIP:89238DAD0)	150,000.00	99.5961	149,394.17	322.00	149,969.99 -575.82	7,245.00 4.85%	0.21%
Toyota Auto Receivables 4.63% 15 Sep 2027 (CUSIP:891940AC2)	215,000.00	99.1463	213,164.46	442.42	214,999.89 -1,835.43	9,954.50 4.67%	0.31%
Volkswagen Auto Lease Trust 2022-A VWALT 2022-A A3 3.44% 21 Jul 2025 (CUSIP:92868AAC9)	82,923.31	99.3189	82,358.48	87.16	82,916.71 -558.23	2,852.56 3.46%	0.12%
Volkswagen Auto Loan Enhanced Trust 2021-1 VALET 2021-1 A3 1.02% 22 Jun 2026 (CUSIP:92868KAC7)	143,539.48	97.5741	140,057.36	44.74	143,533.85 -3,476.49	1,464.10 1.05%	0.20%
Total Consumer ABS			\$10,619,256.43	\$17,620.45	\$10,736,812.15 -\$117,555.72	\$410,662.69 3.87%	15.24%
Commercial ABS							
CNH Equipment Trust 2021-C CNH 2021-C A3 0.81% 15 Dec 2026 (CUSIP:12598LAC0)	114,613.03	96.706	110,837.64	41.26	114,599.71 -3,762.07	928.36 0.84%	0.16%

Portfolio Holdings on February 29, 2024 (continued)

	Number of shares	Share price	Market Value	Accrued Income	Cost Basis / Unrealized G/L	Est. Ann. Inc. /Yield at Market	% of Account
Commercial ABS (continued)							
CNH Equipment Trust 4.77% 15 Jun 2029 (CUSIP:18978FAC0)	150,000.00	99.3704	149,055.66	318.00	149,964.56 -908.90	7,155.00 4.80%	0.21%
Total Commercial ABS			\$259,893.30	\$359.26	\$264,564.27 -\$4,670.97	\$8,083.36 3.11%	0.37%
US Credit							
3M Co 2% 14 Feb 2025 (CUSIP:88579YBH3)	300,000.00	96.6017	289,805.13	283.33	311,892.00 -22,086.87	6,000.00 2.07%	0.42%
American Honda Finance Corp 5.25% 07 Jul 2026 (CUSIP:02665WEK3)	220,000.00	100.7402	221,628.46	1,732.50	219,322.80 2,305.66	11,550.00 5.21%	0.32%
AstraZeneca Finance LLC 4.8 26 Feb 2027 (CUSIP:04636NAK9)	250,000.00	99.764	249,410.00	166.67	249,580.00 -170.00	12,000.00 4.81%	0.36%
Australia & New Zealand Banking Group Ltd/New York NY 4.75% 18 Jan 2027 (CUSIP:05253JAZ4)	525,000.00	99.609	522,947.25	2,978.65	525,000.00 -2,052.75	24,937.50 4.77%	0.75%
BA Credit Card Trust BACCT 2022-A1 A1 3.53% 15 Nov 2027 (CUSIP:05522RDE5)	165,000.00	97.8917	161,521.32	258.87	164,989.70 -3,468.38	5,824.50 3.61%	0.23%
Bank of America Corp Variable .981% 25 Sep 2025 (CUSIP:06051GJG5)	805,000.00	97.359	783,739.95	3,422.06	805,000.00 -21,260.05	7,897.05 1.01%	1.12%
Bank Of Montreal 5.92% 25 Sep 2025 (CUSIP:06368LWT9)	325,000.00	101.034	328,360.50	8,337.33	325,000.00 3,360.50	19,240.00 5.86%	0.47%
Bank of Nova Scotia/The 4.75% 02 Feb 2026 (CUSIP:06417XAN1)	500,000.00	99.209	496,045.00	1,913.20	492,345.00 3,700.00	23,750.00 4.79%	0.71%
Banque Fed Cred Mutuel 5.088% 23 Jan 2027 (CUSIP:06675FBC0)	500,000.00	99.813	499,065.00	2,685.34	500,000.00 -935.00	25,440.00 5.10%	0.72%

Portfolio Holdings on February 29, 2024 (continued)

	Number of shares	Share price	Market Value	Accrued Income	Cost Basis / Unrealized G/L	Est. Ann. Inc. /Yield at Market	% of Account
<i>US Credit (continued)</i>							
BMW US Capital LLC 5.3% 11 Aug 2025 (CUSIP:05565ECC7)	350,000.00	100.281	350,983.50	1,030.55	349,979.00 1,004.50	18,550.00 5.29%	0.50%
BPCE SA 5.203% 18 Jan 2027 (CUSIP:05571AAT2)	250,000.00	99.951	249,877.50	1,553.67	250,255.00 -377.50	13,007.50 5.21%	0.36%
Bristol-Myers Squibb Co 4.9% 22 Feb 2027 (CUSIP:110122EE4)	105,000.00	99.888	104,882.40	128.63	104,886.60 -4.20	5,145.00 4.91%	0.15%
Canadian Imperial Bank of Commerce 5.926% 02 Oct 2026 (CUSIP:13607LWT6)	275,000.00	101.857	280,106.75	6,699.67	275,000.00 5,106.75	16,296.50 5.82%	0.40%
Caterpillar Financial Services Corp 4.8% 06 Jan 2026 (CUSIP:14913R3B1)	500,000.00	99.6965	498,482.75	3,666.67	499,875.00 -1,392.25	24,000.00 4.81%	0.72%
Cintas Corp No 2 3.45% 01 May 2025 (CUSIP:17252MAP5)	145,000.00	97.905	141,962.25	1,667.50	144,968.10 -3,005.85	5,002.50 3.52%	0.20%
Cisco Systems Inc 4.8% 26 Feb 2027 (CUSIP:17275RBQ4)	325,000.00	100.083	325,269.75	216.67	324,577.50 692.25	15,600.00 4.80%	0.47%
Citibank NA 5.864% 29 Sep 2025 (CUSIP:17325FBA5)	255,000.00	101.175	257,996.25	6,313.57	255,000.00 2,996.25	14,953.20 5.80%	0.37%
Colgate-Palmolive Co 4.8% 02 Mar 2026 (CUSIP:194162AQ6)	130,000.00	100.2184	130,283.86	3,102.67	129,849.20 434.66	6,240.00 4.79%	0.19%
Commonwealth Bk Australia NY 5.499% 12 Sep 2025 (CUSIP:20271RAS9)	280,000.00	100.571	281,598.80	7,228.13	280,000.00 1,598.80	15,397.20 5.47%	0.40%
Cooperat Rabobank UA/NY 5.50% 18 Jul 2025 (CUSIP:21688AAW2)	655,000.00	100.47	658,078.50	4,302.98	654,574.25 3,504.25	36,025.00 5.47%	0.94%

Portfolio Holdings on February 29, 2024 (continued)

	Number of shares	Share price	Market Value	Accrued Income	Cost Basis / Unrealized G/L	Est. Ann. Inc. /Yield at Market	% of Account
<i>US Credit (continued)</i>							
Diageo Capital PLC 5.375% 05 Oct 2026 (CUSIP:25243YBK4)	315,000.00	100.8478	317,670.63	6,866.56	314,146.35 3,524.28	16,931.25 5.33%	0.46%
Eli Lilly & Co 4.5% 09 Feb 2027 (CUSIP:532457CJ5)	335,000.00	99.5706	333,561.52	921.25	334,822.45 -1,260.93	15,075.00 4.52%	0.48%
Home Depot Inc 4.95% 30 Sep 2026 (CUSIP:437076CV2)	115,000.00	100.055	115,063.25	1,375.69	114,748.15 315.10	5,692.50 4.95%	0.17%
Home Depot Inc/The 4% 15 Sep 2025 (CUSIP:437076CR1)	60,000.00	98.424	59,054.40	1,106.67	59,978.40 -924.00	2,400.00 4.06%	0.08%
HSBC USA Inc 3.75% 24 May 2024 (CUSIP:40428HTA0)	490,000.00	99.5901	487,991.65	4,951.04	489,980.40 -1,988.75	18,375.00 3.77%	0.70%
John Deere Capital Corp 3.4% 06 Jun 2025 (CUSIP:24422EWF2)	105,000.00	97.8973	102,792.17	842.92	104,975.85 -2,183.68	3,570.00 3.47%	0.15%
JPMorgan Chase & Co Variable 4.08% 26 Apr 2026 (CUSIP:46647PCZ7)	900,000.00	98.383	885,447.00	12,750.00	900,000.00 -14,553.00	36,720.00 4.15%	1.30%
Linde Inc 4.7% 05 Dec 2025 (CUSIP:53522KAB9)	505,000.00	99.5161	502,556.38	5,670.03	504,454.60 -1,898.22	23,735.00 4.72%	0.72%
Lockheed Martin Corp 4.95% 15 Oct 2025 (CUSIP:539830BU2)	105,000.00	99.8119	104,802.48	1,963.50	104,700.75 101.73	5,197.50 4.96%	0.15%
MassMutual Global Funding II 4.15% 26 Aug 2025 (CUSIP:57629WDK3)	260,000.00	98.549	256,227.40	149.86	259,732.20 -3,504.80	10,790.00 4.21%	0.37%
Mercedes-Benz Finance North America LLC 4.8% 11 Jan 2027 (CUSIP:58769JAQ0)	250,000.00	99.504	248,760.00	1,666.67	249,745.00 -985.00	12,000.00 4.82%	0.36%

Portfolio Holdings on February 29, 2024 (continued)

	Number of shares	Share price	Market Value	Accrued Income	Cost Basis / Unrealized G/L	Est. Ann. Inc. /Yield at Market	% of Account
<i>US Credit (continued)</i>							
Mercedes-Benz Finance North America LLC 5.2% 03 Aug 2026 (CUSIP:58769JAK3)	275,000.00	100.202	275,555.50	1,112.22	273,174.00 2,381.50	14,300.00 5.19%	0.40%
Metropolitan Life Global Funding I 2.8% 21 Mar 2025 (CUSIP:59217GEW5)	260,000.00	97.323	253,039.80	3,235.55	259,768.60 -6,728.80	7,280.00 2.88%	0.36%
Met Tower Global Funding 3.7% 13 Jun 2025 (CUSIP:58989V2E3)	330,000.00	97.921	323,139.30	2,645.50	329,676.60 -6,537.30	12,210.00 3.78%	0.46%
Morgan Stanley 3.125% 27 Jul 2026 (CUSIP:61761J3R8)	200,000.00	95.4156	190,831.21	590.28	187,874.00 2,957.21	6,250.00 3.28%	0.27%
Morgan Stanley 4% 23 Jul 2025 (CUSIP:6174468C6)	325,000.00	98.2695	319,375.98	1,372.22	326,514.50 -7,138.52	13,000.00 4.07%	0.46%
National Australia Bank Ltd/New York 3.5% 09 Jun 2025 (CUSIP:63254ABD9)	355,000.00	98.043	348,052.65	2,830.14	355,000.00 -6,947.35	12,425.00 3.57%	0.50%
National Australia Bank Ltd/New York 4.966% 12 Jan 2026 (CUSIP:63253QAA2)	450,000.00	99.823	449,203.50	3,041.68	450,000.00 -796.50	22,347.00 4.97%	0.64%
National Rural Util Coop 4.8% 05 Feb 2027 (CUSIP:63743HFM9)	510,000.00	99.502	507,460.20	1,768.00	509,847.00 -2,386.80	24,480.00 4.82%	0.73%
Nestle Hldgs Inc Note 4.000% 9/12/25 (CUSIP:641062BA1)	185,000.00	98.58	182,373.00	3,473.89	184,938.95 -2,565.95	7,400.00 4.06%	0.26%
New York Life Global Fdg 5.45% 18 Sep 2026 (CUSIP:64953BBF4)	500,000.00	100.91	504,550.00	12,262.50	499,905.00 4,645.00	27,250.00 5.40%	0.72%
PACCAR Financial Corp 5.2% 09 Nov 2026 (CUSIP:69371RS72)	190,000.00	100.8255	191,568.51	3,073.78	189,853.70 1,714.81	9,880.00 5.16%	0.27%

Portfolio Holdings on February 29, 2024 (continued)

	Number of shares	Share price	Market Value	Accrued Income	Cost Basis / Unrealized G/L	Est. Ann. Inc. /Yield at Market	% of Account
<i>US Credit (continued)</i>							
Pacific Life Global Fdg li Med 144a Nt 5.5 28 Aug 2026 (CUSIP:6944PL2W8)	90,000.00	100.651	90,585.90	41.25	89,968.50 617.40	4,950.00 5.46%	0.13%
PepsiCo Inc 5.125% 10 Nov 2026 (CUSIP:713448FW3)	145,000.00	100.634	145,919.30	2,291.30	144,960.85 958.45	7,431.25 5.09%	0.21%
PNC Financial Services 5.671% 28 Oct 2025 (CUSIP:693475BH7)	160,000.00	99.887	159,819.20	3,100.15	160,000.00 -180.80	9,073.60 5.68%	0.23%
PNC Financial Services Group Inc/The Variable 4.758% 26 Jan 2027 (CUSIP:693475BL8)	35,000.00	98.797	34,578.95	161.90	35,000.00 -421.05	1,665.30 4.82%	0.05%
Pricoa Global Funding I 4.2% 28 Aug 2025 (CUSIP:74153WCR8)	155,000.00	98.598	152,826.90	54.25	154,905.45 -2,078.55	6,510.00 4.26%	0.22%
Principal Life Global Funding II 1.375% 10 Jan 2025 (CUSIP:74256LET2)	170,000.00	96.755	164,483.50	331.15	169,449.20 -4,965.70	2,337.50 1.42%	0.24%
Principal Life Global Funding II 5% 16 Jan 2027 (CUSIP:74256LEX3)	225,000.00	100.206	225,463.50	1,406.25	225,218.25 245.25	11,250.00 4.99%	0.32%
Protective Life Global 4.992% 12 Jan 2027 (CUSIP:74368CBX1)	370,000.00	99.719	368,960.30	2,514.03	370,000.00 -1,039.70	18,470.40 5.01%	0.53%
Protective Life Global 5.366% 06 Jan 2026 (CUSIP:74368CBQ6)	150,000.00	100.226	150,339.00	1,229.71	150,000.00 339.00	8,049.00 5.35%	0.22%
Roche Holdings Inc 5.265% 13 Nov 2026 (CUSIP:771196CEO)	470,000.00	100.907	474,262.90	7,423.65	470,000.00 4,262.90	24,745.50 5.22%	0.68%

Portfolio Holdings on February 29, 2024 (continued)

	Number of shares	Share price	Market Value	Accrued Income	Cost Basis / Unrealized G/L	Est. Ann. Inc. /Yield at Market	% of Account
<i>US Credit (continued)</i>							
Royal Bank of Canada 5.2% 20 Jul 2026 (CUSIP:78016FZZ0)	500,000.00	100.35	501,750.00	2,961.11	497,720.00 4,030.00	26,000.00 5.18%	0.72%
State Street Corp 5.272% 03 Aug 2026 (CUSIP:857477CD3)	380,000.00	100.3666	381,392.93	1,558.17	380,000.00 1,392.93	20,033.60 5.25%	0.55%
State Street Corp Variable 1.746% 06 Feb 2026 (CUSIP:857477BR3)	155,000.00	96.40	149,420.00	187.94	155,000.00 -5,580.00	2,706.30 1.81%	0.21%
State Street Corp Variable 4.857% 26 Jan 2026 (CUSIP:857477BZ5)	55,000.00	99.405	54,672.75	259.71	55,000.00 -327.25	2,671.35 4.89%	0.08%
State Street Corp Variable 5.751% 04 Nov 2026 (CUSIP:857477BX0)	100,000.00	100.476	100,476.00	1,869.08	100,000.00 476.00	5,751.00 5.72%	0.14%
Sumitomo Mitsui Trust Bank Ltd 5.65% 14 Sep 2026 (CUSIP:86563VBK4)	275,000.00	100.822	277,260.50	7,207.67	274,956.00 2,304.50	15,537.50 5.60%	0.40%
Texas Instruments Inc 4.6% 08 Feb 2027 (CUSIP:882508CE2)	325,000.00	99.665	323,911.25	955.14	324,792.00 -880.75	14,950.00 4.62%	0.46%
Toronto-Dominion Bank/The 5.532% 17 Jul 2026 (CUSIP:89115A2S0)	500,000.00	100.872	504,360.00	3,380.67	501,435.00 2,925.00	27,660.00 5.48%	0.72%
Toyota Motor Credit Corp 3.65% 18 Aug 2025 (CUSIP:89236TKF1)	225,000.00	97.98	220,455.07	296.56	224,797.50 -4,342.43	8,212.50 3.73%	0.32%
Toyota Motor Credit Corp 5% 14 Aug 2026 (CUSIP:89236TKX2)	275,000.00	99.956	274,878.95	649.31	274,667.25 211.70	13,750.00 5.00%	0.39%

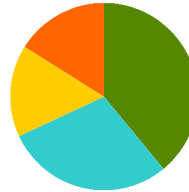
Portfolio Holdings on February 29, 2024 (continued)

	Number of shares	Share price	Market Value	Accrued Income	Cost Basis / Unrealized G/L	Est. Ann. Inc. /Yield at Market	% of Account
<i>US Credit (continued)</i>							
USAA Capital Corp 3.375% 01 May 2025 (CUSIP:90327QD89)	350,000.00	97.654	341,789.00	3,937.50	348,855.50 -7,066.50	11,812.50 3.46%	0.49%
Walmart Inc 4% 15 Apr 2026 (CUSIP:931142FA6)	145,000.00	98.446	142,746.76	2,191.11	144,936.20 -2,189.44	5,800.00 4.06%	0.20%
Wells Fargo Bank NA 4.811% 15 Jan 2026 (CUSIP:94988J6H5)	520,000.00	99.496	517,379.20	2,640.71	520,000.00 -2,620.80	25,017.20 4.84%	0.74%
Wells Fargo Bank NA 5.254% 11 Dec 2026 (CUSIP:94988J6F9)	370,000.00	100.366	371,354.20	4,319.96	370,000.00 1,354.20	19,439.80 5.23%	0.53%
Westpac Banking Corp 5.512% 17 Nov 2025 (CUSIP:961214FL2)	455,000.00	100.772	458,512.60	7,245.22	455,000.00 3,512.60	25,079.60 5.47%	0.66%
Westpac New Zealand Ltd 5.132% 26 Feb 2027 (CUSIP:96122FAB3)	250,000.00	99.891	249,727.50	178.20	250,000.00 -272.50	12,830.00 5.14%	0.36%
Total US Credit			\$20,628,447.61	\$189,750.31	\$20,712,592.35 -\$84,144.74	\$945,898.10 4.59%	29.61%
Total Fixed Income			\$69,111,079.68	\$486,701.03	\$69,739,767.74 -\$628,688.06	\$2,817,373.63 4.08%	99.20%
Total for your portfolio			\$69,667,053.19	\$488,216.71	\$70,295,741.25 -\$628,688.06	\$2,820,981.68 4.05%	100.00%

Purchases

Summary

	Cost	Percent
■ US Credit	1,588,658.55	39%
■ US Government	1,211,181.64	29%
■ CMBS	674,941.45	16%
■ Cash Equivalents	651,410.70	16%
Total of your portfolio	\$4,126,192.34	100%



Details

Trade date	Transaction description	Principal amount	Income amount	Cost	Accrued income
Settlement date					
CITY OF DORAL - GENERAL FUND					
Purchases					
<i>Fixed Income</i>					
<i>US Government</i>					
February 1, 2024	Purchase 1,210,000.00 Par Value of United States Treasury Note/Bond 4% 15 Jan 2027 @ 100.10%	-1,211,181.64		1,211,181.64	-2,792.31
February 5, 2024	Paid Accrued Interest of \$2,792.31, CUSIP 91282CJT9				
Total US Government		-\$1,211,181.64	\$0.00	\$1,211,181.64	-\$2,792.31
<i>CMBS</i>					
February 6, 2024	Purchase 350,000.00 Par Value 350,000.00	-349,953.87		349,953.87	
February 14, 2024	Current Face of World Omni Auto Receivables Trust 2024-A WOART 2024-A A3 5.16% 15 Mar 2029 @99.98682 %, CUSIP 98164RAD8				
February 13, 2024	Purchase 155,000.00 Par Value 155,000.00	-154,994.23		154,994.23	
February 22, 2024	Current Face of Huntington Auto Trust 5.23% 16 Jan 2029 @99.99628 %, CUSIP 446144AE7				
February 14, 2024	Purchase 170,000.00 Par Value 170,000.00	-169,993.35		169,993.35	
February 21, 2024	Current Face of Kubota Credit Owner Trust 2024-1				

Purchases (continued)

Trade date Settlement date	Transaction description	Principal amount	Income amount	Cost	Accrued income
<i>CMBS (continued)</i>					
	KCOT 2024-1A A3 5.1% 17 Jul 2028 @99.99609 %, CUSIP 50117BAC4				
Total CMBS		-\$674,941.45	\$0.00	\$674,941.45	\$0.00
<i>US Credit</i>					
February 5, 2024	Purchase 325,000.00 Par Value of Texas	-324,792.00		324,792.00	
February 8, 2024	Instruments Inc 4.6% 08 Feb 2027 @ 99.94%, CUSIP 882508CE2				
February 7, 2024	Purchase 335,000.00 Par Value of Eli Lilly & Co	-334,822.45		334,822.45	
February 9, 2024	4.5% 09 Feb 2027 @ 99.95%, CUSIP 532457CJ5				
February 14, 2024	Purchase 105,000.00 Par Value of Bristol-Myers	-104,886.60		104,886.60	
February 22, 2024	Squibb Co 4.9% 22 Feb 2027 @ 99.89%, CUSIP 110122EE4				
February 20, 2024	Purchase 250,000.00 Par Value of Westpac New	-250,000.00		250,000.00	
February 26, 2024	Zealand Ltd 5.132% 26 Feb 2027 @ 100.00%, CUSIP 96122FAB3				
February 21, 2024	Purchase 325,000.00 Par Value of Cisco Systems	-324,577.50		324,577.50	
February 26, 2024	Inc 26 Feb 2027 @ 99.87%, CUSIP 17275RBQ4				
February 21, 2024	Purchase 250,000.00 Par Value of AstraZeneca	-249,580.00		249,580.00	
February 26, 2024	Finance LLC 4.8 26 Feb 2027 @ 99.83%, CUSIP 04636NAK9				
Total US Credit		-\$1,588,658.55	\$0.00	\$1,588,658.55	\$0.00
Total Fixed Income		-\$3,474,781.64	\$0.00	\$3,474,781.64	-\$2,792.31
Total Purchases		-\$3,474,781.64	\$0.00	\$3,474,781.64	-\$2,792.31

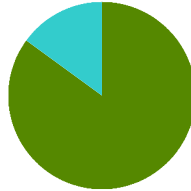
Purchases (continued)

Trade date Settlement date	Transaction description	Principal amount	Income amount	Cost	Accrued income
Cash Sweep Activity					
<i>Cash and Equivalents</i>					
<i>Cash Equivalents</i>					
February 29, 2024	Sweep purchases totaling 651,410.70 units of	-651,410.70		651,410.70	
February 29, 2024	Fidelity Government Portfolio for CITY OF DORAL - GENERAL FUND - Capital (15 Transactions), CUSIP 316175108				
Total Cash Equivalents		-\$651,410.70	\$0.00	\$651,410.70	\$0.00
Total Cash and Equivalents		-\$651,410.70	\$0.00	\$651,410.70	\$0.00
Total Cash Sweep Activity		-\$651,410.70	\$0.00	\$651,410.70	\$0.00
Total	CITY OF DORAL - GENERAL FUND	-\$4,126,192.34	\$0.00	\$4,126,192.34	-\$2,792.31

Realized Gains and Losses

Summary

	Realized G/L	Percent
■ CMBS	158.42	85%
■ Consumer ABS	27.73	15%
■ Commercial ABS	0.83	0%
■ Cash Equivalents	0.00	0.00
■ Agency MBS	-784.35	0.00
■ US Government	-1,524.95	0.00
■ CMO	-2,016.34	0.00
■ US Credit	-3,155.10	0.00
Total of your portfolio	-\$7,293.76	100%



Details

Trade date	Transaction description	Principal amount	Income amount	Cost	Accrued income	Realized G/L
CITY OF DORAL - GENERAL FUND						
Corporate Actions/Income						
<i>Fixed Income</i>						
<i>Agency MBS</i>						
February 15, 2024	Principal Payment of 1 USD	266.96				0.00
February 15, 2024	on 4,000,000.00 Par Value for Ginnie Mae I Pool GN 668892 7.5% 15 Jun 2037 Due On 02/15/24 With Ex Date 02/01/24, CUSIP 36295FC51					
February 15, 2024	Principal Payment of 1 USD	57.08				0.00
February 15, 2024	on 1,100,620.00 Par Value for Ginnie Mae I Pool GN 662584 6.5% 15 Sep 2037 Due On 02/15/24 With Ex					

Realized Gains and Losses (continued)

Trade date Settlement date	Transaction description	Principal amount	Income amount	Cost	Accrued income	Realized G/L
<i>Agency MBS (continued)</i>						
	Date 02/01/24, CUSIP 36294XCV6					
February 15, 2024 February 15, 2024	Principal Payment of 1 USD on 744,857.00 Par Value for Ginnie Mae I Pool GN 677536 6.5% 15 Nov 2037 Due On 02/15/24 With Ex Date 02/01/24, CUSIP 36295QV56	16.99				0.00
February 15, 2024 February 15, 2024	Principal Payment of 266.96 Current Face on 4,000,000.00 Par Value for Ginnie Mae I Pool GN 668892 7.5% 15 Jun 2037 Due On 02/15/24 With Ex Date 02/01/24, CUSIP 36295FC51	0.00		-266.96		0.00
February 15, 2024 February 15, 2024	Principal Payment of 57.08 Current Face on 1,100,620.00 Par Value for Ginnie Mae I Pool GN 662584 6.5% 15 Sep 2037 Due On 02/15/24 With Ex Date 02/01/24, CUSIP 36294XCV6	0.00		-57.08		0.00
February 15, 2024 February 15, 2024	Principal Payment of 16.99 Current Face on 744,857.00 Par Value for Ginnie Mae I Pool GN 677536 6.5% 15 Nov 2037 Due On 02/15/24 With Ex Date 02/01/24, CUSIP 36295QV56	0.00		-16.99		0.00
February 20, 2024 February 20, 2024	Principal Payment of 1 USD on 1,014,019.00 Par Value for Ginnie Mae II Pool G2 4117 7% 20 Apr 2038 Due On 02/20/24 With Ex Date 02/01/24, CUSIP 36202ESEO	124.16				0.00

Realized Gains and Losses (continued)

Trade date Settlement date	Transaction description	Principal amount	Income amount	Cost	Accrued income	Realized G/L
<i>Agency MBS (continued)</i>						
February 20, 2024 February 20, 2024	Principal Payment of 1 USD on 1,200,000.00 Par Value for Ginnie Mae II Pool G2 4262 7% 20 Oct 2038 Due On 02/20/24 With Ex Date 02/01/24, CUSIP 36202EWX3	17.46				0.00
February 20, 2024 February 20, 2024	Principal Payment of 124.16 Current Face on 1,014,019.00 Par Value for Ginnie Mae II Pool G2 4117 7% 20 Apr 2038 Due On 02/20/24 With Ex Date 02/01/24, CUSIP 36202ESEO	0.00		-124.16		0.00
February 20, 2024 February 20, 2024	Principal Payment of 17.46 Current Face on 1,200,000.00 Par Value for Ginnie Mae II Pool G2 4262 7% 20 Oct 2038 Due On 02/20/24 With Ex Date 02/01/24, CUSIP 36202EWX3	0.00		-17.46		0.00
February 26, 2024 February 26, 2024	Principal Payment of 1 USD on 246,688.00 Par Value for Fannie Mae Pool FN 946318 6.5% 01 Sep 2037 Due On 02/26/24 With Ex Date 02/01/24, CUSIP 31413HYP7	2.16				0.00
February 26, 2024 February 26, 2024	Principal Payment of 1 USD on 217,710.00 Par Value for Fannie Mae Pool FN 956412 6.5% 01 Nov 2037 Due On 02/26/24 With Ex Date 02/01/24, CUSIP 31413VAM9	27.25				0.00
February 26, 2024 February 26, 2024	Principal Payment of 1 USD on 475,000.00 Par Value for Fannie Mae Pool FN BM4614 3% 01 Mar 2033 Due On	2,869.22				0.00

Realized Gains and Losses (continued)

Trade date Settlement date	Transaction description	Principal amount	Income amount	Cost	Accrued income	Realized G/L
<i>Agency MBS (continued)</i>						
February 26, 2024 February 26, 2024	02/26/24 With Ex Date 02/01/24, CUSIP 3140J9DU2 Principal Payment of 1 USD on 64,611.00 Par Value for Fannie Mae Pool FN 885671 6.5% 01 Oct 2036 Due On 02/26/24 With Ex Date 02/01/24, CUSIP 31410C6G2	4.91				0.00
February 26, 2024 February 26, 2024	Principal Payment of 1 USD on 1,015,317.00 Par Value for Fannie Mae Pool FN 899273 6.5% 01 Nov 2036 Due On 02/26/24 With Ex Date 02/01/24, CUSIP 31410WCJ5	69.69				0.00
February 26, 2024 February 26, 2024	Principal Payment of 1 USD on 714,764.00 Par Value for Fannie Mae Pool FN 899203 6.5% 01 Oct 2036 Due On 02/26/24 With Ex Date 02/01/24, CUSIP 31410WAC2	50.41				0.00
February 26, 2024 February 26, 2024	Principal Payment of 1 USD on 800,000.00 Par Value for Fannie Mae Pool FN FM4174 3% 01 Nov 2032 Due On 02/26/24 With Ex Date 02/01/24, CUSIP 3140X7T82	8,059.38				0.00
February 26, 2024 February 26, 2024	Principal Payment of 1 USD on 450,000.00 Par Value for Fannie Mae Pool FN FM5616 3% 01 Dec 2034 Due On 02/26/24 With Ex Date 02/01/24, CUSIP 3140X9G25	1,885.82				0.00

Realized Gains and Losses (continued)

Trade date Settlement date	Transaction description	Principal amount	Income amount	Cost	Accrued income	Realized G/L
<i>Agency MBS (continued)</i>						
February 26, 2024	Principal Payment of 2.16	0.00		-2.16		0.00
February 26, 2024	Current Face on 246,688.00 Par Value for Fannie Mae Pool FN 946318 6.5% 01 Sep 2037 Due On 02/26/24 With Ex Date 02/01/24, CUSIP 31413HYP7					
February 26, 2024	Principal Payment of 27.25	0.00		-27.25		0.00
February 26, 2024	Current Face on 217,710.00 Par Value for Fannie Mae Pool FN 956412 6.5% 01 Nov 2037 Due On 02/26/24 With Ex Date 02/01/24, CUSIP 31413VAM9					
February 26, 2024	Principal Payment of	0.00		-3,057.51		-188.29
February 26, 2024	2,869.22 Current Face on 475,000.00 Par Value for Fannie Mae Pool FN BM4614 3% 01 Mar 2033 Due On 02/26/24 With Ex Date 02/01/24, CUSIP 3140J9DU2					
February 26, 2024	Principal Payment of 4.91	0.00		-4.91		0.00
February 26, 2024	Current Face on 64,611.00 Par Value for Fannie Mae Pool FN 885671 6.5% 01 Oct 2036 Due On 02/26/24 With Ex Date 02/01/24, CUSIP 31410C6G2					
February 26, 2024	Principal Payment of 69.69	0.00		-69.68		0.01
February 26, 2024	Current Face on 1,015,317.00 Par Value for Fannie Mae Pool FN 899273 6.5% 01 Nov 2036 Due On 02/26/24 With Ex Date 02/01/24, CUSIP 31410WCJ5					

Realized Gains and Losses (continued)

Trade date Settlement date	Transaction description	Principal amount	Income amount	Cost	Accrued income	Realized G/L
<i>Agency MBS (continued)</i>						
February 26, 2024	Principal Payment of 50.41	0.00		-50.41		0.00
February 26, 2024	Current Face on 714,764.00 Par Value for Fannie Mae Pool FN 899203 6.5% 01 Oct 2036 Due On 02/26/24 With Ex Date 02/01/24, CUSIP 31410WAC2					
February 26, 2024	Principal Payment of 8,059.38 Current Face on 800,000.00 Par Value for Fannie Mae Pool FN FM4174 3% 01 Nov 2032 Due On 02/26/24 With Ex Date 02/01/24, CUSIP 3140X7T82	0.00		-8,546.72		-487.34
February 26, 2024	Principal Payment of 1,885.82 Current Face on 450,000.00 Par Value for Fannie Mae Pool FN FM5616 3% 01 Dec 2034 Due On 02/26/24 With Ex Date 02/01/24, CUSIP 3140X9G25	0.00		-1,994.55		-108.73
Total Agency MBS		\$13,451.49	\$0.00	-\$14,235.84	\$0.00	-\$784.35
<i>CMO</i>						
February 15, 2024	Principal Payment of 1 USD on 1,700,000.00 Par Value for Freddie Mac REMICS FHR 3842 PH 4% 15 Apr 2041 Due On 02/15/24 With Ex Date 02/01/24, CUSIP 3137A9QP4	974.47				0.00
February 15, 2024	Current Face on 1,700,000.00 Par Value for Freddie Mac REMICS FHR 3842 PH 4% 15 Apr 2041 Due On 02/15/24					
February 15, 2024	Principal Payment of 974.47	0.00		-1,045.35		-70.88

Realized Gains and Losses (continued)

Trade date Settlement date	Transaction description	Principal amount	Income amount	Cost	Accrued income	Realized G/L
<i>CMO (continued)</i>						
February 20, 2024 February 20, 2024	With Ex Date 02/01/24, CUSIP 3137A9QP4 Principal Payment of 1 USD on 1,225,000.00 Par Value for Government National Mortgage Association GNR 2014-H19 HA 3% 20 Sep 2064 Due On 02/20/24 With Ex Date 02/01/24, CUSIP 38375UPV6	29,708.80				0.00
February 20, 2024 February 20, 2024	Principal Payment of 1 USD on 1,200,000.00 Par Value for Government National Mortgage Association GNR 2019-H12 JA 2.5% 20 Jul 2069 Due On 02/20/24 With Ex Date 02/01/24, CUSIP 38380LXE8	17,291.06				0.00
February 20, 2024 February 20, 2024	Principal Payment of 1 USD on 1,200,000.00 Par Value for Government National Mortgage Association GNR 2020-H02 DA 2.25% 20 Dec 2069 Due On 02/20/24 With Ex Date 02/01/24, CUSIP 38380LV67	4,979.30				0.00
February 20, 2024 February 20, 2024	Principal Payment of 1 USD on 1,000,000.00 Par Value for Government National Mortgage Association GNR 2008-82 A 6% 20 Sep 2038 Due On 02/20/24 With Ex Date 02/01/24, CUSIP 38375YEK4	73.13				0.00
February 20, 2024 February 20, 2024	Principal Payment of 29,708.80 Current Face on	0.00		-31,541.49		-1,832.69

Realized Gains and Losses (continued)

Trade date Settlement date	Transaction description	Principal amount	Income amount	Cost	Accrued income	Realized G/L
<i>CMO (continued)</i>						
	1,225,000.00 Par Value for Government National Mortgage Association GNR 2014-H19 HA 3% 20 Sep 2064 Due On 02/20/24 With Ex Date 02/01/24, CUSIP 38375UPV6					
February 20, 2024 February 20, 2024	Principal Payment of 17,291.06 Current Face on 1,200,000.00 Par Value for Government National Mortgage Association GNR 2019-H12 JA 2.5% 20 Jul 2069 Due On 02/20/24 With Ex Date 02/01/24, CUSIP 38380LXE8	0.00		-17,382.24		-91.18
February 20, 2024 February 20, 2024	Principal Payment of 4,979.30 Current Face on 1,200,000.00 Par Value for Government National Mortgage Association GNR 2020-H02 DA 2.25% 20 Dec 2069 Due On 02/20/24 With Ex Date 02/01/24, CUSIP 38380LV67	0.00		-5,000.89		-21.59
February 20, 2024 February 20, 2024	Principal Payment of 73.13 Current Face on 1,000,000.00 Par Value for Government National Mortgage Association GNR 2008-82 A 6% 20 Sep 2038 Due On 02/20/24 With Ex Date 02/01/24, CUSIP 38375YEK4	0.00		-73.13		0.00
Total CMO		\$53,026.76	\$0.00	-\$55,043.10	\$0.00	-\$2,016.34
<i>CMBS</i>						
February 15, 2024 February 15, 2024	Principal Payment of 1 USD on 165,000.00 Par Value for CarMax Auto Owner Trust	6,710.51				0.00

Realized Gains and Losses (continued)

Trade date Settlement date	Transaction description	Principal amount	Income amount	Cost	Accrued income	Realized G/L
<i>CMBS (continued)</i>						
February 15, 2024 February 15, 2024	2021-4 CARMX 2021-4 A3 0.56% 15 Sep 2026 Due On 02/15/24 With Ex Date 02/15/24, CUSIP 14317JAD9	0.00		-6,709.74		0.77
February 15, 2024 February 15, 2024	Principal Payment of 6,710.51 Current Face on 165,000.00 Par Value for CarMax Auto Owner Trust 2021-4 CARMX 2021-4 A3 0.56% 15 Sep 2026 Due On 02/15/24 With Ex Date 02/15/24, CUSIP 14317JAD9	9,912.80				0.00
February 15, 2024 February 15, 2024	Principal Payment of 1 USD on 185,000.00 Par Value for Kubota Credit Owner Trust 2021-2 KCOT 2021-2A A3 0.56% 17 Nov 2025 Due On 02/15/24 With Ex Date 02/15/24, CUSIP 50117XAE2	8,970.16				0.00
February 15, 2024 February 15, 2024	Principal Payment of 1 USD on 175,000.00 Par Value for Ford Credit Auto Owner Trust 2022-A FORDO 2022-A A3 1.29% 15 Jun 2026 Due On 02/15/24 With Ex Date 02/15/24, CUSIP 345286AC2	0.00		-9,912.43		0.37
February 15, 2024 February 15, 2024	Principal Payment of 9,912.80 Current Face on 185,000.00 Par Value for Kubota Credit Owner Trust 2021-2 KCOT 2021-2A A3 0.56% 17 Nov 2025 Due On 02/15/24 With Ex Date 02/15/24, CUSIP 50117XAE2	0.00		-8,969.09		1.07
February 15, 2024 February 15, 2024	Principal Payment of 8,970.16 Current Face on					

Realized Gains and Losses (continued)

Trade date Settlement date	Transaction description	Principal amount	Income amount	Cost	Accrued income	Realized G/L
<i>CMBS (continued)</i>						
	175,000.00 Par Value for Ford Credit Auto Owner Trust 2022-A FORDO 2022-A A3 1.29% 15 Jun 2026 Due On 02/15/24 With Ex Date 02/15/24, CUSIP 345286AC2					
February 16, 2024	Principal Payment of 1 USD	7,347.76				0.00
February 16, 2024	on 150,000.00 Par Value for GM Financial Consumer Automobile Receivables Trust 2022-1 GMCAR 2022-1 A3 1.26% 16 Nov 2026 Due On 02/16/24 With Ex Date 02/16/24, CUSIP 380146AC4					
February 16, 2024	Principal Payment of 1 USD	6,240.69				0.00
February 16, 2024	on 170,000.00 Par Value for GM Financial Consumer Automobile Receivables Trust 2022-2 GMCAR 2022-2 A3 3.1% 16 Feb 2027 Due On 02/16/24 With Ex Date 02/16/24, CUSIP 362585AC5					
February 16, 2024	Principal Payment of	0.00		-7,347.12		0.64
February 16, 2024	7,347.76 Current Face on 150,000.00 Par Value for GM Financial Consumer Automobile Receivables Trust 2022-1 GMCAR 2022-1 A3 1.26% 16 Nov 2026 Due On 02/16/24 With Ex Date 02/16/24, CUSIP 380146AC4					
February 16, 2024	Principal Payment of	0.00		-6,239.39		1.30
February 16, 2024	6,240.69 Current Face on 170,000.00 Par Value for GM Financial Consumer Automobile Receivables Trust					

Realized Gains and Losses (continued)

Trade date Settlement date	Transaction description	Principal amount	Income amount	Cost	Accrued income	Realized G/L
<i>CMBS (continued)</i>						
February 26, 2024 February 26, 2024	2022-2 GMCAR 2022-2 A3 3.1% 16 Feb 2027 Due On 02/16/24 With Ex Date 02/16/24, CUSIP 362585AC5	650.65				0.00
February 26, 2024 February 26, 2024	Principal Payment of 1 USD on 395,000.00 Par Value for Fannie Mae-Aces FNA 2016-M12 A2 Var 25 Sep 2026 Due On 02/26/24 With Ex Date 02/01/24, CUSIP 3136AUKX8	0.00		-609.83		40.82
February 26, 2024 February 26, 2024	Principal Payment of 1 USD on 680,000.00 Par Value for Freddie Mac Multifamily Structured Pass Through Certificates FHMS K728 A2 Var 25 Aug 2024 Due On 02/26/24 With Ex Date 02/01/24, CUSIP 3137FBTA4	959.43				0.00
February 26, 2024 February 26, 2024	Principal Payment of 1 USD on 340,000.00 Par Value for Freddie Mac Multifamily Structured Pass Through Certificates FHMS K092 A1 3.125% 25 Oct 2028 Due On 02/26/24 With Ex Date 02/01/24, CUSIP 3137FLYU2	2,047.57				0.00
February 26, 2024 February 26, 2024	Principal Payment of 959.43 Current Face on 680,000.00	0.00		-960.70		-1.27

Realized Gains and Losses (continued)

Trade date Settlement date	Transaction description	Principal amount	Income amount	Cost	Accrued income	Realized G/L
<i>CMBS (continued)</i>						
	Par Value for Freddie Mac Multifamily Structured Pass Through Certificates FHMS K728 A2 Var 25 Aug 2024 Due On 02/26/24 With Ex Date 02/01/24, CUSIP 3137FBTA4					
February 26, 2024	Principal Payment of 2,047.57	0.00		-1,932.85		114.72
February 26, 2024	Current Face on 340,000.00 Par Value for Freddie Mac Multifamily Structured Pass Through Certificates FHMS K092 A1 3.125% 25 Oct 2028 Due On 02/26/24 With Ex Date 02/01/24, CUSIP 3137FLYU2					
Total CMBS		\$42,839.57	\$0.00	-\$42,681.15	\$0.00	\$158.42
<i>Consumer ABS</i>						
February 15, 2024	Principal Payment of 1 USD on 270,000.00 Par Value for CarMax Auto Owner Trust 2022-2 CARMX 2022-2 A3 3.49% 16 Feb 2027 Due On 02/15/24 With Ex Date 02/15/24, CUSIP 14317HAC5	14,120.88				0.00
February 15, 2024	Principal Payment of 1 USD on 325,000.00 Par Value for Honda Auto Receivables 2022-1 Owner Trust HAROT 2022-1 A3 1.88% 15 May 2026 Due On 02/15/24 With Ex Date 02/15/24, CUSIP 43815BAC4	19,833.89				0.00
February 15, 2024	Principal Payment of 1 USD on 410,000.00 Par Value for	16,607.28				0.00
February 15, 2024						

Realized Gains and Losses (continued)

Trade date Settlement date	Transaction description	Principal amount	Income amount	Cost	Accrued income	Realized G/L
<i>Consumer ABS (continued)</i>						
February 15, 2024 February 15, 2024	CarMax Auto Owner Trust 2021-3 CARMX 2021-3 A3 0.55% 15 Jun 2026 Due On 02/15/24 With Ex Date 02/15/24, CUSIP 14317DAC4	19,328.97				0.00
February 15, 2024 February 15, 2024	Principal Payment of 1 USD on 575,000.00 Par Value for Carmax Auto Owner Trust 2021-1 CARMX 2021-1 A3 0.34% 15 Dec 2025 Due On 02/15/24 With Ex Date 02/15/24, CUSIP 14316NAC3	0.00		-14,118.73		2.15
February 15, 2024 February 15, 2024	Principal Payment of 19,833.89 Current Face on 325,000.00 Par Value for Honda Auto Receivables 2022-1 Owner Trust HAROT 2022-1 A3 1.88% 15 May 2026 Due On 02/15/24 With Ex Date 02/15/24, CUSIP 43815BAC4	0.00		-19,830.91		2.98
February 15, 2024 February 15, 2024	Principal Payment of 16,607.28 Current Face on 410,000.00 Par Value for CarMax Auto Owner Trust 2021-3 CARMX 2021-3 A3 0.55% 15 Jun 2026 Due On	0.00		-16,604.55		2.73

Realized Gains and Losses (continued)

Trade date Settlement date	Transaction description	Principal amount	Income amount	Cost	Accrued income	Realized G/L
<i>Consumer ABS (continued)</i>						
February 15, 2024 February 15, 2024	02/15/24 With Ex Date 02/15/24, CUSIP 14317DAC4 Principal Payment of 19,328.97 Current Face on 575,000.00 Par Value for Carmax Auto Owner Trust 2021-1 CARMX 2021-1 A3 0.34% 15 Dec 2025 Due On 02/15/24 With Ex Date 02/15/24, CUSIP 14316NAC3	0.00		-19,325.15		3.82
February 15, 2024 February 15, 2024	Principal Payment of 1 USD on 260,000.00 Par Value for John Deere Owner Trust 2022 JDOT 2022-A A3 2.32% 16 Sep 2026 Due On 02/15/24 With Ex Date 02/15/24, CUSIP 47787JAC2	15,602.43				0.00
February 15, 2024 February 15, 2024	Principal Payment of 1 USD on 190,000.00 Par Value for CNH Equipment Trust 2022-A CNH 2022-A A3 2.94% 15 Jul 2027 Due On 02/15/24 With Ex Date 02/15/24, CUSIP 12660DAC1	3,973.54				0.00
February 15, 2024 February 15, 2024	Principal Payment of 1 USD on 385,000.00 Par Value for Hyundai Auto Receivables Trust 2022-A HART 2022-A A3 2.22% 15 Oct 2026 Due On 02/15/24 With Ex Date 02/15/24, CUSIP 448977ADO	21,853.64				0.00
February 15, 2024 February 15, 2024	Principal Payment of 1 USD on 275,000.00 Par Value for Harley-Davidson Motorcycle Trust 2022-A HDMOT 2022-A A3 3.06% 15 Feb 2027 Due	12,599.30				0.00

Realized Gains and Losses (continued)

Trade date Settlement date	Transaction description	Principal amount	Income amount	Cost	Accrued income	Realized G/L
<i>Consumer ABS (continued)</i>						
February 15, 2024 February 15, 2024	On 02/15/24 With Ex Date 02/15/24, CUSIP 41284YAD8 Principal Payment of 1 USD on 430,000.00 Par Value for Ally Auto Receivables Trust 2022-1 ALLYA 2022-1 A3 3.31% 15 Nov 2026 Due On 02/15/24 With Ex Date 02/15/24, CUSIP 02008JACO	25,084.02				0.00
February 15, 2024 February 15, 2024	Principal Payment of 15,602.43 Current Face on 260,000.00 Par Value for John Deere Owner Trust 2022 JDOT 2022-A A3 2.32% 16 Sep 2026 Due On 02/15/24 With Ex Date 02/15/24, CUSIP 47787JAC2	0.00		-15,598.98		3.45
February 15, 2024 February 15, 2024	Principal Payment of 3,973.54 Current Face on 190,000.00 Par Value for CNH Equipment Trust 2022-A CNH 2022-A A3 2.94% 15 Jul 2027 Due On 02/15/24 With Ex Date 02/15/24, CUSIP 12660DAC1	0.00		-3,973.25		0.29
February 15, 2024 February 15, 2024	Principal Payment of 21,853.64 Current Face on 385,000.00 Par Value for Hyundai Auto Receivables Trust 2022-A HART 2022-A A3 2.22% 15 Oct 2026 Due On 02/15/24 With Ex Date 02/15/24, CUSIP 448977ADO	0.00		-21,852.80		0.84
February 15, 2024 February 15, 2024	Principal Payment of 12,599.30 Current Face on 275,000.00 Par Value for	0.00		-12,597.20		2.10

Realized Gains and Losses (continued)

Trade date Settlement date	Transaction description	Principal amount	Income amount	Cost	Accrued income	Realized G/L
<i>Consumer ABS (continued)</i>						
February 15, 2024 February 15, 2024	Harley-Davidson Motorcycle Trust 2022-A HDMOT 2022-A A3 3.06% 15 Feb 2027 Due On 02/15/24 With Ex Date 02/15/24, CUSIP 41284YAD8	0.00		-25,079.16		4.86
February 20, 2024 February 20, 2024	Principal Payment of 1 USD on 290,000.00 Par Value for Honda Auto Receivables 2021-3 Owner Trust HAROT 2021-3 A3 0.41% 18 Nov 2025 Due On 02/20/24 With Ex Date 02/18/24, CUSIP 43815EAC8	13,583.64				0.00
February 20, 2024 February 20, 2024	Principal Payment of 1 USD on 255,000.00 Par Value for Volkswagen Auto Loan Enhanced Trust 2021-1 VALET 2021-1 A3 1.02% 22 Jun 2026 Due On 02/20/24 With Ex Date 02/20/24, CUSIP 92868KAC7	13,555.17				0.00
February 20, 2024 February 20, 2024	Principal Payment of 1 USD on 105,000.00 Par Value for Volkswagen Auto Lease Trust 2022-A VWALT 2022-A A3 3.44% 21 Jul 2025 Due On 02/20/24 With Ex Date 02/20/24, CUSIP 92868AAC9	12,873.69				0.00

Realized Gains and Losses (continued)

Trade date Settlement date	Transaction description	Principal amount	Income amount	Cost	Accrued income	Realized G/L
<i>Consumer ABS (continued)</i>						
February 20, 2024 February 20, 2024	Principal Payment of 13,583.64 Current Face on 290,000.00 Par Value for Honda Auto Receivables 2021-3 Owner Trust HAROT 2021-3 A3 0.41% 18 Nov 2025 Due On 02/20/24 With Ex Date 02/18/24, CUSIP 43815EAC8	0.00		-13,583.44		0.20
February 20, 2024 February 20, 2024	Principal Payment of 13,555.17 Current Face on 255,000.00 Par Value for Volkswagen Auto Loan Enhanced Trust 2021-1 VALET 2021-1 A3 1.02% 22 Jun 2026 Due On 02/20/24 With Ex Date 02/20/24, CUSIP 92868KAC7	0.00		-13,554.64		0.53
February 20, 2024 February 20, 2024	Principal Payment of 12,873.69 Current Face on 105,000.00 Par Value for Volkswagen Auto Lease Trust 2022-A VWALT 2022-A A3 3.44% 21 Jul 2025 Due On 02/20/24 With Ex Date 02/20/24, CUSIP 92868AAC9	0.00		-12,872.66		1.03
February 21, 2024 February 21, 2024	Principal Payment of 1 USD on 195,000.00 Par Value for Honda Auto Receivables 2021-4 Owner Trust HAROT 2021-4 A3 0.88% 21 Jan 2026 Due On 02/21/24 With Ex Date 02/21/24, CUSIP 43815GAC3	10,085.70				0.00
February 21, 2024 February 21, 2024	Principal Payment of 10,085.70 Current Face on	0.00		-10,083.57		2.13

Realized Gains and Losses (continued)

Trade date Settlement date	Transaction description	Principal amount	Income amount	Cost	Accrued income	Realized G/L
<i>Consumer ABS (continued)</i>						
	195,000.00 Par Value for Honda Auto Receivables 2021-4 Owner Trust HAROT 2021-4 A3 0.88% 21 Jan 2026 Due On 02/21/24 With Ex Date 02/21/24, CUSIP 43815GAC3					
February 26, 2024	Principal Payment of 1 USD	11,868.68				0.00
February 26, 2024	on 190,000.00 Par Value for BMW Vehicle Owner Trust 2022-A BMWOT 2022-A A3 3.21% 25 Aug 2026 Due On 02/26/24 With Ex Date 02/25/24, CUSIP 05602RAD3					
February 26, 2024	Principal Payment of	0.00		-11,868.06		0.62
February 26, 2024	11,868.68 Current Face on 190,000.00 Par Value for BMW Vehicle Owner Trust 2022-A BMWOT 2022-A A3 3.21% 25 Aug 2026 Due On 02/26/24 With Ex Date 02/25/24, CUSIP 05602RAD3					
Total Consumer ABS		\$210,970.83	\$0.00	-\$210,943.10	\$0.00	\$27.73
<i>Commercial ABS</i>						
February 15, 2024	Principal Payment of 1 USD	7,141.25				0.00
February 15, 2024	on 170,000.00 Par Value for CNH Equipment Trust 2021-C CNH 2021-C A3 0.81% 15 Dec 2026 Due On 02/15/24 With Ex Date 02/15/24, CUSIP 12598LACO					
February 15, 2024	Principal Payment of	0.00		-7,140.42		0.83
February 15, 2024	7,141.25 Current Face on 170,000.00 Par Value for CNH Equipment Trust 2021-C					

Realized Gains and Losses (continued)

Trade date Settlement date	Transaction description	Principal amount	Income amount	Cost	Accrued income	Realized G/L
<i>Commercial ABS (continued)</i>						
	CNH 2021-C A3 0.81% 15 Dec 2026 Due On 02/15/24 With Ex Date 02/15/24, CUSIP 12598LAC0					
Total Commercial ABS		\$7,141.25	\$0.00	-\$7,140.42	\$0.00	\$0.83
<i>US Credit</i>						
February 5, 2024 February 5, 2024	Full Call 1 USD Bank of America Corp Variable 1.843% 04 Feb 2025 For 235,000.00 Par Value Due on 02/05/24 With Ex Date 02/04/24, CUSIP 06051GKG3	235,000.00				0.00
February 5, 2024 February 5, 2024	Full Call 100:100 Debit 235,000.00 Bank of America Corp Variable 1.843% 04 Feb 2025 For 235,000.00 Par Value of Bank of America Corp Variable 1.843% 04 Feb 2025 Due on 02/05/24 With Ex Date 02/04/24, CUSIP 06051GKG3	0.00		-235,000.00		0.00
Total US Credit		\$235,000.00	\$0.00	-\$235,000.00	\$0.00	\$0.00
Total Fixed Income		\$562,429.90	\$0.00	-\$565,043.61	\$0.00	-\$2,613.71
Total Corporate Actions/Income		\$562,429.90	\$0.00	-\$565,043.61	\$0.00	-\$2,613.71
Sales						
<i>Fixed Income</i>						
<i>US Government</i>						
February 1, 2024 February 5, 2024	Sale 760,000.00 Par Value of United States Treasury Note/Bond 2.875% 15 Jun 2025 @ 97.96% Received Accrued Interest of	744,473.44		-760,118.75	3,104.37	-15,645.31

Realized Gains and Losses (continued)

Trade date Settlement date	Transaction description	Principal amount	Income amount	Cost	Accrued income	Realized G/L
<i>US Government (continued)</i>						
	\$3,104.37, CUSIP 91282CEU1					
February 6, 2024 February 8, 2024	Sale 200,000.00 Par Value of United States Treasury Note/Bond 4.625% 15 Oct 2026 @ 100.87% Received Accrued Interest of \$2,931.69, CUSIP 91282CJC6	201,742.19		-199,734.38	2,931.69	2,007.81
February 7, 2024 February 9, 2024	Sale 320,000.00 Par Value of United States Treasury Note/Bond 4.625% 15 Oct 2026 @ 100.93% Received Accrued Interest of \$4,731.15, CUSIP 91282CJC6	322,962.50		-319,575.00	4,731.15	3,387.50
February 8, 2024 February 14, 2024	Sale 340,000.00 Par Value of United States Treasury Note/Bond 4.625% 15 Sep 2026 @ 100.81% Received Accrued Interest of \$6,566.48, CUSIP 91282CHYO	342,749.22		-337,569.53	6,566.48	5,179.69
February 14, 2024 February 20, 2024	Sale 155,000.00 Par Value of United States Treasury Note/Bond 4.375% 15 Aug 2026 @ 99.76% Received Accrued Interest of \$93.15, CUSIP 91282CHU8	154,624.61		-153,735.31	93.15	889.30
February 20, 2024 February 26, 2024	Sale 245,000.00 Par Value of United States Treasury Note/Bond 4.625% 15 Oct 2026 @ 100.46% Received Accrued Interest of \$4,148.60, CUSIP 91282CJC6	246,119.73		-244,674.61	4,148.60	1,445.12

Realized Gains and Losses (continued)

Trade date Settlement date	Transaction description	Principal amount	Income amount	Cost	Accrued income	Realized G/L
<i>US Government (continued)</i>						
February 21, 2024	Sale 250,000.00 Par Value of	250,878.91		-249,667.97	4,233.27	1,210.94
February 26, 2024	United States Treasury Note/Bond 4.625% 15 Oct 2026 @ 100.35% Received Accrued Interest of \$4,233.27, CUSIP 91282CJC6					
Total US Government		\$2,263,550.60	\$0.00	-\$2,265,075.55	\$25,808.71	-\$1,524.95
<i>US Credit</i>						
February 1, 2024	Sale 195,000.00 Par Value of	191,661.60		-194,816.70	2,182.92	-3,155.10
February 5, 2024	BMW US Capital LLC 3.25% 01 Apr 2025 @ 98.29% Received Accrued Interest of \$2,182.92, CUSIP 05565EBZ7					
Total US Credit		\$191,661.60	\$0.00	-\$194,816.70	\$2,182.92	-\$3,155.10
Total Fixed Income		\$2,455,212.20	\$0.00	-\$2,459,892.25	\$27,991.63	-\$4,680.05
Total Sales		\$2,455,212.20	\$0.00	-\$2,459,892.25	\$27,991.63	-\$4,680.05
Cash Sweep Activity						
<i>Cash and Equivalents</i>						
<i>Cash Equivalents</i>						
February 29, 2024	Sweep sales totaling	1,385,229.71		-1,385,229.71		0.00
February 29, 2024	-1,385,229.71 units of Fidelity Government Portfolio for CITY OF DORAL - GENERAL FUND - Capital (7					

Realized Gains and Losses (continued)

Trade date	Transaction description	Principal amount	Income amount	Cost	Accrued income	Realized G/L
Settlement date						
<i>Cash Equivalents (continued)</i>						
	Transactions), CUSIP 316175108					
	Total Cash Equivalents	\$1,385,229.71	\$0.00	-\$1,385,229.71	\$0.00	\$0.00
	Total Cash and Equivalents	\$1,385,229.71	\$0.00	-\$1,385,229.71	\$0.00	\$0.00
	Total Cash Sweep Activity	\$1,385,229.71	\$0.00	-\$1,385,229.71	\$0.00	\$0.00
	Total [REDACTED] CITY OF DORAL - GENERAL FUND	\$4,402,871.81	\$0.00	-\$4,410,165.57	\$27,991.63	-\$7,293.76

Contributions and Receipts

Trade Date	Settlement Date	Transaction Description	Principal amount	Income amount
CITY OF DORAL - GENERAL FUND				
Contributions/Receipts				
<i>Transfers</i>				
February 1, 2024		Cash Transfer - Portfolio Transfer From [REDACTED] CITY OF DORAL - GENERAL FUND		516.43
February 1, 2024		Administrative (Capital), Spot Currency USD		
February 29, 2024		Aggregate Cash Transfer due to Interest Transfer, Spot Currency USD		25,199.32
February 29, 2024				
Total Transfers			\$0.00	\$25,715.75
Total Contributions/Receipts			\$0.00	\$25,715.75
Total	[REDACTED]	CITY OF DORAL - GENERAL FUND	\$0.00	\$25,715.75

Distributions and Disbursements

Trade Date		Principal amount	Income amount
Settlement Date	Transaction Description		
██████████ CITY OF DORAL - GENERAL FUND			
Distributions/Disbursements			
<i>Transfers</i>			
February 1, 2024	Cash Transfer - Portfolio Transfer To ██████████ CITY OF DORAL - GENERAL FUND Administrative	-516.43	
February 1, 2024	(Income), Spot Currency USD		
February 29, 2024	Aggregate Cash Transfer due to Interest Transfer, Spot Currency USD	-25,199.32	
February 29, 2024			
Total Transfers		-\$25,715.75	\$0.00
Total Distributions/Disbursements		-\$25,715.75	\$0.00
Total	██████████ CITY OF DORAL - GENERAL FUND	-\$25,715.75	\$0.00

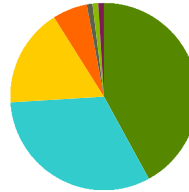
Fees and Expenses

No transactions this period.

Income Received

Summary

	Amount	Percent
US Government	86,421.88	42%
US Credit	67,399.61	32%
Consumer ABS	34,705.00	17%
CMBS	12,499.00	6%
Cash Equivalents	2,275.88	1%
Agency MBS	2,238.74	1%
CMO	1,928.54	1%
Commercial ABS	499.56	0%
Total of your portfolio	\$207,968.21	100%



Details

Trade Date	Settlement Date	Transaction Description	Principal amount	Income amount
		CITY OF DORAL - GENERAL FUND		
		Income Received		
		<i>Dividends</i>		
		<i>Cash and Equivalents</i>		
		<i>Cash Equivalents</i>		
February 1, 2024		Daily Rate Income on Fidelity Government Portfolio For Period of 01/01/24 to 01/31/24 Due on		2,275.88
February 1, 2024		02/01/24, CUSIP 316175108		
		Total Cash Equivalents	\$0.00	\$2,275.88
		Total Cash and Equivalents	\$0.00	\$2,275.88
		Total Dividends	\$0.00	\$2,275.88
		<i>Interest</i>		
		<i>Fixed Income</i>		
		<i>US Government</i>		
February 15, 2024		Interest Payment 0.04375 USD United States Treasury Note/Bond 4.375% 15 Aug 2026 For		26,796.88
February 15, 2024		1,225,000.00 Par Value Due on 02/15/24 With Ex Date 02/15/24, CUSIP 91282CHU8		

Income Received (continued)

Trade Date			Principal amount	Income amount
Settlement Date	Transaction Description			
US Government (continued)				
February 15, 2024	Interest Payment 0.04 USD	United States Treasury Note/Bond 4% 15 Feb 2026 For 2,200,000.00		44,000.00
February 15, 2024	Par Value Due on 02/15/24	With Ex Date 02/15/24, CUSIP 91282CGL9		
February 15, 2024	Interest Payment 0.03125 USD	United States Treasury Note/Bond 3.125% 15 Aug 2025 For		15,625.00
February 15, 2024	1,000,000.00 Par Value Due on 02/15/24	With Ex Date 02/15/24, CUSIP 91282CFE6		
Total US Government			\$0.00	\$86,421.88
Agency MBS				
February 15, 2024	Interest Payment of 0.065 USD	on 12,072.93 Current Face for Ginnie Mae I Pool GN 662584 6.5%		65.40
February 15, 2024	15 Sep 2037	Due On 02/15/24 With Ex Date 02/01/24, CUSIP 36294XCV6		
February 15, 2024	Interest Payment of 0.065 USD	on 4,298.12 Current Face for Ginnie Mae I Pool GN 677536 6.5%		23.28
February 15, 2024	15 Nov 2037	Due On 02/15/24 With Ex Date 02/01/24, CUSIP 36295QV56		
February 15, 2024	Interest Payment of 0.075 USD	on 75,511.17 Current Face for Ginnie Mae I Pool GN 668892 7.5%		471.94
February 15, 2024	15 Jun 2037	Due On 02/15/24 With Ex Date 02/01/24, CUSIP 36295FC51		
February 20, 2024	Interest Payment of 0.07 USD	on 5,294.24 Current Face for Ginnie Mae II Pool G2 4262 7% 20 Oct		30.88
February 20, 2024	2038	Due On 02/20/24 With Ex Date 02/01/24, CUSIP 36202EWX3		
February 20, 2024	Interest Payment of 0.07 USD	on 13,075.56 Current Face for Ginnie Mae II Pool G2 4117 7% 20		76.27
February 20, 2024	Apr 2038	Due On 02/20/24 With Ex Date 02/01/24, CUSIP 36202ESE0		
February 26, 2024	Interest Payment of 0.03 USD	on 251,367.41 Current Face for Fannie Mae Pool FN FM4174 3% 01		628.42
February 26, 2024	Nov 2032	Due On 02/26/24 With Ex Date 02/01/24, CUSIP 3140X7T82		
February 26, 2024	Interest Payment of 0.065 USD	on 5,981.07 Current Face for Fannie Mae Pool FN 899273 6.5%		32.40
February 26, 2024	01 Nov 2036	Due On 02/26/24 With Ex Date 02/01/24, CUSIP 31410WCJ5		
February 26, 2024	Interest Payment of 0.065 USD	on 2,291.87 Current Face for Fannie Mae Pool FN 956412 6.5%		12.41
February 26, 2024	01 Nov 2037	Due On 02/26/24 With Ex Date 02/01/24, CUSIP 31413VAM9		
February 26, 2024	Interest Payment of 0.065 USD	on 11,714.52 Current Face for Fannie Mae Pool FN 899203 6.5%		63.45
February 26, 2024	01 Oct 2036	Due On 02/26/24 With Ex Date 02/01/24, CUSIP 31410WAC2		
February 26, 2024	Interest Payment of 0.03 USD	on 145,726.00 Current Face for Fannie Mae Pool FN BM4614 3% 01		364.32
February 26, 2024	Mar 2033	Due On 02/26/24 With Ex Date 02/01/24, CUSIP 3140J9DU2		
February 26, 2024	Interest Payment of 0.065 USD	on 1,079.85 Current Face for Fannie Mae Pool FN 885671 6.5%		5.85
February 26, 2024	01 Oct 2036	Due On 02/26/24 With Ex Date 02/01/24, CUSIP 31410C6G2		
February 26, 2024	Interest Payment of 0.065 USD	on 405.83 Current Face for Fannie Mae Pool FN 946318 6.5% 01		2.20
February 26, 2024	Sep 2037	Due On 02/26/24 With Ex Date 02/01/24, CUSIP 31413HYP7		
February 26, 2024	Interest Payment of 0.03 USD	on 184,768.62 Current Face for Fannie Mae Pool FN FM5616 3% 01		461.92
February 26, 2024	Dec 2034	Due On 02/26/24 With Ex Date 02/01/24, CUSIP 3140X9G25		
Total Agency MBS			\$0.00	\$2,238.74

Income Received (continued)

Trade Date			Principal amount	Income amount
Settlement Date	Transaction Description			
CMO				
February 15, 2024	Interest Payment of 0.04 USD on 69,402.24 Current Face for Freddie Mac REMICS FHR 3842 PH			231.34
February 15, 2024	4% 15 Apr 2041 Due On 02/15/24 With Ex Date 02/01/24, CUSIP 3137A9QP4			
February 20, 2024	Interest Payment of 0.03 USD on 236,191.48 Current Face for Government National Mortgage			590.48
February 20, 2024	Association GNR 2014-H19 HA 3% 20 Sep 2064 Due On 02/20/24 With Ex Date 02/01/24, CUSIP 38375UPV6			
February 20, 2024	Interest Payment of 0.025 USD on 259,523.62 Current Face for Government National Mortgage			540.67
February 20, 2024	Association GNR 2019-H12 JA 2.5% 20 Jul 2069 Due On 02/20/24 With Ex Date 02/01/24, CUSIP 38380LXE8			
February 20, 2024	Interest Payment of 0.06 USD on 12,768.74 Current Face for Government National Mortgage			63.84
February 20, 2024	Association GNR 2008-82 A 6% 20 Sep 2038 Due On 02/20/24 With Ex Date 02/01/24, CUSIP 38375YEK4			
February 20, 2024	Interest Payment of 0.0225 USD on 267,846.84 Current Face for Government National Mortgage			502.21
February 20, 2024	Association GNR 2020-H02 DA 2.25% 20 Dec 2069 Due On 02/20/24 With Ex Date 02/01/24, CUSIP 38380LV67			
Total CMO			\$0.00	\$1,928.54
CMBS				
February 15, 2024	Interest Payment of 0.028 USD on 520,000.00 Current Face for Capital One Multi Asset Execution			1,213.33
February 15, 2024	Trust 2.8% 15 Mar 2027 Due On 02/15/24 With Ex Date 02/15/24, CUSIP 14041NFZ9			
February 15, 2024	Interest Payment of 0.000467 USD on 109,750.05 Current Face for Kubota Credit Owner Trust			51.22
February 15, 2024	2021-2 KCOT 2021-2A A3 0.56% 17 Nov 2025 Due On 02/15/24 With Ex Date 02/15/24, CUSIP 50117XAE2			
February 15, 2024	Interest Payment of 0.002225 USD on 270,000.00 Current Face for Kubota Credit Owner Trust			600.75
February 15, 2024	2022-1 KCOT 2022-1A A3 2.67% 15 Oct 2026 Due On 02/15/24 With Ex Date 02/15/24, CUSIP 50117EAC8			
February 15, 2024	Interest Payment of 0.001075 USD on 122,088.38 Current Face for Ford Credit Auto Owner Trust			131.25
February 15, 2024	2022-A FORDO 2022-A A3 1.29% 15 Jun 2026 Due On 02/15/24 With Ex Date 02/15/24, CUSIP 345286AC2			
February 15, 2024	Interest Payment of 0.004242 USD on 400,000.00 Current Face for John Deere Owner Trust			1,696.67
February 15, 2024	2022-C JDOT 2022-C A3 5.09% 15 Jun 2027 Due On 02/15/24 With Ex Date 02/15/24, CUSIP 47800BAC2			
February 15, 2024	Interest Payment of 0.004358 USD on 290,000.00 Current Face for Daimler Trucks Retail Trust			1,263.92
February 15, 2024	2022-1 DTRT 2022-1 A3 5.23% 17 Feb 2026 Due On 02/15/24 With Ex Date 02/15/24, CUSIP 233869AC0			

Income Received (continued)

Trade Date			Principal amount	Income amount
Settlement Date	Transaction Description			
CMBS (continued)				
February 15, 2024	Interest Payment of 0.000467 USD on 104,956.90 Current Face for CarMax Auto Owner Trust			48.98
February 15, 2024	2021-4 CARMX 2021-4 A3 0.56% 15 Sep 2026 Due On 02/15/24 With Ex Date 02/15/24, CUSIP 14317JAD9			
February 15, 2024	Interest Payment of 0.004008 USD on 165,000.00 Current Face for CNH Equipment Trust 2023-A			661.37
February 15, 2024	CNH 2023-A A3 4.81% 15 Aug 2028 Due On 02/15/24 With Ex Date 02/15/24, CUSIP 12664QAC8			
February 16, 2024	Interest Payment of 0.00105 USD on 117,655.92 Current Face for GM Financial Consumer			123.54
February 16, 2024	Automobile Receivables Trust 2022-1 GMCAR 2022-1 A3 1.26% 16 Nov 2026 Due On 02/16/24 With Ex Date 02/16/24, CUSIP 380146AC4			
February 16, 2024	Interest Payment of 0.002583 USD on 170,000.00 Current Face for GM Financial Consumer			439.17
February 16, 2024	Automobile Receivables Trust 2022-2 GMCAR 2022-2 A3 3.1% 16 Feb 2027 Due On 02/16/24 With Ex Date 02/16/24, CUSIP 362585AC5			
February 26, 2024	Interest Payment of 0.02444 USD on 362,843.49 Current Face for Fannie Mae-Aces FNA			738.99
February 26, 2024	2016-M12 A2 Var 25 Sep 2026 Due On 02/26/24 With Ex Date 02/01/24, CUSIP 3136AUKX8			
February 26, 2024	Interest Payment of 0.002553 USD on 575,936.12 Current Face for Freddie Mac Multifamily			1,470.56
February 26, 2024	Structured Pass Through Certificates FHMS K728 A2 Var 25 Aug 2024 Due On 02/26/24 With Ex Date 02/01/24, CUSIP 3137FBTA4			
February 26, 2024	Interest Payment of 0.002626 USD on 690,000.00 Current Face for Freddie Mac Multifamily			1,811.82
February 26, 2024	Structured Pass Through Certificates FHMS K052 A2 3.151% 25 Nov 2025 Due On 02/26/24 With Ex Date 02/01/24, CUSIP 3137BMTX4			
February 26, 2024	Interest Payment of 0.002604 USD on 300,870.95 Current Face for Freddie Mac Multifamily			783.52
February 26, 2024	Structured Pass Through Certificates FHMS K092 A1 3.125% 25 Oct 2028 Due On 02/26/24 With Ex Date 02/01/24, CUSIP 3137FLYU2			
February 26, 2024	Interest Payment of 0.001902 USD on 370,000.00 Current Face for Freddie Mac Multifamily			703.62
February 26, 2024	Structured Pass Through Certificates FHMS K736 A2 2.282% 25 Jul 2026 Due On 02/26/24 With Ex Date 02/01/24, CUSIP 3137FNWX4			
February 26, 2024	Interest Payment of 0.002142 USD on 355,000.00 Current Face for Freddie Mac Multifamily			760.29
February 26, 2024	Structured Pass Through Certificates FHMS K057 A2 2.57% 25 Jul 2026 Due On 02/26/24 With Ex Date 02/01/24, CUSIP 3137BRQJ7			
Total CMBS			\$0.00	\$12,499.00
Consumer ABS				
February 15, 2024	Interest Payment of 0.0332 USD on 480,000.00 Current Face for Discover Card Execution Note			1,328.00
February 15, 2024	Trust DCENT 2022-A2 A 3.32% 15 May 2027 Due On 02/15/24 With Ex Date 02/15/24, CUSIP 254683CS2			

Income Received (continued)

Trade Date			Principal amount	Income amount
Settlement Date	Transaction Description			
<i>Consumer ABS (continued)</i>				
February 15, 2024	Interest Payment of 0.002825 USD on 515,000.00 Current Face for American Express Credit			1,454.88
February 15, 2024	Account Master Trust AMXCA 2022-2 A 3.39% 15 May 2027 Due On 02/15/24 With Ex Date 02/15/24, CUSIP 02582JJT8			
February 15, 2024	Interest Payment of 0.003308 USD on 200,000.00 Current Face for Chase Issuance Trust CHAIT			661.67
February 15, 2024	2022-A1 A 3.97% 15 Sep 2027 Due On 02/15/24 With Ex Date 02/15/24, CUSIP 161571HS6			
February 15, 2024	Interest Payment of 0.002908 USD on 475,000.00 Current Face for Capital One Multi-Asset			1,381.46
February 15, 2024	Execution Trust COMET 2022-A2 A 3.49% 15 May 2027 Due On 02/15/24 With Ex Date 02/15/24, CUSIP 14041NGA3			
February 15, 2024	Interest Payment of 0.0043 USD on 405,000.00 Current Face for Chase Issuance Trust CHAIT			1,741.50
February 15, 2024	2023-A1 A 5.16% 15 Sep 2028 Due On 02/15/24 With Ex Date 02/15/24, CUSIP 161571HT4			
February 15, 2024	Interest Payment of 0.000867 USD on 360,000.00 Current Face for Capital One Multi-Asset			312.00
February 15, 2024	Execution Trust COMET 2021-A3 A3 1.04% 15 Nov 2026 Due On 02/15/24 With Ex Date 02/15/24, CUSIP 14041NFY2			
February 15, 2024	Interest Payment of 0.0356 USD on 420,000.00 Current Face for Discover Card Execution Note			1,246.00
February 15, 2024	Trust DCENT 2022-A3 A3 3.56% 15 Jul 2027 Due On 02/15/24 With Ex Date 02/15/24, CUSIP 254683CW3			
February 15, 2024	Interest Payment of 0.003925 USD on 240,000.00 Current Face for Toyota Auto Receivables			942.00
February 15, 2024	2023-B Owner Trust TAOT 2023-B A3 4.71% 15 Feb 2028 Due On 02/15/24 With Ex Date 02/15/24, CUSIP 891941AD8			
February 15, 2024	Interest Payment of 0.004183 USD on 175,000.00 Current Face for Kubota Credit Owner Trust			732.08
February 15, 2024	2023-1 KCOT 2023-1A A3 5.02% 15 Jun 2027 Due On 02/15/24 With Ex Date 02/15/24, CUSIP 50117KAC4			
February 15, 2024	Interest Payment of 0.004608 USD on 475,000.00 Current Face for Fifth Third Auto Trust 2023-1			2,188.96
February 15, 2024	FITAT 2023-1 A3 5.53% 15 Aug 2028 Due On 02/15/24 With Ex Date 02/15/24, CUSIP 31680EAD3			
February 15, 2024	Interest Payment of 0.00245 USD on 190,000.00 Current Face for CNH Equipment Trust 2022-A			465.50
February 15, 2024	CNH 2022-A A3 2.94% 15 Jul 2027 Due On 02/15/24 With Ex Date 02/15/24, CUSIP 12660DAC1			
February 15, 2024	Interest Payment of 0.002908 USD on 251,803.96 Current Face for CarMax Auto Owner Trust			732.33
February 15, 2024	2022-2 CARMX 2022-2 A3 3.49% 16 Feb 2027 Due On 02/15/24 With Ex Date 02/15/24, CUSIP 14317HAC5			
February 15, 2024	Interest Payment of 0.001567 USD on 297,263.02 Current Face for Honda Auto Receivables			465.71
February 15, 2024	2022-1 Owner Trust HAROT 2022-1 A3 1.88% 15 May 2026 Due On 02/15/24 With Ex Date 02/15/24, CUSIP 43815BAC4			

Income Received (continued)

Trade Date Settlement Date	Transaction Description	Principal amount	Income amount
<i>Consumer ABS (continued)</i>			
February 15, 2024 February 15, 2024	Interest Payment of 0.002642 USD on 205,000.00 Current Face for Capital One Prime Auto Receivables Trust 2022-1 COPAR 2022-1 A3 3.17% 15 Apr 2027 Due On 02/15/24 With Ex Date 02/15/24, CUSIP 14043QAC6		541.54
February 15, 2024 February 15, 2024	Interest Payment of 0.004342 USD on 575,000.00 Current Face for Mercedes-Benz Auto Receivables Trust 2022-1 MBART 2022-1 A3 5.21% 16 Aug 2027 Due On 02/15/24 With Ex Date 02/15/24, CUSIP 58768PAC8		2,496.46
February 15, 2024 February 15, 2024	Interest Payment of 0.00445 USD on 550,000.00 Current Face for Carmax Auto Owner Trust 2022-4 CARMX 2022-4 A3 5.34% 16 Aug 2027 Due On 02/15/24 With Ex Date 02/15/24, CUSIP 14318UAD3		2,447.50
February 15, 2024 February 15, 2024	Interest Payment of 0.00305 USD on 205,000.00 Current Face for Capital One Prime Auto Receivables Trust 2022-2 COPAR 2022-2 A3 3.66% 17 May 2027 Due On 02/15/24 With Ex Date 02/15/24, CUSIP 14043GAD6		625.25
February 15, 2024 February 15, 2024	Interest Payment of 0.003858 USD on 215,000.00 Current Face for Toyota Auto Receivables 4.63% 15 Sep 2027 Due On 02/15/24 With Ex Date 02/15/24, CUSIP 891940AC2		829.54
February 15, 2024 February 15, 2024	Interest Payment of 0.003875 USD on 175,000.00 Current Face for Ford Credit Auto Owner Trust 2023-A FORDO 2023-A A3 4.65% 15 Feb 2028 Due On 02/15/24 With Ex Date 02/15/24, CUSIP 344928AD8		678.13
February 15, 2024 February 15, 2024	Interest Payment of 0.002758 USD on 386,631.59 Current Face for Ally Auto Receivables Trust 2022-1 ALLYA 2022-1 A3 3.31% 15 Nov 2026 Due On 02/15/24 With Ex Date 02/15/24, CUSIP 02008JAC0		1,066.46
February 15, 2024 February 15, 2024	Interest Payment of 0.001933 USD on 205,622.18 Current Face for John Deere Owner Trust 2022 JDOT 2022-A A3 2.32% 16 Sep 2026 Due On 02/15/24 With Ex Date 02/15/24, CUSIP 47787JAC2		397.54
February 15, 2024 February 15, 2024	Interest Payment of 0.004317 USD on 155,000.00 Current Face for John Deere Owner Trust 2023-B JDOT 2023-B A3 5.18% 15 Mar 2028 Due On 02/15/24 With Ex Date 02/15/24, CUSIP 477920AC6		669.08
February 15, 2024 February 15, 2024	Interest Payment of 0.002013 USD on 150,000.00 Current Face for Toyota Auto Receivables 2024-A Owner Trust TAOT 2024-A A3 4.83% 16 Oct 2028 Due On 02/15/24 With Ex Date 02/15/24, CUSIP 89238DAD0		301.88
February 15, 2024 February 15, 2024	Interest Payment of 0.0044 USD on 130,000.00 Current Face for Kubota Credit Owner Trust 2023-2 KCOT 2023-2A A3 5.28% 18 Jan 2028 Due On 02/15/24 With Ex Date 02/15/24, CUSIP 500945AC4		572.00
February 15, 2024 February 15, 2024	Interest Payment of 0.004783 USD on 395,000.00 Current Face for Bank of America Auto Trust 5.74% 15 Jun 2028 Due On 02/15/24 With Ex Date 02/15/24, CUSIP 06054YAC1		1,889.42

Income Received (continued)

Trade Date	Transaction Description	Principal amount	Income amount
Settlement Date			
<i>Consumer ABS (continued)</i>			
February 15, 2024	Interest Payment of 0.004108 USD on 225,000.00 Current Face for Honda Auto Receivables		924.37
February 15, 2024	2023-2 Owner Trust HAROT 2023-2 A3 4.93% 15 Nov 2027 Due On 02/15/24 With Ex Date 02/15/24, CUSIP 437927ACO		
February 15, 2024	Interest Payment of 0.004567 USD on 150,000.00 Current Face for Hyundai Auto Receivables Trust		685.00
February 15, 2024	2023-B HART 2023-B A3 5.48% 17 Apr 2028 Due On 02/15/24 With Ex Date 02/15/24, CUSIP 44933XAD9		
February 15, 2024	Interest Payment of 0.0306 USD on 223,496.77 Current Face for Harley-Davidson Motorcycle Trust		569.92
February 15, 2024	2022-A HDMOT 2022-A A3 3.06% 15 Feb 2027 Due On 02/15/24 With Ex Date 02/15/24, CUSIP 41284YAD8		
February 15, 2024	Interest Payment of 0.000458 USD on 222,581.32 Current Face for CarMax Auto Owner Trust		102.02
February 15, 2024	2021-3 CARMX 2021-3 A3 0.55% 15 Jun 2026 Due On 02/15/24 With Ex Date 02/15/24, CUSIP 14317DAC4		
February 15, 2024	Interest Payment of 0.00185 USD on 351,464.64 Current Face for Hyundai Auto Receivables Trust		650.21
February 15, 2024	2022-A HART 2022-A A3 2.22% 15 Oct 2026 Due On 02/15/24 With Ex Date 02/15/24, CUSIP 448977AD0		
February 15, 2024	Interest Payment of 0.004608 USD on 265,000.00 Current Face for Bank of America Auto Trust		1,221.21
February 15, 2024	2023-1 BAAT 2023-1A A3 5.53% 15 Feb 2028 Due On 02/15/24 With Ex Date 02/15/24, CUSIP 06428AAC2		
February 15, 2024	Interest Payment of 0.000283 USD on 137,145.50 Current Face for Carmax Auto Owner Trust		38.86
February 15, 2024	2021-1 CARMX 2021-1 A3 0.34% 15 Dec 2025 Due On 02/15/24 With Ex Date 02/15/24, CUSIP 14316NAC3		
February 15, 2024	Interest Payment of 0.004175 USD on 140,000.00 Current Face for John Deere Owner Trust 2023		584.50
February 15, 2024	JDOT 2023-A A3 5.01% 15 Nov 2027 Due On 02/15/24 With Ex Date 02/15/24, CUSIP 47800CAC0		
February 15, 2024	Interest Payment of 0.003133 USD on 140,000.00 Current Face for Toyota Auto Receivables		438.67
February 15, 2024	2022-C Owner Trust TAOT 2022-C A3 3.76% 15 Apr 2027 Due On 02/15/24 With Ex Date 02/15/24, CUSIP 89231CAD9		
February 16, 2024	Interest Payment of 0.003725 USD on 185,000.00 Current Face for GM Financial Consumer		689.13
February 16, 2024	Automobile Receivables Trust 2023-2 GMCAR 2023-2 A3 4.47% 16 Feb 2028 Due On 02/16/24 With Ex Date 02/16/24, CUSIP 362583AD8		
February 16, 2024	Interest Payment of 0.003907 USD on 65,000.00 Current Face for GM Financial Consumer		253.95
February 16, 2024	Automobile Receivables Trust 2024-1 GMCAR 2024-1 A3 4.85% 18 Dec 2028 Due On 02/16/24 With Ex Date 02/16/24, CUSIP 36268GAD7		

Income Received (continued)

Trade Date			Principal amount	Income amount
Settlement Date	Transaction Description			
Consumer ABS (continued)				
February 20, 2024	Interest Payment of 0.000342 USD on 135,927.03 Current Face for Honda Auto Receivables			46.44
February 20, 2024	2021-3 Owner Trust HAROT 2021-3 A3 0.41% 18 Nov 2025 Due On 02/20/24 With Ex Date 02/18/24, CUSIP 43815EAC8			
February 20, 2024	Interest Payment of 0.002867 USD on 95,797.00 Current Face for Volkswagen Auto Lease Trust			274.62
February 20, 2024	2022-A VWALT 2022-A A3 3.44% 21 Jul 2025 Due On 02/20/24 With Ex Date 02/20/24, CUSIP 92868AAC9			
February 20, 2024	Interest Payment of 0.00085 USD on 157,094.65 Current Face for Volkswagen Auto Loan Enhanced			133.53
February 20, 2024	Trust 2021-1 VALET 2021-1 A3 1.02% 22 Jun 2026 Due On 02/20/24 With Ex Date 02/20/24, CUSIP 92868KAC7			
February 21, 2024	Interest Payment of 0.000733 USD on 125,694.85 Current Face for Honda Auto Receivables			92.18
February 21, 2024	2021-4 Owner Trust HAROT 2021-4 A3 0.88% 21 Jan 2026 Due On 02/21/24 With Ex Date 02/21/24, CUSIP 43815GAC3			
February 22, 2024	Interest Payment of 0.004008 USD on 205,000.00 Current Face for Porsche Financial Auto			821.71
February 22, 2024	Securitization Trust 2023-1 PFAST 2023-1A A3 4.81% 22 Sep 2028 Due On 02/22/24 With Ex Date 02/22/24, CUSIP 73328QAC8			
February 26, 2024	Interest Payment of 0.004558 USD on 120,000.00 Current Face for BMW Vehicle Owner Trust			547.00
February 26, 2024	2023-A BMWOT 2023-A A3 5.47% 25 Feb 2028 Due On 02/26/24 With Ex Date 02/25/24, CUSIP 05592XAD2			
February 26, 2024	Interest Payment of 0.002675 USD on 173,753.81 Current Face for BMW Vehicle Owner Trust			464.79
February 26, 2024	2022-A BMWOT 2022-A A3 3.21% 25 Aug 2026 Due On 02/26/24 With Ex Date 02/25/24, CUSIP 05602RAD3			
Total Consumer ABS			\$0.00	\$34,705.00
Commercial ABS				
February 15, 2024	Interest Payment of 0.000675 USD on 121,754.28 Current Face for CNH Equipment Trust 2021-C			82.18
February 15, 2024	CNH 2021-C A3 0.81% 15 Dec 2026 Due On 02/15/24 With Ex Date 02/15/24, CUSIP 12598LACO			
February 15, 2024	Interest Payment of 0.002783 USD on 150,000.00 Current Face for CNH Equipment Trust 4.77%			417.38
February 15, 2024	15 Jun 2029 Due On 02/15/24 With Ex Date 02/15/24, CUSIP 18978FACO			
Total Commercial ABS			\$0.00	\$499.56
US Credit				
February 2, 2024	Interest Payment 0.0475 USD Bank of Nova Scotia/The 4.75% 02 Feb 2026 For 500,000.00 Par			11,875.00
February 2, 2024	Value Due on 02/02/24 With Ex Date 02/02/24, CUSIP 06417XAN1			
February 5, 2024	Interest Payment 0.052 USD Mercedes-Benz Finance North America LLC 5.2% 03 Aug 2026 For			7,150.00
February 5, 2024	275,000.00 Par Value Due on 02/05/24 With Ex Date 02/03/24, CUSIP 58769JAK3			

Income Received (continued)

Trade Date			Principal amount	Income amount
Settlement Date	Transaction Description			
<i>US Credit (continued)</i>				
February 5, 2024	Interest Payment 0.05272 USD State Street Corp 5.272% 03 Aug 2026 For 380,000.00 Par Value			10,016.80
February 5, 2024	Due on 02/05/24 With Ex Date 02/03/24, CUSIP 857477CD3			
February 5, 2024	Interest Payment 0.009215 USD Bank of America Corp Variable 1.843% 04 Feb 2025 For 235,000.00 Par Value Due on 02/05/24 With Ex Date 02/04/24, CUSIP 06051GKG3			2,165.53
February 5, 2024				
February 6, 2024	Interest Payment 0.01746 USD State Street Corp Variable 1.746% 06 Feb 2026 For 155,000.00 Par Value Due on 02/06/24 With Ex Date 02/06/24, CUSIP 857477BR3			1,353.15
February 6, 2024				
February 12, 2024	Interest Payment 0.053 USD BMW US Capital LLC 5.3% 11 Aug 2025 For 350,000.00 Par Value Due on 02/12/24 With Ex Date 02/11/24, CUSIP 05565ECC7			9,275.00
February 12, 2024				
February 14, 2024	Interest Payment 0.05 USD Toyota Motor Credit Corp 5% 14 Aug 2026 For 275,000.00 Par Value Due on 02/14/24 With Ex Date 02/14/24, CUSIP 89236TKX2			6,875.00
February 14, 2024				
February 14, 2024	Interest Payment 0.02 USD 3M Co 2% 14 Feb 2025 For 300,000.00 Par Value Due on 02/14/24 With Ex Date 02/14/24, CUSIP 88579YBH3			3,000.00
February 14, 2024				
February 15, 2024	Interest Payment of 0.002942 USD on 165,000.00 Current Face for BA Credit Card Trust BACCT 2022-A1 A1 3.53% 15 Nov 2027 Due On 02/15/24 With Ex Date 02/15/24, CUSIP 05522RDE5			485.38
February 15, 2024				
February 20, 2024	Interest Payment 0.0365 USD Toyota Motor Credit Corp 3.65% 18 Aug 2025 For 225,000.00 Par Value Due on 02/20/24 With Ex Date 02/18/24, CUSIP 89236TKF1			4,106.25
February 20, 2024				
February 26, 2024	Interest Payment 0.0415 USD MassMutual Global Funding II 4.15% 26 Aug 2025 For 260,000.00 Par Value Due on 02/26/24 With Ex Date 02/26/24, CUSIP 57629WDK3			5,395.00
February 26, 2024				
February 28, 2024	Interest Payment 0.021 USD Pricoa Global Funding I 4.2% 28 Aug 2025 For 155,000.00 Par Value Due on 02/28/24 With Ex Date 02/28/24, CUSIP 74153WCR8			3,255.00
February 28, 2024				
February 28, 2024	Interest Payment 0.027194 USD Pacific Life Global Fdg li Med 144a Nt 5.5 28 Aug 2026 For 90,000.00 Par Value Due on 02/28/24 With Ex Date 02/28/24, CUSIP 6944PL2W8			2,447.50
February 28, 2024				
Total US Credit			\$0.00	\$67,399.61
Total Fixed Income			\$0.00	\$205,692.33
Total Interest			\$0.00	\$205,692.33
Total Income Received			\$0.00	\$207,968.21
Total	CITY OF DORAL - GENERAL FUND		\$0.00	\$207,968.21

Other Income and Capital Gain Distributions

No transactions this period.

Security Transactions

Trade Date Settlement Date	Transaction Description	Principal amount	Income amount	Cost	Accrued Income	Realized G/L
CITY OF DORAL - GENERAL FUND						
Security Transactions						
<i>Adjustments</i>						
February 14, 2024 February 14, 2024	Adjustment - Accreted Market Discount Current Year of United States Treasury Note/Bond 4.375% 15 Aug 2026 - Adjustment Amount of \$212.65, Federal Cost \$212.65, State Cost \$212.65, CUSIP 91282CHU8	0.00		212.65		0.00
February 26, 2024 February 26, 2024	Adjustment - Accreted Market Discount Current Year of Fannie Mae-Aces FNA 2016-M12 A2 Var 25 Sep 2026 - Adjustment Amount of \$2.74, Federal Cost \$2.74, State Cost \$2.74, CUSIP 3136AUKX8	0.00		2.74		0.00
February 26, 2024 February 26, 2024	Adjustment - Accreted Market Discount Current Year of Freddie Mac Multifamily Structured Pass Through Certificates FHMS K092 A1 3.125% 25 Oct 2028 - Adjustment Amount of \$6.13, Federal Cost \$6.13, State Cost \$6.13, CUSIP 3137FLYU2	0.00		6.13		0.00
Total Adjustments		\$0.00	\$0.00	\$221.52	\$0.00	\$0.00
Total Security Transactions		\$0.00	\$0.00	\$221.52	\$0.00	\$0.00
Total	CITY OF DORAL - GENERAL FUND	\$0.00	\$0.00	\$221.52	\$0.00	\$0.00

Income Accrual on February 29, 2024

	Number of shares	Ex date Pay date	Annual rate	Beginning Accrual	Income Earned	Income Received	Ending Accrual
Cash and Equivalents							
<i>Cash</i>							
US Dollar (Spot Currency:USD)	0.00			0.00	0.00	0.00	0.00
Total Cash				\$0.00	\$0.00	\$0.00	\$0.00
<i>Cash Equivalents</i>							
Fidelity Government Portfolio (CUSIP:316175108)	67,756.80		5.33%	2,275.88	1,515.68	2,275.88	1,515.68
Total Cash Equivalents				\$2,275.88	\$1,515.68	\$2,275.88	\$1,515.68
<i>Accrued Income</i>							
Ending Accrual (Firm Defined Security ID:TOTALACCR)	0.00			0.00	0.00	0.00	0.00
Total Accrued Income				\$0.00	\$0.00	\$0.00	\$0.00
Total Cash and Equivalents				\$2,275.88	\$1,515.68	\$2,275.88	\$1,515.68
Fixed Income							
<i>US Government</i>							
United States Treasury Note/Bond 2.875% 15 Jun 2025 (CUSIP:91282CEU1)	1,620,000.00		2.95%	8,973.77	3,929.17	3,104.37	9,798.57
United States Treasury Note/Bond 3.125% 15 Aug 2025 (CUSIP:91282CFE6)	1,000,000.00	02/15/24 02/15/24	3.20%	14,436.14	2,476.63	15,625.00	1,287.77
United States Treasury Note/Bond 3% 15 Jul 2025 (CUSIP:91282CEY3)	3,300,000.00		3.08%	4,623.63	7,887.36	0.00	12,510.99
United States Treasury Note/Bond 3.625% 15 May 2026 (CUSIP:91282CHB0)	3,025,000.00		3.70%	23,497.78	8,736.35	0.00	32,234.13
United States Treasury Note/Bond 3.75% 15 Apr 2026 (CUSIP:91282CGV7)	2,415,000.00		3.81%	26,970.79	7,175.72	0.00	34,146.51
United States Treasury Note/Bond 3.875% 15 Jan 2026 (CUSIP:91282CGE5)	1,820,000.00		3.93%	3,293.75	5,618.75	0.00	8,912.50

Income Accrual on February 29, 2024 (continued)

	Number of shares	Ex date Pay date	Annual rate	Beginning Accrual	Income Earned	Income Received	Ending Accrual
<i>US Government (continued)</i>							
United States Treasury Note/Bond 4.125% 15 Jun 2026 (CUSIP:91282CHH7)	780,000.00		4.16%	4,219.68	2,549.38	0.00	6,769.06
United States Treasury Note/Bond 4% 15 Dec 2025 (CUSIP:91282CGA3)	1,370,000.00		4.05%	7,186.88	4,342.08	0.00	11,528.96
United States Treasury Note/Bond 4% 15 Feb 2026 (CUSIP:91282CGL9)	2,200,000.00	02/15/24 02/15/24	4.05%	40,652.17	6,974.20	44,000.00	3,626.37
United States Treasury Note/Bond 4% 15 Jan 2027 (CUSIP:91282CJT9)	1,210,000.00		4.05%	0.00	3,324.18	-2,792.31	6,116.49
United States Treasury Note/Bond 4.25% 15 Oct 2025 (CUSIP:91282CFP1)	1,300,000.00		4.28%	16,454.23	4,377.74	0.00	20,831.97
United States Treasury Note/Bond 4.375% 15 Aug 2026 (CUSIP:91282CHU8)	1,070,000.00	02/15/24 02/15/24	4.39%	24,757.99	4,061.12	26,890.03	1,929.08
United States Treasury Note/Bond 4.375% 15 Dec 2026 (CUSIP:91282CJP7)	3,695,000.00		4.38%	21,200.80	12,808.83	0.00	34,009.63
United States Treasury Note/Bond 4.5% 15 Jul 2026 (CUSIP:91282CHM6)	1,265,000.00		4.50%	2,658.59	4,535.22	0.00	7,193.81
United States Treasury Note/Bond 4.5% 15 Nov 2025 (CUSIP:91282CFW6)	2,150,000.00		4.52%	20,732.15	7,708.09	0.00	28,440.24
United States Treasury Note/Bond 4.625% 15 Nov 2026 (CUSIP:91282CJK8)	1,695,000.00		4.61%	16,798.65	6,245.67	0.00	23,044.32
United States Treasury Note/Bond 4.625% 15 Oct 2026 (CUSIP:91282CJC6)	870,000.00		4.61%	25,963.82	5,252.40	16,044.71	15,171.51
United States Treasury Note/Bond 4.625% 15 Sep 2026 (CUSIP:91282CHY0)	310,000.00		4.61%	11,479.91	1,703.88	6,566.48	6,617.31
Total US Government				\$273,900.73	\$99,706.77	\$109,438.28	\$264,169.22

Income Accrual on February 29, 2024 (continued)

	Number of shares	Ex date Pay date	Annual rate	Beginning Accrual	Income Earned	Income Received	Ending Accrual
Agency MBS							
Fannie Mae Pool FN 885671 6.5% 01 Oct 2036 (CUSIP:31410C6G2)	1,074.94	02/01/24 02/26/24	6.33%	5.85	5.82	5.85	5.82
Fannie Mae Pool FN 899203 6.5% 01 Oct 2036 (CUSIP:31410WAC2)	11,664.11	02/01/24 02/26/24	6.21%	63.45	63.18	63.45	63.18
Fannie Mae Pool FN 899273 6.5% 01 Nov 2036 (CUSIP:31410WCJ5)	5,911.38	02/01/24 02/26/24	6.34%	32.40	32.02	32.40	32.02
Fannie Mae Pool FN 946318 6.5% 01 Sep 2037 (CUSIP:31413HYP7)	403.67	02/01/24 02/26/24	6.33%	2.20	2.19	2.20	2.19
Fannie Mae Pool FN 956412 6.5% 01 Nov 2037 (CUSIP:31413VAM9)	2,264.62	02/01/24 02/26/24	6.31%	12.41	12.27	12.41	12.27
Fannie Mae Pool FN BM4614 3% 01 Mar 2033 (CUSIP:3140J9DU2)	142,856.78	02/01/24 02/26/24	3.17%	364.32	357.14	364.32	357.14
Fannie Mae Pool FN FM4174 3% 01 Nov 2032 (CUSIP:3140X7T82)	243,308.03	02/01/24 02/26/24	3.11%	628.42	608.27	628.42	608.27
Fannie Mae Pool FN FM5616 3% 01 Dec 2034 (CUSIP:3140X9G25)	182,882.80	02/01/24 02/26/24	3.20%	461.92	457.21	461.92	457.21
Ginnie Mae II Pool G2 4117 7% 20 Apr 2038 (CUSIP:36202ESE0)	12,951.40	02/01/24 02/20/24	6.81%	76.27	75.55	76.27	75.55
Ginnie Mae II Pool G2 4262 7% 20 Oct 2038 (CUSIP:36202EWX3)	5,276.78	02/01/24 02/20/24	6.93%	30.88	30.78	30.88	30.78
Ginnie Mae I Pool GN 662584 6.5% 15 Sep 2037 (CUSIP:36294XCV6)	12,015.85	02/01/24 02/15/24	6.34%	65.40	65.09	65.40	65.09
Ginnie Mae I Pool GN 668892 7.5% 15 Jun 2037 (CUSIP:36295FC51)	75,244.21	02/01/24 02/15/24	7.48%	471.94	470.28	471.94	470.28
Ginnie Mae I Pool GN 677536 6.5% 15 Nov 2037 (CUSIP:36295QV56)	4,281.13	02/01/24 02/15/24	6.33%	23.28	23.19	23.28	23.19
Total Agency MBS				\$2,238.74	\$2,202.99	\$2,238.74	\$2,202.99
CMO							
Freddie Mac REMICS FHR 3842 PH 4% 15 Apr 2041 (CUSIP:3137A9QP4)	68,427.77	02/01/24 02/15/24	4.19%	231.34	228.09	231.34	228.09

Income Accrual on February 29, 2024 (continued)

	Number of shares	Ex date Pay date	Annual rate	Beginning Accrual	Income Earned	Income Received	Ending Accrual
<i>CMO (continued)</i>							
Government National Mortgage Association GNR 2008-82 A 6% 20 Sep 2038 (CUSIP:38375YEK4)	12,695.61	02/01/24 02/20/24	5.93%	63.84	63.48	63.84	63.48
Government National Mortgage Association GNR 2014-H19 HA 3% 20 Sep 2064 (CUSIP:38375UPV6)	206,482.68	02/01/24 02/20/24	3.05%	590.48	516.21	590.48	516.21
Government National Mortgage Association GNR 2019-H12 JA 2.5% 20 Jul 2069 (CUSIP:38380LXE8)	242,232.56	02/01/24 02/20/24	2.57%	540.67	504.65	540.67	504.65
Government National Mortgage Association GNR 2020-H02 DA 2.25% 20 Dec 2069 (CUSIP:38380LV67)	262,867.54	02/01/24 02/20/24	2.33%	502.21	492.88	502.21	492.88
Total CMO				\$1,928.54	\$1,805.31	\$1,928.54	\$1,805.31
<i>CMBS</i>							
Capital One Multi Asset Execution Trust 2.8% 15 Mar 2027 (CUSIP:14041NFZ9)	520,000.00	02/15/24 02/15/24	2.87%	647.11	1,213.33	1,213.33	647.11
CarMax Auto Owner Trust 2021-4 CARMX 2021-4 A3 0.56% 15 Sep 2026 (CUSIP:14317JAD9)	98,246.39	02/15/24 02/15/24	0.58%	26.12	47.31	48.98	24.45
CNH Equipment Trust 2023-A CNH 2023-A A3 4.81% 15 Aug 2028 (CUSIP:12664QAC8)	165,000.00	02/15/24 02/15/24	4.84%	352.73	661.37	661.37	352.73
Daimler Trucks Retail Trust 2022-1 DTRT 2022-1 A3 5.23% 17 Feb 2026 (CUSIP:233869AC0)	290,000.00	02/15/24 02/15/24	5.25%	674.09	1,263.92	1,263.92	674.09
Fannie Mae-Aces FNA 2016-M12 A2 Var 25 Sep 2026 (CUSIP:3136AUKX8)	362,192.84	02/01/24 02/26/24	2.59%	763.79	712.87	738.99	737.67
Ford Credit Auto Owner Trust 2022-A FORDO 2022-A A3 1.29% 15 Jun 2026 (CUSIP:345286AC2)	113,118.22	02/15/24 02/15/24	1.32%	70.00	126.10	131.25	64.85

Income Accrual on February 29, 2024 (continued)

	Number of shares	Ex date Pay date	Annual rate	Beginning Accrual	Income Earned	Income Received	Ending Accrual
<i>CMBS (continued)</i>							
Freddie Mac Multifamily Structured Pass Through Certificates FHMS K052 A2 3.151% 25 Nov 2025 (CUSIP:3137BMTX4)	690,000.00	02/01/24 02/26/24	3.25%	1,811.82	1,811.82	1,811.82	1,811.82
Freddie Mac Multifamily Structured Pass Through Certificates FHMS K057 A2 2.57% 25 Jul 2026 (CUSIP:3137BRQJ7)	355,000.00	02/01/24 02/26/24	2.70%	760.29	760.29	760.29	760.29
Freddie Mac Multifamily Structured Pass Through Certificates FHMS K092 A1 3.125% 25 Oct 2028 (CUSIP:3137FLYU2)	298,823.38	02/01/24 02/26/24	3.26%	783.52	778.19	783.52	778.19
Freddie Mac Multifamily Structured Pass Through Certificates FHMS K728 A2 Var 25 Aug 2024 (CUSIP:3137FBTA4)	574,976.69	02/01/24 02/26/24	3.10%	1,470.55	1,468.12	1,470.56	1,468.11
Freddie Mac Multifamily Structured Pass Through Certificates FHMS K736 A2 2.282% 25 Jul 2026 (CUSIP:3137FNWX4)	370,000.00	02/01/24 02/26/24	2.41%	703.62	703.62	703.62	703.62
GM Financial Consumer Automobile Receivables Trust 2022-1 GMCAR 2022-1 A3 1.26% 16 Nov 2026 (CUSIP:380146AC4)	110,308.16	02/16/24 02/16/24	1.30%	61.77	119.68	123.54	57.91
GM Financial Consumer Automobile Receivables Trust 2022-2 GMCAR 2022-2 A3 3.1% 16 Feb 2027 (CUSIP:362585AC5)	163,759.31	02/16/24 02/16/24	3.16%	219.58	431.11	439.17	211.52
Huntington Auto Trust 5.23% 16 Jan 2029 (CUSIP:446144AE7)	155,000.00		5.21%	0.00	202.66	0.00	202.66
John Deere Owner Trust 2022-C JDOT 2022-C A3 5.09% 15 Jun 2027 (CUSIP:47800BAC2)	400,000.00	02/15/24 02/15/24	5.11%	904.89	1,696.67	1,696.67	904.89

Income Accrual on February 29, 2024 (continued)

	Number of shares	Ex date Pay date	Annual rate	Beginning Accrual	Income Earned	Income Received	Ending Accrual
CMBS (continued)							
Kubota Credit Owner Trust 2021-2 KCOT 2021-2A A3 0.56% 17 Nov 2025 (CUSIP:50117XAE2)	99,837.25	02/15/24 02/15/24	0.57%	27.32	48.75	51.22	24.85
Kubota Credit Owner Trust 2022-1 KCOT 2022-1A A3 2.67% 15 Oct 2026 (CUSIP:50117EAC8)	270,000.00	02/15/24 02/15/24	2.74%	320.40	600.75	600.75	320.40
Kubota Credit Owner Trust 2024-1 KCOT 2024-1A A3 5.19% 17 Jul 2028 (CUSIP:50117BAC4)	170,000.00		5.19%	0.00	245.08	0.00	245.08
World Omni Auto Receivables Trust 2024-A WOART 2024-A A3 4.86% 15 Mar 2029 (CUSIP:98164RAD8)	350,000.00		4.88%	0.00	803.25	0.00	803.25
Total CMBS				\$9,597.60	\$13,694.89	\$12,499.00	\$10,793.49
Consumer ABS							
Ally Auto Receivables Trust 2022-1 ALLYA 2022-1 A3 3.31% 15 Nov 2026 (CUSIP:02008JACO)	361,547.57	02/15/24 02/15/24	3.36%	568.78	1,029.56	1,066.46	531.88
American Express Credit Account Master Trust AMXCA 2022-2 A 3.39% 15 May 2027 (CUSIP:02582JJT8)	515,000.00	02/15/24 02/15/24	3.46%	775.94	1,454.88	1,454.88	775.94
Bank of America Auto Trust 2023-1 BAAT 2023-1A A3 5.53% 15 Feb 2028 (CUSIP:06428AAC2)	265,000.00	02/15/24 02/15/24	5.50%	651.31	1,221.21	1,221.21	651.31
Bank of America Auto Trust 5.74% 15 Jun 2028 (CUSIP:06054YAC1)	395,000.00	02/15/24 02/15/24	5.67%	1,007.69	1,889.42	1,889.42	1,007.69
BMW Vehicle Owner Trust 2022-A BMWOT 2022-A A3 3.21% 25 Aug 2026 (CUSIP:05602RAD3)	161,885.13	02/25/24 02/26/24	3.26%	92.96	458.44	464.79	86.61
BMW Vehicle Owner Trust 2023-A BMWOT 2023-A A3 5.47% 25 Feb 2028 (CUSIP:05592XAD2)	120,000.00	02/25/24 02/26/24	5.44%	109.40	547.00	547.00	109.40

Income Accrual on February 29, 2024 (continued)

	Number of shares	Ex date Pay date	Annual rate	Beginning Accrual	Income Earned	Income Received	Ending Accrual
<i>Consumer ABS (continued)</i>							
Capital One Multi-Asset Execution Trust COMET 2021-A3 A3 1.04% 15 Nov 2026 (CUSIP:14041NFY2)	360,000.00	02/15/24 02/15/24	1.07%	166.40	312.00	312.00	166.40
Capital One Multi-Asset Execution Trust COMET 2022-A2 A 3.49% 15 May 2027 (CUSIP:14041NGA3)	475,000.00	02/15/24 02/15/24	3.56%	736.78	1,381.46	1,381.46	736.78
Capital One Prime Auto Receivables Trust 2022-1 COPAR 2022-1 A3 3.17% 15 Apr 2027 (CUSIP:14043QAC6)	205,000.00	02/15/24 02/15/24	3.24%	288.82	541.54	541.54	288.82
Capital One Prime Auto Receivables Trust 2022-2 COPAR 2022-2 A3 3.66% 17 May 2027 (CUSIP:14043GAD6)	205,000.00	02/15/24 02/15/24	3.73%	333.47	625.25	625.25	333.47
Carmax Auto Owner Trust 2021-1 CARMX 2021-1 A3 0.34% 15 Dec 2025 (CUSIP:14316NAC3)	117,816.53	02/15/24 02/15/24	0.34%	20.72	35.94	38.86	17.80
CarMax Auto Owner Trust 2021-3 CARMX 2021-3 A3 0.55% 15 Jun 2026 (CUSIP:14317DAC4)	205,974.04	02/15/24 02/15/24	0.57%	54.41	97.96	102.02	50.35
CarMax Auto Owner Trust 2022-2 CARMX 2022-2 A3 3.49% 16 Feb 2027 (CUSIP:14317HAC5)	237,683.08	02/15/24 02/15/24	3.55%	390.58	710.42	732.33	368.67
Carmax Auto Owner Trust 2022-4 CARMX 2022-4 A3 5.34% 16 Aug 2027 (CUSIP:14318UAD3)	550,000.00	02/15/24 02/15/24	5.34%	1,305.33	2,447.50	2,447.50	1,305.33
Chase Issuance Trust CHAIT 2022-A1 A 3.97% 15 Sep 2027 (CUSIP:161571HS6)	200,000.00	02/15/24 02/15/24	4.04%	352.89	661.67	661.67	352.89
Chase Issuance Trust CHAIT 2023-A1 A 5.16% 15 Sep 2028 (CUSIP:161571HT4)	405,000.00	02/15/24 02/15/24	5.13%	928.80	1,741.50	1,741.50	928.80
CNH Equipment Trust 2022-A CNH 2022-A A3 2.94% 15 Jul 2027 (CUSIP:12660DAC1)	186,026.46	02/15/24 02/15/24	3.01%	248.27	460.31	465.50	243.08

Income Accrual on February 29, 2024 (continued)

	Number of shares	Ex date Pay date	Annual rate	Beginning Accrual	Income Earned	Income Received	Ending Accrual
<i>Consumer ABS (continued)</i>							
Discover Card Execution Note Trust DCENT 2022-A2 A 3.32% 15 May 2027 (CUSIP:254683CS2)	480,000.00	02/15/24 02/15/24	3.40%	708.27	1,328.00	1,328.00	708.27
Discover Card Execution Note Trust DCENT 2022-A3 A3 3.56% 15 Jul 2027 (CUSIP:254683CW3)	420,000.00	02/15/24 02/15/24	3.64%	664.53	1,246.00	1,246.00	664.53
Fifth Third Auto Trust 2023-1 FITAT 2023-1 A3 5.53% 15 Aug 2028 (CUSIP:31680EAD3)	475,000.00	02/15/24 02/15/24	5.50%	1,167.45	2,188.96	2,188.96	1,167.45
Ford Credit Auto Owner Trust 2023-A FORDO 2023-A A3 4.65% 15 Feb 2028 (CUSIP:344928AD8)	175,000.00	02/15/24 02/15/24	4.69%	361.67	678.13	678.13	361.67
GM Financial Consumer Automobile Receivables Trust 2023-2 GMCAR 2023-2 A3 4.47% 16 Feb 2028 (CUSIP:362583AD8)	185,000.00	02/16/24 02/16/24	4.52%	344.56	689.13	689.13	344.56
GM Financial Consumer Automobile Receivables Trust 2024-1 GMCAR 2024-1 A3 4.85% 18 Dec 2028 (CUSIP:36268GAD7)	65,000.00	02/16/24 02/16/24	4.87%	122.60	262.70	253.95	131.35
Harley-Davidson Motorcycle Trust 2022-A HDMOT 2022-A A3 3.06% 15 Feb 2027 (CUSIP:41284YAD8)	210,897.47	02/15/24 02/15/24	3.11%	303.96	552.78	569.92	286.82
Honda Auto Receivables 2021-3 Owner Trust HAROT 2021-3 A3 0.41% 18 Nov 2025 (CUSIP:43815EAC8)	122,343.39	02/18/24 02/20/24	0.42%	20.13	44.42	46.44	18.11
Honda Auto Receivables 2021-4 Owner Trust HAROT 2021-4 A3 0.88% 21 Jan 2026 (CUSIP:43815GAC3)	115,609.15	02/21/24 02/21/24	0.90%	30.72	89.72	92.18	28.26
Honda Auto Receivables 2022-1 Owner Trust HAROT 2022-1 A3 1.88% 15 May 2026 (CUSIP:43815BAC4)	277,429.13	02/15/24 02/15/24	0.00%	0.01	465.71	465.71	0.01

Income Accrual on February 29, 2024 (continued)

	Number of shares	Ex date Pay date	Annual rate	Beginning Accrual	Income Earned	Income Received	Ending Accrual
<i>Consumer ABS (continued)</i>							
Honda Auto Receivables 2023-2 Owner Trust HAROT 2023-2 A3 4.93% 15 Nov 2027 (CUSIP:437927AC0)	225,000.00	02/15/24 02/15/24	4.95%	493.00	924.37	924.37	493.00
Hyundai Auto Receivables Trust 2022-A HART 2022-A A3 2.22% 15 Oct 2026 (CUSIP:448977AD0)	329,611.00	02/15/24 02/15/24	2.27%	346.78	628.65	650.21	325.22
Hyundai Auto Receivables Trust 2023-B HART 2023-B A3 5.48% 17 Apr 2028 (CUSIP:44933XAD9)	150,000.00	02/15/24 02/15/24	5.45%	365.33	685.00	685.00	365.33
John Deere Owner Trust 2022 JDOT 2022-A A3 2.32% 16 Sep 2026 (CUSIP:47787JAC2)	190,019.75	02/15/24 02/15/24	2.37%	212.02	381.45	397.54	195.93
John Deere Owner Trust 2023-B JDOT 2023-B A3 5.18% 15 Mar 2028 (CUSIP:477920AC6)	155,000.00	02/15/24 02/15/24	5.17%	356.84	669.08	669.08	356.84
John Deere Owner Trust 2023 JDOT 2023-A A3 5.01% 15 Nov 2027 (CUSIP:47800CAC0)	140,000.00	02/15/24 02/15/24	5.03%	311.73	584.50	584.50	311.73
Kubota Credit Owner Trust 2023-1 KCOT 2023-1A A3 5.02% 15 Jun 2027 (CUSIP:50117KAC4)	175,000.00	02/15/24 02/15/24	5.04%	390.44	732.08	732.08	390.44
Kubota Credit Owner Trust 2023-2 KCOT 2023-2A A3 5.28% 18 Jan 2028 (CUSIP:500945AC4)	130,000.00	02/15/24 02/15/24	5.26%	305.07	572.00	572.00	305.07
Mercedes-Benz Auto Receivables Trust 2022-1 MBART 2022-1 A3 5.21% 16 Aug 2027 (CUSIP:58768PAC8)	575,000.00	02/15/24 02/15/24	5.22%	1,331.45	2,496.46	2,496.46	1,331.45
Porsche Financial Auto Securitization Trust 2023-1 PFAST 2023-1A A3 4.81% 22 Sep 2028 (CUSIP:73328QAC8)	205,000.00	02/22/24 02/22/24	4.84%	246.51	821.71	821.71	246.51
Toyota Auto Receivables 2022-C Owner Trust TAOT 2022-C A3 3.76% 15 Apr 2027 (CUSIP:89231CAD9)	140,000.00	02/15/24 02/15/24	3.83%	233.96	438.67	438.67	233.96

Income Accrual on February 29, 2024 (continued)

	Number of shares	Ex date Pay date	Annual rate	Beginning Accrual	Income Earned	Income Received	Ending Accrual
Consumer ABS (continued)							
Toyota Auto Receivables 2023-B Owner Trust TAOT 2023-B A3 4.71% 15 Feb 2028 (CUSIP:891941AD8)	240,000.00	02/15/24 02/15/24	4.75%	502.40	942.00	942.00	502.40
Toyota Auto Receivables 2024-A Owner Trust TAOT 2024-A A3 4.83% 16 Oct 2028 (CUSIP:89238DAD0)	150,000.00	02/15/24 02/15/24	4.85%	20.13	603.75	301.88	322.00
Toyota Auto Receivables 4.63% 15 Sep 2027 (CUSIP:891940AC2)	215,000.00	02/15/24 02/15/24	4.67%	442.42	829.54	829.54	442.42
Volkswagen Auto Lease Trust 2022-A VWALT 2022-A A3 3.44% 21 Jul 2025 (CUSIP:92868AAC9)	82,923.31	02/20/24 02/20/24	3.46%	100.69	261.09	274.62	87.16
Volkswagen Auto Loan Enhanced Trust 2021-1 VALET 2021-1 A3 1.02% 22 Jun 2026 (CUSIP:92868KAC7)	143,539.48	02/20/24 02/20/24	1.05%	48.96	129.31	133.53	44.74
Total Consumer ABS				\$17,464.18	\$34,861.27	\$34,705.00	\$17,620.45
Commercial ABS							
CNH Equipment Trust 2021-C CNH 2021-C A3 0.81% 15 Dec 2026 (CUSIP:12598LAC0)	114,613.03	02/15/24 02/15/24	0.84%	43.83	79.61	82.18	41.26
CNH Equipment Trust 4.77% 15 Jun 2029 (CUSIP:18978FAC0)	150,000.00	02/15/24 02/15/24	4.80%	139.13	596.25	417.38	318.00
Total Commercial ABS				\$182.96	\$675.86	\$499.56	\$359.26
US Credit							
3M Co 2% 14 Feb 2025 (CUSIP:88579YBH3)	300,000.00	02/14/24 02/14/24	2.07%	2,783.33	500.00	3,000.00	283.33
American Honda Finance Corp 5.25% 07 Jul 2026 (CUSIP:02665WEK3)	220,000.00		5.21%	770.00	962.50	0.00	1,732.50
AstraZeneca Finance LLC 4.8 26 Feb 2027 (CUSIP:04636NAK9)	250,000.00		4.81%	0.00	166.67	0.00	166.67

Income Accrual on February 29, 2024 (continued)

	Number of shares	Ex date Pay date	Annual rate	Beginning Accrual	Income Earned	Income Received	Ending Accrual
<i>US Credit (continued)</i>							
Australia & New Zealand Banking Group Ltd/New York NY 4.75% 18 Jan 2027 (CUSIP:05253JAZ4)	525,000.00		4.77%	900.52	2,078.13	0.00	2,978.65
BA Credit Card Trust BACCT 2022-A1 A1 3.53% 15 Nov 2027 (CUSIP:05522RDE5)	165,000.00	02/15/24 02/15/24	3.61%	258.87	485.38	485.38	258.87
Bank of America Corp Variable 1.843% 04/02/2025 (CUSIP:06051GKG3)	0.00	02/04/24 02/05/24		2,129.43	36.10	2,165.53	0.00
Bank of America Corp Variable .981% 25 Sep 2025 (CUSIP:06051GJG5)	805,000.00		1.01%	2,763.97	658.09	0.00	3,422.06
Bank Of Montreal 5.92% 25 Sep 2025 (CUSIP:06368LWT9)	325,000.00		5.86%	6,734.00	1,603.33	0.00	8,337.33
Bank of Nova Scotia/The 4.75% 02 Feb 2026 (CUSIP:06417XAN1)	500,000.00	02/02/24 02/02/24	4.79%	11,809.03	1,979.17	11,875.00	1,913.20
Banque Fed Cred Mutuel 5.088% 23 Jan 2027 (CUSIP:06675FBC0)	500,000.00		5.10%	565.34	2,120.00	0.00	2,685.34
BMW US Capital LLC 3.25% 01 Apr 2025 (CUSIP:05565EBZ7)	0.00			2,112.50	70.42	2,182.92	0.00
BMW US Capital LLC 5.3% 11 Aug 2025 (CUSIP:05565ECC7)	350,000.00	02/11/24 02/12/24	5.29%	8,759.72	1,545.83	9,275.00	1,030.55
BPCE SA 5.203% 18 Jan 2027 (CUSIP:05571AAT2)	250,000.00		5.21%	469.72	1,083.95	0.00	1,553.67
Bristol-Myers Squibb Co 4.9% 22 Feb 2027 (CUSIP:110122EE4)	105,000.00		4.91%	0.00	128.63	0.00	128.63
Canadian Imperial Bank of Commerce 5.926% 02 Oct 2026 (CUSIP:13607LWT6)	275,000.00		5.82%	5,341.63	1,358.04	0.00	6,699.67
Caterpillar Financial Services Corp 4.8% 06 Jan 2026 (CUSIP:14913R3B1)	500,000.00		4.81%	1,666.67	2,000.00	0.00	3,666.67
Cintas Corp No 2 3.45% 01 May 2025 (CUSIP:17252MAP5)	145,000.00		3.52%	1,250.63	416.87	0.00	1,667.50

Income Accrual on February 29, 2024 (continued)

	Number of shares	Ex date Pay date	Annual rate	Beginning Accrual	Income Earned	Income Received	Ending Accrual
<i>US Credit (continued)</i>							
Cisco Systems Inc 4.8% 26 Feb 2027 (CUSIP:17275RBQ4)	325,000.00		4.80%	0.00	216.67	0.00	216.67
Citibank NA 5.864% 29 Sep 2025 (CUSIP:17325FBA5)	255,000.00		5.80%	5,067.47	1,246.10	0.00	6,313.57
Colgate-Palmolive Co 4.8% 02 Mar 2026 (CUSIP:194162AQ6)	130,000.00		4.79%	2,582.67	520.00	0.00	3,102.67
Commonwealth Bk Australia NY 5.499% 12 Sep 2025 (CUSIP:20271RAS9)	280,000.00		5.47%	5,945.03	1,283.10	0.00	7,228.13
Cooperat Rabobank UA/NY 5.50% 18 Jul 2025 (CUSIP:21688AAW2)	655,000.00		5.47%	1,300.90	3,002.08	0.00	4,302.98
Diageo Capital PLC 5.375% 05 Oct 2026 (CUSIP:25243YBK4)	315,000.00		5.33%	5,455.62	1,410.94	0.00	6,866.56
Eli Lilly & Co 4.5% 09 Feb 2027 (CUSIP:532457CJ5)	335,000.00		4.52%	0.00	921.25	0.00	921.25
Home Depot Inc 4.95% 30 Sep 2026 (CUSIP:437076CV2)	115,000.00		4.95%	901.31	474.38	0.00	1,375.69
Home Depot Inc/The 4% 15 Sep 2025 (CUSIP:437076CR1)	60,000.00		4.06%	906.67	200.00	0.00	1,106.67
HSBC USA Inc 3.75% 24 May 2024 (CUSIP:40428HTA0)	490,000.00		3.77%	3,419.79	1,531.25	0.00	4,951.04
John Deere Capital Corp 3.4% 06 Jun 2025 (CUSIP:24422EWF2)	105,000.00		3.47%	545.42	297.50	0.00	842.92
JPMorgan Chase & Co Variable 4.08% 26 Apr 2026 (CUSIP:46647PCZ7)	900,000.00		4.15%	9,690.00	3,060.00	0.00	12,750.00
Linde Inc 4.7% 05 Dec 2025 (CUSIP:53522KAB9)	505,000.00		4.72%	3,692.11	1,977.92	0.00	5,670.03
Lockheed Martin Corp 4.95% 15 Oct 2025 (CUSIP:539830BU2)	105,000.00		4.96%	1,530.38	433.12	0.00	1,963.50
MassMutual Global Funding II 4.15% 26 Aug 2025 (CUSIP:57629WDK3)	260,000.00	02/26/24 02/26/24	4.21%	4,645.70	899.16	5,395.00	149.86

Income Accrual on February 29, 2024 (continued)

	Number of shares	Ex date Pay date	Annual rate	Beginning Accrual	Income Earned	Income Received	Ending Accrual
<i>US Credit (continued)</i>							
Mercedes-Benz Finance North America LLC 4.8% 11 Jan 2027 (CUSIP:58769JAQ0)	250,000.00		4.82%	666.67	1,000.00	0.00	1,666.67
Mercedes-Benz Finance North America LLC 5.2% 03 Aug 2026 (CUSIP:58769JAK3)	275,000.00	02/03/24 02/05/24	5.19%	7,070.56	1,191.66	7,150.00	1,112.22
Metropolitan Life Global Funding I 2.8% 21 Mar 2025 (CUSIP:59217GEW5)	260,000.00		2.88%	2,628.89	606.66	0.00	3,235.55
Met Tower Global Funding 3.7% 13 Jun 2025 (CUSIP:58989V2E3)	330,000.00		3.78%	1,628.00	1,017.50	0.00	2,645.50
Morgan Stanley 3.125% 27 Jul 2026 (CUSIP:61761J3R8)	200,000.00		3.28%	69.44	520.84	0.00	590.28
Morgan Stanley 4% 23 Jul 2025 (CUSIP:6174468C6)	325,000.00		4.07%	288.89	1,083.33	0.00	1,372.22
National Australia Bank Ltd/New York 3.5% 09 Jun 2025 (CUSIP:63254ABD9)	355,000.00		3.57%	1,794.72	1,035.42	0.00	2,830.14
National Australia Bank Ltd/New York 4.966% 12 Jan 2026 (CUSIP:63253QAA2)	450,000.00		4.97%	1,179.42	1,862.26	0.00	3,041.68
National Rural Util Coop 4.8% 05 Feb 2027 (CUSIP:63743HFM9)	510,000.00		4.82%	0.00	1,768.00	0.00	1,768.00
Nestle Hldgs Inc Note 4.000% 9/12/25 (CUSIP:641062BA1)	185,000.00		4.06%	2,857.22	616.67	0.00	3,473.89
New York Life Global Fdg 5.45% 18 Sep 2026 (CUSIP:64953BBF4)	500,000.00		5.40%	9,991.67	2,270.83	0.00	12,262.50
PACCAR Financial Corp 5.2% 09 Nov 2026 (CUSIP:69371RS72)	190,000.00		5.16%	2,250.44	823.34	0.00	3,073.78
Pacific Life Global Fdg li Med 144a Nt 5.5 28 Aug 2026 (CUSIP:6944PL2W8)	90,000.00	02/28/24 02/28/24	5.46%	2,076.25	412.50	2,447.50	41.25
PepsiCo Inc 5.125% 10 Nov 2026 (CUSIP:713448FW3)	145,000.00		5.09%	1,672.03	619.27	0.00	2,291.30

Income Accrual on February 29, 2024 (continued)

	Number of shares	Ex date Pay date	Annual rate	Beginning Accrual	Income Earned	Income Received	Ending Accrual
<i>US Credit (continued)</i>							
PNC Financial Services 5.671% 28 Oct 2025 (CUSIP:693475BH7)	160,000.00		5.68%	2,344.01	756.14	0.00	3,100.15
PNC Financial Services Group Inc/The Variable 4.758% 26 Jan 2027 (CUSIP:693475BL8)	35,000.00		4.82%	23.13	138.77	0.00	161.90
Pricoa Global Funding I 4.2% 28 Aug 2025 (CUSIP:74153WCR8)	155,000.00	02/28/24 02/28/24	4.26%	2,766.75	542.50	3,255.00	54.25
Principal Life Global Funding II 1.375% 10 Jan 2025 (CUSIP:74256LET2)	170,000.00		1.42%	136.35	194.80	0.00	331.15
Principal Life Global Funding II 5% 16 Jan 2027 (CUSIP:74256LEX3)	225,000.00		4.99%	468.75	937.50	0.00	1,406.25
Protective Life Global 4.992% 12 Jan 2027 (CUSIP:74368CBX1)	370,000.00		5.01%	974.83	1,539.20	0.00	2,514.03
Protective Life Global 5.366% 06 Jan 2026 (CUSIP:74368CBQ6)	150,000.00		5.35%	558.96	670.75	0.00	1,229.71
Roche Holdings Inc 5.265% 13 Nov 2026 (CUSIP:771196CEO)	470,000.00		5.22%	5,361.53	2,062.12	0.00	7,423.65
Royal Bank of Canada 5.2% 20 Jul 2026 (CUSIP:78016FZZO)	500,000.00		5.18%	794.45	2,166.66	0.00	2,961.11
State Street Corp 5.272% 03 Aug 2026 (CUSIP:857477CD3)	380,000.00	02/03/24 02/05/24	5.25%	9,905.50	1,669.47	10,016.80	1,558.17
State Street Corp Variable 1.746% 06 Feb 2026 (CUSIP:857477BR3)	155,000.00	02/06/24 02/06/24	1.81%	1,315.56	225.53	1,353.15	187.94
State Street Corp Variable 4.857% 26 Jan 2026 (CUSIP:857477BZ5)	55,000.00		4.89%	37.10	222.61	0.00	259.71
State Street Corp Variable 5.751% 04 Nov 2026 (CUSIP:857477BX0)	100,000.00		5.72%	1,389.83	479.25	0.00	1,869.08
Sumitomo Mitsui Trust Bank Ltd 5.65% 14 Sep 2026 (CUSIP:86563VBK4)	275,000.00		5.60%	5,912.88	1,294.79	0.00	7,207.67
Texas Instruments Inc 4.6% 08 Feb 2027 (CUSIP:882508CE2)	325,000.00		4.62%	0.00	955.14	0.00	955.14

Income Accrual on February 29, 2024 (continued)

	Number of shares	Ex date Pay date	Annual rate	Beginning Accrual	Income Earned	Income Received	Ending Accrual
<i>US Credit (continued)</i>							
Toronto-Dominion Bank/The 5.532% 17 Jul 2026 (CUSIP:89115A2S0)	500,000.00		5.48%	1,075.67	2,305.00	0.00	3,380.67
Toyota Motor Credit Corp 3.65% 18 Aug 2025 (CUSIP:89236TKF1)	225,000.00	02/18/24 02/20/24	3.73%	3,718.44	684.37	4,106.25	296.56
Toyota Motor Credit Corp 5% 14 Aug 2026 (CUSIP:89236TKX2)	275,000.00	02/14/24 02/14/24	5.00%	6,378.47	1,145.84	6,875.00	649.31
USAA Capital Corp 3.375% 01 May 2025 (CUSIP:90327QD89)	350,000.00		3.46%	2,953.13	984.37	0.00	3,937.50
Walmart Inc 4% 15 Apr 2026 (CUSIP:931142FA6)	145,000.00		4.06%	1,707.78	483.33	0.00	2,191.11
Wells Fargo Bank NA 4.811% 15 Jan 2026 (CUSIP:94988J6H5)	520,000.00		4.84%	555.94	2,084.77	0.00	2,640.71
Wells Fargo Bank NA 5.254% 11 Dec 2026 (CUSIP:94988J6F9)	370,000.00		5.23%	2,699.97	1,619.99	0.00	4,319.96
Westpac Banking Corp 5.512% 17 Nov 2025 (CUSIP:961214FL2)	455,000.00		5.47%	5,155.25	2,089.97	0.00	7,245.22
Westpac New Zealand Ltd 5.132% 26 Feb 2027 (CUSIP:96122FAB3)	250,000.00		5.14%	0.00	178.20	0.00	178.20
Total US Credit				\$184,406.91	\$74,925.93	\$69,582.53	\$189,750.31
Total Fixed Income				\$489,719.66	\$227,873.02	\$230,891.65	\$486,701.03
Total Accrual				\$491,995.54	\$229,388.70	\$233,167.53	\$488,216.71

Information**IMPORTANT INFORMATION FOR ALL REGIONS BANK CUSTOMERS:**

WE ENCOURAGE YOU TO CONTACT YOUR TRUST ADVISOR OR RELATIONSHIP MANAGER IF YOUR FINANCIAL OBJECTIVES CHANGE OR IF YOU WANT TO DISCUSS THE INVESTMENT OBJECTIVES OF YOUR ACCOUNT. TRUST SERVICES ARE PROVIDED THROUGH REGIONS PRIVATE WEALTH MANAGEMENT OR INSTITUTIONAL SERVICES, A BUSINESS UNIT WITHIN REGIONS BANK. INVESTMENTS IN SECURITIES, INSURANCE AND ANNUITY PRODUCTS: ARE NOT FDIC INSURED, ARE NOT A DEPOSIT, ARE NOT BANK GUARANTEED, ARE NOT INSURED BY ANY FEDERAL GOVERNMENT AGENCY, MAY GO DOWN IN VALUE, AND ARE NOT A CONDITION OF ANY BANKING ACTIVITY.

INVESTMENT PRODUCTS AND FEES/REVENUE-SHARING DISCLOSURES

REGIONS PRIVATE WEALTH MANAGEMENT OR INSTITUTIONAL SERVICES MAY INVEST IN INVESTMENT PRODUCTS NOT AFFILIATED WITH REGIONS BANK OR ITS AFFILIATES. REGIONS BANK MAY RECEIVE 12B-1 FEES AND/OR ANNUAL REVENUE SHARING FEES FROM THE USE OF THESE INVESTMENT PRODUCTS IN ITS CUSTOMERS' ACCOUNTS. THE 12B-1 FEES RECEIVED BY REGIONS BANK VARY BY INVESTMENT PRODUCT AND IN NO CIRCUMSTANCES EXCEED .50% OF THE AVERAGE DAILY NET ASSETS INVESTED IN ANY PRODUCT; IN MOST CIRCUMSTANCES THE FEE IS .25% OR LESS. ANNUAL REVENUE SHARING FEES OF UP TO .15% OF THE MARKET VALUE OF THE ASSETS INVESTED IN CERTAIN MONEY MARKET MUTUAL FUNDS ARE PAID DIRECTLY TO REGIONS BANK FROM THE INVESTMENT PROVIDER. IN THE EVENT AN ACCOUNT HAS BEEN TERMINATED AND FORMALLY CLOSED, AN ADMINISTRATIVE FEE OF UP TO \$50 FOR PROCESSING EACH CLASS ACTION SETTLEMENT PAYMENT OR ANY OTHER CASH RECEIPT WILL BE CHARGED.

MARKET VALUES AND ESTIMATED INCOME FIGURES ARE NOT GUARANTEED BUT DO COME FROM RELIABLE SOURCES.

FOR SECURITIES TRADED ON A MAJOR EXCHANGE, MARKET VALUES ARE PRICED AS OF THE STATEMENT DATE AS PROVIDED BY VARIOUS PRICING SERVICES. THE METHOD AND FREQUENCY OF PRICING ASSETS NOT TRADED ON MAJOR EXCHANGES VARIES DEPENDING ON THE TYPE OF ASSETS; THEREFORE, THE PRICE SHOWN ON YOUR STATEMENT MAY NOT BE A CURRENT VALUE AS OF THE STATEMENT DATE. WE CANNOT GUARANTEE THEIR ACCURACY OR THAT THE ASSETS CAN BE BOUGHT OR SOLD FOR THESE PRICES. FOR MORE DETAILED INFORMATION REGARDING FEES, PLEASE CONSULT THE FUND PROSPECTUS OR CONTACT YOUR TRUST ADVISOR OR RELATIONSHIP MANAGER.

IMPORTANT INFORMATION FOR RETIREMENT SERVICES ACCOUNTS:

REGIONS MAY RECEIVE 12B-1, SHAREHOLDER SERVICE FEES AND/OR SUB-TRANSFER AGENT FEES FROM THE FUNDS OF UP TO .75% OF THE MARKET VALUE OF PLAN ASSETS INVESTED IN THE FUND PAYING SUCH FEES. REGIONS MAY RECEIVE A FINDER'S FEE IN AN AMOUNT UP TO 1.00% OF THE VALUE OF NEW PURCHASES IN A FUND WHERE THE PLAN'S INVESTMENT IN THE FUND EXCEEDS A SPECIFIC DOLLAR AMOUNT DETERMINED BY THE FUND FAMILY. REGIONS MAY RECEIVE AN ANNUAL REVENUE SHARING FEE FROM THE FUND DISTRIBUTOR OF UP TO .15% OF THE MARKET VALUE OF PLAN ASSETS INVESTED IN THE FUND. PERCENTAGES DESCRIBE FEES THAT ARE CALCULATED AS AN ANNUAL PERCENTAGE OF THE ASSETS INVESTED BY REGIONS CLIENTS IN THE PARTICULAR FUND OR FUND FAMILY. 12B-1, SUB-TRANSFER AGENT AND SHAREHOLDER SERVICE FEES ARE PAID OUT OF THE ASSETS OF THE MUTUAL FUNDS; REVENUE SHARING AND FINDERS FEES ARE NOT CHARGED AGAINST MUTUAL FUND ASSETS.

REGIONS TRUST CASH SWEEP (RTCS) DISCLOSURE

UNLESS YOU HAVE INSTRUCTED US TO USE A THIRD-PARTY SHORT TERM INVESTMENT VEHICLE TO HOLD CASH IN THE ACCOUNT, WE USE ONE OF THE REGIONS TRUST CASH SWEEP FUNDS ("RTCS") TO ENSURE THAT ALL CASH IN THE ACCOUNT IS INVESTED DAILY. AS INVESTMENTS IN THE ACCOUNT GENERATE CASH, THIS CASH IS AUTOMATICALLY SWEEPED INTO RTCS EACH DAY WHERE THE CASH EARNS INTEREST RATHER THAN SITTING IDLE BEFORE BEING DISTRIBUTED OR REINVESTED. EACH RTCS FUND PAYS INTEREST IN ACCORDANCE WITH THE DISCLOSURE PROVIDED

Information (continued)

TO YOU AT THE TIME THE FUND WAS SELECTED. THE INVESTMENT OBJECTIVE OF RTCS IS TO PRODUCE CURRENT INCOME WITH LIQUIDITY AND STABLE PRINCIPAL. RTCS IS AN FDIC-INSURED DEPOSIT IN REGIONS BANK. BALANCES IN EXCESS OF THE STANDARD MAXIMUM INSURED AMOUNT (GENERALLY \$250,000) MAY OR MAY NOT BE COLLATERALIZED BY MARKETABLE SECURITIES SEGREGATED BY REGIONS BANK FOR PURPOSES OF SECURING THESE DEPOSITS, DEPENDING UPON THE PARTICULAR RTCS FUND SELECTED. THERE ARE NO SEPARATE MANAGEMENT FEES ASSOCIATED WITH RTCS. THE ACCOUNT FEES BASED ON THE TOTAL MARKET VALUE OF THE ACCOUNT WILL INCLUDE THE RTCS ASSETS IN THE CALCULATION. AS BANKING PRODUCTS CHANGE, REGIONS BANK MAY CHANGE THE TYPE OF DEPOSIT OR ACCOUNT WE USE FOR THE RTCS. WE WILL NOTIFY YOU IF ANY CHANGE IS A MATERIAL CHANGE.

IMPORTANT INFORMATION FOR RESPONSIBLE PLAN FIDUCIARIES, RETIREMENT PLAN SPONSORS, IRA OWNERS AND INVESTMENT MANAGERS

IF YOU ARE A RESPONSIBLE PLAN FIDUCIARY, A RETIREMENT PLAN SPONSOR, AN IRA OWNER, OR AN INVESTMENT MANAGER, AND YOU HAVE ALREADY AUTHORIZED THE USE OF REGIONS BANK AS A DEPOSITORY FOR UNINVESTED CASH, THEN IT IS NOT NECESSARY TO TAKE ADDITIONAL ACTION TO APPROVE THE USE OF THE RTCS TO HOLD CASH IN THE RETIREMENT PLAN OR IRA TRUST. HOWEVER, IF YOU DO NOT APPROVE OF THE USE OF THE RTCS, YOU MUST CONTACT YOUR RELATIONSHIP MANAGER OR TRUST ADVISOR TO DESIGNATE ANOTHER SHORT TERM INVESTMENT VEHICLE TO HOLD CASH IN THE ACCOUNT.

COST BASIS REPORTING REQUIREMENTS BEGINNING JANUARY 1, 2011, FOR AGENCY AND CUSTODY ACCOUNTS

THE EMERGENCY ECONOMIC STABILIZATION ACT OF 2008 MANDATED TAX REPORTING CHANGES THAT REQUIRE FINANCIAL INSTITUTIONS TO REPORT THE ADJUSTED COST BASIS OF CERTAIN SOLD SECURITIES, INCLUDING WHETHER THE GAIN OR LOSS IS SHORT OR LONG-TERM, TO THE IRS AND TO CUSTOMERS ON FORM 1099-B.

COVERED VS. NON-COVERED SECURITIES

THE CHANGES ARE BEING ROLLED OUT IN PHASES AS INDICATED BELOW. COVERED SECURITIES ARE THOSE ACQUIRED ON OR AFTER THE DATES SPECIFIED IN THE LEGISLATION. COST BASIS FOR THESE SECURITIES MUST BE REPORTED BY FINANCIAL INSTITUTIONS. SECURITIES ACQUIRED BEFORE THESE DATES ARE NON-COVERED AND FINANCIAL INSTITUTIONS ARE NOT REQUIRED TO REPORT THE COST BASIS. TAXPAYERS ARE RESPONSIBLE FOR ACCURATELY REPORTING COST BASIS ON COVERED AND NON-COVERED SECURITIES TO THE IRS ON THEIR TAX RETURNS.

EQUITIES.....ACQUIRED ON OR AFTER JAN. 1, 2011
 MUTUAL FUNDS, DIVIDEND REINVESTMENT PLANS (DRIPS) AND MOST ETFs.....ACQUIRED ON OR AFTER JAN. 1, 2012
 SIMPLE DEBT INSTRUMENTS AND OPTIONS.....ACQUIRED ON OR AFTER JAN. 1, 2014
 DEBT INSTRUMENTS WITH COMPLEX FEATURES.....ACQUIRED ON OR AFTER JAN. 1, 2016

TAX LOT SELECTION METHOD

THE IRS REQUIRES THE USE OF A DEFAULT COST BASIS METHOD FOR CALCULATING GAINS AND LOSSES UNLESS A CLIENT OR ADVISOR ACTING ON THE CLIENT'S BEHALF CHOOSES ANOTHER METHOD. FOR EQUITIES, THE IRS DEFAULT SELECTION METHOD IS FIRST IN, FIRST OUT (FIFO). HOWEVER, PRIOR TO OCTOBER 1, 2017, REGIONS' DEFAULT SELECTION METHOD WAS LONG TERM, HIGH COST UNLESS THE CLIENT REQUESTED A DIFFERENT DEFAULT METHOD. EFFECTIVE OCTOBER 1, 2017, REGIONS' DEFAULT SELECTION METHOD IS MINIMIZE GAIN UNLESS THE CLIENT DIRECTS OTHERWISE. IF A CLIENT DESIRES A DIFFERENT DEFAULT SELECTION METHOD THAN MINIMIZE GAIN, THE CLIENT SHOULD CONTACT

Information (continued)

THEIR TRUST ADVISOR. CLIENTS CAN CHANGE THE DEFAULT SELECTION METHOD OR OVERRIDE IT FOR A SPECIFIC TRADE. AN ALTERNATE DEFAULT SELECTION METHOD MUST BE SPECIFIED EITHER AT THE TIME OF THE TRADE OR THROUGH A STANDING ORDER; HOWEVER, ONCE THE TRADE SETTLES, THE METHOD USED WILL BE FINAL AND CANNOT BE CHANGED.

FORM 1099-B

FINANCIAL INSTITUTIONS ARE REQUIRED TO INCLUDE COST BASIS, ACQUISITION DATE, WASH SALE DISALLOWED LOSS, AND HOLDING PERIOD INFORMATION FOR COVERED SECURITIES ON FORM 1099-B.

TRADE REQUESTS

REGIONS WEALTH MANAGEMENT PERFORMS TRADE REQUESTS AS AN ACCOMMODATION ONLY. REGIONS WEALTH MANAGEMENT ALLOWS THE USE OF ELECTRONIC COMMUNICATION (I.E., FAX OR EMAIL OR VOICEMAIL) BY ANY CUSTOMER TO REQUEST, AUTHORIZE OR EFFECT THE PURCHASE OR SALE OF SECURITIES. WE DO NOT GUARANTEE THAT ANY SUCH REQUEST WILL BE TIMELY PROCESSED. REGIONS WEALTH MANAGEMENT SHALL NOT BE RESPONSIBLE FOR CARRYING OUT SUCH ORAL OR WRITTEN (INCLUDING ELECTRONIC) INSTRUCTIONS UNTIL WE HAVE ACKNOWLEDGED RECEIPT OF SUCH INSTRUCTIONS.

ANNUAL NOTICE OF FEDERAL WITHHOLDING TAX ON PERIODIC PAYMENTS

IT IS NOT NECESSARY TO CONTACT REGIONS IF YOU DO NOT WISH TO MAKE A CHANGE IN THE AMOUNT CURRENTLY BEING WITHHELD. IF FEDERAL INCOME TAXES HAVE BEEN WITHHELD FROM THE PENSION PAYMENTS YOU ARE RECEIVING AND IF YOU DO NOT WISH TO HAVE TAXES WITHHELD, YOU SHOULD COMPLETE AN IRS FORM W-4P AND SUBMIT IT TO YOUR ACCOUNT RELATIONSHIP MANAGER. HOWEVER, IF YOU ELECT NOT TO HAVE WITHHOLDING APPLY TO YOUR PENSION PAYMENTS, OR IF YOU DO NOT HAVE ENOUGH FEDERAL INCOME TAX WITHHELD FROM YOUR PENSION PAYMENTS, YOU MAY BE RESPONSIBLE FOR PAYMENT OF ESTIMATED TAX. YOU MAY INCUR PENALTIES UNDER THE ESTIMATED TAX RULES IF YOUR WITHHOLDING AND ESTIMATED TAX PAYMENTS ARE NOT SUFFICIENT. IF FEDERAL INCOME TAXES ARE NOT BEING WITHHELD FROM YOUR PENSION PAYMENTS BECAUSE YOU HAVE ELECTED NOT TO HAVE WITHHOLDING APPLY AND IF YOU WISH TO REVOKE THAT ELECTION AND HAVE FEDERAL INCOME TAXES WITHHELD FROM YOUR PENSION PAYMENTS, YOU SHOULD COMPLETE AN IRS FORM W-4P AND SUBMIT TO YOUR RELATIONSHIP MANAGER. THESE FORMS MAY BE OBTAINED FROM THE INTERNAL REVENUE SERVICE WEBSITE, IRS.GOV (SELECT THE MORE FORMS AND PUBLICATIONS TAB AND FOLLOW THE INSTRUCTIONS TO FORM W-4P), OR BY CALLING THE IRS AT 1-800-829-1040. YOU MAY ALSO CONTACT YOUR ACCOUNT RELATIONSHIP MANAGER AND THEY WILL MAIL YOU THE FORM. IF YOU WISH TO CHANGE PREVIOUS ELECTION, PLEASE COMPLETE AND MAIL TO YOUR ACCOUNT RELATIONSHIP MANAGER. YOU SHOULD INDICATE ON FORM W-4P YOUR NAME, SOCIAL SECURITY NUMBER AND THE COMPANY FROM WHICH YOU ARE RETIRED, AS WELL AS YOUR WITHHOLDING ELECTION.

NOTICE OF LIMITATIONS PERIOD FOR BREACH OF TRUST ACTIONS

THIS NOTICE, AS WELL AS ANY EARLIER OR OTHER COMMUNICATION CONTAINING SUCH INFORMATION, SERVES TO ALERT PERSONS OR ENTITIES WITH AN INTEREST IN THIS ACCOUNT THAT (i) IN MANY STATES, INCLUDING THOSE LISTED BELOW, STATUTES OF LIMITATIONS PROVIDE THAT A BENEFICIARY OF A TRUST MAY NOT COMMENCE A PROCEEDING AGAINST A TRUSTEE FOR BREACH OF TRUST MORE THAN A CERTAIN PERIOD AFTER THE DATE THAT THE BENEFICIARY OR REPRESENTATIVE OF THE BENEFICIARY WAS SENT A REPORT* DISCLOSING ADEQUATE INFORMATION TO ALERT THE BENEFICIARY OR REPRESENTATIVE OF THE EXISTENCE OF A POTENTIAL CLAIM FOR BREACH OF TRUST; (ii) THIS STATEMENT IS A REPORT WITHIN THE MEANING OF SUCH STATUTES AS TO ALL INFORMATION CONTAINED HEREIN, INCLUDING, WITHOUT LIMITATION, THE COMPENSATION RECEIVED BY REGIONS BANK AND ITS AFFILIATES, INVESTMENTS MADE, HELD OR DISPOSED OF AND DISBURSEMENTS AND DISTRIBUTIONS MADE ON BEHALF OF THIS ACCOUNT; AND (iii) ANY PERSON OBJECTING TO ANY MATTER DISCLOSED IN THIS STATEMENT MAY BE

Information (continued)

REQUIRED BY SUCH STATUTES TO COMMENCE A PROCEEDING AGAINST REGIONS BANK WITHIN THE TIME ALLOWED BY LAW IN ORDER TO PRESERVE HIS, HER OR ITS RIGHTS TO BRING LEGAL ACTION RELATING TO SUCH OBJECTION. AN ACTION FOR BREACH OF TRUST BASED ON MATTERS DISCLOSED IN A TRUST ACCOUNTING OR OTHER WRITTEN REPORT OF THE TRUSTEE MAY BE SUBJECT TO A SPECIFIC STATUTE OF LIMITATIONS FROM THE SENDING OR RECEIPT OF THE TRUST ACCOUNTING OR OTHER WRITTEN REPORT, BASED ON THE PARTICULARS OF THE STATE STATUTE. ALSO, IN CERTAIN STATES (MARKED BELOW WITH [*]), THE EFFECT OF TRIGGERING THE STATUTE OF LIMITATIONS MAY POSSIBLY APPLY ONLY TO A STATEMENT OR REPORT THAT IS FINAL OR AT THE TERMINATION OF THE TRUST OR BENEFICIARY RELATIONSHIP. IN A STATE MARKED BELOW WITH [**], THE STATUTE OF LIMITATIONS MAY VARY, ACCORDING TO THE DATE THE TRUSTEESHIP WAS ACCEPTED OR THE DATE THE TRUST BECAME IRREVOCABLE. PLEASE NOTE THAT THE TIME ALLOWED FOR COMMENCING A PROCEEDING CONSISTS OF THE FOLLOWING PERIOD UNDER APPLICABLE STATE LAW: 6 MONTHS (FL); 1 YEAR (AR, MS, MO, SC, TN, IA, KY); 2 YEARS (AL, IL**, GA, LA); 3 YEARS (IL**, IN*); 4 YEARS (TX); 5 YEARS (NC*). ADDITIONALLY, ACCOUNTS FOR WHICH REGIONS SERVES AS AGENT FOR AN INDIVIDUAL OR ENTITY AS PRINCIPAL, WHETHER THE PRINCIPAL SERVES IN AN INDIVIDUAL OR FIDUCIARY CAPACITY, LIKEWISE ARE SUBJECT TO APPLICABLE STATUTES OF LIMITATION. THIS STATEMENT, AS WELL AS ANY EARLIER OR OTHER COMMUNICATION CONTAINING SUCH INFORMATION, IS NOTICE AS TO ALL INFORMATION CONTAINED HEREIN, AND THE PRINCIPAL MAY BE REQUIRED BY SUCH STATUTES TO COMMENCE A PROCEEDING AGAINST REGIONS BANK WITHIN THE TIME ALLOWED BY LAW IN ORDER TO PRESERVE HIS, HER OR ITS RIGHTS TO BRING LEGAL ACTION RELATING TO ANY MATTER DISCLOSED IN THIS STATEMENT. THIS NOTICE IS FOR INFORMATIONAL PURPOSES ONLY AND IS NOT LEGAL ADVICE; PLEASE CONSULT YOUR ATTORNEY REGARDING ANY QUESTIONS ABOUT WHICH STATE LAW IS APPLICABLE AND ITS EFFECT.

S&P FIXED INCOME ASSET RATINGS:

REGARDING ANY PRESENTATION OF ASSET RATING INFORMATION PROVIDED BY STANDARD & POORS WITHIN THIS DOCUMENT, ALL INFORMATION IS COPYRIGHT © 2022, S&P GLOBAL MARKET INTELLIGENCE (AND ITS AFFILIATES AS APPLICABLE). REPRODUCTION OF ANY INFORMATION, OPINIONS, VIEWS, DATA OR MATERIAL, INCLUDING RATINGS (“CONTENT”) IN ANY FORM IS PROHIBITED EXCEPT WITH THE PRIOR WRITTEN PERMISSION OF THE RELEVANT PARTY. SUCH PARTY, ITS AFFILIATES AND SUPPLIERS (“CONTENT PROVIDERS”) DO NOT GUARANTEE THE ACCURACY, ADEQUACY, COMPLETENESS, TIMELINESS OR AVAILABILITY OF ANY CONTENT AND ARE NOT RESPONSIBLE FOR ANY ERRORS OR OMISSIONS (NEGLIGENT OR OTHERWISE), REGARDLESS OF THE CAUSE, OR FOR THE RESULTS OBTAINED FROM THE USE OF SUCH CONTENT. IN NO EVENT SHALL CONTENT PROVIDERS BE LIABLE FOR ANY DAMAGES, COSTS, EXPENSES, LEGAL FEES, OR LOSSES (INCLUDING LOST INCOME OR LOST PROFIT AND OPPORTUNITY COSTS) IN CONNECTION WITH ANY USE OF THE CONTENT. A REFERENCE TO A PARTICULAR INVESTMENT OR SECURITY, A RATING OR ANY OBSERVATION CONCERNING AN INVESTMENT THAT IS PART OF THE CONTENT IS NOT A RECOMMENDATION TO BUY, SELL OR HOLD SUCH INVESTMENT OR SECURITY, DOES NOT ADDRESS THE SUITABILITY OF AN INVESTMENT OR SECURITY AND SHOULD NOT BE RELIED ON AS INVESTMENT ADVICE. CREDIT RATINGS ARE STATEMENTS OF OPINIONS AND ARE NOT STATEMENTS OF FACT.

PERFORMANCE:

PERFORMANCE INFORMATION IS PROVIDED FOR THE SOLE USE OF THE INDIVIDUAL(S) IT IS PRESENTED TO. PERFORMANCE RESULTS CONTAINED IN THIS STATEMENT REFLECTS TRADING IN YOUR ACCOUNT(S) AND IS FOR INFORMATIONAL PURPOSES ONLY. RETURNS ARE CALCULATED USING A THIRD-PARTY VENDOR, SEI. PERFORMANCE INFORMATION MAY NOT REFLECT PERFORMANCE OF ALL ASSETS REFLECTED ON THIS STATEMENT AS SOME ASSETS MAY NOT BE SUBJECT TO OUR DISCRETIONARY AUTHORITY REGARDING INVESTMENT DECISIONS AND MAY BE EXCLUDED FROM THE INVESTMENT PERFORMANCE CALCULATIONS. FACTORS IMPACTING THE RETURNS INCLUDE INDIVIDUAL CLIENT RISK TOLERANCE,

Information (continued)

RESTRICTIONS A CLIENT MAY PLACE ON THE ACCOUNT, INVESTMENT OBJECTIVES, CHOICE OF BROKER/DEALER OR CUSTODIANS, AS WELL AS OTHER FACTORS. YOUR ACCOUNT(S) PERFORMANCE MAY DIFFER FROM THAT OF OTHER CLIENTS DUE TO, AMONG OTHER THINGS, COMMISSION, TIMING OF ORDER ENTRY, OR THE MANNER IN WHICH THE TRADES WERE EXECUTED. THE INFORMATION PRESENTED HAS BEEN OBTAINED FROM SOURCES BELIEVED TO BE ACCURATE AND RELIABLE. REGIONS CANNOT GUARANTEE THE ACCURACY OR COMPLETENESS OF SUCH INFORMATION AND ASSUMES NO LIABILITY FOR DAMAGES RESULTING FROM OR ARISING OUT OF THE USE OF SUCH INFORMATION. FOR PRIVATE WEALTH AND INSTITUTIONAL SERVICES ACCOUNTS PERFORMANCE IS PRESENTED AS NET OF FEES PERFORMANCE, THEREBY FEES (AND TRADING COMMISSIONS) ARE REFLECTED IN THE DATA. THE FEE SCHEDULE IS DESCRIBED IN YOUR INVESTMENT MANAGEMENT CONTRACT.

PAST PERFORMANCE IS NOT INDICATIVE OF FUTURE RETURNS. CURRENT PERFORMANCE MAY BE LOWER OR HIGHER THAN THE PERFORMANCE DATA PRESENTED. THE INVESTMENT RETURN AND PRINCIPAL VALUE OF AN INVESTMENT WILL FLUCTUATE SO THAT, WHEN REDEEMED, IT MAY BE WORTH MORE OR LESS THAN THE ORIGINAL VALUE. IT SHOULD NOT BE ASSUMED THAT RECOMMENDATIONS MADE IN THE FUTURE WILL BE PROFITABLE OR WILL EQUAL THE PERFORMANCE OF THE SECURITIES PRESENTED HEREIN. SECURITIES ARE NOT FDIC INSURANCE, HAVE NO BANK GUARANTEE, AND MAY LOSE VALUE.

TRADE ERROR CORRECTION:

FROM TIME TO TIME ERRORS MAY OCCUR IN THE EXECUTION OF TRADES FOR YOUR ACCOUNT. WHEN RESPONSIBLE FOR SUCH AN ERROR, REGIONS WILL NOTIFY YOU AND WILL CORRECT ANY ERROR AS SOON AS ADMINISTRATIVELY FEASIBLE BY ADDRESSING ANY LOSSES AND PUTTING YOUR ACCOUNT INTO THE SAME POSITION AS IF THE ERROR HAD NOT OCCURRED. WHERE ADMINISTRATIVELY FEASIBLE, ANY GAINS RESULTING FROM THE ERROR MAY BE RETAINED IN YOUR ACCOUNT. TRADING ERRORS WILL NOT OTHERWISE BE REFLECTED IN YOUR STATEMENT IF CORRECTED WITHIN 30 DAYS OR WITHIN THE SAME MONTHLY STATEMENT CYCLE.

Information (continued)

This page intentionally left blank.

Account Statement

February 1, 2024 - February 29, 2024

CITY OF DORAL STORM WATER ACCOUNT



Your Relationship Team

Relationship Consultant: JANET H RICARDO 904 565 7973 janet.ricardo@regions.com

Accounts Included In This Statement

██████████ CITY OF DORAL STORM WATER ACCOUNT

ELIZA RASSI
8401 NW 53RD TERRACE
DORAL, FL 33166
United States

This page intentionally left blank.

Table of Contents

Schedules	Page
Balance Sheet.....	5
Overview of Your Account.....	6
Portfolio Analysis.....	7
Portfolio Holdings.....	8
Purchases.....	22
Realized Gains and Losses.....	25
Contributions and Receipts.....	39
Distributions and Disbursements.....	40
Fees and Expenses.....	41
Income Received.....	42
Other Income and Capital Gain Distributions.....	50
Security Transactions.....	51
Income Accrual.....	52
Information.....	63

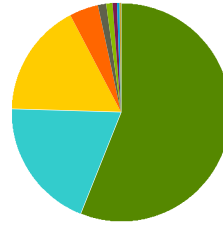
This page intentionally left blank.

Balance Sheet on February 29, 2024

	As of January 31, 2024		As of February 29, 2024		% of Account
	Market Value	Cost Basis	Market Value	Cost Basis	
Cash and Equivalents					
Cash	-69,979.00	-69,979.00	0.00	0.00	0.00%
Cash Equivalents	118,957.03	118,957.03	24,028.96	24,028.96	0.26%
Accrued Income	65,965.03	65,965.03	61,114.17	61,114.17	0.65%
Total Cash and Equivalents	\$114,943.06	\$114,943.06	\$85,143.13	\$85,143.13	0.91%
Fixed Income					
US Government	5,388,021.60	5,392,021.51	5,214,977.55	5,262,956.07	56.03%
Agency MBS	81,654.91	86,618.13	79,268.79	84,730.93	0.85%
CMO	126,367.98	132,898.67	118,256.75	124,539.25	1.27%
CMBS	348,228.13	351,730.63	393,612.44	397,585.30	4.23%
Consumer ABS	1,546,936.29	1,549,344.22	1,570,733.12	1,579,345.82	16.87%
Commercial ABS	37,391.95	37,898.24	36,173.75	36,848.18	0.39%
US Credit	1,695,806.22	1,714,135.75	1,810,169.36	1,834,009.15	19.45%
Total Fixed Income	\$9,224,407.08	\$9,264,647.15	\$9,223,191.76	\$9,320,014.70	99.09%
	\$9,339,350.14	\$9,379,590.21	\$9,308,334.89	\$9,405,157.83	100.00%

Overview of Your Account - [REDACTED] CITY OF DORAL STORM WATER ACCOUNT
Investment Objective Directed Retention of Assets
Asset allocation on February 29, 2024

	Market value (\$)	Percent
■ US Government	5,214,977.55	57%
■ US Credit	1,810,169.36	19%
■ Consumer ABS	1,570,733.12	17%
■ CMBS	393,612.44	4%
■ CMO	118,256.75	1%
■ Agency MBS	79,268.79	1%
■ Accrued Income	61,114.17	1%
■ Commercial ABS	36,173.75	0%
■ Other	24,028.96	0%
Total of your account	\$9,308,334.89	100%



Only the top 8 holding sectors are represented.

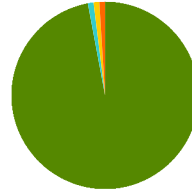
Activity Summary

	This Period	Year to Date
Beginning Market Value	9,339,350.14	9,067,449.06
Contributions/Receipts	4,389.55	7,188.44
Distributions/Disbursements	-4,389.55	-7,188.44
Fees/Expenses	0.00	0.00
Dividends	381.22	1,244.86
Interest	29,870.64	137,345.45
Other Income/Capital Gain Distributions	0.00	0.00
Security Transactions	0.00	0.00
Realized Gain/Loss	-4,035.86	-63,227.64
Net Interest Bought & Sold	4,136.15	4,634.58
Change in Accrual	-4,850.86	-3,409.06
Cost Adjustments	66.33	66.33
Net Change in Unrealized Gain/Loss	-56,582.87	164,231.31
Market Value on Feb 29, 2024	\$9,308,334.89	\$9,308,334.89

Portfolio Analysis - [REDACTED] CITY OF DORAL STORM WATER ACCOUNT

Geographic Concentration

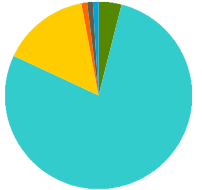
	Market Value (\$)	Percent
■ US	9,056,962.22	97%
■ Canada	86,166.95	1%
■ Asia Ex Japan	60,463.20	1%
■ Japan	59,616.07	1%
■ Europe Ex UK	45,126.45	0%
Total of Your Portfolio	\$9,308,334.89	100%



The data in the quadrant above represents the concentration of assets in your portfolio by geographic region. Source: Bloomberg, Extel, ICE

Bond Maturity

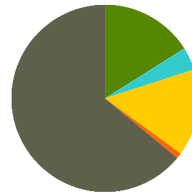
	Market Value (\$)	Percent
■ Less than 1 Year	381,569.16	4%
■ 1 to 3 Years	7,214,262.66	78%
■ 3 to 5 Years	1,360,183.35	15%
■ 5 to 7 Years	69,651.05	1%
■ 7 to 10 Years	56,606.25	1%
■ 10 to 15 Years	22,662.54	0%
■ 15 to 20 Years	7,692.41	0%
■ Over 30 Years	110,564.34	1%
Total of Your Portfolio	\$9,223,191.76	100%



The data in the quadrant above represents the concentration of bonds in your portfolio by maturity date. Source: Bloomberg, Extel, ICE

Bond Quality Ratings

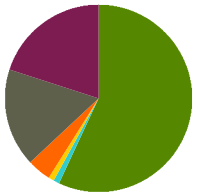
	Market Value (\$)	Percent
■ AAA	1,447,194.07	16%
■ AA	328,544.84	4%
■ A	1,360,346.05	15%
■ BBB	57,961.03	1%
■ All Others	6,029,145.77	64%
Total of Your Portfolio	\$9,223,191.76	100%



The data in the quadrant above represents the concentration of bonds in your portfolio by S&P credit rating. Source: ICE

Fixed Income Sector Analysis

	Market Value (\$)	Percent
■ US Government	5,214,977.55	57%
■ Agency MBS	79,268.79	1%
■ CMO	118,256.75	1%
■ CMBS	393,612.44	4%
■ Consumer ABS	1,570,733.12	17%
■ Commercial ABS	36,173.75	0%
■ US Credit	1,810,169.36	20%
Total of Your Portfolio	\$9,223,191.76	100%



The data in the quadrant above represents the concentration of bonds in your portfolio by fixed income sector. Source: RIM Fixed Income Investment

Portfolio Holdings on February 29, 2024

	Number of shares	Share price	Market Value	Accrued Income	Cost Basis / Unrealized G/L	Est. Ann. Inc. /Yield at Market	% of Account
Cash and Equivalents							
<i>Cash Equivalents</i>							
Fidelity Government Portfolio (CUSIP:316175108)	24,028.96	1.00	24,028.96	191.46	24,028.96 0.00	1,279.54 5.33%	0.26%
Total Cash Equivalents			\$24,028.96	\$191.46	\$24,028.96 \$0.00	\$1,279.54 5.32%	0.26%
<i>Accrued Income</i>							
Ending Accrual	0.00	1.00	61,114.17	0.00	61,114.17 0.00	0.00	0.65%
Total Accrued Income			\$61,114.17	\$0.00	\$61,114.17 \$0.00	\$0.00	0.65%
Total Cash and Equivalents			\$85,143.13	\$191.46	\$85,143.13 \$0.00	\$1,279.54 1.50%	0.91%
Fixed Income							
<i>US Government</i>							
United States Treasury Note/Bond 2.875% 15 Jun 2025 (CUSIP:91282CEU1)	280,000.00	97.477	272,935.60	1,693.58	280,043.75 -7,108.15	8,050.00 2.95%	2.93%
United States Treasury Note/Bond 3.125% 15 Aug 2025 (CUSIP:91282CFE6)	250,000.00	97.637	244,092.50	321.94	247,080.08 -2,987.58	7,812.50 3.20%	2.62%
United States Treasury Note/Bond 3% 15 Jul 2025 (CUSIP:91282CEY3)	550,000.00	97.551	536,530.50	2,085.17	548,904.30 -12,373.80	16,500.00 3.08%	5.75%
United States Treasury Note/Bond 3.625% 15 May 2026 (CUSIP:91282CHB0)	395,000.00	98.023	387,190.85	4,209.08	390,972.85 -3,782.00	14,318.75 3.70%	4.16%
United States Treasury Note/Bond 3.75% 15 Apr 2026 (CUSIP:91282CGV7)	395,000.00	98.301	388,288.95	5,585.04	394,074.22 -5,785.27	14,812.50 3.81%	4.17%

Portfolio Holdings on February 29, 2024 (continued)

	Number of shares	Share price	Market Value	Accrued Income	Cost Basis / Unrealized G/L	Est. Ann. Inc. /Yield at Market	% of Account
<i>US Government (continued)</i>							
United States Treasury Note/Bond 3.875% 15 Jan 2026 (CUSIP:91282CGE5)	280,000.00	98.57	275,996.00	1,371.15	279,310.94 -3,314.94	10,850.00 3.93%	2.97%
United States Treasury Note/Bond 4.125% 15 Jun 2026 (CUSIP:91282CHH7)	210,000.00	99.07	208,047.00	1,822.44	208,548.05 -501.05	8,662.50 4.16%	2.24%
United States Treasury Note/Bond 4% 15 Dec 2025 (CUSIP:91282CGA3)	230,000.00	98.777	227,187.10	1,935.52	228,832.03 -1,644.93	9,200.00 4.05%	2.44%
United States Treasury Note/Bond 4% 15 Feb 2026 (CUSIP:91282CGL9)	335,000.00	98.809	331,010.15	552.20	330,376.37 633.78	13,400.00 4.05%	3.56%
United States Treasury Note/Bond 4% 15 Jan 2027 (CUSIP:91282CJT9)	275,000.00	98.828	271,777.00	1,390.11	275,268.55 -3,491.55	11,000.00 4.05%	2.92%
United States Treasury Note/Bond 4.25% 15 Oct 2025 (CUSIP:91282CFP1)	130,000.00	99.195	128,953.50	2,083.20	129,146.88 -193.38	5,525.00 4.28%	1.39%
United States Treasury Note/Bond 4.375% 15 Aug 2026 (CUSIP:91282CHU8)	350,000.00	99.668	348,838.00	631.01	346,664.06 2,173.94	15,312.50 4.39%	3.75%
United States Treasury Note/Bond 4.375% 15 Dec 2026 (CUSIP:91282CJP7)	495,000.00	99.797	493,995.15	4,556.09	498,809.18 -4,814.03	21,656.25 4.38%	5.31%
United States Treasury Note/Bond 4.5% 15 Jul 2026 (CUSIP:91282CHM6)	375,000.00	99.93	374,737.50	2,132.55	374,296.88 440.62	16,875.00 4.50%	4.03%
United States Treasury Note/Bond 4.5% 15 Nov 2025 (CUSIP:91282CFW6)	300,000.00	99.617	298,851.00	3,968.41	303,082.03 -4,231.03	13,500.00 4.52%	3.21%

Portfolio Holdings on February 29, 2024 (continued)

	Number of shares	Share price	Market Value	Accrued Income	Cost Basis / Unrealized G/L	Est. Ann. Inc. / Yield at Market	% of Account
US Government (continued)							
United States Treasury Note/Bond 4.625% 15 Nov 2026 (CUSIP:91282CJK8)	325,000.00	100.375	326,218.75	4,418.53	327,678.71 -1,459.96	15,031.25 4.61%	3.50%
United States Treasury Note/Bond 4.625% 15 Oct 2026 (CUSIP:91282CJC6)	100,000.00	100.328	100,328.00	1,743.85	99,867.19 460.81	4,625.00 4.61%	1.08%
Total US Government			\$5,214,977.55	\$40,499.87	\$5,262,956.07 -\$47,978.52	\$207,131.25 3.97%	56.03%
Agency MBS							
Fannie Mae Pool FN BM4614 3% 01 Mar 2033 (CUSIP:3140J9DU2)	19,548.82	94.653	18,503.54	48.87	20,831.71 -2,328.17	586.46 3.17%	0.20%
Fannie Mae Pool FN FM4174 3% 01 Nov 2032 (CUSIP:3140X7T82)	39,537.53	96.371	38,102.71	98.84	41,928.32 -3,825.61	1,186.13 3.11%	0.41%
Ginnie Mae I Pool GN 646043 6.5% 15 Oct 2037 (CUSIP:36292DWC2)	21,970.90	103.148	22,662.54	119.01	21,970.90 691.64	1,428.11 6.30%	0.24%
Total Agency MBS			\$79,268.79	\$266.72	\$84,730.93 -\$5,462.14	\$3,200.70 4.04%	0.85%
CMO							
Freddie Mac REMICS FHR 3842 PH 4% 15 Apr 2041 (CUSIP:3137A9QP4)	8,050.35	95.5537	7,692.41	26.83	8,635.90 -943.49	322.01 4.19%	0.08%
Government National Mortgage Association GNR 2014-H19 HA 3% 20 Sep 2064 (CUSIP:38375UPV6)	29,497.51	98.2447	28,979.73	73.74	31,317.17 -2,337.44	884.93 3.05%	0.31%

Portfolio Holdings on February 29, 2024 (continued)

	Number of shares	Share price	Market Value	Accrued Income	Cost Basis / Unrealized G/L	Est. Ann. Inc. /Yield at Market	% of Account
CMO (continued)							
Government National Mortgage Association GNR 2019-H12 JA 2.5% 20 Jul 2069 (CUSIP:38380LXE8)	40,372.08	97.2776	39,272.98	84.11	40,584.98 -1,312.00	1,009.30 2.57%	0.42%
Government National Mortgage Association GNR 2020-H02 DA 2.25% 20 Dec 2069 (CUSIP:38380LV67)	43,811.24	96.5771	42,311.63	82.15	44,001.20 -1,689.57	985.75 2.33%	0.46%
Total CMO			\$118,256.75	\$266.83	\$124,539.25 -\$6,282.50	\$3,201.99 2.71%	1.27%
CMBS							
Capital One Multi Asset Execution Trust 2.8% 15 Mar 2027 (CUSIP:14041NFZ9)	70,000.00	97.5267	68,268.68	87.11	69,994.72 -1,726.04	1,960.00 2.87%	0.73%
CarMax Auto Owner Trust 2021-4 CARMX 2021-4 A3 0.56% 15 Sep 2026 (CUSIP:14317JAD9)	14,885.83	96.6541	14,387.76	3.70	14,884.14 -496.38	83.36 0.58%	0.15%
Daimler Trucks Retail Trust 2022-1 DTRT 2022-1 A3 5.23% 17 Feb 2026 (CUSIP:233869AC0)	40,000.00	99.7118	39,884.72	92.98	39,997.34 -112.62	2,092.00 5.25%	0.43%
Ford Credit Auto Owner Trust 2022-A FORDO 2022-A A3 1.29% 15 Jun 2026 (CUSIP:345286AC2)	16,159.75	97.4803	15,752.56	9.26	16,157.82 -405.26	208.46 1.32%	0.17%
Freddie Mac Multifamily Structured Pass Through Certificates FHMS K728 A2 Var 25 Aug 2024 (CUSIP:3137FBTA4)	76,099.89	98.8126	75,196.25	194.31	76,200.94 -1,004.69	2,331.70 3.10%	0.82%
Freddie Mac Multifamily Structured Pass Through Certificates FHMS K736 A2 2.282% 25 Jul 2026 (CUSIP:3137FNWX4)	50,000.00	94.6534	47,326.70	95.08	46,392.58 934.12	1,141.00 2.41%	0.51%

Portfolio Holdings on February 29, 2024 (continued)

	Number of shares	Share price	Market Value	Accrued Income	Cost Basis / Unrealized G/L	Est. Ann. Inc. /Yield at Market	% of Account
CMBS (continued)							
GM Financial Consumer Automobile Receivables Trust 2022-1 GMCAR 2022-1 A3 1.26% 16 Nov 2026 (CUSIP:380146AC4)	14,707.74	97.1891	14,294.32	7.72	14,706.46 -412.14	185.32 1.30%	0.15%
GM Financial Consumer Automobile Receivables Trust 2022-2 GMCAR 2022-2 A3 3.1% 16 Feb 2027 (CUSIP:362585AC5)	19,265.80	98.1544	18,910.23	24.89	19,261.77 -351.54	597.24 3.16%	0.20%
John Deere Owner Trust 2022-C JDOT 2022-C A3 5.09% 15 Jun 2027 (CUSIP:47800BAC2)	50,000.00	99.6285	49,814.26	113.11	49,996.12 -181.86	2,545.00 5.11%	0.54%
World Omni Auto Receivables Trust 2024-A WOART 2024-A A3 4.86% 15 Mar 2029 (CUSIP:98164RAD8)	50,000.00	99.5539	49,776.96	114.75	49,993.41 -216.45	2,430.00 4.88%	0.53%
Total CMBS			\$393,612.44	\$742.91	\$397,585.30 -\$3,972.86	\$13,574.08 3.45%	4.23%
Consumer ABS							
Ally Auto Receivables Trust 2022-1 ALLYA 2022-1 A3 3.31% 15 Nov 2026 (CUSIP:02008JAC0)	46,244.45	98.5576	45,577.42	68.03	46,235.50 -658.08	1,530.69 3.36%	0.49%
Ally Auto Receivables Trust 2023-1 ALLYA 2023-1 A3 5.46% 15 May 2028 (CUSIP:02007WAC2)	100,000.00	100.4993	100,499.29	242.67	99,281.25 1,218.04	5,460.00 5.43%	1.08%
Bank of America Auto Trust 2023-1 BAAT 2023-1A A3 5.53% 15 Feb 2028 (CUSIP:06428AAC2)	35,000.00	100.6344	35,222.05	86.02	34,998.67 223.38	1,935.50 5.50%	0.38%
Bank of America Auto Trust 5.74% 15 Jun 2028 (CUSIP:06054YAC1)	70,000.00	101.1666	70,816.61	178.58	69,998.73 817.88	4,018.00 5.67%	0.76%

Portfolio Holdings on February 29, 2024 (continued)

	Number of shares	Share price	Market Value	Accrued Income	Cost Basis / Unrealized G/L	Est. Ann. Inc. /Yield at Market	% of Account
<i>Consumer ABS (continued)</i>							
BMW Vehicle Owner Trust 2022-A BMWOT 2022-A A3 3.21% 25 Aug 2026 (CUSIP:05602RAD3)	21,300.67	98.4541	20,971.39	11.40	21,299.56 -328.17	683.75 3.26%	0.23%
BMW Vehicle Owner Trust 2023-A BMWOT 2023-A A3 5.47% 25 Feb 2028 (CUSIP:05592XAD2)	15,000.00	100.4858	15,072.86	13.68	14,997.34 75.52	820.50 5.44%	0.16%
Capital One Multi-Asset Execution Trust COMET 2021-A3 A3 1.04% 15 Nov 2026 (CUSIP:14041NFY2)	45,000.00	96.9619	43,632.85	20.80	44,993.80 -1,360.95	468.00 1.07%	0.47%
Capital One Multi-Asset Execution Trust COMET 2022-A2 A 3.49% 15 May 2027 (CUSIP:14041NGA3)	65,000.00	97.9522	63,668.91	100.82	64,989.61 -1,320.70	2,268.50 3.56%	0.68%
Capital One Prime Auto Receivables Trust 2022-1 COPAR 2022-1 A3 3.17% 15 Apr 2027 (CUSIP:14043QAC6)	25,000.00	97.8861	24,471.52	35.22	24,994.54 -523.02	792.50 3.24%	0.26%
Capital One Prime Auto Receivables Trust 2022-2 COPAR 2022-2 A3 3.66% 17 May 2027 (CUSIP:14043GAD6)	25,000.00	98.0025	24,500.62	40.67	24,998.21 -497.59	915.00 3.73%	0.26%
Carmax Auto Owner Trust 2021-1 CARMX 2021-1 A3 0.34% 15 Dec 2025 (CUSIP:14316NAC3)	19,465.35	98.5616	19,185.37	2.94	19,461.50 -276.13	66.18 0.34%	0.21%
CarMax Auto Owner Trust 2021-3 CARMX 2021-3 A3 0.55% 15 Jun 2026 (CUSIP:14317DAC4)	27,630.64	97.083	26,824.66	6.75	27,626.11 -801.45	151.97 0.57%	0.29%

Portfolio Holdings on February 29, 2024 (continued)

	Number of shares	Share price	Market Value	Accrued Income	Cost Basis / Unrealized G/L	Est. Ann. Inc. /Yield at Market	% of Account
<i>Consumer ABS (continued)</i>							
CarMax Auto Owner Trust 2022-2 CARMX 2022-2 A3 3.49% 16 Feb 2027 (CUSIP:14317HAC5)	30,810.78	98.4374	30,329.34	47.79	30,806.10 -476.76	1,075.30 3.55%	0.33%
Carmax Auto Owner Trust 2022-4 CARMX 2022-4 A3 5.34% 16 Aug 2027 (CUSIP:14318UAD3)	70,000.00	100.007	70,004.90	166.13	69,983.58 21.32	3,738.00 5.34%	0.75%
Chase Issuance Trust CHAIT 2023-A1 A 5.16% 15 Sep 2028 (CUSIP:161571HT4)	100,000.00	100.5892	100,589.23	229.33	99,972.28 616.95	5,160.00 5.13%	1.06%
CNH Equipment Trust 2022-A CNH 2022-A A3 2.94% 15 Jul 2027 (CUSIP:12660DAC1)	24,477.17	97.7124	23,917.22	31.98	24,475.36 -558.14	719.63 3.01%	0.26%
Discover Card Execution Note Trust DCENT 2022-A2 A 3.32% 15 May 2027 (CUSIP:254683CS2)	60,000.00	97.7735	58,664.12	88.53	59,995.12 -1,331.00	1,992.00 3.40%	0.63%
Discover Card Execution Note Trust DCENT 2022-A3 A3 3.56% 15 Jul 2027 (CUSIP:254683CW3)	55,000.00	97.8284	53,805.61	87.02	54,993.17 -1,187.56	1,958.00 3.64%	0.58%
Fifth Third Auto Trust 2023-1 FITAT 2023-1 A3 5.53% 15 Aug 2028 (CUSIP:31680EAD3)	70,000.00	100.5949	70,416.42	172.04	69,995.66 420.76	3,871.00 5.50%	0.76%
Ford Credit Auto Owner Trust 2023-A FORDO 2023-A A3 4.65% 15 Feb 2028 (CUSIP:344928AD8)	25,000.00	99.1022	24,775.55	51.67	24,997.39 -221.84	1,162.50 4.69%	0.27%
GM Financial Consumer Automobile Receivables Trust 2023-2 GMCAR 2023-2 A3 4.47% 16 Feb 2028 (CUSIP:362583AD8)	25,000.00	98.9086	24,727.14	46.56	24,999.31 -272.17	1,117.50 4.52%	0.27%

Portfolio Holdings on February 29, 2024 (continued)

	Number of shares	Share price	Market Value	Accrued Income	Cost Basis / Unrealized G/L	Est. Ann. Inc. /Yield at Market	% of Account
<i>Consumer ABS (continued)</i>							
GM Financial Consumer Automobile Receivables Trust 2024-1 GMCAR 2024-1 A3 4.85% 18 Dec 2028 (CUSIP:36268GAD7)	10,000.00	99.6549	9,965.49	20.21	9,997.99 -32.50	485.00 4.87%	0.11%
Harley-Davidson Motorcycle Trust 2022-A HDMOT 2022-A A3 3.06% 15 Feb 2027 (CUSIP:41284YAD8)	26,841.50	98.3889	26,409.06	36.50	26,837.03 -427.97	821.35 3.11%	0.28%
Honda Auto Receivables 2021-3 Owner Trust HAROT 2021-3 A3 0.41% 18 Nov 2025 (CUSIP:43815EAC8)	16,874.93	97.7949	16,502.82	2.50	16,874.69 -371.87	69.19 0.42%	0.18%
Honda Auto Receivables 2021-4 Owner Trust HAROT 2021-4 A3 0.88% 21 Jan 2026 (CUSIP:43815GAC3)	14,821.69	97.3425	14,427.81	3.62	14,818.56 -390.75	130.43 0.90%	0.15%
Honda Auto Receivables 2022-1 Owner Trust HAROT 2022-1 A3 1.88% 15 May 2026 (CUSIP:43815BAC4)	38,413.26	97.5708	37,480.11	0.00	38,407.47 -927.36	0.04 0.00%	0.40%
Honda Auto Receivables 2023-2 Owner Trust HAROT 2023-2 A3 4.93% 15 Nov 2027 (CUSIP:437927AC0)	30,000.00	99.6613	29,898.38	65.73	29,995.14 -96.76	1,479.00 4.95%	0.32%
Honda Auto Receivables 2023-4 Owner Trust HAROT 2023-4 A3 5.67% 21 Jun 2028 (CUSIP:438123AC5)	15,000.00	101.352	15,202.80	23.63	14,997.36 205.44	850.50 5.59%	0.16%
Honda Auto Receivables 2024-1 Owner Trust HAROT 2024-1 A3 5.21% 15 Aug 2028 (CUSIP:437918AC9)	55,000.00	99.9503	54,972.64	79.60	54,997.61 -24.97	2,865.50 5.21%	0.59%

Portfolio Holdings on February 29, 2024 (continued)

	Number of shares	Share price	Market Value	Accrued Income	Cost Basis / Unrealized G/L	Est. Ann. Inc. /Yield at Market	% of Account
<i>Consumer ABS (continued)</i>							
Hyundai Auto Receivables Trust 2022-A HART 2022-A A3 2.22% 15 Oct 2026 (CUSIP:448977AD0)	42,806.63	97.76	41,847.76	42.24	42,804.99 -957.23	950.31 2.27%	0.45%
Hyundai Auto Receivables Trust 2023-B HART 2023-B A3 5.48% 17 Apr 2028 (CUSIP:44933XAD9)	20,000.00	100.5951	20,119.01	48.71	19,999.13 119.88	1,096.00 5.45%	0.22%
Hyundai Auto Receivables Trust 2023-C HART 2023-C A3 5.54% 16 Oct 2028 (CUSIP:44918CAD4)	30,000.00	101.0824	30,324.72	73.87	29,996.06 328.66	1,662.00 5.48%	0.33%
John Deere Owner Trust 2022 JDOT 2022-A A3 2.32% 16 Sep 2026 (CUSIP:47787JAC2)	25,579.57	97.822	25,022.46	26.38	25,573.91 -551.45	593.45 2.37%	0.27%
Mercedes-Benz Auto Rece 5.83% 15 Nov 2028 (CUSIP:58769FAC9)	30,000.00	101.9744	30,592.33	79.33	29,997.44 594.89	1,785.00 5.83%	0.33%
Mercedes-Benz Auto Receivables Trust 2022-1 MBART 2022-1 A3 5.21% 16 Aug 2027 (CUSIP:58768PAC8)	75,000.00	99.8889	74,916.68	173.67	74,985.17 -68.49	3,907.50 5.22%	0.80%
Nissan Auto Receivables 2023-B Owner Trust NAROT 2023-B A3 5.93% 15 Mar 2028 (CUSIP:65480MAD5)	20,000.00	101.5045	20,300.91	52.71	19,995.94 304.97	1,186.00 5.84%	0.22%
Toyota Auto Receivables 2022-C Owner Trust TAOT 2022-C A3 3.76% 15 Apr 2027 (CUSIP:89231CAD9)	20,000.00	98.2921	19,658.42	33.42	19,996.66 -338.24	752.00 3.83%	0.21%
Toyota Auto Receivables 2023-B Owner Trust TAOT 2023-B A3 4.71% 15 Feb 2028 (CUSIP:891941AD8)	35,000.00	99.2025	34,720.87	73.27	34,998.04 -277.17	1,648.50 4.75%	0.37%

Portfolio Holdings on February 29, 2024 (continued)

	Number of shares	Share price	Market Value	Accrued Income	Cost Basis / Unrealized G/L	Est. Ann. Inc. /Yield at Market	% of Account
Consumer ABS (continued)							
Toyota Auto Receivables 2023-D Owner Trust TAOT 2023-D A3 5.54% 15 Aug 2028 (CUSIP:89239FAD4)	20,000.00	101.0664	20,213.27	52.36	19,997.84 215.43	1,178.00 5.83%	0.22%
Toyota Auto Receivables 2024-A Owner Trust TAOT 2024-A A3 4.83% 16 Oct 2028 (CUSIP:89238DAD0)	20,000.00	99.5961	19,919.22	42.93	19,996.00 -76.78	966.00 4.85%	0.21%
USAA Auto Owner Trust 2023-A USAOT 2023-A A3 5.58% 15 May 2028 (CUSIP:90291VAC4)	80,000.00	100.7066	80,565.28	198.40	79,986.00 579.28	4,464.00 5.54%	0.87%
Total Consumer ABS			\$1,570,733.12	\$2,857.71	\$1,579,345.82 -\$8,612.70	\$66,794.29 4.25%	16.87%
Commercial ABS							
CNH Equipment Trust 2021-C CNH 2021-C A3 0.81% 15 Dec 2026 (CUSIP:12598LAC0)	16,854.86	96.706	16,299.66	6.07	16,852.91 -553.25	136.52 0.84%	0.18%
CNH Equipment Trust 4.77% 15 Jun 2029 (CUSIP:18978FAC0)	20,000.00	99.3704	19,874.09	42.40	19,995.27 -121.18	954.00 4.80%	0.21%
Total Commercial ABS			\$36,173.75	\$48.47	\$36,848.18 -\$674.43	\$1,090.52 3.01%	0.39%
US Credit							
3M Co 2% 14 Feb 2025 (CUSIP:88579YBH3)	60,000.00	96.6017	57,961.03	56.67	62,378.40 -4,417.37	1,200.00 2.07%	0.62%
American Honda Finance Corp 5.25% 07 Jul 2026 (CUSIP:02665WEK3)	30,000.00	100.7402	30,222.06	236.25	29,898.90 323.16	1,575.00 5.21%	0.32%
AstraZeneca Finance LLC 4.8 26 Feb 2027 (CUSIP:04636NAK9)	30,000.00	99.764	29,929.20	20.00	29,949.60 -20.40	1,440.00 4.81%	0.32%

Portfolio Holdings on February 29, 2024 (continued)

	Number of shares	Share price	Market Value	Accrued Income	Cost Basis / Unrealized G/L	Est. Ann. Inc. /Yield at Market	% of Account
<i>US Credit (continued)</i>							
BA Credit Card Trust BACCT 2022-A1 A1 3.53% 15 Nov 2027 (CUSIP:05522RDE5)	20,000.00	97.8917	19,578.34	31.38	19,998.75 -420.41	706.00 3.61%	0.21%
Bank of America Corp Variable .981% 25 Sep 2025 (CUSIP:06051GJG5)	135,000.00	97.359	131,434.65	573.89	135,000.00 -3,565.35	1,324.35 1.01%	1.41%
Bank Of Montreal 5.92% 25 Sep 2025 (CUSIP:06368LWT9)	50,000.00	101.034	50,517.00	1,282.67	50,000.00 517.00	2,960.00 5.86%	0.54%
Bank of New York Mellon Corp/The .85% 25 Oct 2024 (CUSIP:06406RAX5)	60,000.00	97.053	58,231.80	178.50	59,961.00 -1,729.20	510.00 0.88%	0.63%
BMW US Capital LLC 5.3% 11 Aug 2025 (CUSIP:05565ECC7)	45,000.00	100.281	45,126.45	132.50	44,997.30 129.15	2,385.00 5.29%	0.48%
Bristol-Myers Squibb Co 4.9% 22 Feb 2027 (CUSIP:110122EE4)	15,000.00	99.888	14,983.20	18.38	14,983.80 -0.60	735.00 4.91%	0.16%
Canadian Imperial Bank of Commerce 5.926% 02 Oct 2026 (CUSIP:13607LWT6)	35,000.00	101.857	35,649.95	852.69	35,000.00 649.95	2,074.10 5.82%	0.38%
Caterpillar Financial Services Corp 4.8% 06 Jan 2026 (CUSIP:14913R3B1)	65,000.00	99.6965	64,802.76	476.67	64,983.75 -180.99	3,120.00 4.81%	0.70%
Cintas Corp No 2 3.45% 01 May 2025 (CUSIP:17252MAP5)	20,000.00	97.905	19,581.00	230.00	19,995.60 -414.60	690.00 3.52%	0.21%
Cisco Systems Inc 4.8% 26 Feb 2027 (CUSIP:17275RBQ4)	45,000.00	100.083	45,037.35	30.00	44,941.50 95.85	2,160.00 4.80%	0.48%
Colgate-Palmolive Co 4.8% 02 Mar 2026 (CUSIP:194162AQ6)	15,000.00	100.2184	15,032.75	358.00	14,982.60 50.15	720.00 4.79%	0.16%

Portfolio Holdings on February 29, 2024 (continued)

	Number of shares	Share price	Market Value	Accrued Income	Cost Basis / Unrealized G/L	Est. Ann. Inc. /Yield at Market	% of Account
<i>US Credit (continued)</i>							
Eli Lilly & Co 4.5% 09 Feb 2027 (CUSIP:532457CJ5)	45,000.00	99.5706	44,806.77	123.75	44,976.15 -169.38	2,025.00 4.52%	0.48%
Home Depot Inc 4.95% 30 Sep 2026 (CUSIP:437076CV2)	15,000.00	100.055	15,008.25	179.44	14,967.15 41.10	742.50 4.95%	0.16%
Home Depot Inc/The 2.7% 15 Apr 2025 (CUSIP:437076CM2)	5,000.00	97.4164	4,870.82	51.00	4,991.25 -120.43	135.00 2.77%	0.05%
Home Depot Inc/The 4% 15 Sep 2025 (CUSIP:437076CR1)	5,000.00	98.424	4,921.20	92.22	4,998.20 -77.00	200.00 4.06%	0.05%
John Deere Capital Corp 2.125% 07 Mar 2025 (CUSIP:24422EWB1)	5,000.00	96.9833	4,849.16	51.35	4,997.85 -148.69	106.25 2.19%	0.05%
John Deere Capital Corp 3.4% 06 Jun 2025 (CUSIP:24422EWF2)	10,000.00	97.8973	9,789.73	80.28	9,997.70 -207.97	340.00 3.47%	0.11%
JPMorgan Chase & Co Variable 4.08% 26 Apr 2026 (CUSIP:46647PCZ7)	140,000.00	98.383	137,736.20	1,983.33	140,000.00 -2,263.80	5,712.00 4.15%	1.50%
Linde Inc 4.7% 05 Dec 2025 (CUSIP:53522KAB9)	65,000.00	99.5161	64,685.47	729.81	64,929.80 -244.33	3,055.00 4.72%	0.69%
Lockheed Martin Corp 4.95% 15 Oct 2025 (CUSIP:539830BU2)	15,000.00	99.8119	14,971.78	280.50	14,957.25 14.53	742.50 4.96%	0.16%
Microsoft Corp 3.125% 03 Nov 2025 (CUSIP:594918BJ2)	45,000.00	97.198	43,739.10	460.94	43,596.90 142.20	1,406.25 3.22%	0.47%
Morgan Stanley 4% 23 Jul 2025 (CUSIP:6174468C6)	40,000.00	98.2695	39,307.81	168.89	40,186.40 -878.59	1,600.00 4.07%	0.42%
National Rural Util Coop 4.8% 05 Feb 2027 (CUSIP:63743HFM9)	70,000.00	99.502	69,651.40	242.67	69,979.00 -327.60	3,360.00 4.82%	0.75%

Portfolio Holdings on February 29, 2024 (continued)

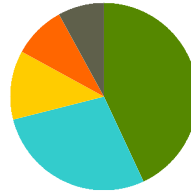
	Number of shares	Share price	Market Value	Accrued Income	Cost Basis / Unrealized G/L	Est. Ann. Inc. /Yield at Market	% of Account
<i>US Credit (continued)</i>							
New York Life Global Fdg 5.45% 18 Sep 2026 (CUSIP:64953BBF4)	75,000.00	100.91	75,682.50	1,839.38	74,985.75 696.75	4,087.50 5.40%	0.81%
New York Life Global Funding .9% 29 Oct 2024 (CUSIP:64952WEJ8)	65,000.00	97.052	63,083.80	198.25	64,915.50 -1,831.70	585.00 0.93%	0.68%
PACCAR Financial Corp .9% 08 Nov 2024 (CUSIP:69371RR57)	45,000.00	97.049	43,672.05	127.13	44,997.30 -1,325.25	405.00 0.93%	0.47%
Pacific Life Global Fdg li Med 144a Nt 5.5 28 Aug 2026 (CUSIP:6944PL2W8)	15,000.00	100.651	15,097.65	6.87	14,994.75 102.90	825.00 5.46%	0.16%
PepsiCo Inc 5.125% 10 Nov 2026 (CUSIP:713448FW3)	20,000.00	100.634	20,126.80	316.04	19,994.60 132.20	1,025.00 5.09%	0.22%
PNC Financial Services 5.671% 28 Oct 2025 (CUSIP:693475BH7)	20,000.00	99.887	19,977.40	387.52	20,000.00 -22.60	1,134.20 5.68%	0.21%
Principal Life Global Funding II 1.375% 10 Jan 2025 (CUSIP:74256LET2)	20,000.00	96.755	19,351.00	38.96	19,935.20 -584.20	275.00 1.42%	0.21%
Principal Life Global Funding II 5% 16 Jan 2027 (CUSIP:74256LEX3)	35,000.00	100.206	35,072.10	218.75	35,054.35 17.75	1,750.00 4.99%	0.38%
State Street Corp Variable 1.746% 06 Feb 2026 (CUSIP:857477BR3)	20,000.00	96.40	19,280.00	24.25	20,000.00 -720.00	349.20 1.81%	0.21%
State Street Corp Variable 5.104% 18 May 2026 (CUSIP:857477CB7)	85,000.00	99.616	84,673.60	1,241.26	85,000.00 -326.40	4,338.40 5.12%	0.91%

Portfolio Holdings on February 29, 2024 (continued)

	Number of shares	Share price	Market Value	Accrued Income	Cost Basis / Unrealized G/L	Est. Ann. Inc. /Yield at Market	% of Account
US Credit (continued)							
State Street Corp Variable 5.751% 04 Nov 2026 (CUSIP:857477BX0)	15,000.00	100.476	15,071.40	280.36	15,000.00 71.40	862.65 5.72%	0.16%
Target Corp 2.25% 15 Apr 2025 (CUSIP:87612EBL9)	40,000.00	96.8599	38,743.96	340.00	40,006.80 -1,262.84	900.00 2.32%	0.42%
Texas Instruments Inc 4.6% 08 Feb 2027 (CUSIP:882508CE2)	45,000.00	99.665	44,849.25	132.25	44,971.20 -121.95	2,070.00 4.62%	0.48%
Toyota Motor Credit Corp 3.65% 18 Aug 2025 (CUSIP:89236TKF1)	30,000.00	97.98	29,394.01	39.54	29,973.00 -578.99	1,095.00 3.73%	0.32%
Toyota Motor Credit Corp 5% 14 Aug 2026 (CUSIP:89236TKX2)	35,000.00	99.956	34,984.59	82.64	34,957.65 26.94	1,750.00 5.00%	0.38%
Truist Financial Corp 2.5% 01 Aug 2024 (CUSIP:05531FBH5)	65,000.00	98.5742	64,073.23	135.42	68,607.50 -4,534.27	1,625.00 2.54%	0.69%
Walmart Inc 3.9% 09 Sep 2025 (CUSIP:931142EW9)	35,000.00	98.4525	34,458.38	652.17	34,975.50 -517.12	1,365.00 3.96%	0.37%
Walmart Inc 4% 15 Apr 2026 (CUSIP:931142FA6)	20,000.00	98.446	19,689.21	302.22	19,991.20 -301.99	800.00 4.06%	0.21%
Westpac Banking Corp 5.512% 17 Nov 2025 (CUSIP:961214FL2)	60,000.00	100.772	60,463.20	955.41	60,000.00 463.20	3,307.20 5.47%	0.65%
Total US Credit			\$1,810,169.36	\$16,240.20	\$1,834,009.15 -\$23,839.79	\$69,573.10 3.84%	19.45%
Total Fixed Income			\$9,223,191.76	\$60,922.71	\$9,320,014.70 -\$96,822.94	\$364,565.93 3.95%	99.09%
Total for your portfolio			\$9,308,334.89	\$61,114.17	\$9,405,157.83 -\$96,822.94	\$365,845.47 3.93%	100.00%

Purchases
Summary

	Cost	Percent
■ US Government	275,268.55	43%
■ US Credit	179,822.25	28%
■ Cash Equivalents	75,436.27	12%
■ Consumer ABS	54,997.61	9%
■ CMBS	49,993.41	8%
Total of your portfolio	\$635,518.09	100%


Details

Trade date	Settlement date	Transaction description	Principal amount	Income amount	Cost	Accrued income
CITY OF DORAL STORM WATER ACCOUNT						
Purchases						
<i>Fixed Income</i>						
<i>US Government</i>						
February 1, 2024		Purchase 275,000.00 Par Value of United States	-275,268.55		275,268.55	-634.62
February 5, 2024		Treasury Note/Bond 4% 15 Jan 2027 @ 100.10% Paid Accrued Interest of \$634.62, CUSIP 91282CJT9				
Total US Government			-\$275,268.55	\$0.00	\$275,268.55	-\$634.62
<i>CMBS</i>						
February 6, 2024		Purchase 50,000.00 Par Value 50,000.00 Current	-49,993.41		49,993.41	
February 14, 2024		Face of World Omni Auto Receivables Trust 2024-A WOART 2024-A A3 5.16% 15 Mar 2029 @99.98682 %, CUSIP 98164RAD8				
Total CMBS			-\$49,993.41	\$0.00	\$49,993.41	\$0.00

Purchases (continued)

Trade date Settlement date	Transaction description	Principal amount	Income amount	Cost	Accrued income
Consumer ABS					
February 13, 2024	Purchase 55,000.00 Par Value 55,000.00 Current	-54,997.61		54,997.61	
February 21, 2024	Face of Honda Auto Receivables 2024-1 Owner Trust HAROT 2024-1 A3 5.21% 15 Aug 2028 @99.99565 %, CUSIP 437918AC9				
Total Consumer ABS		-\$54,997.61	\$0.00	\$54,997.61	\$0.00
US Credit					
February 5, 2024	Purchase 45,000.00 Par Value of Texas Instruments Inc 4.6% 08 Feb 2027 @ 99.94%, CUSIP 882508CE2	-44,971.20		44,971.20	
February 8, 2024					
February 7, 2024	Purchase 45,000.00 Par Value of Eli Lilly & Co 4.5% 09 Feb 2027 @ 99.95%, CUSIP 532457CJ5	-44,976.15		44,976.15	
February 9, 2024					
February 14, 2024	Purchase 15,000.00 Par Value of Bristol-Myers Squibb Co 4.9% 22 Feb 2027 @ 99.89%, CUSIP 110122EE4	-14,983.80		14,983.80	
February 22, 2024					
February 21, 2024	Purchase 45,000.00 Par Value of Cisco Systems Inc 26 Feb 2027 @ 99.87%, CUSIP 17275RBQ4	-44,941.50		44,941.50	
February 26, 2024					
February 21, 2024	Purchase 30,000.00 Par Value of AstraZeneca Finance LLC 4.8 26 Feb 2027 @ 99.83%, CUSIP 04636NAK9	-29,949.60		29,949.60	
February 26, 2024					
Total US Credit		-\$179,822.25	\$0.00	\$179,822.25	\$0.00
Total Fixed Income		-\$560,081.82	\$0.00	\$560,081.82	-\$634.62
Total Purchases		-\$560,081.82	\$0.00	\$560,081.82	-\$634.62

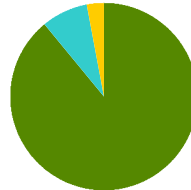
Purchases (continued)

Trade date Settlement date	Transaction description	Principal amount	Income amount	Cost	Accrued income
Cash Sweep Activity					
<i>Cash and Equivalents</i>					
<i>Cash Equivalents</i>					
February 29, 2024	Sweep purchases totaling 75,436.27 units of	-75,436.27		75,436.27	
February 29, 2024	Fidelity Government Portfolio for CITY OF DORAL STORM WATER ACCOUNT - Capital (17 Transactions), CUSIP 316175108				
Total Cash Equivalents		-\$75,436.27	\$0.00	\$75,436.27	\$0.00
Total Cash and Equivalents		-\$75,436.27	\$0.00	\$75,436.27	\$0.00
Total Cash Sweep Activity		-\$75,436.27	\$0.00	\$75,436.27	\$0.00
Total	CITY OF DORAL STORM WATER ACCOUNT	-\$635,518.09	\$0.00	\$635,518.09	-\$634.62

Realized Gains and Losses

Summary

	Realized G/L	Percent
Consumer ABS	3.57	89%
CMBS	0.33	8%
Commercial ABS	0.12	3%
Cash Equivalents	0.00	0.00%
Agency MBS	-104.96	0.00%
CMO	-288.95	0.00%
US Credit	-1,485.30	0.00%
US Government	-2,160.67	0.00%
Total of your portfolio	-\$4,035.86	100%



Details

Trade date	Transaction description	Principal amount	Income amount	Cost	Accrued income	Realized G/L
Settlement date	Transaction description	Principal amount	Income amount	Cost	Accrued income	Realized G/L
	CITY OF DORAL STORM WATER ACCOUNT					
Corporate Actions/Income						
<i>Fixed Income</i>						
<i>Agency MBS</i>						
February 15, 2024	Principal Payment of 1 USD	79.96				0.00
February 15, 2024	on 686,635.00 Par Value for Ginnie Mae I Pool GN 646043 6.5% 15 Oct 2037 Due On 02/15/24 With Ex Date 02/01/24, CUSIP 36292DWC2					
February 15, 2024	Principal Payment of 79.96	0.00		-79.96		0.00
February 15, 2024	Current Face on 686,635.00 Par Value for Ginnie Mae I Pool GN 646043 6.5% 15 Oct 2037 Due On 02/15/24 With					

Realized Gains and Losses (continued)

Trade date Settlement date	Transaction description	Principal amount	Income amount	Cost	Accrued income	Realized G/L
<i>Agency MBS (continued)</i>						
	Ex Date 02/01/24, CUSIP 36292DWC2					
February 26, 2024 February 26, 2024	Principal Payment of 1 USD on 65,000.00 Par Value for Fannie Mae Pool FN BM4614 3% 01 Mar 2033 Due On 02/26/24 With Ex Date 02/01/24, CUSIP 3140J9DU2	392.63				0.00
February 26, 2024 February 26, 2024	Principal Payment of 1 USD on 130,000.00 Par Value for Fannie Mae Pool FN FM4174 3% 01 Nov 2032 Due On 02/26/24 With Ex Date 02/01/24, CUSIP 3140X7T82	1,309.65				0.00
February 26, 2024 February 26, 2024	Principal Payment of 392.63 Current Face on 65,000.00 Par Value for Fannie Mae Pool FN BM4614 3% 01 Mar 2033 Due On 02/26/24 With Ex Date 02/01/24, CUSIP 3140J9DU2	0.00		-418.40		-25.77
February 26, 2024 February 26, 2024	Principal Payment of 1,309.65 Current Face on 130,000.00 Par Value for Fannie Mae Pool FN FM4174 3% 01 Nov 2032 Due On 02/26/24 With Ex Date 02/01/24, CUSIP 3140X7T82	0.00		-1,388.84		-79.19
Total Agency MBS		\$1,782.24	\$0.00	-\$1,887.20	\$0.00	-\$104.96
<i>CMO</i>						
February 15, 2024 February 15, 2024	Principal Payment of 1 USD on 200,000.00 Par Value for Freddie Mac REMICS FHR 3842 PH 4% 15 Apr 2041 Due On 02/15/24 With Ex	114.64				0.00

Realized Gains and Losses (continued)

Trade date Settlement date	Transaction description	Principal amount	Income amount	Cost	Accrued income	Realized G/L
<i>CMO (continued)</i>						
	Date 02/01/24, CUSIP 3137A9QP4					
February 15, 2024	Principal Payment of 114.64	0.00		-122.98		-8.34
February 15, 2024	Current Face on 200,000.00 Par Value for Freddie Mac REMICS FHR 3842 PH 4% 15 Apr 2041 Due On 02/15/24 With Ex Date 02/01/24, CUSIP 3137A9QP4					
February 20, 2024	Principal Payment of 1 USD	4,244.11				0.00
February 20, 2024	on 175,000.00 Par Value for Government National Mortgage Association GNR 2014-H19 HA 3% 20 Sep 2064 Due On 02/20/24 With Ex Date 02/01/24, CUSIP 38375UPV6					
February 20, 2024	Principal Payment of 1 USD	2,881.84				0.00
February 20, 2024	on 200,000.00 Par Value for Government National Mortgage Association GNR 2019-H12 JA 2.5% 20 Jul 2069 Due On 02/20/24 With Ex Date 02/01/24, CUSIP 38380LXE8					
February 20, 2024	Principal Payment of 1 USD	829.88				0.00
February 20, 2024	on 200,000.00 Par Value for Government National Mortgage Association GNR 2020-H02 DA 2.25% 20 Dec 2069 Due On 02/20/24 With Ex Date 02/01/24, CUSIP 38380LV67					
February 20, 2024	Principal Payment of	0.00		-4,505.92		-261.81
February 20, 2024	4,244.11 Current Face on 175,000.00 Par Value for Government National Mortgage Association GNR 2014-H19 HA 3% 20 Sep 2064 Due On					

Realized Gains and Losses (continued)

Trade date Settlement date	Transaction description	Principal amount	Income amount	Cost	Accrued income	Realized G/L
<i>CMO (continued)</i>						
February 20, 2024 February 20, 2024	02/20/24 With Ex Date 02/01/24, CUSIP 38375UPV6 Principal Payment of 2,881.84 Current Face on 200,000.00 Par Value for Government National Mortgage Association GNR 2019-H12 JA 2.5% 20 Jul 2069 Due On 02/20/24 With Ex Date 02/01/24, CUSIP 38380LXE8	0.00		-2,897.04		-15.20
February 20, 2024 February 20, 2024	Principal Payment of 829.88 Current Face on 200,000.00 Par Value for Government National Mortgage Association GNR 2020-H02 DA 2.25% 20 Dec 2069 Due On 02/20/24 With Ex Date 02/01/24, CUSIP 38380LV67	0.00		-833.48		-3.60
Total CMO		\$8,070.47	\$0.00	-\$8,359.42	\$0.00	-\$288.95
<i>CMBS</i>						
February 15, 2024 February 15, 2024	Principal Payment of 1 USD on 25,000.00 Par Value for CarMax Auto Owner Trust 2021-4 CARMX 2021-4 A3 0.56% 15 Sep 2026 Due On 02/15/24 With Ex Date 02/15/24, CUSIP 14317JAD9	1,016.74				0.00
February 15, 2024 February 15, 2024	Principal Payment of 1 USD on 25,000.00 Par Value for Ford Credit Auto Owner Trust 2022-A FORDO 2022-A A3 1.29% 15 Jun 2026 Due On 02/15/24 With Ex Date 02/15/24, CUSIP 345286AC2	1,281.45				0.00

Realized Gains and Losses (continued)

Trade date Settlement date	Transaction description	Principal amount	Income amount	Cost	Accrued income	Realized G/L
<i>CMBS (continued)</i>						
February 15, 2024 February 15, 2024	Principal Payment of 1,016.74 Current Face on 25,000.00 Par Value for CarMax Auto Owner Trust 2021-4 CARMX 2021-4 A3 0.56% 15 Sep 2026 Due On 02/15/24 With Ex Date 02/15/24, CUSIP 14317JAD9	0.00		-1,016.62		0.12
February 15, 2024 February 15, 2024	Principal Payment of 1,281.45 Current Face on 25,000.00 Par Value for Ford Credit Auto Owner Trust 2022-A FORDO 2022-A A3 1.29% 15 Jun 2026 Due On 02/15/24 With Ex Date 02/15/24, CUSIP 345286AC2	0.00		-1,281.30		0.15
February 16, 2024 February 16, 2024	Principal Payment of 1 USD on 20,000.00 Par Value for GM Financial Consumer Automobile Receivables Trust 2022-1 GMCAR 2022-1 A3 1.26% 16 Nov 2026 Due On 02/16/24 With Ex Date 02/16/24, CUSIP 380146AC4	979.70				0.00
February 16, 2024 February 16, 2024	Principal Payment of 1 USD on 20,000.00 Par Value for GM Financial Consumer Automobile Receivables Trust 2022-2 GMCAR 2022-2 A3 3.1% 16 Feb 2027 Due On 02/16/24 With Ex Date 02/16/24, CUSIP 362585AC5	734.20				0.00
February 16, 2024 February 16, 2024	Principal Payment of 979.70 Current Face on 20,000.00 Par Value for GM Financial Consumer Automobile	0.00		-979.62		0.08

Realized Gains and Losses (continued)

Trade date Settlement date	Transaction description	Principal amount	Income amount	Cost	Accrued income	Realized G/L
<i>CMBS (continued)</i>						
February 16, 2024 February 16, 2024	Receivables Trust 2022-1 GMCAR 2022-1 A3 1.26% 16 Nov 2026 Due On 02/16/24 With Ex Date 02/16/24, CUSIP 380146AC4	0.00		-734.05		0.15
February 26, 2024 February 26, 2024	Principal Payment of 1 USD on 90,000.00 Par Value for Freddie Mac Multifamily Structured Pass Through Certificates FHMS K728 A2 Var 25 Aug 2024 Due On 02/26/24 With Ex Date 02/01/24, CUSIP 3137FBTA4	126.98				0.00
February 26, 2024 February 26, 2024	Principal Payment of 126.98 Current Face on 90,000.00 Par Value for Freddie Mac Multifamily Structured Pass Through Certificates FHMS K728 A2 Var 25 Aug 2024 Due On 02/26/24 With Ex Date 02/01/24, CUSIP 3137FBTA4	0.00		-127.15		-0.17
Total CMBS		\$4,139.07	\$0.00	-\$4,138.74	\$0.00	\$0.33
<i>Consumer ABS</i>						
February 15, 2024 February 15, 2024	Principal Payment of 1 USD on 35,000.00 Par Value for	1,830.48				0.00

Realized Gains and Losses (continued)

Trade date Settlement date	Transaction description	Principal amount	Income amount	Cost	Accrued income	Realized G/L
<i>Consumer ABS (continued)</i>						
February 15, 2024 February 15, 2024	CarMax Auto Owner Trust 2022-2 CARMX 2022-2 A3 3.49% 16 Feb 2027 Due On 02/15/24 With Ex Date 02/15/24, CUSIP 14317HAC5	2,746.23				0.00
February 15, 2024 February 15, 2024	Principal Payment of 1 USD on 45,000.00 Par Value for Honda Auto Receivables 2022-1 Owner Trust HAROT 2022-1 A3 1.88% 15 May 2026 Due On 02/15/24 With Ex Date 02/15/24, CUSIP 43815BAC4	2,227.81				0.00
February 15, 2024 February 15, 2024	Principal Payment of 1 USD on 55,000.00 Par Value for CarMax Auto Owner Trust 2021-3 CARMX 2021-3 A3 0.55% 15 Jun 2026 Due On 02/15/24 With Ex Date 02/15/24, CUSIP 14317DAC4	3,193.48				0.00
February 15, 2024 February 15, 2024	Principal Payment of 1 USD on 95,000.00 Par Value for Carmax Auto Owner Trust 2021-1 CARMX 2021-1 A3 0.34% 15 Dec 2025 Due On 02/15/24 With Ex Date 02/15/24, CUSIP 14316NAC3	2,100.33				0.00
February 15, 2024 February 15, 2024	Principal Payment of 1 USD on 35,000.00 Par Value for John Deere Owner Trust 2022 JDOT 2022-A A3 2.32% 16 Sep 2026 Due On 02/15/24 With Ex Date 02/15/24, CUSIP 47787JAC2	522.83				0.00

Realized Gains and Losses (continued)

Trade date Settlement date	Transaction description	Principal amount	Income amount	Cost	Accrued income	Realized G/L
<i>Consumer ABS (continued)</i>						
February 15, 2024 February 15, 2024	CNH Equipment Trust 2022-A CNH 2022-A A3 2.94% 15 Jul 2027 Due On 02/15/24 With Ex Date 02/15/24, CUSIP 12660DAC1	2,838.13				0.00
February 15, 2024 February 15, 2024	Principal Payment of 1 USD on 50,000.00 Par Value for Hyundai Auto Receivables Trust 2022-A HART 2022-A A3 2.22% 15 Oct 2026 Due On 02/15/24 With Ex Date 02/15/24, CUSIP 448977AD0	1,603.55				0.00
February 15, 2024 February 15, 2024	Principal Payment of 1 USD on 55,000.00 Par Value for Ally Auto Receivables Trust 2022-1 ALLYA 2022-1 A3 3.31% 15 Nov 2026 Due On 02/15/24 With Ex Date 02/15/24, CUSIP 02008JAC0	3,208.42				0.00
February 15, 2024 February 15, 2024	Principal Payment of 1,830.48 Current Face on 35,000.00 Par Value for CarMax Auto Owner Trust 2022-2 CARMX 2022-2 A3 3.49% 16 Feb 2027 Due On 02/15/24 With Ex Date 02/15/24, CUSIP 14317HAC5	0.00		-1,830.20		0.28
February 15, 2024 February 15, 2024	Principal Payment of 2,746.23 Current Face on	0.00		-2,745.82		0.41

Realized Gains and Losses (continued)

Trade date Settlement date	Transaction description	Principal amount	Income amount	Cost	Accrued income	Realized G/L
<i>Consumer ABS (continued)</i>						
February 15, 2024 February 15, 2024	45,000.00 Par Value for Honda Auto Receivables 2022-1 Owner Trust HAROT 2022-1 A3 1.88% 15 May 2026 Due On 02/15/24 With Ex Date 02/15/24, CUSIP 43815BAC4	0.00		-2,227.44		0.37
February 15, 2024 February 15, 2024	Principal Payment of 2,227.81 Current Face on 55,000.00 Par Value for CarMax Auto Owner Trust 2021-3 CARMX 2021-3 A3 0.55% 15 Jun 2026 Due On 02/15/24 With Ex Date 02/15/24, CUSIP 14317DAC4	0.00		-3,192.85		0.63
February 15, 2024 February 15, 2024	Principal Payment of 3,193.48 Current Face on 95,000.00 Par Value for Carmax Auto Owner Trust 2021-1 CARMX 2021-1 A3 0.34% 15 Dec 2025 Due On 02/15/24 With Ex Date 02/15/24, CUSIP 14316NAC3	0.00		-2,099.87		0.46
February 15, 2024 February 15, 2024	Principal Payment of 2,100.33 Current Face on 35,000.00 Par Value for John Deere Owner Trust 2022 JDOT 2022-A A3 2.32% 16 Sep 2026 Due On 02/15/24 With Ex Date 02/15/24, CUSIP 47787JAC2	0.00		-522.79		0.04
February 15, 2024 February 15, 2024	Principal Payment of 522.83 Current Face on 25,000.00 Par Value for CNH Equipment Trust 2022-A CNH 2022-A A3 2.94% 15 Jul 2027 Due On	0.00				

Realized Gains and Losses (continued)

Trade date Settlement date	Transaction description	Principal amount	Income amount	Cost	Accrued income	Realized G/L
<i>Consumer ABS (continued)</i>						
February 15, 2024 February 15, 2024	02/15/24 With Ex Date 02/15/24, CUSIP 12660DAC1 Principal Payment of 2,838.13 Current Face on 50,000.00 Par Value for Hyundai Auto Receivables Trust 2022-A HART 2022-A A3 2.22% 15 Oct 2026 Due On 02/15/24 With Ex Date 02/15/24, CUSIP 448977AD0	0.00		-2,838.02		0.11
February 15, 2024 February 15, 2024	Principal Payment of 1,603.55 Current Face on 35,000.00 Par Value for Harley-Davidson Motorcycle Trust 2022-A HDMOT 2022-A A3 3.06% 15 Feb 2027 Due On 02/15/24 With Ex Date 02/15/24, CUSIP 41284YAD8	0.00		-1,603.28		0.27
February 15, 2024 February 15, 2024	Principal Payment of 3,208.42 Current Face on 55,000.00 Par Value for Ally Auto Receivables Trust 2022-1 ALLYA 2022-1 A3 3.31% 15 Nov 2026 Due On 02/15/24 With Ex Date 02/15/24, CUSIP 02008JAC0	0.00		-3,207.80		0.62
February 20, 2024 February 20, 2024	Principal Payment of 1 USD on 40,000.00 Par Value for Honda Auto Receivables 2021-3 Owner Trust HAROT 2021-3 A3 0.41% 18 Nov 2025 Due On 02/20/24 With Ex Date 02/18/24, CUSIP 43815EAC8	1,873.61				0.00
February 20, 2024 February 20, 2024	Principal Payment of 1,873.61 Current Face on	0.00		-1,873.58		0.03

Realized Gains and Losses (continued)

Trade date Settlement date	Transaction description	Principal amount	Income amount	Cost	Accrued income	Realized G/L
<i>Consumer ABS (continued)</i>						
	40,000.00 Par Value for Honda Auto Receivables 2021-3 Owner Trust HAROT 2021-3 A3 0.41% 18 Nov 2025 Due On 02/20/24 With Ex Date 02/18/24, CUSIP 43815EAC8					
February 21, 2024 February 21, 2024	Principal Payment of 1 USD on 25,000.00 Par Value for Honda Auto Receivables 2021-4 Owner Trust HAROT 2021-4 A3 0.88% 21 Jan 2026 Due On 02/21/24 With Ex Date 02/21/24, CUSIP 43815GAC3	1,293.04				0.00
February 21, 2024 February 21, 2024	Principal Payment of 1,293.04 Current Face on 25,000.00 Par Value for Honda Auto Receivables 2021-4 Owner Trust HAROT 2021-4 A3 0.88% 21 Jan 2026 Due On 02/21/24 With Ex Date 02/21/24, CUSIP 43815GAC3	0.00		-1,292.77		0.27
February 26, 2024 February 26, 2024	Principal Payment of 1 USD on 25,000.00 Par Value for BMW Vehicle Owner Trust 2022-A BMWOT 2022-A A3 3.21% 25 Aug 2026 Due On 02/26/24 With Ex Date 02/25/24, CUSIP 05602RAD3	1,561.67				0.00
February 26, 2024 February 26, 2024	Principal Payment of 1,561.67 Current Face on 25,000.00 Par Value for BMW Vehicle Owner Trust 2022-A BMWOT 2022-A A3 3.21% 25	0.00		-1,561.59		0.08

Realized Gains and Losses (continued)

Trade date Settlement date	Transaction description	Principal amount	Income amount	Cost	Accrued income	Realized G/L
<i>Consumer ABS (continued)</i>						
	Aug 2026 Due On 02/26/24 With Ex Date 02/25/24, CUSIP 05602RAD3					
Total Consumer ABS		\$24,999.58	\$0.00	-\$24,996.01	\$0.00	\$3.57
<i>Commercial ABS</i>						
February 15, 2024	Principal Payment of 1 USD	1,050.18				0.00
February 15, 2024	on 25,000.00 Par Value for CNH Equipment Trust 2021-C CNH 2021-C A3 0.81% 15 Dec 2026 Due On 02/15/24 With Ex Date 02/15/24, CUSIP 12598LAC0					
February 15, 2024	Principal Payment of	0.00		-1,050.06		0.12
February 15, 2024	1,050.18 Current Face on 25,000.00 Par Value for CNH Equipment Trust 2021-C CNH 2021-C A3 0.81% 15 Dec 2026 Due On 02/15/24 With Ex Date 02/15/24, CUSIP 12598LAC0					
Total Commercial ABS		\$1,050.18	\$0.00	-\$1,050.06	\$0.00	\$0.12
Total Fixed Income		\$40,041.54	\$0.00	-\$40,431.43	\$0.00	-\$389.89
Total Corporate Actions/Income		\$40,041.54	\$0.00	-\$40,431.43	\$0.00	-\$389.89
Sales						
<i>Fixed Income</i>						
<i>US Government</i>						
February 1, 2024	Sale 190,000.00 Par Value of	186,118.36		-190,029.69	776.09	-3,911.33
February 5, 2024	United States Treasury Note/Bond 2.875% 15 Jun 2025 @ 97.96% Received Accrued Interest of \$776.09, CUSIP 91282CEU1					

Realized Gains and Losses (continued)

Trade date Settlement date	Transaction description	Principal amount	Income amount	Cost	Accrued income	Realized G/L
<i>US Government (continued)</i>						
February 6, 2024 February 8, 2024	Sale 45,000.00 Par Value of United States Treasury Note/Bond 4.625% 15 Oct 2026 @ 100.87% Received Accrued Interest of \$659.63, CUSIP 91282CJC6	45,391.99		-44,940.23	659.63	451.76
February 7, 2024 February 9, 2024	Sale 45,000.00 Par Value of United States Treasury Note/Bond 4.625% 15 Oct 2026 @ 100.93% Received Accrued Interest of \$665.32, CUSIP 91282CJC6	45,416.60		-44,940.24	665.32	476.36
February 8, 2024 February 14, 2024	Sale 50,000.00 Par Value of United States Treasury Note/Bond 4.375% 15 Aug 2026 @ 100.17% Received Accrued Interest of \$1,087.81, CUSIP 91282CHU8	50,085.94		-49,589.77	1,087.81	496.17
February 21, 2024 February 26, 2024	Sale 30,000.00 Par Value of United States Treasury Note/Bond 4.625% 15 Oct 2026 @ 100.35% Received Accrued Interest of \$507.99, CUSIP 91282CJC6	30,105.47		-29,960.16	507.99	145.31
February 23, 2024 February 26, 2024	Sale 45,000.00 Par Value of United States Treasury Note/Bond 4.625% 15 Oct 2026 @ 100.27% Received Accrued Interest of \$761.99, CUSIP 91282CJC6	45,121.29		-44,940.23	761.99	181.06
Total US Government		\$402,239.65	\$0.00	-\$404,400.32	\$4,458.83	-\$2,160.67
<i>US Credit</i>						
February 1, 2024 February 5, 2024	Sale 35,000.00 Par Value of American Honda Finance Corp	33,891.55		-34,972.35	32.08	-1,080.80

Realized Gains and Losses (continued)

Trade date Settlement date	Transaction description	Principal amount	Income amount	Cost	Accrued income	Realized G/L
<i>US Credit (continued)</i>						
	1.5% 13 Jan 2025 @ 96.83% Received Accrued Interest of \$32.08, CUSIP 02665WEA5					
February 1, 2024	Sale 25,000.00 Par Value of	24,572.00		-24,976.50	279.86	-404.50
February 5, 2024	BMW US Capital LLC 3.25% 01 Apr 2025 @ 98.29% Received Accrued Interest of \$279.86, CUSIP 05565EBZ7					
Total US Credit		\$58,463.55	\$0.00	-\$59,948.85	\$311.94	-\$1,485.30
Total Fixed Income		\$460,703.20	\$0.00	-\$464,349.17	\$4,770.77	-\$3,645.97
Total Sales		\$460,703.20	\$0.00	-\$464,349.17	\$4,770.77	-\$3,645.97
Cash Sweep Activity						
<i>Cash and Equivalents</i>						
<i>Cash Equivalents</i>						
February 29, 2024	Sweep sales totaling	170,364.34		-170,364.34		0.00
February 29, 2024	-170,364.34 units of Fidelity Government Portfolio for CITY OF DORAL STORM WATER ACCOUNT - Capital (4 Transactions), CUSIP 316175108					
Total Cash Equivalents		\$170,364.34	\$0.00	-\$170,364.34	\$0.00	\$0.00
Total Cash and Equivalents		\$170,364.34	\$0.00	-\$170,364.34	\$0.00	\$0.00
Total Cash Sweep Activity		\$170,364.34	\$0.00	-\$170,364.34	\$0.00	\$0.00
Total [REDACTED] CITY OF DORAL STORM WATER ACCOUNT		\$671,109.08	\$0.00	-\$675,144.94	\$4,770.77	-\$4,035.86

Contributions and Receipts

Trade Date	Transaction Description	Principal amount	Income amount
Settlement Date			
CITY OF DORAL STORM WATER ACCOUNT			
Contributions/Receipts			
<i>Transfers</i>			
February 1, 2024	Cash Transfer - Portfolio Transfer From [REDACTED] CITY OF DORAL STORM WATER ACCOUNT		253.40
February 1, 2024	Administrative (Capital), Spot Currency USD		
February 29, 2024	Aggregate Cash Transfer due to Interest Transfer, Spot Currency USD		4,136.15
February 29, 2024			
Total Transfers		\$0.00	\$4,389.55
Total Contributions/Receipts		\$0.00	\$4,389.55
Total	[REDACTED] CITY OF DORAL STORM WATER ACCOUNT	\$0.00	\$4,389.55

Distributions and Disbursements

Trade Date	Transaction Description	Principal amount	Income amount
Settlement Date			
CITY OF DORAL STORM WATER ACCOUNT			
Distributions/Disbursements			
<i>Transfers</i>			
February 1, 2024	Cash Transfer - Portfolio Transfer To [REDACTED] CITY OF DORAL STORM WATER ACCOUNT	-253.40	
February 1, 2024	Administrative (Income), Spot Currency USD		
February 29, 2024	Aggregate Cash Transfer due to Interest Transfer, Spot Currency USD	-4,136.15	
February 29, 2024			
Total Transfers		-\$4,389.55	\$0.00
Total Distributions/Disbursements		-\$4,389.55	\$0.00
Total	[REDACTED] CITY OF DORAL STORM WATER ACCOUNT	-\$4,389.55	\$0.00

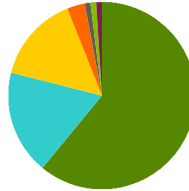
Fees and Expenses

No transactions this period.

Income Received

Summary

	Amount	Percent
US Government	18,262.50	61%
Consumer ABS	5,381.00	18%
US Credit	4,668.85	15%
CMBS	933.76	3%
Cash Equivalents	381.22	1%
CMO	285.38	1%
Agency MBS	271.41	1%
Commercial ABS	67.74	0%
Total of your portfolio	\$30,251.86	100%



Details

Trade Date

Settlement Date	Transaction Description	Principal amount	Income amount
-----------------	-------------------------	------------------	---------------

██████████ CITY OF DORAL STORM WATER ACCOUNT

Income Received

Dividends

Cash and Equivalents

Cash Equivalents

February 1, 2024	Daily Rate Income on Fidelity Government Portfolio For Period of 01/01/24 to 01/31/24 Due on		381.22
February 1, 2024	02/01/24, CUSIP 316175108		

Total Cash Equivalents		\$0.00	\$381.22
-------------------------------	--	---------------	-----------------

Total Cash and Equivalents		\$0.00	\$381.22
-----------------------------------	--	---------------	-----------------

Total Dividends		\$0.00	\$381.22
------------------------	--	---------------	-----------------

Interest

Fixed Income

US Government

February 15, 2024	Interest Payment 0.04375 USD United States Treasury Note/Bond 4.375% 15 Aug 2026 For		7,656.25
February 15, 2024	350,000.00 Par Value Due on 02/15/24 With Ex Date 02/15/24, CUSIP 91282CHU8		

Income Received (continued)

Trade Date			Principal amount	Income amount
Settlement Date	Transaction Description			
US Government (continued)				
February 15, 2024	Interest Payment 0.04 USD	United States Treasury Note/Bond 4% 15 Feb 2026 For 335,000.00 Par		6,700.00
February 15, 2024	Value Due on 02/15/24 With Ex Date 02/15/24, CUSIP 91282CGL9			
February 15, 2024	Interest Payment 0.03125 USD	United States Treasury Note/Bond 3.125% 15 Aug 2025 For		3,906.25
February 15, 2024	250,000.00 Par Value Due on 02/15/24 With Ex Date 02/15/24, CUSIP 91282CFE6			
Total US Government			\$0.00	\$18,262.50
Agency MBS				
February 15, 2024	Interest Payment of 0.065 USD	on 22,050.86 Current Face for Ginnie Mae I Pool GN 646043 6.5%		119.44
February 15, 2024	15 Oct 2037 Due On 02/15/24 With Ex Date 02/01/24, CUSIP 36292DWC2			
February 26, 2024	Interest Payment of 0.03 USD	on 40,847.18 Current Face for Fannie Mae Pool FN FM4174 3% 01		102.12
February 26, 2024	Nov 2032 Due On 02/26/24 With Ex Date 02/01/24, CUSIP 3140X7T82			
February 26, 2024	Interest Payment of 0.03 USD	on 19,941.45 Current Face for Fannie Mae Pool FN BM4614 3% 01		49.85
February 26, 2024	Mar 2033 Due On 02/26/24 With Ex Date 02/01/24, CUSIP 3140J9DU2			
Total Agency MBS			\$0.00	\$271.41
CMO				
February 15, 2024	Interest Payment of 0.04 USD	on 8,164.99 Current Face for Freddie Mac REMICS FHR 3842 PH		27.22
February 15, 2024	4% 15 Apr 2041 Due On 02/15/24 With Ex Date 02/01/24, CUSIP 3137A9QP4			
February 20, 2024	Interest Payment of 0.03 USD	on 33,741.62 Current Face for Government National Mortgage		84.35
February 20, 2024	Association GNR 2014-H19 HA 3% 20 Sep 2064 Due On 02/20/24 With Ex Date 02/01/24, CUSIP 38375UPV6			
February 20, 2024	Interest Payment of 0.025 USD	on 43,253.92 Current Face for Government National Mortgage		90.11
February 20, 2024	Association GNR 2019-H12 JA 2.5% 20 Jul 2069 Due On 02/20/24 With Ex Date 02/01/24, CUSIP 38380LXE8			
February 20, 2024	Interest Payment of 0.0225 USD	on 44,641.12 Current Face for Government National Mortgage		83.70
February 20, 2024	Association GNR 2020-H02 DA 2.25% 20 Dec 2069 Due On 02/20/24 With Ex Date 02/01/24, CUSIP 38380LV67			
Total CMO			\$0.00	\$285.38
CMBS				
February 15, 2024	Interest Payment of 0.028 USD	on 70,000.00 Current Face for Capital One Multi Asset Execution		163.33
February 15, 2024	Trust 2.8% 15 Mar 2027 Due On 02/15/24 With Ex Date 02/15/24, CUSIP 14041NFZ9			
February 15, 2024	Interest Payment of 0.001075 USD	on 17,441.20 Current Face for Ford Credit Auto Owner Trust		18.75
February 15, 2024	2022-A FORDO 2022-A A3 1.29% 15 Jun 2026 Due On 02/15/24 With Ex Date 02/15/24, CUSIP 345286AC2			

Income Received (continued)

Trade Date			Principal amount	Income amount
Settlement Date	Transaction Description			
CMBS (continued)				
February 15, 2024	Interest Payment of 0.004358 USD on 40,000.00 Current Face for Daimler Trucks Retail Trust			174.33
February 15, 2024	2022-1 DTRT 2022-1 A3 5.23% 17 Feb 2026 Due On 02/15/24 With Ex Date 02/15/24, CUSIP 233869ACO			
February 15, 2024	Interest Payment of 0.000467 USD on 15,902.57 Current Face for CarMax Auto Owner Trust			7.42
February 15, 2024	2021-4 CARMX 2021-4 A3 0.56% 15 Sep 2026 Due On 02/15/24 With Ex Date 02/15/24, CUSIP 14317JAD9			
February 15, 2024	Interest Payment of 0.004242 USD on 50,000.00 Current Face for John Deere Owner Trust 2022-C			212.08
February 15, 2024	JDOT 2022-C A3 5.09% 15 Jun 2027 Due On 02/15/24 With Ex Date 02/15/24, CUSIP 47800BAC2			
February 16, 2024	Interest Payment of 0.00105 USD on 15,687.44 Current Face for GM Financial Consumer			16.47
February 16, 2024	Automobile Receivables Trust 2022-1 GMCAR 2022-1 A3 1.26% 16 Nov 2026 Due On 02/16/24 With Ex Date 02/16/24, CUSIP 380146AC4			
February 16, 2024	Interest Payment of 0.002583 USD on 20,000.00 Current Face for GM Financial Consumer			51.67
February 16, 2024	Automobile Receivables Trust 2022-2 GMCAR 2022-2 A3 3.1% 16 Feb 2027 Due On 02/16/24 With Ex Date 02/16/24, CUSIP 362585AC5			
February 26, 2024	Interest Payment of 0.002553 USD on 76,226.87 Current Face for Freddie Mac Multifamily			194.63
February 26, 2024	Structured Pass Through Certificates FHMS K728 A2 Var 25 Aug 2024 Due On 02/26/24 With Ex Date 02/01/24, CUSIP 3137FBTA4			
February 26, 2024	Interest Payment of 0.001902 USD on 50,000.00 Current Face for Freddie Mac Multifamily			95.08
February 26, 2024	Structured Pass Through Certificates FHMS K736 A2 2.282% 25 Jul 2026 Due On 02/26/24 With Ex Date 02/01/24, CUSIP 3137FNWX4			
Total CMBS			\$0.00	\$933.76
Consumer ABS				
February 15, 2024	Interest Payment of 0.0332 USD on 60,000.00 Current Face for Discover Card Execution Note Trust			166.00
February 15, 2024	DCENT 2022-A2 A 3.32% 15 May 2027 Due On 02/15/24 With Ex Date 02/15/24, CUSIP 254683CS2			
February 15, 2024	Interest Payment of 0.002908 USD on 65,000.00 Current Face for Capital One Multi-Asset			189.04
February 15, 2024	Execution Trust COMET 2022-A2 A 3.49% 15 May 2027 Due On 02/15/24 With Ex Date 02/15/24, CUSIP 14041NGA3			
February 15, 2024	Interest Payment of 0.0043 USD on 100,000.00 Current Face for Chase Issuance Trust CHAIT			430.00
February 15, 2024	2023-A1 A 5.16% 15 Sep 2028 Due On 02/15/24 With Ex Date 02/15/24, CUSIP 161571HT4			
February 15, 2024	Interest Payment of 0.000867 USD on 45,000.00 Current Face for Capital One Multi-Asset			39.00
February 15, 2024	Execution Trust COMET 2021-A3 A3 1.04% 15 Nov 2026 Due On 02/15/24 With Ex Date 02/15/24, CUSIP 14041NFY2			

Income Received (continued)

Trade Date	Transaction Description	Principal amount	Income amount
Settlement Date			
<i>Consumer ABS (continued)</i>			
February 15, 2024	Interest Payment of 0.0356 USD on 55,000.00 Current Face for Discover Card Execution Note Trust		163.17
February 15, 2024	DCENT 2022-A3 A3 3.56% 15 Jul 2027 Due On 02/15/24 With Ex Date 02/15/24, CUSIP 254683CW3		
February 15, 2024	Interest Payment of 0.00245 USD on 25,000.00 Current Face for CNH Equipment Trust 2022-A		61.25
February 15, 2024	CNH 2022-A A3 2.94% 15 Jul 2027 Due On 02/15/24 With Ex Date 02/15/24, CUSIP 12660DAC1		
February 15, 2024	Interest Payment of 0.004342 USD on 75,000.00 Current Face for Mercedes-Benz Auto Receivables		325.63
February 15, 2024	Trust 2022-1 MBART 2022-1 A3 5.21% 16 Aug 2027 Due On 02/15/24 With Ex Date 02/15/24, CUSIP 58768PAC8		
February 15, 2024	Interest Payment of 0.00445 USD on 70,000.00 Current Face for Carmax Auto Owner Trust 2022-4		311.50
February 15, 2024	CARMX 2022-4 A3 5.34% 16 Aug 2027 Due On 02/15/24 With Ex Date 02/15/24, CUSIP 14318UAD3		
February 15, 2024	Interest Payment of 0.00455 USD on 100,000.00 Current Face for Ally Auto Receivables Trust		455.00
February 15, 2024	2023-1 ALLYA 2023-1 A3 5.46% 15 May 2028 Due On 02/15/24 With Ex Date 02/15/24, CUSIP 02007WAC2		
February 15, 2024	Interest Payment of 0.00305 USD on 25,000.00 Current Face for Capital One Prime Auto		76.25
February 15, 2024	Receivables Trust 2022-2 COPAR 2022-2 A3 3.66% 17 May 2027 Due On 02/15/24 With Ex Date 02/15/24, CUSIP 14043GAD6		
February 15, 2024	Interest Payment of 0.004617 USD on 20,000.00 Current Face for Toyota Auto Receivables 2023-D		92.33
February 15, 2024	Owner Trust TAOT 2023-D A3 5.54% 15 Aug 2028 Due On 02/15/24 With Ex Date 02/15/24, CUSIP 89239FAD4		
February 15, 2024	Interest Payment of 0.002013 USD on 20,000.00 Current Face for Toyota Auto Receivables 2024-A		40.25
February 15, 2024	Owner Trust TAOT 2024-A A3 4.83% 16 Oct 2028 Due On 02/15/24 With Ex Date 02/15/24, CUSIP 89238DADO		
February 15, 2024	Interest Payment of 0.004783 USD on 70,000.00 Current Face for Bank of America Auto Trust		334.83
February 15, 2024	5.74% 15 Jun 2028 Due On 02/15/24 With Ex Date 02/15/24, CUSIP 06054YAC1		
February 15, 2024	Interest Payment of 0.004108 USD on 30,000.00 Current Face for Honda Auto Receivables 2023-2		123.25
February 15, 2024	Owner Trust HAROT 2023-2 A3 4.93% 15 Nov 2027 Due On 02/15/24 With Ex Date 02/15/24, CUSIP 437927ACO		
February 15, 2024	Interest Payment of 0.004567 USD on 20,000.00 Current Face for Hyundai Auto Receivables Trust		91.33
February 15, 2024	2023-B HART 2023-B A3 5.48% 17 Apr 2028 Due On 02/15/24 With Ex Date 02/15/24, CUSIP 44933XAD9		
February 15, 2024	Interest Payment of 0.004617 USD on 30,000.00 Current Face for Hyundai Auto Receivables Trust		138.50
February 15, 2024	2023-C HART 2023-C A3 5.54% 16 Oct 2028 Due On 02/15/24 With Ex Date 02/15/24, CUSIP 44918CAD4		

Income Received (continued)

Trade Date	Settlement Date	Transaction Description	Principal amount	Income amount
<i>Consumer ABS (continued)</i>				
February 15, 2024	February 15, 2024	Interest Payment of 0.0306 USD on 28,445.05 Current Face for Harley-Davidson Motorcycle Trust		72.53
		2022-A HDMOT 2022-A A3 3.06% 15 Feb 2027 Due On 02/15/24 With Ex Date 02/15/24, CUSIP 41284YAD8		
February 15, 2024	February 15, 2024	Interest Payment of 0.000458 USD on 29,858.45 Current Face for CarMax Auto Owner Trust		13.69
		2021-3 CARMX 2021-3 A3 0.55% 15 Jun 2026 Due On 02/15/24 With Ex Date 02/15/24, CUSIP 14317DAC4		
February 15, 2024	February 15, 2024	Interest Payment of 0.00185 USD on 45,644.76 Current Face for Hyundai Auto Receivables Trust		84.44
		2022-A HART 2022-A A3 2.22% 15 Oct 2026 Due On 02/15/24 With Ex Date 02/15/24, CUSIP 448977AD0		
February 15, 2024	February 15, 2024	Interest Payment of 0.004608 USD on 35,000.00 Current Face for Bank of America Auto Trust		161.29
		2023-1 BAAT 2023-1A A3 5.53% 15 Feb 2028 Due On 02/15/24 With Ex Date 02/15/24, CUSIP 06428AAC2		
February 15, 2024	February 15, 2024	Interest Payment of 0.004958 USD on 30,000.00 Current Face for Mercedes-Benz Auto Rece		148.75
		5.83% 15 Nov 2028 Due On 02/15/24 With Ex Date 02/15/24, CUSIP 58769FAC9		
February 15, 2024	February 15, 2024	Interest Payment of 0.004942 USD on 20,000.00 Current Face for Nissan Auto Receivables 2023-B		98.83
		Owner Trust NAROT 2023-B A3 5.93% 15 Mar 2028 Due On 02/15/24 With Ex Date 02/15/24, CUSIP 65480MAD5		
February 15, 2024	February 15, 2024	Interest Payment of 0.000283 USD on 22,658.83 Current Face for Carmax Auto Owner Trust		6.42
		2021-1 CARMX 2021-1 A3 0.34% 15 Dec 2025 Due On 02/15/24 With Ex Date 02/15/24, CUSIP 14316NAC3		
February 15, 2024	February 15, 2024	Interest Payment of 0.003133 USD on 20,000.00 Current Face for Toyota Auto Receivables 2022-C		62.67
		Owner Trust TAOT 2022-C A3 3.76% 15 Apr 2027 Due On 02/15/24 With Ex Date 02/15/24, CUSIP 89231CAD9		
February 15, 2024	February 15, 2024	Interest Payment of 0.00465 USD on 80,000.00 Current Face for USAA Auto Owner Trust 2023-A		372.00
		USAOT 2023-A A3 5.58% 15 May 2028 Due On 02/15/24 With Ex Date 02/15/24, CUSIP 90291VAC4		
February 15, 2024	February 15, 2024	Interest Payment of 0.004608 USD on 70,000.00 Current Face for Fifth Third Auto Trust 2023-1		322.58
		FITAT 2023-1 A3 5.53% 15 Aug 2028 Due On 02/15/24 With Ex Date 02/15/24, CUSIP 31680EAD3		
February 15, 2024	February 15, 2024	Interest Payment of 0.002908 USD on 32,641.26 Current Face for CarMax Auto Owner Trust		94.93
		2022-2 CARMX 2022-2 A3 3.49% 16 Feb 2027 Due On 02/15/24 With Ex Date 02/15/24, CUSIP 14317HAC5		

Income Received (continued)

Trade Date	Settlement Date	Transaction Description	Principal amount	Income amount
<i>Consumer ABS (continued)</i>				
February 15, 2024	February 15, 2024	Interest Payment of 0.001567 USD on 41,159.49 Current Face for Honda Auto Receivables 2022-1 Owner Trust HAROT 2022-1 A3 1.88% 15 May 2026 Due On 02/15/24 With Ex Date 02/15/24, CUSIP 43815BAC4		64.48
February 15, 2024	February 15, 2024	Interest Payment of 0.002642 USD on 25,000.00 Current Face for Capital One Prime Auto Receivables Trust 2022-1 COPAR 2022-1 A3 3.17% 15 Apr 2027 Due On 02/15/24 With Ex Date 02/15/24, CUSIP 14043QAC6		66.04
February 15, 2024	February 15, 2024	Interest Payment of 0.003875 USD on 25,000.00 Current Face for Ford Credit Auto Owner Trust 2023-A FORDO 2023-A A3 4.65% 15 Feb 2028 Due On 02/15/24 With Ex Date 02/15/24, CUSIP 344928AD8		96.88
February 15, 2024	February 15, 2024	Interest Payment of 0.002758 USD on 49,452.87 Current Face for Ally Auto Receivables Trust 2022-1 ALLYA 2022-1 A3 3.31% 15 Nov 2026 Due On 02/15/24 With Ex Date 02/15/24, CUSIP 02008JACO		136.41
February 15, 2024	February 15, 2024	Interest Payment of 0.001933 USD on 27,679.90 Current Face for John Deere Owner Trust 2022 JDOT 2022-A A3 2.32% 16 Sep 2026 Due On 02/15/24 With Ex Date 02/15/24, CUSIP 47787JAC2		53.51
February 15, 2024	February 15, 2024	Interest Payment of 0.003925 USD on 35,000.00 Current Face for Toyota Auto Receivables 2023-B Owner Trust TAOT 2023-B A3 4.71% 15 Feb 2028 Due On 02/15/24 With Ex Date 02/15/24, CUSIP 891941AD8		137.38
February 16, 2024	February 16, 2024	Interest Payment of 0.003725 USD on 25,000.00 Current Face for GM Financial Consumer Automobile Receivables Trust 2023-2 GMCAR 2023-2 A3 4.47% 16 Feb 2028 Due On 02/16/24 With Ex Date 02/16/24, CUSIP 362583AD8		93.13
February 16, 2024	February 16, 2024	Interest Payment of 0.003907 USD on 10,000.00 Current Face for GM Financial Consumer Automobile Receivables Trust 2024-1 GMCAR 2024-1 A3 4.85% 18 Dec 2028 Due On 02/16/24 With Ex Date 02/16/24, CUSIP 36268GAD7		39.07
February 20, 2024	February 20, 2024	Interest Payment of 0.000342 USD on 18,748.54 Current Face for Honda Auto Receivables 2021-3 Owner Trust HAROT 2021-3 A3 0.41% 18 Nov 2025 Due On 02/20/24 With Ex Date 02/18/24, CUSIP 43815EAC8		6.41
February 21, 2024	February 21, 2024	Interest Payment of 0.004725 USD on 15,000.00 Current Face for Honda Auto Receivables 2023-4 Owner Trust HAROT 2023-4 A3 5.67% 21 Jun 2028 Due On 02/21/24 With Ex Date 02/21/24, CUSIP 438123AC5		70.88
February 21, 2024	February 21, 2024	Interest Payment of 0.000733 USD on 16,114.73 Current Face for Honda Auto Receivables 2021-4 Owner Trust HAROT 2021-4 A3 0.88% 21 Jan 2026 Due On 02/21/24 With Ex Date 02/21/24, CUSIP 43815GAC3		11.82

Income Received (continued)

Trade Date			Principal amount	Income amount
Settlement Date	Transaction Description			
Consumer ABS (continued)				
February 26, 2024	Interest Payment of 0.004558 USD on 15,000.00 Current Face for BMW Vehicle Owner Trust			68.37
February 26, 2024	2023-A BMWOT 2023-A A3 5.47% 25 Feb 2028 Due On 02/26/24 With Ex Date 02/25/24, CUSIP 05592XAD2			
February 26, 2024	Interest Payment of 0.002675 USD on 22,862.34 Current Face for BMW Vehicle Owner Trust			61.16
February 26, 2024	2022-A BMWOT 2022-A A3 3.21% 25 Aug 2026 Due On 02/26/24 With Ex Date 02/25/24, CUSIP 05602RAD3			
Total Consumer ABS			\$0.00	\$5,381.00
Commercial ABS				
February 15, 2024	Interest Payment of 0.002783 USD on 20,000.00 Current Face for CNH Equipment Trust 4.77% 15			55.65
February 15, 2024	Jun 2029 Due On 02/15/24 With Ex Date 02/15/24, CUSIP 18978FAC0			
February 15, 2024	Interest Payment of 0.000675 USD on 17,905.04 Current Face for CNH Equipment Trust 2021-C			12.09
February 15, 2024	CNH 2021-C A3 0.81% 15 Dec 2026 Due On 02/15/24 With Ex Date 02/15/24, CUSIP 12598LAC0			
Total Commercial ABS			\$0.00	\$67.74
US Credit				
February 1, 2024	Interest Payment 0.025 USD Truist Financial Corp 2.5% 01 Aug 2024 For 65,000.00 Par Value Due			812.50
February 1, 2024	on 02/01/24 With Ex Date 02/01/24, CUSIP 05531FBH5			
February 6, 2024	Interest Payment 0.01746 USD State Street Corp Variable 1.746% 06 Feb 2026 For 20,000.00 Par			174.60
February 6, 2024	Value Due on 02/06/24 With Ex Date 02/06/24, CUSIP 857477BR3			
February 12, 2024	Interest Payment 0.053 USD BMW US Capital LLC 5.3% 11 Aug 2025 For 45,000.00 Par Value Due			1,192.50
February 12, 2024	on 02/12/24 With Ex Date 02/11/24, CUSIP 05565ECC7			
February 14, 2024	Interest Payment 0.05 USD Toyota Motor Credit Corp 5% 14 Aug 2026 For 35,000.00 Par Value Due			875.00
February 14, 2024	on 02/14/24 With Ex Date 02/14/24, CUSIP 89236TKX2			
February 14, 2024	Interest Payment 0.02 USD 3M Co 2% 14 Feb 2025 For 60,000.00 Par Value Due on 02/14/24 With			600.00
February 14, 2024	Ex Date 02/14/24, CUSIP 88579YBH3			
February 15, 2024	Interest Payment of 0.002942 USD on 20,000.00 Current Face for BA Credit Card Trust BACCT			58.83
February 15, 2024	2022-A1 A1 3.53% 15 Nov 2027 Due On 02/15/24 With Ex Date 02/15/24, CUSIP 05522RDE5			
February 20, 2024	Interest Payment 0.0365 USD Toyota Motor Credit Corp 3.65% 18 Aug 2025 For 30,000.00 Par			547.50
February 20, 2024	Value Due on 02/20/24 With Ex Date 02/18/24, CUSIP 89236TKF1			

Income Received (continued)

Trade Date Settlement Date	Transaction Description	Principal amount	Income amount
<i>US Credit (continued)</i>			
February 28, 2024	Interest Payment 0.027194 USD Pacific Life Global Fdg li Med 144a Nt 5.5 28 Aug 2026 For		407.92
February 28, 2024	15,000.00 Par Value Due on 02/28/24 With Ex Date 02/28/24, CUSIP 6944PL2W8		
Total US Credit		\$0.00	\$4,668.85
Total Fixed Income		\$0.00	\$29,870.64
Total Interest		\$0.00	\$29,870.64
Total Income Received		\$0.00	\$30,251.86
Total	CITY OF DORAL STORM WATER ACCOUNT	\$0.00	\$30,251.86

Other Income and Capital Gain Distributions

No transactions this period.

Security Transactions

Trade Date Settlement Date	Transaction Description	Principal amount	Income amount	Cost	Accrued Income	Realized G/L
CITY OF DORAL STORM WATER ACCOUNT						
Security Transactions						
<i>Adjustments</i>						
February 8, 2024	Adjustment - Accreted Market	0.00		66.33		0.00
February 8, 2024	Discount Current Year of United States Treasury Note/Bond 4.375% 15 Aug 2026 - Adjustment Amount of \$66.33, Federal Cost \$66.33, State Cost \$66.33, CUSIP 91282CHU8					
Total Adjustments		\$0.00	\$0.00	\$66.33	\$0.00	\$0.00
Total Security Transactions		\$0.00	\$0.00	\$66.33	\$0.00	\$0.00
Total CITY OF DORAL STORM WATER ACCOUNT		\$0.00	\$0.00	\$66.33	\$0.00	\$0.00

Income Accrual on February 29, 2024

	Number of shares	Ex date Pay date	Annual rate	Beginning Accrual	Income Earned	Income Received	Ending Accrual
Cash and Equivalents							
<i>Cash</i>							
US Dollar (Spot Currency:USD)	0.00			0.00	0.00	0.00	0.00
Total Cash				\$0.00	\$0.00	\$0.00	\$0.00
<i>Cash Equivalents</i>							
Fidelity Government Portfolio (CUSIP:316175108)	24,028.96		5.33%	381.22	191.46	381.22	191.46
Total Cash Equivalents				\$381.22	\$191.46	\$381.22	\$191.46
<i>Accrued Income</i>							
Ending Accrual (Firm Defined Security ID:TOTALACCR)	0.00			0.00	0.00	0.00	0.00
Total Accrued Income				\$0.00	\$0.00	\$0.00	\$0.00
Total Cash and Equivalents				\$381.22	\$191.46	\$381.22	\$191.46
Fixed Income							
<i>US Government</i>							
United States Treasury Note/Bond 2.875% 15 Jun 2025 (CUSIP:91282CEU1)	280,000.00		2.95%	1,772.13	697.54	776.09	1,693.58
United States Treasury Note/Bond 3.125% 15 Aug 2025 (CUSIP:91282CFE6)	250,000.00	02/15/24 02/15/24	3.20%	3,609.04	619.15	3,906.25	321.94
United States Treasury Note/Bond 3% 15 Jul 2025 (CUSIP:91282CEY3)	550,000.00		3.08%	770.61	1,314.56	0.00	2,085.17
United States Treasury Note/Bond 3.625% 15 May 2026 (CUSIP:91282CHB0)	395,000.00		3.70%	3,068.30	1,140.78	0.00	4,209.08
United States Treasury Note/Bond 3.75% 15 Apr 2026 (CUSIP:91282CGV7)	395,000.00		3.81%	4,411.37	1,173.67	0.00	5,585.04
United States Treasury Note/Bond 3.875% 15 Jan 2026 (CUSIP:91282CGE5)	280,000.00		3.93%	506.73	864.42	0.00	1,371.15

Income Accrual on February 29, 2024 (continued)

	Number of shares	Ex date Pay date	Annual rate	Beginning Accrual	Income Earned	Income Received	Ending Accrual
<i>US Government (continued)</i>							
United States Treasury Note/Bond 4.125% 15 Jun 2026 (CUSIP:91282CHH7)	210,000.00		4.16%	1,136.07	686.37	0.00	1,822.44
United States Treasury Note/Bond 4% 15 Dec 2025 (CUSIP:91282CGA3)	230,000.00		4.05%	1,206.56	728.96	0.00	1,935.52
United States Treasury Note/Bond 4% 15 Feb 2026 (CUSIP:91282CGL9)	335,000.00	02/15/24 02/15/24	4.05%	6,190.22	1,061.98	6,700.00	552.20
United States Treasury Note/Bond 4% 15 Jan 2027 (CUSIP:91282CJT9)	275,000.00		4.05%	0.00	755.49	-634.62	1,390.11
United States Treasury Note/Bond 4.25% 15 Oct 2025 (CUSIP:91282CFP1)	130,000.00		4.28%	1,645.42	437.78	0.00	2,083.20
United States Treasury Note/Bond 4.375% 15 Aug 2026 (CUSIP:91282CHU8)	350,000.00	02/15/24 02/15/24	4.39%	8,084.24	1,290.83	8,744.06	631.01
United States Treasury Note/Bond 4.375% 15 Dec 2026 (CUSIP:91282CJP7)	495,000.00		4.38%	2,840.16	1,715.93	0.00	4,556.09
United States Treasury Note/Bond 4.5% 15 Jul 2026 (CUSIP:91282CHM6)	375,000.00		4.50%	788.12	1,344.43	0.00	2,132.55
United States Treasury Note/Bond 4.5% 15 Nov 2025 (CUSIP:91282CFW6)	300,000.00		4.52%	2,892.86	1,075.55	0.00	3,968.41
United States Treasury Note/Bond 4.625% 15 Nov 2026 (CUSIP:91282CJK8)	325,000.00		4.61%	3,220.98	1,197.55	0.00	4,418.53
United States Treasury Note/Bond 4.625% 15 Oct 2026 (CUSIP:91282CJC6)	100,000.00		4.61%	3,650.09	688.69	2,594.93	1,743.85
Total US Government				\$45,792.90	\$16,793.68	\$22,086.71	\$40,499.87
<i>Agency MBS</i>							
Fannie Mae Pool FN BM4614 3% 01 Mar 2033 (CUSIP:3140J9DU2)	19,548.82	02/01/24 02/26/24	3.17%	49.85	48.87	49.85	48.87

Income Accrual on February 29, 2024 (continued)

	Number of shares	Ex date Pay date	Annual rate	Beginning Accrual	Income Earned	Income Received	Ending Accrual
Agency MBS (continued)							
Fannie Mae Pool FN FM4174 3% 01 Nov 2032 (CUSIP:3140X7T82)	39,537.53	02/01/24 02/26/24	3.11%	102.12	98.84	102.12	98.84
Ginnie Mae I Pool GN 646043 6.5% 15 Oct 2037 (CUSIP:36292DWC2)	21,970.90	02/01/24 02/15/24	6.30%	119.44	119.01	119.44	119.01
Total Agency MBS				\$271.41	\$266.72	\$271.41	\$266.72
CMO							
Freddie Mac REMICS FHR 3842 PH 4% 15 Apr 2041 (CUSIP:3137A9QP4)	8,050.35	02/01/24 02/15/24	4.19%	27.22	26.83	27.22	26.83
Government National Mortgage Association GNR 2014-H19 HA 3% 20 Sep 2064 (CUSIP:38375UPV6)	29,497.51	02/01/24 02/20/24	3.05%	84.35	73.74	84.35	73.74
Government National Mortgage Association GNR 2019-H12 JA 2.5% 20 Jul 2069 (CUSIP:38380LXE8)	40,372.08	02/01/24 02/20/24	2.57%	90.11	84.11	90.11	84.11
Government National Mortgage Association GNR 2020-H02 DA 2.25% 20 Dec 2069 (CUSIP:38380LV67)	43,811.24	02/01/24 02/20/24	2.33%	83.70	82.15	83.70	82.15
Total CMO				\$285.38	\$266.83	\$285.38	\$266.83
CMBS							
Capital One Multi Asset Execution Trust 2.8% 15 Mar 2027 (CUSIP:14041NFZ9)	70,000.00	02/15/24 02/15/24	2.87%	87.11	163.33	163.33	87.11
CarMax Auto Owner Trust 2021-4 CARMX 2021-4 A3 0.56% 15 Sep 2026 (CUSIP:14317JAD9)	14,885.83	02/15/24 02/15/24	0.58%	3.96	7.16	7.42	3.70
Daimler Trucks Retail Trust 2022-1 DTRT 2022-1 A3 5.23% 17 Feb 2026 (CUSIP:233869AC0)	40,000.00	02/15/24 02/15/24	5.25%	92.98	174.33	174.33	92.98
Ford Credit Auto Owner Trust 2022-A FORDO 2022-A A3 1.29% 15 Jun 2026 (CUSIP:345286AC2)	16,159.75	02/15/24 02/15/24	1.32%	10.00	18.01	18.75	9.26

Income Accrual on February 29, 2024 (continued)

	Number of shares	Ex date Pay date	Annual rate	Beginning Accrual	Income Earned	Income Received	Ending Accrual
CMBS (continued)							
Freddie Mac Multifamily Structured Pass Through Certificates FHMS K728 A2 Var 25 Aug 2024 (CUSIP:3137FBTA4)	76,099.89	02/01/24 02/26/24	3.10%	194.63	194.31	194.63	194.31
Freddie Mac Multifamily Structured Pass Through Certificates FHMS K736 A2 2.282% 25 Jul 2026 (CUSIP:3137FNWX4)	50,000.00	02/01/24 02/26/24	2.41%	95.08	95.08	95.08	95.08
GM Financial Consumer Automobile Receivables Trust 2022-1 GMCAR 2022-1 A3 1.26% 16 Nov 2026 (CUSIP:380146AC4)	14,707.74	02/16/24 02/16/24	1.30%	8.24	15.95	16.47	7.72
GM Financial Consumer Automobile Receivables Trust 2022-2 GMCAR 2022-2 A3 3.1% 16 Feb 2027 (CUSIP:362585AC5)	19,265.80	02/16/24 02/16/24	3.16%	25.83	50.73	51.67	24.89
John Deere Owner Trust 2022-C JDOT 2022-C A3 5.09% 15 Jun 2027 (CUSIP:47800BAC2)	50,000.00	02/15/24 02/15/24	5.11%	113.11	212.08	212.08	113.11
World Omni Auto Receivables Trust 2024-A WOART 2024-A A3 4.86% 15 Mar 2029 (CUSIP:98164RAD8)	50,000.00		4.88%	0.00	114.75	0.00	114.75
Total CMBS				\$630.94	\$1,045.73	\$933.76	\$742.91
Consumer ABS							
Ally Auto Receivables Trust 2022-1 ALLYA 2022-1 A3 3.31% 15 Nov 2026 (CUSIP:02008JACO)	46,244.45	02/15/24 02/15/24	3.36%	72.75	131.69	136.41	68.03
Ally Auto Receivables Trust 2023-1 ALLYA 2023-1 A3 5.46% 15 May 2028 (CUSIP:02007WAC2)	100,000.00	02/15/24 02/15/24	5.43%	242.67	455.00	455.00	242.67
Bank of America Auto Trust 2023-1 BAAT 2023-1A A3 5.53% 15 Feb 2028 (CUSIP:06428AAC2)	35,000.00	02/15/24 02/15/24	5.50%	86.02	161.29	161.29	86.02

Income Accrual on February 29, 2024 (continued)

	Number of shares	Ex date Pay date	Annual rate	Beginning Accrual	Income Earned	Income Received	Ending Accrual
<i>Consumer ABS (continued)</i>							
Bank of America Auto Trust 5.74% 15 Jun 2028 (CUSIP:06054YAC1)	70,000.00	02/15/24 02/15/24	5.67%	178.58	334.83	334.83	178.58
BMW Vehicle Owner Trust 2022-A BMWOT 2022-A A3 3.21% 25 Aug 2026 (CUSIP:05602RAD3)	21,300.67	02/25/24 02/26/24	3.26%	12.23	60.33	61.16	11.40
BMW Vehicle Owner Trust 2023-A BMWOT 2023-A A3 5.47% 25 Feb 2028 (CUSIP:05592XAD2)	15,000.00	02/25/24 02/26/24	5.44%	13.68	68.37	68.37	13.68
Capital One Multi-Asset Execution Trust COMET 2021-A3 A3 1.04% 15 Nov 2026 (CUSIP:14041NFY2)	45,000.00	02/15/24 02/15/24	1.07%	20.80	39.00	39.00	20.80
Capital One Multi-Asset Execution Trust COMET 2022-A2 A 3.49% 15 May 2027 (CUSIP:14041NGA3)	65,000.00	02/15/24 02/15/24	3.56%	100.82	189.04	189.04	100.82
Capital One Prime Auto Receivables Trust 2022-1 COPAR 2022-1 A3 3.17% 15 Apr 2027 (CUSIP:14043QAC6)	25,000.00	02/15/24 02/15/24	3.24%	35.22	66.04	66.04	35.22
Capital One Prime Auto Receivables Trust 2022-2 COPAR 2022-2 A3 3.66% 17 May 2027 (CUSIP:14043GAD6)	25,000.00	02/15/24 02/15/24	3.73%	40.67	76.25	76.25	40.67
CarMax Auto Owner Trust 2021-1 CARMX 2021-1 A3 0.34% 15 Dec 2025 (CUSIP:14316NAC3)	19,465.35	02/15/24 02/15/24	0.34%	3.42	5.94	6.42	2.94
CarMax Auto Owner Trust 2021-3 CARMX 2021-3 A3 0.55% 15 Jun 2026 (CUSIP:14317DAC4)	27,630.64	02/15/24 02/15/24	0.57%	7.30	13.14	13.69	6.75
CarMax Auto Owner Trust 2022-2 CARMX 2022-2 A3 3.49% 16 Feb 2027 (CUSIP:14317HAC5)	30,810.78	02/15/24 02/15/24	3.55%	50.63	92.09	94.93	47.79
CarMax Auto Owner Trust 2022-4 CARMX 2022-4 A3 5.34% 16 Aug 2027 (CUSIP:14318UAD3)	70,000.00	02/15/24 02/15/24	5.34%	166.13	311.50	311.50	166.13

Income Accrual on February 29, 2024 (continued)

	Number of shares	Ex date Pay date	Annual rate	Beginning Accrual	Income Earned	Income Received	Ending Accrual
<i>Consumer ABS (continued)</i>							
Chase Issuance Trust CHAIT 2023-A1 A 5.16% 15 Sep 2028 (CUSIP:161571HT4)	100,000.00	02/15/24 02/15/24	5.13%	229.33	430.00	430.00	229.33
CNH Equipment Trust 2022-A CNH 2022-A A3 2.94% 15 Jul 2027 (CUSIP:12660DAC1)	24,477.17	02/15/24 02/15/24	3.01%	32.67	60.56	61.25	31.98
Discover Card Execution Note Trust DCENT 2022-A2 A 3.32% 15 May 2027 (CUSIP:254683CS2)	60,000.00	02/15/24 02/15/24	3.40%	88.53	166.00	166.00	88.53
Discover Card Execution Note Trust DCENT 2022-A3 A3 3.56% 15 Jul 2027 (CUSIP:254683CW3)	55,000.00	02/15/24 02/15/24	3.64%	87.02	163.17	163.17	87.02
Fifth Third Auto Trust 2023-1 FITAT 2023-1 A3 5.53% 15 Aug 2028 (CUSIP:31680EAD3)	70,000.00	02/15/24 02/15/24	5.50%	172.04	322.58	322.58	172.04
Ford Credit Auto Owner Trust 2023-A FORDO 2023-A A3 4.65% 15 Feb 2028 (CUSIP:344928AD8)	25,000.00	02/15/24 02/15/24	4.69%	51.67	96.88	96.88	51.67
GM Financial Consumer Automobile Receivables Trust 2023-2 GMCAR 2023-2 A3 4.47% 16 Feb 2028 (CUSIP:362583AD8)	25,000.00	02/16/24 02/16/24	4.52%	46.56	93.13	93.13	46.56
GM Financial Consumer Automobile Receivables Trust 2024-1 GMCAR 2024-1 A3 4.85% 18 Dec 2028 (CUSIP:36268GAD7)	10,000.00	02/16/24 02/16/24	4.87%	18.86	40.42	39.07	20.21
Harley-Davidson Motorcycle Trust 2022-A HDMOT 2022-A A3 3.06% 15 Feb 2027 (CUSIP:41284YAD8)	26,841.50	02/15/24 02/15/24	3.11%	38.69	70.34	72.53	36.50
Honda Auto Receivables 2021-3 Owner Trust HAROT 2021-3 A3 0.41% 18 Nov 2025 (CUSIP:43815EAC8)	16,874.93	02/18/24 02/20/24	0.42%	2.78	6.13	6.41	2.50

Income Accrual on February 29, 2024 (continued)

	Number of shares	Ex date Pay date	Annual rate	Beginning Accrual	Income Earned	Income Received	Ending Accrual
<i>Consumer ABS (continued)</i>							
Honda Auto Receivables 2021-4 Owner Trust HAROT 2021-4 A3 0.88% 21 Jan 2026 (CUSIP:43815GAC3)	14,821.69	02/21/24 02/21/24	0.90%	3.94	11.50	11.82	3.62
Honda Auto Receivables 2022-1 Owner Trust HAROT 2022-1 A3 1.88% 15 May 2026 (CUSIP:43815BAC4)	38,413.26	02/15/24 02/15/24	0.00%	0.00	64.48	64.48	0.00
Honda Auto Receivables 2023-2 Owner Trust HAROT 2023-2 A3 4.93% 15 Nov 2027 (CUSIP:437927AC0)	30,000.00	02/15/24 02/15/24	4.95%	65.73	123.25	123.25	65.73
Honda Auto Receivables 2023-4 Owner Trust HAROT 2023-4 A3 5.67% 21 Jun 2028 (CUSIP:438123AC5)	15,000.00	02/21/24 02/21/24	5.59%	23.63	70.88	70.88	23.63
Honda Auto Receivables 2024-1 Owner Trust HAROT 2024-1 A3 5.21% 15 Aug 2028 (CUSIP:437918AC9)	55,000.00		5.21%	0.00	79.60	0.00	79.60
Hyundai Auto Receivables Trust 2022-A HART 2022-A A3 2.22% 15 Oct 2026 (CUSIP:448977AD0)	42,806.63	02/15/24 02/15/24	2.27%	45.04	81.64	84.44	42.24
Hyundai Auto Receivables Trust 2023-B HART 2023-B A3 5.48% 17 Apr 2028 (CUSIP:44933XAD9)	20,000.00	02/15/24 02/15/24	5.45%	48.71	91.33	91.33	48.71
Hyundai Auto Receivables Trust 2023-C HART 2023-C A3 5.54% 16 Oct 2028 (CUSIP:44918CAD4)	30,000.00	02/15/24 02/15/24	5.48%	73.87	138.50	138.50	73.87
John Deere Owner Trust 2022 JDOT 2022-A A3 2.32% 16 Sep 2026 (CUSIP:47787JAC2)	25,579.57	02/15/24 02/15/24	2.37%	28.54	51.35	53.51	26.38
Mercedes-Benz Auto Rece 5.83% 15 Nov 2028 (CUSIP:58769FAC9)	30,000.00	02/15/24 02/15/24	5.83%	79.33	148.75	148.75	79.33
Mercedes-Benz Auto Receivables Trust 2022-1 MBART 2022-1 A3 5.21% 16 Aug 2027 (CUSIP:58768PAC8)	75,000.00	02/15/24 02/15/24	5.22%	173.67	325.63	325.63	173.67

Income Accrual on February 29, 2024 (continued)

	Number of shares	Ex date Pay date	Annual rate	Beginning Accrual	Income Earned	Income Received	Ending Accrual
Consumer ABS (continued)							
Nissan Auto Receivables 2023-B Owner Trust NAROT 2023-B A3 5.93% 15 Mar 2028 (CUSIP:65480MAD5)	20,000.00	02/15/24 02/15/24	5.84%	52.71	98.83	98.83	52.71
Toyota Auto Receivables 2022-C Owner Trust TAOT 2022-C A3 3.76% 15 Apr 2027 (CUSIP:89231CAD9)	20,000.00	02/15/24 02/15/24	3.83%	33.42	62.67	62.67	33.42
Toyota Auto Receivables 2023-B Owner Trust TAOT 2023-B A3 4.71% 15 Feb 2028 (CUSIP:891941AD8)	35,000.00	02/15/24 02/15/24	4.75%	73.27	137.38	137.38	73.27
Toyota Auto Receivables 2023-D Owner Trust TAOT 2023-D A3 5.54% 15 Aug 2028 (CUSIP:89239FAD4)	20,000.00	02/15/24 02/15/24	5.83%	52.36	92.33	92.33	52.36
Toyota Auto Receivables 2024-A Owner Trust TAOT 2024-A A3 4.83% 16 Oct 2028 (CUSIP:89238DAD0)	20,000.00	02/15/24 02/15/24	4.85%	2.68	80.50	40.25	42.93
USAA Auto Owner Trust 2023-A USAOT 2023-A A3 5.58% 15 May 2028 (CUSIP:90291VAC4)	80,000.00	02/15/24 02/15/24	5.54%	198.40	372.00	372.00	198.40
Total Consumer ABS				\$2,754.37	\$5,484.34	\$5,381.00	\$2,857.71
Commercial ABS							
CNH Equipment Trust 2021-C CNH 2021-C A3 0.81% 15 Dec 2026 (CUSIP:12598LAC0)	16,854.86	02/15/24 02/15/24	0.84%	6.45	11.71	12.09	6.07
CNH Equipment Trust 4.77% 15 Jun 2029 (CUSIP:18978FAC0)	20,000.00	02/15/24 02/15/24	4.80%	18.55	79.50	55.65	42.40
Total Commercial ABS				\$25.00	\$91.21	\$67.74	\$48.47
US Credit							
3M Co 2% 14 Feb 2025 (CUSIP:88579YBH3)	60,000.00	02/14/24 02/14/24	2.07%	556.67	100.00	600.00	56.67
American Honda Finance Corp 1.5% 13 Jan 2025 (CUSIP:02665WEA5)	0.00			26.25	5.83	32.08	0.00

Income Accrual on February 29, 2024 (continued)

	Number of shares	Ex date Pay date	Annual rate	Beginning Accrual	Income Earned	Income Received	Ending Accrual
<i>US Credit (continued)</i>							
American Honda Finance Corp 5.25% 07 Jul 2026 (CUSIP:02665WEK3)	30,000.00		5.21%	105.00	131.25	0.00	236.25
AstraZeneca Finance LLC 4.8 26 Feb 2027 (CUSIP:04636NAK9)	30,000.00		4.81%	0.00	20.00	0.00	20.00
BA Credit Card Trust BACCT 2022-A1 A1 3.53% 15 Nov 2027 (CUSIP:05522RDE5)	20,000.00	02/15/24 02/15/24	3.61%	31.38	58.83	58.83	31.38
Bank of America Corp Variable .981% 25 Sep 2025 (CUSIP:06051GJG5)	135,000.00		1.01%	463.52	110.37	0.00	573.89
Bank Of Montreal 5.92% 25 Sep 2025 (CUSIP:06368LWT9)	50,000.00		5.86%	1,036.00	246.67	0.00	1,282.67
Bank of New York Mellon Corp/The .85% 25 Oct 2024 (CUSIP:06406RAX5)	60,000.00		0.88%	136.00	42.50	0.00	178.50
BMW US Capital LLC 3.25% 01 Apr 2025 (CUSIP:05565EBZ7)	0.00			270.83	9.03	279.86	0.00
BMW US Capital LLC 5.3% 11 Aug 2025 (CUSIP:05565ECC7)	45,000.00	02/11/24 02/12/24	5.29%	1,126.25	198.75	1,192.50	132.50
Bristol-Myers Squibb Co 4.9% 22 Feb 2027 (CUSIP:110122EE4)	15,000.00		4.91%	0.00	18.38	0.00	18.38
Canadian Imperial Bank of Commerce 5.926% 02 Oct 2026 (CUSIP:13607LWT6)	35,000.00		5.82%	679.84	172.85	0.00	852.69
Caterpillar Financial Services Corp 4.8% 06 Jan 2026 (CUSIP:14913R3B1)	65,000.00		4.81%	216.67	260.00	0.00	476.67
Cintas Corp No 2 3.45% 01 May 2025 (CUSIP:17252MAP5)	20,000.00		3.52%	172.50	57.50	0.00	230.00
Cisco Systems Inc 4.8% 26 Feb 2027 (CUSIP:17275RBQ4)	45,000.00		4.80%	0.00	30.00	0.00	30.00
Colgate-Palmolive Co 4.8% 02 Mar 2026 (CUSIP:194162AQ6)	15,000.00		4.79%	298.00	60.00	0.00	358.00
Eli Lilly & Co 4.5% 09 Feb 2027 (CUSIP:532457CJ5)	45,000.00		4.52%	0.00	123.75	0.00	123.75

Income Accrual on February 29, 2024 (continued)

	Number of shares	Ex date Pay date	Annual rate	Beginning Accrual	Income Earned	Income Received	Ending Accrual
<i>US Credit (continued)</i>							
Home Depot Inc 4.95% 30 Sep 2026 (CUSIP:437076CV2)	15,000.00		4.95%	117.56	61.88	0.00	179.44
Home Depot Inc/The 2.7% 15 Apr 2025 (CUSIP:437076CM2)	5,000.00		2.77%	39.75	11.25	0.00	51.00
Home Depot Inc/The 4% 15 Sep 2025 (CUSIP:437076CR1)	5,000.00		4.06%	75.56	16.66	0.00	92.22
John Deere Capital Corp 2.125% 07 Mar 2025 (CUSIP:24422EWB1)	5,000.00		2.19%	42.50	8.85	0.00	51.35
John Deere Capital Corp 3.4% 06 Jun 2025 (CUSIP:24422EWF2)	10,000.00		3.47%	51.94	28.34	0.00	80.28
JPMorgan Chase & Co Variable 4.08% 26 Apr 2026 (CUSIP:46647PCZ7)	140,000.00		4.15%	1,507.33	476.00	0.00	1,983.33
Linde Inc 4.7% 05 Dec 2025 (CUSIP:53522KAB9)	65,000.00		4.72%	475.22	254.59	0.00	729.81
Lockheed Martin Corp 4.95% 15 Oct 2025 (CUSIP:539830BU2)	15,000.00		4.96%	218.63	61.87	0.00	280.50
Microsoft Corp 3.125% 03 Nov 2025 (CUSIP:594918BJ2)	45,000.00		3.22%	343.75	117.19	0.00	460.94
Morgan Stanley 4% 23 Jul 2025 (CUSIP:6174468C6)	40,000.00		4.07%	35.56	133.33	0.00	168.89
National Rural Util Coop 4.8% 05 Feb 2027 (CUSIP:63743HFM9)	70,000.00		4.82%	0.00	242.67	0.00	242.67
New York Life Global Fdg 5.45% 18 Sep 2026 (CUSIP:64953BBF4)	75,000.00		5.40%	1,498.75	340.63	0.00	1,839.38
New York Life Global Funding .9% 29 Oct 2024 (CUSIP:64952WEJ8)	65,000.00		0.93%	149.50	48.75	0.00	198.25
PACCAR Financial Corp .9% 08 Nov 2024 (CUSIP:69371RR57)	45,000.00		0.93%	93.38	33.75	0.00	127.13
Pacific Life Global Fdg li Med 144a Nt 5.5 28 Aug 2026 (CUSIP:6944PL2W8)	15,000.00	02/28/24 02/28/24	5.46%	346.04	68.75	407.92	6.87
PepsiCo Inc 5.125% 10 Nov 2026 (CUSIP:713448FW3)	20,000.00		5.09%	230.63	85.41	0.00	316.04

Income Accrual on February 29, 2024 (continued)

	Number of shares	Ex date Pay date	Annual rate	Beginning Accrual	Income Earned	Income Received	Ending Accrual
<i>US Credit (continued)</i>							
PNC Financial Services 5.671% 28 Oct 2025 (CUSIP:693475BH7)	20,000.00		5.68%	293.00	94.52	0.00	387.52
Principal Life Global Funding II 1.375% 10 Jan 2025 (CUSIP:74256LET2)	20,000.00		1.42%	16.04	22.92	0.00	38.96
Principal Life Global Funding II 5% 16 Jan 2027 (CUSIP:74256LEX3)	35,000.00		4.99%	72.92	145.83	0.00	218.75
State Street Corp Variable 1.746% 06 Feb 2026 (CUSIP:857477BR3)	20,000.00	02/06/24 02/06/24	1.81%	169.75	29.10	174.60	24.25
State Street Corp Variable 5.104% 18 May 2026 (CUSIP:857477CB7)	85,000.00		5.12%	879.73	361.53	0.00	1,241.26
State Street Corp Variable 5.751% 04 Nov 2026 (CUSIP:857477BX0)	15,000.00		5.72%	208.47	71.89	0.00	280.36
Target Corp 2.25% 15 Apr 2025 (CUSIP:87612EBL9)	40,000.00		2.32%	265.00	75.00	0.00	340.00
Texas Instruments Inc 4.6% 08 Feb 2027 (CUSIP:882508CE2)	45,000.00		4.62%	0.00	132.25	0.00	132.25
Toyota Motor Credit Corp 3.65% 18 Aug 2025 (CUSIP:89236TKF1)	30,000.00	02/18/24 02/20/24	3.73%	495.79	91.25	547.50	39.54
Toyota Motor Credit Corp 5% 14 Aug 2026 (CUSIP:89236TKX2)	35,000.00	02/14/24 02/14/24	5.00%	811.81	145.83	875.00	82.64
Truist Financial Corp 2.5% 01 Aug 2024 (CUSIP:05531FBH5)	65,000.00	02/01/24 02/01/24	2.54%	812.50	135.42	812.50	135.42
Walmart Inc 3.9% 09 Sep 2025 (CUSIP:931142EW9)	35,000.00		3.96%	538.42	113.75	0.00	652.17
Walmart Inc 4% 15 Apr 2026 (CUSIP:931142FA6)	20,000.00		4.06%	235.56	66.66	0.00	302.22
Westpac Banking Corp 5.512% 17 Nov 2025 (CUSIP:961214FL2)	60,000.00		5.47%	679.81	275.60	0.00	955.41
Total US Credit				\$15,823.81	\$5,397.18	\$4,980.79	\$16,240.20
Total Fixed Income				\$65,583.81	\$29,345.69	\$34,006.79	\$60,922.71
Total Accrual				\$65,965.03	\$29,537.15	\$34,388.01	\$61,114.17

Information**IMPORTANT INFORMATION FOR ALL REGIONS BANK CUSTOMERS:**

WE ENCOURAGE YOU TO CONTACT YOUR TRUST ADVISOR OR RELATIONSHIP MANAGER IF YOUR FINANCIAL OBJECTIVES CHANGE OR IF YOU WANT TO DISCUSS THE INVESTMENT OBJECTIVES OF YOUR ACCOUNT. TRUST SERVICES ARE PROVIDED THROUGH REGIONS PRIVATE WEALTH MANAGEMENT OR INSTITUTIONAL SERVICES, A BUSINESS UNIT WITHIN REGIONS BANK. INVESTMENTS IN SECURITIES, INSURANCE AND ANNUITY PRODUCTS: ARE NOT FDIC INSURED, ARE NOT A DEPOSIT, ARE NOT BANK GUARANTEED, ARE NOT INSURED BY ANY FEDERAL GOVERNMENT AGENCY, MAY GO DOWN IN VALUE, AND ARE NOT A CONDITION OF ANY BANKING ACTIVITY.

INVESTMENT PRODUCTS AND FEES/REVENUE-SHARING DISCLOSURES

REGIONS PRIVATE WEALTH MANAGEMENT OR INSTITUTIONAL SERVICES MAY INVEST IN INVESTMENT PRODUCTS NOT AFFILIATED WITH REGIONS BANK OR ITS AFFILIATES. REGIONS BANK MAY RECEIVE 12B-1 FEES AND/OR ANNUAL REVENUE SHARING FEES FROM THE USE OF THESE INVESTMENT PRODUCTS IN ITS CUSTOMERS' ACCOUNTS. THE 12B-1 FEES RECEIVED BY REGIONS BANK VARY BY INVESTMENT PRODUCT AND IN NO CIRCUMSTANCES EXCEED .50% OF THE AVERAGE DAILY NET ASSETS INVESTED IN ANY PRODUCT; IN MOST CIRCUMSTANCES THE FEE IS .25% OR LESS. ANNUAL REVENUE SHARING FEES OF UP TO .15% OF THE MARKET VALUE OF THE ASSETS INVESTED IN CERTAIN MONEY MARKET MUTUAL FUNDS ARE PAID DIRECTLY TO REGIONS BANK FROM THE INVESTMENT PROVIDER. IN THE EVENT AN ACCOUNT HAS BEEN TERMINATED AND FORMALLY CLOSED, AN ADMINISTRATIVE FEE OF UP TO \$50 FOR PROCESSING EACH CLASS ACTION SETTLEMENT PAYMENT OR ANY OTHER CASH RECEIPT WILL BE CHARGED.

MARKET VALUES AND ESTIMATED INCOME FIGURES ARE NOT GUARANTEED BUT DO COME FROM RELIABLE SOURCES.

FOR SECURITIES TRADED ON A MAJOR EXCHANGE, MARKET VALUES ARE PRICED AS OF THE STATEMENT DATE AS PROVIDED BY VARIOUS PRICING SERVICES. THE METHOD AND FREQUENCY OF PRICING ASSETS NOT TRADED ON MAJOR EXCHANGES VARIES DEPENDING ON THE TYPE OF ASSETS; THEREFORE, THE PRICE SHOWN ON YOUR STATEMENT MAY NOT BE A CURRENT VALUE AS OF THE STATEMENT DATE. WE CANNOT GUARANTEE THEIR ACCURACY OR THAT THE ASSETS CAN BE BOUGHT OR SOLD FOR THESE PRICES. FOR MORE DETAILED INFORMATION REGARDING FEES, PLEASE CONSULT THE FUND PROSPECTUS OR CONTACT YOUR TRUST ADVISOR OR RELATIONSHIP MANAGER.

IMPORTANT INFORMATION FOR RETIREMENT SERVICES ACCOUNTS:

REGIONS MAY RECEIVE 12B-1, SHAREHOLDER SERVICE FEES AND/OR SUB-TRANSFER AGENT FEES FROM THE FUNDS OF UP TO .75% OF THE MARKET VALUE OF PLAN ASSETS INVESTED IN THE FUND PAYING SUCH FEES. REGIONS MAY RECEIVE A FINDER'S FEE IN AN AMOUNT UP TO 1.00% OF THE VALUE OF NEW PURCHASES IN A FUND WHERE THE PLAN'S INVESTMENT IN THE FUND EXCEEDS A SPECIFIC DOLLAR AMOUNT DETERMINED BY THE FUND FAMILY. REGIONS MAY RECEIVE AN ANNUAL REVENUE SHARING FEE FROM THE FUND DISTRIBUTOR OF UP TO .15% OF THE MARKET VALUE OF PLAN ASSETS INVESTED IN THE FUND. PERCENTAGES DESCRIBE FEES THAT ARE CALCULATED AS AN ANNUAL PERCENTAGE OF THE ASSETS INVESTED BY REGIONS CLIENTS IN THE PARTICULAR FUND OR FUND FAMILY. 12B-1, SUB-TRANSFER AGENT AND SHAREHOLDER SERVICE FEES ARE PAID OUT OF THE ASSETS OF THE MUTUAL FUNDS; REVENUE SHARING AND FINDERS FEES ARE NOT CHARGED AGAINST MUTUAL FUND ASSETS.

REGIONS TRUST CASH SWEEP (RTCS) DISCLOSURE

UNLESS YOU HAVE INSTRUCTED US TO USE A THIRD-PARTY SHORT TERM INVESTMENT VEHICLE TO HOLD CASH IN THE ACCOUNT, WE USE ONE OF THE REGIONS TRUST CASH SWEEP FUNDS ("RTCS") TO ENSURE THAT ALL CASH IN THE ACCOUNT IS INVESTED DAILY. AS INVESTMENTS IN THE ACCOUNT GENERATE CASH, THIS CASH IS AUTOMATICALLY SWEEPED INTO RTCS EACH DAY WHERE THE CASH EARNS INTEREST RATHER THAN SITTING IDLE BEFORE BEING DISTRIBUTED OR REINVESTED. EACH RTCS FUND PAYS INTEREST IN ACCORDANCE WITH THE DISCLOSURE PROVIDED

Information (continued)

TO YOU AT THE TIME THE FUND WAS SELECTED. THE INVESTMENT OBJECTIVE OF RTCS IS TO PRODUCE CURRENT INCOME WITH LIQUIDITY AND STABLE PRINCIPAL. RTCS IS AN FDIC-INSURED DEPOSIT IN REGIONS BANK. BALANCES IN EXCESS OF THE STANDARD MAXIMUM INSURED AMOUNT (GENERALLY \$250,000) MAY OR MAY NOT BE COLLATERALIZED BY MARKETABLE SECURITIES SEGREGATED BY REGIONS BANK FOR PURPOSES OF SECURING THESE DEPOSITS, DEPENDING UPON THE PARTICULAR RTCS FUND SELECTED. THERE ARE NO SEPARATE MANAGEMENT FEES ASSOCIATED WITH RTCS. THE ACCOUNT FEES BASED ON THE TOTAL MARKET VALUE OF THE ACCOUNT WILL INCLUDE THE RTCS ASSETS IN THE CALCULATION. AS BANKING PRODUCTS CHANGE, REGIONS BANK MAY CHANGE THE TYPE OF DEPOSIT OR ACCOUNT WE USE FOR THE RTCS. WE WILL NOTIFY YOU IF ANY CHANGE IS A MATERIAL CHANGE.

IMPORTANT INFORMATION FOR RESPONSIBLE PLAN FIDUCIARIES, RETIREMENT PLAN SPONSORS, IRA OWNERS AND INVESTMENT MANAGERS

IF YOU ARE A RESPONSIBLE PLAN FIDUCIARY, A RETIREMENT PLAN SPONSOR, AN IRA OWNER, OR AN INVESTMENT MANAGER, AND YOU HAVE ALREADY AUTHORIZED THE USE OF REGIONS BANK AS A DEPOSITORY FOR UNINVESTED CASH, THEN IT IS NOT NECESSARY TO TAKE ADDITIONAL ACTION TO APPROVE THE USE OF THE RTCS TO HOLD CASH IN THE RETIREMENT PLAN OR IRA TRUST. HOWEVER, IF YOU DO NOT APPROVE OF THE USE OF THE RTCS, YOU MUST CONTACT YOUR RELATIONSHIP MANAGER OR TRUST ADVISOR TO DESIGNATE ANOTHER SHORT TERM INVESTMENT VEHICLE TO HOLD CASH IN THE ACCOUNT.

COST BASIS REPORTING REQUIREMENTS BEGINNING JANUARY 1, 2011, FOR AGENCY AND CUSTODY ACCOUNTS

THE EMERGENCY ECONOMIC STABILIZATION ACT OF 2008 MANDATED TAX REPORTING CHANGES THAT REQUIRE FINANCIAL INSTITUTIONS TO REPORT THE ADJUSTED COST BASIS OF CERTAIN SOLD SECURITIES, INCLUDING WHETHER THE GAIN OR LOSS IS SHORT OR LONG-TERM, TO THE IRS AND TO CUSTOMERS ON FORM 1099-B.

COVERED VS. NON-COVERED SECURITIES

THE CHANGES ARE BEING ROLLED OUT IN PHASES AS INDICATED BELOW. COVERED SECURITIES ARE THOSE ACQUIRED ON OR AFTER THE DATES SPECIFIED IN THE LEGISLATION. COST BASIS FOR THESE SECURITIES MUST BE REPORTED BY FINANCIAL INSTITUTIONS. SECURITIES ACQUIRED BEFORE THESE DATES ARE NON-COVERED AND FINANCIAL INSTITUTIONS ARE NOT REQUIRED TO REPORT THE COST BASIS. TAXPAYERS ARE RESPONSIBLE FOR ACCURATELY REPORTING COST BASIS ON COVERED AND NON-COVERED SECURITIES TO THE IRS ON THEIR TAX RETURNS.

EQUITIES.....ACQUIRED ON OR AFTER JAN. 1, 2011
 MUTUAL FUNDS, DIVIDEND REINVESTMENT PLANS (DRIPS) AND MOST ETFS.....ACQUIRED ON OR AFTER JAN. 1, 2012
 SIMPLE DEBT INSTRUMENTS AND OPTIONS.....ACQUIRED ON OR AFTER JAN. 1, 2014
 DEBT INSTRUMENTS WITH COMPLEX FEATURES.....ACQUIRED ON OR AFTER JAN. 1, 2016

TAX LOT SELECTION METHOD

THE IRS REQUIRES THE USE OF A DEFAULT COST BASIS METHOD FOR CALCULATING GAINS AND LOSSES UNLESS A CLIENT OR ADVISOR ACTING ON THE CLIENT'S BEHALF CHOOSES ANOTHER METHOD. FOR EQUITIES, THE IRS DEFAULT SELECTION METHOD IS FIRST IN, FIRST OUT (FIFO). HOWEVER, PRIOR TO OCTOBER 1, 2017, REGIONS' DEFAULT SELECTION METHOD WAS LONG TERM, HIGH COST UNLESS THE CLIENT REQUESTED A DIFFERENT DEFAULT METHOD. EFFECTIVE OCTOBER 1, 2017, REGIONS' DEFAULT SELECTION METHOD IS MINIMIZE GAIN UNLESS THE CLIENT DIRECTS OTHERWISE. IF A CLIENT DESIRES A DIFFERENT DEFAULT SELECTION METHOD THAN MINIMIZE GAIN, THE CLIENT SHOULD CONTACT

Information (continued)

THEIR TRUST ADVISOR. CLIENTS CAN CHANGE THE DEFAULT SELECTION METHOD OR OVERRIDE IT FOR A SPECIFIC TRADE. AN ALTERNATE DEFAULT SELECTION METHOD MUST BE SPECIFIED EITHER AT THE TIME OF THE TRADE OR THROUGH A STANDING ORDER; HOWEVER, ONCE THE TRADE SETTLES, THE METHOD USED WILL BE FINAL AND CANNOT BE CHANGED.

FORM 1099-B

FINANCIAL INSTITUTIONS ARE REQUIRED TO INCLUDE COST BASIS, ACQUISITION DATE, WASH SALE DISALLOWED LOSS, AND HOLDING PERIOD INFORMATION FOR COVERED SECURITIES ON FORM 1099-B.

TRADE REQUESTS

REGIONS WEALTH MANAGEMENT PERFORMS TRADE REQUESTS AS AN ACCOMMODATION ONLY. REGIONS WEALTH MANAGEMENT ALLOWS THE USE OF ELECTRONIC COMMUNICATION (I.E., FAX OR EMAIL OR VOICEMAIL) BY ANY CUSTOMER TO REQUEST, AUTHORIZE OR EFFECT THE PURCHASE OR SALE OF SECURITIES. WE DO NOT GUARANTEE THAT ANY SUCH REQUEST WILL BE TIMELY PROCESSED. REGIONS WEALTH MANAGEMENT SHALL NOT BE RESPONSIBLE FOR CARRYING OUT SUCH ORAL OR WRITTEN (INCLUDING ELECTRONIC) INSTRUCTIONS UNTIL WE HAVE ACKNOWLEDGED RECEIPT OF SUCH INSTRUCTIONS.

ANNUAL NOTICE OF FEDERAL WITHHOLDING TAX ON PERIODIC PAYMENTS

IT IS NOT NECESSARY TO CONTACT REGIONS IF YOU DO NOT WISH TO MAKE A CHANGE IN THE AMOUNT CURRENTLY BEING WITHHELD. IF FEDERAL INCOME TAXES HAVE BEEN WITHHELD FROM THE PENSION PAYMENTS YOU ARE RECEIVING AND IF YOU DO NOT WISH TO HAVE TAXES WITHHELD, YOU SHOULD COMPLETE AN IRS FORM W-4P AND SUBMIT IT TO YOUR ACCOUNT RELATIONSHIP MANAGER. HOWEVER, IF YOU ELECT NOT TO HAVE WITHHOLDING APPLY TO YOUR PENSION PAYMENTS, OR IF YOU DO NOT HAVE ENOUGH FEDERAL INCOME TAX WITHHELD FROM YOUR PENSION PAYMENTS, YOU MAY BE RESPONSIBLE FOR PAYMENT OF ESTIMATED TAX. YOU MAY INCUR PENALTIES UNDER THE ESTIMATED TAX RULES IF YOUR WITHHOLDING AND ESTIMATED TAX PAYMENTS ARE NOT SUFFICIENT. IF FEDERAL INCOME TAXES ARE NOT BEING WITHHELD FROM YOUR PENSION PAYMENTS BECAUSE YOU HAVE ELECTED NOT TO HAVE WITHHOLDING APPLY AND IF YOU WISH TO REVOKE THAT ELECTION AND HAVE FEDERAL INCOME TAXES WITHHELD FROM YOUR PENSION PAYMENTS, YOU SHOULD COMPLETE AN IRS FORM W-4P AND SUBMIT TO YOUR RELATIONSHIP MANAGER. THESE FORMS MAY BE OBTAINED FROM THE INTERNAL REVENUE SERVICE WEBSITE, IRS.GOV (SELECT THE MORE FORMS AND PUBLICATIONS TAB AND FOLLOW THE INSTRUCTIONS TO FORM W-4P), OR BY CALLING THE IRS AT 1-800-829-1040. YOU MAY ALSO CONTACT YOUR ACCOUNT RELATIONSHIP MANAGER AND THEY WILL MAIL YOU THE FORM. IF YOU WISH TO CHANGE PREVIOUS ELECTION, PLEASE COMPLETE AND MAIL TO YOUR ACCOUNT RELATIONSHIP MANAGER. YOU SHOULD INDICATE ON FORM W-4P YOUR NAME, SOCIAL SECURITY NUMBER AND THE COMPANY FROM WHICH YOU ARE RETIRED, AS WELL AS YOUR WITHHOLDING ELECTION.

NOTICE OF LIMITATIONS PERIOD FOR BREACH OF TRUST ACTIONS

THIS NOTICE, AS WELL AS ANY EARLIER OR OTHER COMMUNICATION CONTAINING SUCH INFORMATION, SERVES TO ALERT PERSONS OR ENTITIES WITH AN INTEREST IN THIS ACCOUNT THAT (i) IN MANY STATES, INCLUDING THOSE LISTED BELOW, STATUTES OF LIMITATIONS PROVIDE THAT A BENEFICIARY OF A TRUST MAY NOT COMMENCE A PROCEEDING AGAINST A TRUSTEE FOR BREACH OF TRUST MORE THAN A CERTAIN PERIOD AFTER THE DATE THAT THE BENEFICIARY OR REPRESENTATIVE OF THE BENEFICIARY WAS SENT A REPORT* DISCLOSING ADEQUATE INFORMATION TO ALERT THE BENEFICIARY OR REPRESENTATIVE OF THE EXISTENCE OF A POTENTIAL CLAIM FOR BREACH OF TRUST; (ii) THIS STATEMENT IS A REPORT WITHIN THE MEANING OF SUCH STATUTES AS TO ALL INFORMATION CONTAINED HEREIN, INCLUDING, WITHOUT LIMITATION, THE COMPENSATION RECEIVED BY REGIONS BANK AND ITS AFFILIATES, INVESTMENTS MADE, HELD OR DISPOSED OF AND DISBURSEMENTS AND DISTRIBUTIONS MADE ON BEHALF OF THIS ACCOUNT; AND (iii) ANY PERSON OBJECTING TO ANY MATTER DISCLOSED IN THIS STATEMENT MAY BE

Information (continued)

REQUIRED BY SUCH STATUTES TO COMMENCE A PROCEEDING AGAINST REGIONS BANK WITHIN THE TIME ALLOWED BY LAW IN ORDER TO PRESERVE HIS, HER OR ITS RIGHTS TO BRING LEGAL ACTION RELATING TO SUCH OBJECTION. AN ACTION FOR BREACH OF TRUST BASED ON MATTERS DISCLOSED IN A TRUST ACCOUNTING OR OTHER WRITTEN REPORT OF THE TRUSTEE MAY BE SUBJECT TO A SPECIFIC STATUTE OF LIMITATIONS FROM THE SENDING OR RECEIPT OF THE TRUST ACCOUNTING OR OTHER WRITTEN REPORT, BASED ON THE PARTICULARS OF THE STATE STATUTE. ALSO, IN CERTAIN STATES (MARKED BELOW WITH [*]), THE EFFECT OF TRIGGERING THE STATUTE OF LIMITATIONS MAY POSSIBLY APPLY ONLY TO A STATEMENT OR REPORT THAT IS FINAL OR AT THE TERMINATION OF THE TRUST OR BENEFICIARY RELATIONSHIP. IN A STATE MARKED BELOW WITH [**], THE STATUTE OF LIMITATIONS MAY VARY, ACCORDING TO THE DATE THE TRUSTEESHIP WAS ACCEPTED OR THE DATE THE TRUST BECAME IRREVOCABLE. PLEASE NOTE THAT THE TIME ALLOWED FOR COMMENCING A PROCEEDING CONSISTS OF THE FOLLOWING PERIOD UNDER APPLICABLE STATE LAW: 6 MONTHS (FL); 1 YEAR (AR, MS, MO, SC, TN, IA, KY); 2 YEARS (AL, IL**, GA, LA); 3 YEARS (IL**, IN*); 4 YEARS (TX); 5 YEARS (NC*). ADDITIONALLY, ACCOUNTS FOR WHICH REGIONS SERVES AS AGENT FOR AN INDIVIDUAL OR ENTITY AS PRINCIPAL, WHETHER THE PRINCIPAL SERVES IN AN INDIVIDUAL OR FIDUCIARY CAPACITY, LIKEWISE ARE SUBJECT TO APPLICABLE STATUTES OF LIMITATION. THIS STATEMENT, AS WELL AS ANY EARLIER OR OTHER COMMUNICATION CONTAINING SUCH INFORMATION, IS NOTICE AS TO ALL INFORMATION CONTAINED HEREIN, AND THE PRINCIPAL MAY BE REQUIRED BY SUCH STATUTES TO COMMENCE A PROCEEDING AGAINST REGIONS BANK WITHIN THE TIME ALLOWED BY LAW IN ORDER TO PRESERVE HIS, HER OR ITS RIGHTS TO BRING LEGAL ACTION RELATING TO ANY MATTER DISCLOSED IN THIS STATEMENT. THIS NOTICE IS FOR INFORMATIONAL PURPOSES ONLY AND IS NOT LEGAL ADVICE; PLEASE CONSULT YOUR ATTORNEY REGARDING ANY QUESTIONS ABOUT WHICH STATE LAW IS APPLICABLE AND ITS EFFECT.

S&P FIXED INCOME ASSET RATINGS:

REGARDING ANY PRESENTATION OF ASSET RATING INFORMATION PROVIDED BY STANDARD & POORS WITHIN THIS DOCUMENT, ALL INFORMATION IS COPYRIGHT © 2022, S&P GLOBAL MARKET INTELLIGENCE (AND ITS AFFILIATES AS APPLICABLE). REPRODUCTION OF ANY INFORMATION, OPINIONS, VIEWS, DATA OR MATERIAL, INCLUDING RATINGS (“CONTENT”) IN ANY FORM IS PROHIBITED EXCEPT WITH THE PRIOR WRITTEN PERMISSION OF THE RELEVANT PARTY. SUCH PARTY, ITS AFFILIATES AND SUPPLIERS (“CONTENT PROVIDERS”) DO NOT GUARANTEE THE ACCURACY, ADEQUACY, COMPLETENESS, TIMELINESS OR AVAILABILITY OF ANY CONTENT AND ARE NOT RESPONSIBLE FOR ANY ERRORS OR OMISSIONS (NEGLIGENT OR OTHERWISE), REGARDLESS OF THE CAUSE, OR FOR THE RESULTS OBTAINED FROM THE USE OF SUCH CONTENT. IN NO EVENT SHALL CONTENT PROVIDERS BE LIABLE FOR ANY DAMAGES, COSTS, EXPENSES, LEGAL FEES, OR LOSSES (INCLUDING LOST INCOME OR LOST PROFIT AND OPPORTUNITY COSTS) IN CONNECTION WITH ANY USE OF THE CONTENT. A REFERENCE TO A PARTICULAR INVESTMENT OR SECURITY, A RATING OR ANY OBSERVATION CONCERNING AN INVESTMENT THAT IS PART OF THE CONTENT IS NOT A RECOMMENDATION TO BUY, SELL OR HOLD SUCH INVESTMENT OR SECURITY, DOES NOT ADDRESS THE SUITABILITY OF AN INVESTMENT OR SECURITY AND SHOULD NOT BE RELIED ON AS INVESTMENT ADVICE. CREDIT RATINGS ARE STATEMENTS OF OPINIONS AND ARE NOT STATEMENTS OF FACT.

PERFORMANCE:

PERFORMANCE INFORMATION IS PROVIDED FOR THE SOLE USE OF THE INDIVIDUAL(S) IT IS PRESENTED TO. PERFORMANCE RESULTS CONTAINED IN THIS STATEMENT REFLECTS TRADING IN YOUR ACCOUNT(S) AND IS FOR INFORMATIONAL PURPOSES ONLY. RETURNS ARE CALCULATED USING A THIRD-PARTY VENDOR, SEI. PERFORMANCE INFORMATION MAY NOT REFLECT PERFORMANCE OF ALL ASSETS REFLECTED ON THIS STATEMENT AS SOME ASSETS MAY NOT BE SUBJECT TO OUR DISCRETIONARY AUTHORITY REGARDING INVESTMENT DECISIONS AND MAY BE EXCLUDED FROM THE INVESTMENT PERFORMANCE CALCULATIONS. FACTORS IMPACTING THE RETURNS INCLUDE INDIVIDUAL CLIENT RISK TOLERANCE,

Information (continued)

RESTRICTIONS A CLIENT MAY PLACE ON THE ACCOUNT, INVESTMENT OBJECTIVES, CHOICE OF BROKER/DEALER OR CUSTODIANS, AS WELL AS OTHER FACTORS. YOUR ACCOUNT(S) PERFORMANCE MAY DIFFER FROM THAT OF OTHER CLIENTS DUE TO, AMONG OTHER THINGS, COMMISSION, TIMING OF ORDER ENTRY, OR THE MANNER IN WHICH THE TRADES WERE EXECUTED. THE INFORMATION PRESENTED HAS BEEN OBTAINED FROM SOURCES BELIEVED TO BE ACCURATE AND RELIABLE. REGIONS CANNOT GUARANTEE THE ACCURACY OR COMPLETENESS OF SUCH INFORMATION AND ASSUMES NO LIABILITY FOR DAMAGES RESULTING FROM OR ARISING OUT OF THE USE OF SUCH INFORMATION. FOR PRIVATE WEALTH AND INSTITUTIONAL SERVICES ACCOUNTS PERFORMANCE IS PRESENTED AS NET OF FEES PERFORMANCE, THEREBY FEES (AND TRADING COMMISSIONS) ARE REFLECTED IN THE DATA. THE FEE SCHEDULE IS DESCRIBED IN YOUR INVESTMENT MANAGEMENT CONTRACT.

PAST PERFORMANCE IS NOT INDICATIVE OF FUTURE RETURNS. CURRENT PERFORMANCE MAY BE LOWER OR HIGHER THAN THE PERFORMANCE DATA PRESENTED. THE INVESTMENT RETURN AND PRINCIPAL VALUE OF AN INVESTMENT WILL FLUCTUATE SO THAT, WHEN REDEEMED, IT MAY BE WORTH MORE OR LESS THAN THE ORIGINAL VALUE. IT SHOULD NOT BE ASSUMED THAT RECOMMENDATIONS MADE IN THE FUTURE WILL BE PROFITABLE OR WILL EQUAL THE PERFORMANCE OF THE SECURITIES PRESENTED HEREIN. SECURITIES ARE NOT FDIC INSURANCE, HAVE NO BANK GUARANTEE, AND MAY LOSE VALUE.

TRADE ERROR CORRECTION:

FROM TIME TO TIME ERRORS MAY OCCUR IN THE EXECUTION OF TRADES FOR YOUR ACCOUNT. WHEN RESPONSIBLE FOR SUCH AN ERROR, REGIONS WILL NOTIFY YOU AND WILL CORRECT ANY ERROR AS SOON AS ADMINISTRATIVELY FEASIBLE BY ADDRESSING ANY LOSSES AND PUTTING YOUR ACCOUNT INTO THE SAME POSITION AS IF THE ERROR HAD NOT OCCURRED. WHERE ADMINISTRATIVELY FEASIBLE, ANY GAINS RESULTING FROM THE ERROR MAY BE RETAINED IN YOUR ACCOUNT. TRADING ERRORS WILL NOT OTHERWISE BE REFLECTED IN YOUR STATEMENT IF CORRECTED WITHIN 30 DAYS OR WITHIN THE SAME MONTHLY STATEMENT CYCLE.

Information (continued)

This page intentionally left blank.

Account Statement

February 1, 2024 - February 29, 2024

DORAL GO BOND SERIES 2021 CUSTODY



Your Relationship Team

Relationship Consultant: JANET H RICARDO 904 565 7973 janet.ricardo@regions.com

Accounts Included In This Statement

██████████ DORAL GO BOND SERIES 2021 CUSTODY

ELIZA RASSI
8401 NW 53RD TERRACE
DORAL, FL 33166
United States

This page intentionally left blank.

Table of Contents

Schedules	Page
Balance Sheet.....	5
Overview of Your Account.....	6
Portfolio Analysis.....	7
Portfolio Holdings.....	8
Purchases.....	9
Realized Gains and Losses.....	10
Contributions and Receipts.....	11
Distributions and Disbursements.....	12
Fees and Expenses.....	13
Income Received.....	14
Other Income and Capital Gain Distributions.....	15
Security Transactions.....	16
Income Accrual.....	17
Information.....	18

This page intentionally left blank.

Balance Sheet on February 29, 2024

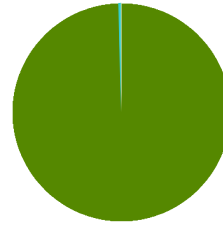
	As of January 31, 2024		As of February 29, 2024		% of Account
	Market Value	Cost Basis	Market Value	Cost Basis	
Cash and Equivalents					
Cash Equivalents	413,827.83	413,827.83	415,663.58	415,663.58	99.59%
Accrued Income	1,835.75	1,835.75	1,719.14	1,719.14	0.41%
Total Cash and Equivalents	\$415,663.58	\$415,663.58	\$417,382.72	\$417,382.72	100.00%
	\$415,663.58	\$415,663.58	\$417,382.72	\$417,382.72	100.00%

Overview of Your Account - [REDACTED] DORAL GO BOND SERIES 2021 CUSTODY

Investment Objective Directed Retention of Assets

Asset allocation on February 29, 2024

	Market value (\$)	Percent
■ Cash Equivalents	415,663.58	100%
■ Accrued Income	1,719.14	0%
Total of your account	\$417,382.72	100%



Only the top 8 holding sectors are represented.

Activity Summary

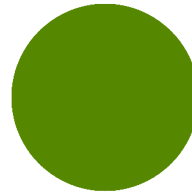
	This Period	Year to Date
Beginning Market Value	415,663.58	408,415.71
Contributions/Receipts	0.00	0.00
Distributions/Disbursements	0.00	0.00
Fees/Expenses	0.00	0.00
Dividends	1,835.75	11,126.21
Interest	0.00	0.00
Other Income/Capital Gain Distributions	0.00	0.00
Security Transactions	0.00	0.00
Realized Gain/Loss	0.00	0.00
Net Interest Bought & Sold	0.00	0.00
Change in Accrual	-116.61	-2,159.20
Cost Adjustments	0.00	0.00
Net Change in Unrealized Gain/Loss	0.00	0.00
Market Value on Feb 29, 2024	\$417,382.72	\$417,382.72

Portfolio Analysis - [REDACTED] DORAL GO BOND SERIES 2021 CUSTODY

Geographic Concentration

	Market Value (\$)	Percent
■ US	417,382.72	100%
Total of Your Portfolio	\$417,382.72	100%

The data in the quadrant above represents the concentration of assets in your portfolio by geographic region. Source: Bloomberg, Extel, ICE

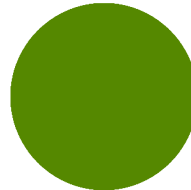


Portfolio Holdings on February 29, 2024

	Number of shares	Share price	Market Value	Accrued Income	Cost Basis / Unrealized G/L	Est. Ann. Inc. /Yield at Market	% of Account
Cash and Equivalents							
<i>Cash Equivalents</i>							
Fidelity Government Portfolio (CUSIP:316175108)	415,663.58	1.00	415,663.58	1,719.14	415,663.58 0.00	22,134.09 5.33%	99.59%
Total Cash Equivalents			\$415,663.58	\$1,719.14	\$415,663.58 \$0.00	\$22,134.09 5.33%	99.59%
<i>Accrued Income</i>							
Ending Accrual	0.00	1.00	1,719.14	0.00	1,719.14 0.00	0.00	0.41%
Total Accrued Income			\$1,719.14	\$0.00	\$1,719.14 \$0.00	\$0.00	0.41%
Total Cash and Equivalents			\$417,382.72	\$1,719.14	\$417,382.72 \$0.00	\$22,134.09 5.30%	100.00%

Purchases
Summary

	Cost	Percent
Cash Equivalents	1,835.75	100%
Total of your portfolio	\$1,835.75	100%


Details

Trade date	Transaction description	Principal amount	Income amount	Cost	Accrued income
	DORAL GO BOND SERIES 2021 CUSTODY				
	Cash Sweep Activity				
	<i>Cash and Equivalents</i>				
	<i>Cash Equivalents</i>				
February 29, 2024	Sweep purchases totaling 1,835.75 units of Fidelity	-1,835.75		1,835.75	
February 29, 2024	Government Portfolio for DORAL GO BOND SERIES 2021 CUSTODY - Capital (1 Transactions), CUSIP 316175108				
Total Cash Equivalents		-\$1,835.75	\$0.00	\$1,835.75	\$0.00
Total Cash and Equivalents		-\$1,835.75	\$0.00	\$1,835.75	\$0.00
Total Cash Sweep Activity		-\$1,835.75	\$0.00	\$1,835.75	\$0.00
Total	DORAL GO BOND SERIES 2021 CUSTODY	-\$1,835.75	\$0.00	\$1,835.75	\$0.00

Realized Gains and Losses

No activity this period.

Contributions and Receipts

No transactions this period.

Distributions and Disbursements

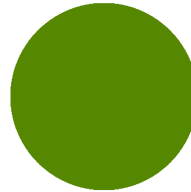
No transactions this period.

Fees and Expenses

No transactions this period.

Income Received
Summary

	Amount	Percent
■ Cash Equivalents	1,835.75	100%
Total of your portfolio	\$1,835.75	100%


Details

Trade Date	Settlement Date	Transaction Description	Principal amount	Income amount
		DORAL GO BOND SERIES 2021 CUSTODY		
Income Received				
<i>Dividends</i>				
<i>Cash and Equivalents</i>				
<i>Cash Equivalents</i>				
February 1, 2024		Daily Rate Income on Fidelity Government Portfolio For Period of 01/01/24 to 01/31/24 Due on		1,835.75
February 1, 2024		02/01/24, CUSIP 316175108		
Total Cash Equivalents			\$0.00	\$1,835.75
Total Cash and Equivalents			\$0.00	\$1,835.75
Total Dividends			\$0.00	\$1,835.75
Total Income Received			\$0.00	\$1,835.75
Total		DORAL GO BOND SERIES 2021 CUSTODY	\$0.00	\$1,835.75

Other Income and Capital Gain Distributions

No transactions this period.

Security Transactions

No transactions this period.

Income Accrual on February 29, 2024

	Number of shares	Ex date Pay date	Annual rate	Beginning Accrual	Income Earned	Income Received	Ending Accrual
Cash and Equivalents							
<i>Cash Equivalents</i>							
Fidelity Government Portfolio (CUSIP:316175108)	415,663.58		5.33%	1,835.75	1,719.14	1,835.75	1,719.14
Total Cash Equivalents				\$1,835.75	\$1,719.14	\$1,835.75	\$1,719.14
<i>Accrued Income</i>							
Ending Accrual (Firm Defined Security ID:TOTALACCR)	0.00			0.00	0.00	0.00	0.00
Total Accrued Income				\$0.00	\$0.00	\$0.00	\$0.00
Total Cash and Equivalents				\$1,835.75	\$1,719.14	\$1,835.75	\$1,719.14
Total Accrual				\$1,835.75	\$1,719.14	\$1,835.75	\$1,719.14

Information**IMPORTANT INFORMATION FOR ALL REGIONS BANK CUSTOMERS:**

WE ENCOURAGE YOU TO CONTACT YOUR TRUST ADVISOR OR RELATIONSHIP MANAGER IF YOUR FINANCIAL OBJECTIVES CHANGE OR IF YOU WANT TO DISCUSS THE INVESTMENT OBJECTIVES OF YOUR ACCOUNT. TRUST SERVICES ARE PROVIDED THROUGH REGIONS PRIVATE WEALTH MANAGEMENT OR INSTITUTIONAL SERVICES, A BUSINESS UNIT WITHIN REGIONS BANK. INVESTMENTS IN SECURITIES, INSURANCE AND ANNUITY PRODUCTS: ARE NOT FDIC INSURED, ARE NOT A DEPOSIT, ARE NOT BANK GUARANTEED, ARE NOT INSURED BY ANY FEDERAL GOVERNMENT AGENCY, MAY GO DOWN IN VALUE, AND ARE NOT A CONDITION OF ANY BANKING ACTIVITY.

INVESTMENT PRODUCTS AND FEES/REVENUE-SHARING DISCLOSURES

REGIONS PRIVATE WEALTH MANAGEMENT OR INSTITUTIONAL SERVICES MAY INVEST IN INVESTMENT PRODUCTS NOT AFFILIATED WITH REGIONS BANK OR ITS AFFILIATES. REGIONS BANK MAY RECEIVE 12B-1 FEES AND/OR ANNUAL REVENUE SHARING FEES FROM THE USE OF THESE INVESTMENT PRODUCTS IN ITS CUSTOMERS' ACCOUNTS. THE 12B-1 FEES RECEIVED BY REGIONS BANK VARY BY INVESTMENT PRODUCT AND IN NO CIRCUMSTANCES EXCEED .50% OF THE AVERAGE DAILY NET ASSETS INVESTED IN ANY PRODUCT; IN MOST CIRCUMSTANCES THE FEE IS .25% OR LESS. ANNUAL REVENUE SHARING FEES OF UP TO .15% OF THE MARKET VALUE OF THE ASSETS INVESTED IN CERTAIN MONEY MARKET MUTUAL FUNDS ARE PAID DIRECTLY TO REGIONS BANK FROM THE INVESTMENT PROVIDER. IN THE EVENT AN ACCOUNT HAS BEEN TERMINATED AND FORMALLY CLOSED, AN ADMINISTRATIVE FEE OF UP TO \$50 FOR PROCESSING EACH CLASS ACTION SETTLEMENT PAYMENT OR ANY OTHER CASH RECEIPT WILL BE CHARGED.

MARKET VALUES AND ESTIMATED INCOME FIGURES ARE NOT GUARANTEED BUT DO COME FROM RELIABLE SOURCES.

FOR SECURITIES TRADED ON A MAJOR EXCHANGE, MARKET VALUES ARE PRICED AS OF THE STATEMENT DATE AS PROVIDED BY VARIOUS PRICING SERVICES. THE METHOD AND FREQUENCY OF PRICING ASSETS NOT TRADED ON MAJOR EXCHANGES VARIES DEPENDING ON THE TYPE OF ASSETS; THEREFORE, THE PRICE SHOWN ON YOUR STATEMENT MAY NOT BE A CURRENT VALUE AS OF THE STATEMENT DATE. WE CANNOT GUARANTEE THEIR ACCURACY OR THAT THE ASSETS CAN BE BOUGHT OR SOLD FOR THESE PRICES. FOR MORE DETAILED INFORMATION REGARDING FEES, PLEASE CONSULT THE FUND PROSPECTUS OR CONTACT YOUR TRUST ADVISOR OR RELATIONSHIP MANAGER.

IMPORTANT INFORMATION FOR RETIREMENT SERVICES ACCOUNTS:

REGIONS MAY RECEIVE 12B-1, SHAREHOLDER SERVICE FEES AND/OR SUB-TRANSFER AGENT FEES FROM THE FUNDS OF UP TO .75% OF THE MARKET VALUE OF PLAN ASSETS INVESTED IN THE FUND PAYING SUCH FEES. REGIONS MAY RECEIVE A FINDER'S FEE IN AN AMOUNT UP TO 1.00% OF THE VALUE OF NEW PURCHASES IN A FUND WHERE THE PLAN'S INVESTMENT IN THE FUND EXCEEDS A SPECIFIC DOLLAR AMOUNT DETERMINED BY THE FUND FAMILY. REGIONS MAY RECEIVE AN ANNUAL REVENUE SHARING FEE FROM THE FUND DISTRIBUTOR OF UP TO .15% OF THE MARKET VALUE OF PLAN ASSETS INVESTED IN THE FUND. PERCENTAGES DESCRIBE FEES THAT ARE CALCULATED AS AN ANNUAL PERCENTAGE OF THE ASSETS INVESTED BY REGIONS CLIENTS IN THE PARTICULAR FUND OR FUND FAMILY. 12B-1, SUB-TRANSFER AGENT AND SHAREHOLDER SERVICE FEES ARE PAID OUT OF THE ASSETS OF THE MUTUAL FUNDS; REVENUE SHARING AND FINDERS FEES ARE NOT CHARGED AGAINST MUTUAL FUND ASSETS.

REGIONS TRUST CASH SWEEP (RTCS) DISCLOSURE

UNLESS YOU HAVE INSTRUCTED US TO USE A THIRD-PARTY SHORT TERM INVESTMENT VEHICLE TO HOLD CASH IN THE ACCOUNT, WE USE ONE OF THE REGIONS TRUST CASH SWEEP FUNDS ("RTCS") TO ENSURE THAT ALL CASH IN THE ACCOUNT IS INVESTED DAILY. AS INVESTMENTS IN THE ACCOUNT GENERATE CASH, THIS CASH IS AUTOMATICALLY SWEEPED INTO RTCS EACH DAY WHERE THE CASH EARNS INTEREST RATHER THAN SITTING IDLE BEFORE BEING DISTRIBUTED OR REINVESTED. EACH RTCS FUND PAYS INTEREST IN ACCORDANCE WITH THE DISCLOSURE PROVIDED

Information (continued)

TO YOU AT THE TIME THE FUND WAS SELECTED. THE INVESTMENT OBJECTIVE OF RTCS IS TO PRODUCE CURRENT INCOME WITH LIQUIDITY AND STABLE PRINCIPAL. RTCS IS AN FDIC-INSURED DEPOSIT IN REGIONS BANK. BALANCES IN EXCESS OF THE STANDARD MAXIMUM INSURED AMOUNT (GENERALLY \$250,000) MAY OR MAY NOT BE COLLATERALIZED BY MARKETABLE SECURITIES SEGREGATED BY REGIONS BANK FOR PURPOSES OF SECURING THESE DEPOSITS, DEPENDING UPON THE PARTICULAR RTCS FUND SELECTED. THERE ARE NO SEPARATE MANAGEMENT FEES ASSOCIATED WITH RTCS. THE ACCOUNT FEES BASED ON THE TOTAL MARKET VALUE OF THE ACCOUNT WILL INCLUDE THE RTCS ASSETS IN THE CALCULATION. AS BANKING PRODUCTS CHANGE, REGIONS BANK MAY CHANGE THE TYPE OF DEPOSIT OR ACCOUNT WE USE FOR THE RTCS. WE WILL NOTIFY YOU IF ANY CHANGE IS A MATERIAL CHANGE.

IMPORTANT INFORMATION FOR RESPONSIBLE PLAN FIDUCIARIES, RETIREMENT PLAN SPONSORS, IRA OWNERS AND INVESTMENT MANAGERS

IF YOU ARE A RESPONSIBLE PLAN FIDUCIARY, A RETIREMENT PLAN SPONSOR, AN IRA OWNER, OR AN INVESTMENT MANAGER, AND YOU HAVE ALREADY AUTHORIZED THE USE OF REGIONS BANK AS A DEPOSITORY FOR UNINVESTED CASH, THEN IT IS NOT NECESSARY TO TAKE ADDITIONAL ACTION TO APPROVE THE USE OF THE RTCS TO HOLD CASH IN THE RETIREMENT PLAN OR IRA TRUST. HOWEVER, IF YOU DO NOT APPROVE OF THE USE OF THE RTCS, YOU MUST CONTACT YOUR RELATIONSHIP MANAGER OR TRUST ADVISOR TO DESIGNATE ANOTHER SHORT TERM INVESTMENT VEHICLE TO HOLD CASH IN THE ACCOUNT.

COST BASIS REPORTING REQUIREMENTS BEGINNING JANUARY 1, 2011, FOR AGENCY AND CUSTODY ACCOUNTS

THE EMERGENCY ECONOMIC STABILIZATION ACT OF 2008 MANDATED TAX REPORTING CHANGES THAT REQUIRE FINANCIAL INSTITUTIONS TO REPORT THE ADJUSTED COST BASIS OF CERTAIN SOLD SECURITIES, INCLUDING WHETHER THE GAIN OR LOSS IS SHORT OR LONG-TERM, TO THE IRS AND TO CUSTOMERS ON FORM 1099-B.

COVERED VS. NON-COVERED SECURITIES

THE CHANGES ARE BEING ROLLED OUT IN PHASES AS INDICATED BELOW. COVERED SECURITIES ARE THOSE ACQUIRED ON OR AFTER THE DATES SPECIFIED IN THE LEGISLATION. COST BASIS FOR THESE SECURITIES MUST BE REPORTED BY FINANCIAL INSTITUTIONS. SECURITIES ACQUIRED BEFORE THESE DATES ARE NON-COVERED AND FINANCIAL INSTITUTIONS ARE NOT REQUIRED TO REPORT THE COST BASIS. TAXPAYERS ARE RESPONSIBLE FOR ACCURATELY REPORTING COST BASIS ON COVERED AND NON-COVERED SECURITIES TO THE IRS ON THEIR TAX RETURNS.

EQUITIES.....	ACQUIRED ON OR AFTER JAN. 1, 2011
MUTUAL FUNDS, DIVIDEND REINVESTMENT PLANS (DRIPS) AND MOST ETFS.....	ACQUIRED ON OR AFTER JAN. 1, 2012
SIMPLE DEBT INSTRUMENTS AND OPTIONS.....	ACQUIRED ON OR AFTER JAN. 1, 2014
DEBT INSTRUMENTS WITH COMPLEX FEATURES.....	ACQUIRED ON OR AFTER JAN. 1, 2016

TAX LOT SELECTION METHOD

THE IRS REQUIRES THE USE OF A DEFAULT COST BASIS METHOD FOR CALCULATING GAINS AND LOSSES UNLESS A CLIENT OR ADVISOR ACTING ON THE CLIENT'S BEHALF CHOOSES ANOTHER METHOD. FOR EQUITIES, THE IRS DEFAULT SELECTION METHOD IS FIRST IN, FIRST OUT (FIFO). HOWEVER, PRIOR TO OCTOBER 1, 2017, REGIONS' DEFAULT SELECTION METHOD WAS LONG TERM, HIGH COST UNLESS THE CLIENT REQUESTED A DIFFERENT DEFAULT METHOD. EFFECTIVE OCTOBER 1, 2017, REGIONS' DEFAULT SELECTION METHOD IS MINIMIZE GAIN UNLESS THE CLIENT DIRECTS OTHERWISE. IF A CLIENT DESIRES A DIFFERENT DEFAULT SELECTION METHOD THAN MINIMIZE GAIN, THE CLIENT SHOULD CONTACT

Information (continued)

THEIR TRUST ADVISOR. CLIENTS CAN CHANGE THE DEFAULT SELECTION METHOD OR OVERRIDE IT FOR A SPECIFIC TRADE. AN ALTERNATE DEFAULT SELECTION METHOD MUST BE SPECIFIED EITHER AT THE TIME OF THE TRADE OR THROUGH A STANDING ORDER; HOWEVER, ONCE THE TRADE SETTLES, THE METHOD USED WILL BE FINAL AND CANNOT BE CHANGED.

FORM 1099-B

FINANCIAL INSTITUTIONS ARE REQUIRED TO INCLUDE COST BASIS, ACQUISITION DATE, WASH SALE DISALLOWED LOSS, AND HOLDING PERIOD INFORMATION FOR COVERED SECURITIES ON FORM 1099-B.

TRADE REQUESTS

REGIONS WEALTH MANAGEMENT PERFORMS TRADE REQUESTS AS AN ACCOMMODATION ONLY. REGIONS WEALTH MANAGEMENT ALLOWS THE USE OF ELECTRONIC COMMUNICATION (I.E., FAX OR EMAIL OR VOICEMAIL) BY ANY CUSTOMER TO REQUEST, AUTHORIZE OR EFFECT THE PURCHASE OR SALE OF SECURITIES. WE DO NOT GUARANTEE THAT ANY SUCH REQUEST WILL BE TIMELY PROCESSED. REGIONS WEALTH MANAGEMENT SHALL NOT BE RESPONSIBLE FOR CARRYING OUT SUCH ORAL OR WRITTEN (INCLUDING ELECTRONIC) INSTRUCTIONS UNTIL WE HAVE ACKNOWLEDGED RECEIPT OF SUCH INSTRUCTIONS.

ANNUAL NOTICE OF FEDERAL WITHHOLDING TAX ON PERIODIC PAYMENTS

IT IS NOT NECESSARY TO CONTACT REGIONS IF YOU DO NOT WISH TO MAKE A CHANGE IN THE AMOUNT CURRENTLY BEING WITHHELD. IF FEDERAL INCOME TAXES HAVE BEEN WITHHELD FROM THE PENSION PAYMENTS YOU ARE RECEIVING AND IF YOU DO NOT WISH TO HAVE TAXES WITHHELD, YOU SHOULD COMPLETE AN IRS FORM W-4P AND SUBMIT IT TO YOUR ACCOUNT RELATIONSHIP MANAGER. HOWEVER, IF YOU ELECT NOT TO HAVE WITHHOLDING APPLY TO YOUR PENSION PAYMENTS, OR IF YOU DO NOT HAVE ENOUGH FEDERAL INCOME TAX WITHHELD FROM YOUR PENSION PAYMENTS, YOU MAY BE RESPONSIBLE FOR PAYMENT OF ESTIMATED TAX. YOU MAY INCUR PENALTIES UNDER THE ESTIMATED TAX RULES IF YOUR WITHHOLDING AND ESTIMATED TAX PAYMENTS ARE NOT SUFFICIENT. IF FEDERAL INCOME TAXES ARE NOT BEING WITHHELD FROM YOUR PENSION PAYMENTS BECAUSE YOU HAVE ELECTED NOT TO HAVE WITHHOLDING APPLY AND IF YOU WISH TO REVOKE THAT ELECTION AND HAVE FEDERAL INCOME TAXES WITHHELD FROM YOUR PENSION PAYMENTS, YOU SHOULD COMPLETE AN IRS FORM W-4P AND SUBMIT TO YOUR RELATIONSHIP MANAGER. THESE FORMS MAY BE OBTAINED FROM THE INTERNAL REVENUE SERVICE WEBSITE, IRS.GOV (SELECT THE MORE FORMS AND PUBLICATIONS TAB AND FOLLOW THE INSTRUCTIONS TO FORM W-4P), OR BY CALLING THE IRS AT 1-800-829-1040. YOU MAY ALSO CONTACT YOUR ACCOUNT RELATIONSHIP MANAGER AND THEY WILL MAIL YOU THE FORM. IF YOU WISH TO CHANGE PREVIOUS ELECTION, PLEASE COMPLETE AND MAIL TO YOUR ACCOUNT RELATIONSHIP MANAGER. YOU SHOULD INDICATE ON FORM W-4P YOUR NAME, SOCIAL SECURITY NUMBER AND THE COMPANY FROM WHICH YOU ARE RETIRED, AS WELL AS YOUR WITHHOLDING ELECTION.

NOTICE OF LIMITATIONS PERIOD FOR BREACH OF TRUST ACTIONS

THIS NOTICE, AS WELL AS ANY EARLIER OR OTHER COMMUNICATION CONTAINING SUCH INFORMATION, SERVES TO ALERT PERSONS OR ENTITIES WITH AN INTEREST IN THIS ACCOUNT THAT (i) IN MANY STATES, INCLUDING THOSE LISTED BELOW, STATUTES OF LIMITATIONS PROVIDE THAT A BENEFICIARY OF A TRUST MAY NOT COMMENCE A PROCEEDING AGAINST A TRUSTEE FOR BREACH OF TRUST MORE THAN A CERTAIN PERIOD AFTER THE DATE THAT THE BENEFICIARY OR REPRESENTATIVE OF THE BENEFICIARY WAS SENT A REPORT* DISCLOSING ADEQUATE INFORMATION TO ALERT THE BENEFICIARY OR REPRESENTATIVE OF THE EXISTENCE OF A POTENTIAL CLAIM FOR BREACH OF TRUST; (ii) THIS STATEMENT IS A REPORT WITHIN THE MEANING OF SUCH STATUTES AS TO ALL INFORMATION CONTAINED HEREIN, INCLUDING, WITHOUT LIMITATION, THE COMPENSATION RECEIVED BY REGIONS BANK AND ITS AFFILIATES, INVESTMENTS MADE, HELD OR DISPOSED OF AND DISBURSEMENTS AND DISTRIBUTIONS MADE ON BEHALF OF THIS ACCOUNT; AND (iii) ANY PERSON OBJECTING TO ANY MATTER DISCLOSED IN THIS STATEMENT MAY BE

Information (continued)

REQUIRED BY SUCH STATUTES TO COMMENCE A PROCEEDING AGAINST REGIONS BANK WITHIN THE TIME ALLOWED BY LAW IN ORDER TO PRESERVE HIS, HER OR ITS RIGHTS TO BRING LEGAL ACTION RELATING TO SUCH OBJECTION. AN ACTION FOR BREACH OF TRUST BASED ON MATTERS DISCLOSED IN A TRUST ACCOUNTING OR OTHER WRITTEN REPORT OF THE TRUSTEE MAY BE SUBJECT TO A SPECIFIC STATUTE OF LIMITATIONS FROM THE SENDING OR RECEIPT OF THE TRUST ACCOUNTING OR OTHER WRITTEN REPORT, BASED ON THE PARTICULARS OF THE STATE STATUTE. ALSO, IN CERTAIN STATES (MARKED BELOW WITH [*]), THE EFFECT OF TRIGGERING THE STATUTE OF LIMITATIONS MAY POSSIBLY APPLY ONLY TO A STATEMENT OR REPORT THAT IS FINAL OR AT THE TERMINATION OF THE TRUST OR BENEFICIARY RELATIONSHIP. IN A STATE MARKED BELOW WITH [**], THE STATUTE OF LIMITATIONS MAY VARY, ACCORDING TO THE DATE THE TRUSTEESHIP WAS ACCEPTED OR THE DATE THE TRUST BECAME IRREVOCABLE. PLEASE NOTE THAT THE TIME ALLOWED FOR COMMENCING A PROCEEDING CONSISTS OF THE FOLLOWING PERIOD UNDER APPLICABLE STATE LAW: 6 MONTHS (FL); 1 YEAR (AR, MS, MO, SC, TN, IA, KY); 2 YEARS (AL, IL**, GA, LA); 3 YEARS (IL**, IN*); 4 YEARS (TX); 5 YEARS (NC*). ADDITIONALLY, ACCOUNTS FOR WHICH REGIONS SERVES AS AGENT FOR AN INDIVIDUAL OR ENTITY AS PRINCIPAL, WHETHER THE PRINCIPAL SERVES IN AN INDIVIDUAL OR FIDUCIARY CAPACITY, LIKEWISE ARE SUBJECT TO APPLICABLE STATUTES OF LIMITATION. THIS STATEMENT, AS WELL AS ANY EARLIER OR OTHER COMMUNICATION CONTAINING SUCH INFORMATION, IS NOTICE AS TO ALL INFORMATION CONTAINED HEREIN, AND THE PRINCIPAL MAY BE REQUIRED BY SUCH STATUTES TO COMMENCE A PROCEEDING AGAINST REGIONS BANK WITHIN THE TIME ALLOWED BY LAW IN ORDER TO PRESERVE HIS, HER OR ITS RIGHTS TO BRING LEGAL ACTION RELATING TO ANY MATTER DISCLOSED IN THIS STATEMENT. THIS NOTICE IS FOR INFORMATIONAL PURPOSES ONLY AND IS NOT LEGAL ADVICE; PLEASE CONSULT YOUR ATTORNEY REGARDING ANY QUESTIONS ABOUT WHICH STATE LAW IS APPLICABLE AND ITS EFFECT.

S&P FIXED INCOME ASSET RATINGS:

REGARDING ANY PRESENTATION OF ASSET RATING INFORMATION PROVIDED BY STANDARD & POORS WITHIN THIS DOCUMENT, ALL INFORMATION IS COPYRIGHT © 2022, S&P GLOBAL MARKET INTELLIGENCE (AND ITS AFFILIATES AS APPLICABLE). REPRODUCTION OF ANY INFORMATION, OPINIONS, VIEWS, DATA OR MATERIAL, INCLUDING RATINGS (“CONTENT”) IN ANY FORM IS PROHIBITED EXCEPT WITH THE PRIOR WRITTEN PERMISSION OF THE RELEVANT PARTY. SUCH PARTY, ITS AFFILIATES AND SUPPLIERS (“CONTENT PROVIDERS”) DO NOT GUARANTEE THE ACCURACY, ADEQUACY, COMPLETENESS, TIMELINESS OR AVAILABILITY OF ANY CONTENT AND ARE NOT RESPONSIBLE FOR ANY ERRORS OR OMISSIONS (NEGLIGENT OR OTHERWISE), REGARDLESS OF THE CAUSE, OR FOR THE RESULTS OBTAINED FROM THE USE OF SUCH CONTENT. IN NO EVENT SHALL CONTENT PROVIDERS BE LIABLE FOR ANY DAMAGES, COSTS, EXPENSES, LEGAL FEES, OR LOSSES (INCLUDING LOST INCOME OR LOST PROFIT AND OPPORTUNITY COSTS) IN CONNECTION WITH ANY USE OF THE CONTENT. A REFERENCE TO A PARTICULAR INVESTMENT OR SECURITY, A RATING OR ANY OBSERVATION CONCERNING AN INVESTMENT THAT IS PART OF THE CONTENT IS NOT A RECOMMENDATION TO BUY, SELL OR HOLD SUCH INVESTMENT OR SECURITY, DOES NOT ADDRESS THE SUITABILITY OF AN INVESTMENT OR SECURITY AND SHOULD NOT BE RELIED ON AS INVESTMENT ADVICE. CREDIT RATINGS ARE STATEMENTS OF OPINIONS AND ARE NOT STATEMENTS OF FACT.

PERFORMANCE:

PERFORMANCE INFORMATION IS PROVIDED FOR THE SOLE USE OF THE INDIVIDUAL(S) IT IS PRESENTED TO. PERFORMANCE RESULTS CONTAINED IN THIS STATEMENT REFLECTS TRADING IN YOUR ACCOUNT(S) AND IS FOR INFORMATIONAL PURPOSES ONLY. RETURNS ARE CALCULATED USING A THIRD-PARTY VENDOR, SEI. PERFORMANCE INFORMATION MAY NOT REFLECT PERFORMANCE OF ALL ASSETS REFLECTED ON THIS STATEMENT AS SOME ASSETS MAY NOT BE SUBJECT TO OUR DISCRETIONARY AUTHORITY REGARDING INVESTMENT DECISIONS AND MAY BE EXCLUDED FROM THE INVESTMENT PERFORMANCE CALCULATIONS. FACTORS IMPACTING THE RETURNS INCLUDE INDIVIDUAL CLIENT RISK TOLERANCE,

Information (continued)

RESTRICTIONS A CLIENT MAY PLACE ON THE ACCOUNT, INVESTMENT OBJECTIVES, CHOICE OF BROKER/DEALER OR CUSTODIANS, AS WELL AS OTHER FACTORS. YOUR ACCOUNT(S) PERFORMANCE MAY DIFFER FROM THAT OF OTHER CLIENTS DUE TO, AMONG OTHER THINGS, COMMISSION, TIMING OF ORDER ENTRY, OR THE MANNER IN WHICH THE TRADES WERE EXECUTED. THE INFORMATION PRESENTED HAS BEEN OBTAINED FROM SOURCES BELIEVED TO BE ACCURATE AND RELIABLE. REGIONS CANNOT GUARANTEE THE ACCURACY OR COMPLETENESS OF SUCH INFORMATION AND ASSUMES NO LIABILITY FOR DAMAGES RESULTING FROM OR ARISING OUT OF THE USE OF SUCH INFORMATION. FOR PRIVATE WEALTH AND INSTITUTIONAL SERVICES ACCOUNTS PERFORMANCE IS PRESENTED AS NET OF FEES PERFORMANCE, THEREBY FEES (AND TRADING COMMISSIONS) ARE REFLECTED IN THE DATA. THE FEE SCHEDULE IS DESCRIBED IN YOUR INVESTMENT MANAGEMENT CONTRACT.

PAST PERFORMANCE IS NOT INDICATIVE OF FUTURE RETURNS. CURRENT PERFORMANCE MAY BE LOWER OR HIGHER THAN THE PERFORMANCE DATA PRESENTED. THE INVESTMENT RETURN AND PRINCIPAL VALUE OF AN INVESTMENT WILL FLUCTUATE SO THAT, WHEN REDEEMED, IT MAY BE WORTH MORE OR LESS THAN THE ORIGINAL VALUE. IT SHOULD NOT BE ASSUMED THAT RECOMMENDATIONS MADE IN THE FUTURE WILL BE PROFITABLE OR WILL EQUAL THE PERFORMANCE OF THE SECURITIES PRESENTED HEREIN. SECURITIES ARE NOT FDIC INSURANCE, HAVE NO BANK GUARANTEE, AND MAY LOSE VALUE.

TRADE ERROR CORRECTION:

FROM TIME TO TIME ERRORS MAY OCCUR IN THE EXECUTION OF TRADES FOR YOUR ACCOUNT. WHEN RESPONSIBLE FOR SUCH AN ERROR, REGIONS WILL NOTIFY YOU AND WILL CORRECT ANY ERROR AS SOON AS ADMINISTRATIVELY FEASIBLE BY ADDRESSING ANY LOSSES AND PUTTING YOUR ACCOUNT INTO THE SAME POSITION AS IF THE ERROR HAD NOT OCCURRED. WHERE ADMINISTRATIVELY FEASIBLE, ANY GAINS RESULTING FROM THE ERROR MAY BE RETAINED IN YOUR ACCOUNT. TRADING ERRORS WILL NOT OTHERWISE BE REFLECTED IN YOUR STATEMENT IF CORRECTED WITHIN 30 DAYS OR WITHIN THE SAME MONTHLY STATEMENT CYCLE.

Account Statement

February 1, 2024 - February 29, 2024

DORALCITYTRANSP



Your Relationship Team

Relationship Consultant: JANET H RICARDO 904 565 7973 janet.ricardo@regions.com

Accounts Included In This Statement

██████████ DORALCITYTRANSP

ELIZA RASSI
8401 NW 53RD TERRACE
DORAL, FL 33166
United States

This page intentionally left blank.

Table of Contents

Schedules	Page
Balance Sheet.....	5
Overview of Your Account.....	6
Portfolio Analysis.....	7
Portfolio Holdings.....	8
Purchases.....	23
Realized Gains and Losses.....	26
Contributions and Receipts.....	41
Distributions and Disbursements.....	42
Fees and Expenses.....	43
Income Received.....	44
Other Income and Capital Gain Distributions.....	52
Security Transactions.....	53
Income Accrual.....	56
Information.....	68

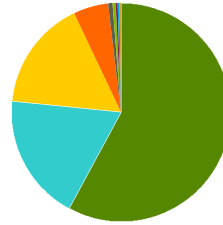
This page intentionally left blank.

Balance Sheet on February 29, 2024

	As of January 31, 2024		As of February 29, 2024		% of Account
	Market Value	Cost Basis	Market Value	Cost Basis	
Cash and Equivalents					
Cash	-89,973.00	-89,973.00	0.00	0.00	0.00%
Cash Equivalents	159,665.61	159,665.61	32,671.90	32,671.90	0.27%
Accrued Income	85,521.10	85,521.10	81,614.02	81,614.02	0.68%
Total Cash and Equivalents	\$155,213.71	\$155,213.71	\$114,285.92	\$114,285.92	0.95%
Fixed Income					
US Government	7,110,339.00	7,119,419.04	6,956,318.45	7,021,584.19	57.94%
Agency MBS	28,551.08	30,823.07	27,549.31	29,956.94	0.23%
CMO	61,595.24	63,798.98	57,352.09	59,229.90	0.48%
CMBS	565,432.15	567,693.08	617,131.86	620,541.19	5.14%
Consumer ABS	1,914,470.08	1,914,796.46	1,950,229.75	1,959,045.72	16.25%
Commercial ABS	35,489.13	35,735.88	34,622.41	35,105.84	0.29%
US Credit	2,174,442.26	2,187,903.47	2,247,044.80	2,266,866.34	18.72%
Total Fixed Income	\$11,890,318.94	\$11,920,169.98	\$11,890,248.67	\$11,992,330.12	99.05%
	\$12,045,532.65	\$12,075,383.69	\$12,004,534.59	\$12,106,616.04	100.00%

Overview of Your Account - [REDACTED] DORALCITYTRANSP
Investment Objective Directed Retention of Assets
Asset allocation on February 29, 2024

	Market value (\$)	Percent
■ US Government	6,956,318.45	59%
■ US Credit	2,247,044.80	19%
■ Consumer ABS	1,950,229.75	16%
■ CMBS	617,131.86	5%
■ Accrued Income	81,614.02	1%
■ CMO	57,352.09	0%
■ Commercial ABS	34,622.41	0%
■ Cash Equivalents	32,671.90	0%
■ Other	27,549.31	0%
Total of your account	\$12,004,534.59	100%



Only the top 8 holding sectors are represented.

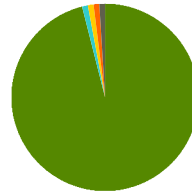
Activity Summary

	This Period	Year to Date
Beginning Market Value	12,045,532.65	11,694,794.56
Contributions/Receipts	5,410.22	8,991.04
Distributions/Disbursements	-5,410.22	-8,991.04
Fees/Expenses	0.00	0.00
Dividends	469.22	1,532.26
Interest	36,835.41	177,723.66
Other Income/Capital Gain Distributions	0.00	0.00
Security Transactions	0.00	0.00
Realized Gain/Loss	-5,999.22	-72,006.22
Net Interest Bought & Sold	4,944.82	4,928.00
Change in Accrual	-3,907.08	-3,527.09
Cost Adjustments	-1,110.80	-4,507.99
Net Change in Unrealized Gain/Loss	-72,230.41	205,597.41
Market Value on Feb 29, 2024	\$12,004,534.59	\$12,004,534.59

Portfolio Analysis - **DORALCITYTRANSP**

Geographic Concentration

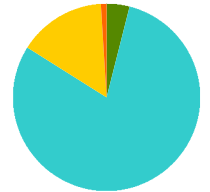
	Market Value (\$)	Percent
■ US	11,637,509.75	96%
■ Japan	124,821.19	1%
■ Canada	106,456.05	1%
■ Asia Ex Japan	75,579.00	1%
■ Europe Ex UK	60,168.60	1%
Total of Your Portfolio	\$12,004,534.59	100%



The data in the quadrant above represents the concentration of assets in your portfolio by geographic region. Source: Bloomberg, Extel, ICE

Bond Maturity

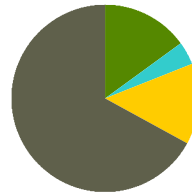
	Market Value (\$)	Percent
■ Less than 1 Year	480,206.97	4%
■ 1 to 3 Years	9,400,453.75	80%
■ 3 to 5 Years	1,840,111.59	15%
■ 5 to 7 Years	84,574.96	1%
■ 7 to 10 Years	27,549.31	0%
■ Over 30 Years	57,352.09	0%
Total of Your Portfolio	\$11,890,248.67	100%



The data in the quadrant above represents the concentration of bonds in your portfolio by maturity date. Source: Bloomberg, Extel, ICE

Bond Quality Ratings

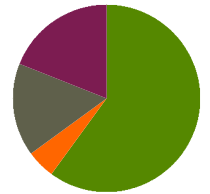
	Market Value (\$)	Percent
■ AAA	1,786,229.00	15%
■ AA	427,767.33	4%
■ A	1,702,640.46	14%
■ BBB	33,810.60	0%
■ All Others	7,939,801.28	67%
Total of Your Portfolio	\$11,890,248.67	100%



The data in the quadrant above represents the concentration of bonds in your portfolio by S&P credit rating. Source: ICE

Fixed Income Sector Analysis

	Market Value (\$)	Percent
■ US Government	6,956,318.45	60%
■ Agency MBS	27,549.31	0%
■ CMO	57,352.09	0%
■ CMBS	617,131.86	5%
■ Consumer ABS	1,950,229.75	16%
■ Commercial ABS	34,622.41	0%
■ US Credit	2,247,044.80	19%
Total of Your Portfolio	\$11,890,248.67	100%



The data in the quadrant above represents the concentration of bonds in your portfolio by fixed income sector. Source: RIM Fixed Income Investment

Portfolio Holdings on February 29, 2024

	Number of shares	Share price	Market Value	Accrued Income	Cost Basis / Unrealized G/L	Est. Ann. Inc. /Yield at Market	% of Account
Cash and Equivalents							
<i>Cash Equivalents</i>							
Fidelity Government Portfolio (CUSIP:316175108)	32,671.90	1.00	32,671.90	279.71	32,671.90 0.00	1,739.78 5.33%	0.27%
Total Cash Equivalents			\$32,671.90	\$279.71	\$32,671.90 \$0.00	\$1,739.78 5.33%	0.27%
<i>Accrued Income</i>							
Ending Accrual	0.00	1.00	81,614.02	0.00	81,614.02 0.00	0.00	0.68%
Total Accrued Income			\$81,614.02	\$0.00	\$81,614.02 \$0.00	\$0.00	0.68%
Total Cash and Equivalents			\$114,285.92	\$279.71	\$114,285.92 \$0.00	\$1,739.78 1.52%	0.95%
Fixed Income							
<i>US Government</i>							
United States Treasury Note/Bond 2.875% 15 Jun 2025 (CUSIP:91282CEU1)	580,000.00	97.477	565,366.60	3,508.13	580,069.30 -14,702.70	16,675.00 2.95%	4.71%
United States Treasury Note/Bond 3.125% 15 Aug 2025 (CUSIP:91282CFE6)	300,000.00	97.637	292,911.00	386.33	296,496.09 -3,585.09	9,375.00 3.20%	2.44%
United States Treasury Note/Bond 3% 15 Jul 2025 (CUSIP:91282CEY3)	600,000.00	97.551	585,306.00	2,274.73	598,804.69 -13,498.69	18,000.00 3.08%	4.88%
United States Treasury Note/Bond 3.625% 15 May 2026 (CUSIP:91282CHB0)	535,000.00	98.023	524,423.05	5,700.91	529,545.51 -5,122.46	19,393.75 3.70%	4.37%
United States Treasury Note/Bond 3.75% 15 Apr 2026 (CUSIP:91282CGV7)	560,000.00	98.301	550,485.60	7,918.03	558,687.50 -8,201.90	21,000.00 3.81%	4.59%

Portfolio Holdings on February 29, 2024 (continued)

	Number of shares	Share price	Market Value	Accrued Income	Cost Basis / Unrealized G/L	Est. Ann. Inc. /Yield at Market	% of Account
<i>US Government (continued)</i>							
United States Treasury Note/Bond 3.875% 15 Jan 2026 (CUSIP:91282CGE5)	370,000.00	98.57	364,709.00	1,811.88	369,089.45 -4,380.45	14,337.50 3.93%	3.04%
United States Treasury Note/Bond 4.125% 15 Jun 2026 (CUSIP:91282CHH7)	230,000.00	99.07	227,861.00	1,996.00	228,409.77 -548.77	9,487.50 4.16%	1.90%
United States Treasury Note/Bond 4% 15 Dec 2025 (CUSIP:91282CGA3)	365,000.00	98.777	360,536.05	3,071.58	363,146.48 -2,610.43	14,600.00 4.05%	3.00%
United States Treasury Note/Bond 4% 15 Feb 2026 (CUSIP:91282CGL9)	505,000.00	98.809	498,985.45	832.42	497,783.71 1,201.74	20,200.00 4.05%	4.16%
United States Treasury Note/Bond 4% 15 Jan 2027 (CUSIP:91282CJT9)	405,000.00	98.828	400,253.40	2,047.25	405,395.51 -5,142.11	16,200.00 4.05%	3.33%
United States Treasury Note/Bond 4.25% 15 Oct 2025 (CUSIP:91282CFP1)	330,000.00	99.195	327,343.50	5,288.11	327,834.38 -490.88	14,025.00 4.28%	2.73%
United States Treasury Note/Bond 4.375% 15 Aug 2026 (CUSIP:91282CHU8)	275,000.00	99.668	274,087.00	495.79	272,378.91 1,708.09	12,031.25 4.39%	2.28%
United States Treasury Note/Bond 4.375% 15 Dec 2026 (CUSIP:91282CJP7)	635,000.00	99.797	633,710.95	5,844.69	639,886.52 -6,175.57	27,781.25 4.38%	5.26%
United States Treasury Note/Bond 4.5% 15 Jul 2026 (CUSIP:91282CHM6)	455,000.00	99.93	454,681.50	2,587.50	454,146.88 534.62	20,475.00 4.50%	3.79%
United States Treasury Note/Bond 4.5% 15 Nov 2025 (CUSIP:91282CFW6)	340,000.00	99.617	338,697.80	4,497.53	342,427.65 -3,729.85	15,300.00 4.52%	2.82%

Portfolio Holdings on February 29, 2024 (continued)

	Number of shares	Share price	Market Value	Accrued Income	Cost Basis / Unrealized G/L	Est. Ann. Inc. /Yield at Market	% of Account
US Government (continued)							
United States Treasury Note/Bond 4.625% 15 Nov 2026 (CUSIP:91282CJK8)	385,000.00	100.375	386,443.75	5,234.26	388,173.24 -1,729.49	17,806.25 4.61%	3.22%
United States Treasury Note/Bond 4.625% 15 Oct 2026 (CUSIP:91282CJC6)	90,000.00	100.328	90,295.20	1,569.47	89,880.47 414.73	4,162.50 4.61%	0.75%
United States Treasury Note/Bond 4.625% 15 Sep 2026 (CUSIP:91282CHY0)	80,000.00	100.277	80,221.60	1,707.69	79,428.13 793.47	3,700.00 4.61%	0.67%
Total US Government			\$6,956,318.45	\$56,772.30	\$7,021,584.19 -\$65,265.74	\$274,550.00 3.95%	57.94%
Agency MBS							
Fannie Mae Pool FN BM4614 3% 01 Mar 2033 (CUSIP:3140J9DU2)	10,526.28	94.653	9,963.44	26.32	10,912.20 -948.76	315.79 3.17%	0.08%
Fannie Mae Pool FN FM4174 3% 01 Nov 2032 (CUSIP:3140X7T82)	18,248.09	96.371	17,585.87	45.62	19,044.74 -1,458.87	547.44 3.11%	0.15%
Total Agency MBS			\$27,549.31	\$71.94	\$29,956.94 -\$2,407.63	\$863.23 3.13%	0.23%
CMO							
Government National Mortgage Association GNR 2014-H19 HA 3% 20 Sep 2064 (CUSIP:38375UPV6)	16,855.71	98.2447	16,559.84	42.14	17,093.76 -533.92	505.67 3.05%	0.14%
Government National Mortgage Association GNR 2019-H12 JA 2.5% 20 Jul 2069 (CUSIP:38380LXE8)	20,185.98	97.2776	19,636.43	42.05	20,206.79 -570.36	504.65 2.57%	0.16%

Portfolio Holdings on February 29, 2024 (continued)

	Number of shares	Share price	Market Value	Accrued Income	Cost Basis / Unrealized G/L	Est. Ann. Inc. /Yield at Market	% of Account
CMO (continued)							
Government National Mortgage Association GNR 2020-H02 DA 2.25% 20 Dec 2069 (CUSIP:38380LV67)	21,905.62	96.5771	21,155.82	41.07	21,929.35 -773.53	492.88 2.33%	0.18%
Total CMO			\$57,352.09	\$125.26	\$59,229.90 -\$1,877.81	\$1,503.20 2.62%	0.48%
CMBS							
Capital One Multi Asset Execution Trust 2.8% 15 Mar 2027 (CUSIP:14041NFZ9)	90,000.00	97.5267	87,774.01	112.00	89,993.21 -2,219.20	2,520.00 2.87%	0.73%
CarMax Auto Owner Trust 2021-4 CARMX 2021-4 A3 0.56% 15 Sep 2026 (CUSIP:14317JAD9)	11,908.67	96.6541	11,510.21	2.96	11,907.30 -397.09	66.69 0.58%	0.10%
Daimler Trucks Retail Trust 2022-1 DTRT 2022-1 A3 5.23% 17 Feb 2026 (CUSIP:233869AC0)	50,000.00	99.7118	49,855.91	116.22	49,996.68 -140.77	2,615.00 5.25%	0.42%
Ford Credit Auto Owner Trust 2022-A FORDO 2022-A A3 1.29% 15 Jun 2026 (CUSIP:345286AC2)	19,391.70	97.4803	18,903.08	11.12	19,389.39 -486.31	250.15 1.32%	0.16%
Freddie Mac Multifamily Structured Pass Through Certificates FHMS K058 A1 2.34% 25 Jul 2026 (CUSIP:3137BSP64)	56,466.10	96.0706	54,247.29	110.11	53,572.22 675.07	1,321.31 2.44%	0.45%
Freddie Mac Multifamily Structured Pass Through Certificates FHMS K082 A1 3.92% 25 May 2028 (CUSIP:3137FJKD0)	62,895.15	97.8248	61,527.04	205.46	60,841.24 685.80	2,465.49 4.01%	0.51%
Freddie Mac Multifamily Structured Pass Through Certificates FHMS K728 A2 Var 25 Aug 2024 (CUSIP:3137FBTA4)	97,238.71	98.8126	96,084.06	248.28	97,268.39 -1,184.33	2,979.39 3.10%	0.79%

Portfolio Holdings on February 29, 2024 (continued)

	Number of shares	Share price	Market Value	Accrued Income	Cost Basis / Unrealized G/L	Est. Ann. Inc. /Yield at Market	% of Account
CMBS (continued)							
Freddie Mac Multifamily Structured Pass Through Certificates FHMS K736 A2 2.282% 25 Jul 2026 (CUSIP:3137FNWX4)	65,000.00	94.6534	61,524.70	123.61	60,310.35 1,214.35	1,483.30 2.41%	0.51%
GM Financial Consumer Automobile Receivables Trust 2022-1 GMCAR 2022-1 A3 1.26% 16 Nov 2026 (CUSIP:380146AC4)	18,384.68	97.1891	17,867.91	9.65	18,383.09 -515.18	231.65 1.30%	0.15%
GM Financial Consumer Automobile Receivables Trust 2022-2 GMCAR 2022-2 A3 3.1% 16 Feb 2027 (CUSIP:362585AC5)	28,898.70	98.1544	28,365.34	37.33	28,892.66 -527.32	895.86 3.16%	0.24%
John Deere Owner Trust 2022-C JDOT 2022-C A3 5.09% 15 Jun 2027 (CUSIP:47800BAC2)	70,000.00	99.6285	69,739.96	158.36	69,994.57 -254.61	3,563.00 5.11%	0.58%
World Omni Auto Receivables Trust 2024-A WOART 2024-A A3 4.86% 15 Mar 2029 (CUSIP:98164RAD8)	60,000.00	99.5539	59,732.35	137.70	59,992.09 -259.74	2,916.00 4.88%	0.50%
Total CMBS			\$617,131.86	\$1,272.80	\$620,541.19 -\$3,409.33	\$21,307.84 3.45%	5.14%
Consumer ABS							
Ally Auto Receivables Trust 2022-1 ALLYA 2022-1 A3 3.31% 15 Nov 2026 (CUSIP:02008JAC0)	63,060.62	98.5576	62,151.04	92.77	63,048.42 -897.38	2,087.31 3.36%	0.52%
Ally Auto Receivables Trust 2023-1 ALLYA 2023-1 A3 5.46% 15 May 2028 (CUSIP:02007WAC2)	120,000.00	100.4993	120,599.15	291.20	119,137.50 1,461.65	6,552.00 5.43%	1.02%
American Express Credit Account Master Trust AMXCA 2023-3 A 5.3% 15 Sep 2028 (CUSIP:02582JKD1)	100,000.00	100.7649	100,764.93	232.44	99,995.53 769.40	5,230.00 5.19%	0.84%

Portfolio Holdings on February 29, 2024 (continued)

	Number of shares	Share price	Market Value	Accrued Income	Cost Basis / Unrealized G/L	Est. Ann. Inc. /Yield at Market	% of Account
Consumer ABS (continued)							
Bank of America Auto Trust 2023-1 BAAT 2023-1A A3 5.53% 15 Feb 2028 (CUSIP:06428AAC2)	45,000.00	100.6344	45,285.49	110.60	44,998.29 287.20	2,488.50 5.50%	0.38%
Bank of America Auto Trust 5.74% 15 Jun 2028 (CUSIP:06054YAC1)	90,000.00	101.1666	91,049.93	229.60	89,998.37 1,051.56	5,166.00 5.67%	0.76%
BMW Vehicle Owner Trust 2022-A BMWOT 2022-A A3 3.21% 25 Aug 2026 (CUSIP:05602RAD3)	25,560.81	98.4541	25,165.67	13.68	25,559.49 -393.82	820.50 3.26%	0.21%
BMW Vehicle Owner Trust 2023-A BMWOT 2023-A A3 5.47% 25 Feb 2028 (CUSIP:05592XAD2)	20,000.00	100.4858	20,097.15	18.23	19,996.46 100.69	1,094.00 5.44%	0.17%
Capital One Multi-Asset Execution Trust COMET 2021-A3 A3 1.04% 15 Nov 2026 (CUSIP:14041NFY2)	25,000.00	96.9619	24,240.47	11.56	24,996.56 -756.09	260.00 1.07%	0.20%
Capital One Multi-Asset Execution Trust COMET 2022-A2 A 3.49% 15 May 2027 (CUSIP:14041NGA3)	80,000.00	97.9522	78,361.74	124.09	79,987.22 -1,625.48	2,792.00 3.56%	0.65%
Capital One Prime Auto Receivables Trust 2022-1 COPAR 2022-1 A3 3.17% 15 Apr 2027 (CUSIP:14043QAC6)	35,000.00	97.8861	34,260.12	49.31	34,992.35 -732.23	1,109.50 3.24%	0.29%
Capital One Prime Auto Receivables Trust 2022-2 COPAR 2022-2 A3 3.66% 17 May 2027 (CUSIP:14043GAD6)	35,000.00	98.0025	34,300.86	56.93	34,997.49 -696.63	1,281.00 3.73%	0.29%

Portfolio Holdings on February 29, 2024 (continued)

	Number of shares	Share price	Market Value	Accrued Income	Cost Basis / Unrealized G/L	Est. Ann. Inc. /Yield at Market	% of Account
<i>Consumer ABS (continued)</i>							
CarMax Auto Owner Trust 2021-1 CARMX 2021-1 A3 0.34% 15 Dec 2025 (CUSIP:14316NAC3)	10,244.92	98.5616	10,097.56	1.55	10,242.88 -145.32	34.83 0.34%	0.08%
CarMax Auto Owner Trust 2021-3 CARMX 2021-3 A3 0.55% 15 Jun 2026 (CUSIP:14317DAC4)	15,071.26	97.083	14,631.63	3.68	15,068.78 -437.15	82.89 0.57%	0.12%
CarMax Auto Owner Trust 2022-2 CARMX 2022-2 A3 3.49% 16 Feb 2027 (CUSIP:14317HAC5)	39,613.85	98.4374	38,994.86	61.45	39,607.83 -612.97	1,382.52 3.55%	0.32%
CarMax Auto Owner Trust 2022-4 CARMX 2022-4 A3 5.34% 16 Aug 2027 (CUSIP:14318UAD3)	90,000.00	100.007	90,006.30	213.60	89,978.89 27.41	4,806.00 5.34%	0.75%
Chase Issuance Trust CHAIT 2023-A1 A 5.16% 15 Sep 2028 (CUSIP:161571HT4)	100,000.00	100.5892	100,589.23	229.33	99,972.28 616.95	5,160.00 5.13%	0.84%
CNH Equipment Trust 2022-A CNH 2022-A A3 2.94% 15 Jul 2027 (CUSIP:12660DAC1)	34,268.03	97.7124	33,484.10	44.78	34,265.49 -781.39	1,007.48 3.01%	0.28%
Discover Card Execution Note Trust DCENT 2022-A2 A 3.32% 15 May 2027 (CUSIP:254683CS2)	80,000.00	97.7735	78,218.83	118.04	79,993.50 -1,774.67	2,656.00 3.40%	0.65%
Discover Card Execution Note Trust DCENT 2022-A3 A3 3.56% 15 Jul 2027 (CUSIP:254683CW3)	75,000.00	97.8284	73,371.29	118.67	74,990.69 -1,619.40	2,670.00 3.64%	0.61%
Fifth Third Auto Trust 2023-1 FITAT 2023-1 A3 5.53% 15 Aug 2028 (CUSIP:31680EAD3)	70,000.00	100.5949	70,416.42	172.04	69,995.66 420.76	3,871.00 5.50%	0.59%
Ford Credit Auto Owner Trust 2023-A FORDO 2023-A A3 4.65% 15 Feb 2028 (CUSIP:344928AD8)	30,000.00	99.1022	29,730.65	62.00	29,996.87 -266.22	1,395.00 4.69%	0.25%

Portfolio Holdings on February 29, 2024 (continued)

	Number of shares	Share price	Market Value	Accrued Income	Cost Basis / Unrealized G/L	Est. Ann. Inc. /Yield at Market	% of Account
<i>Consumer ABS (continued)</i>							
GM Financial Consumer Automobile Receivables Trust 2023-2 GMCAR 2023-2 A3 4.47% 16 Feb 2028 (CUSIP:362583AD8)	30,000.00	98.9086	29,672.57	55.88	29,999.18 -326.61	1,341.00 4.52%	0.25%
GM Financial Consumer Automobile Receivables Trust 2024-1 GMCAR 2024-1 A3 4.85% 18 Dec 2028 (CUSIP:36268GAD7)	10,000.00	99.6549	9,965.49	20.21	9,997.99 -32.50	485.00 4.87%	0.08%
Harley-Davidson Motorcycle Trust 2022-A HDMOT 2022-A A3 3.06% 15 Feb 2027 (CUSIP:41284YAD8)	34,510.50	98.3889	33,954.50	46.93	34,504.75 -550.25	1,056.02 3.11%	0.28%
Honda Auto Receivables 2021-3 Owner Trust HAROT 2021-3 A3 0.41% 18 Nov 2025 (CUSIP:43815EAC8)	8,437.49	97.7949	8,251.43	1.25	8,437.36 -185.93	34.59 0.42%	0.07%
Honda Auto Receivables 2021-4 Owner Trust HAROT 2021-4 A3 0.88% 21 Jan 2026 (CUSIP:43815GAC3)	8,893.00	97.3425	8,656.67	2.17	8,891.12 -234.45	78.26 0.90%	0.07%
Honda Auto Receivables 2022-1 Owner Trust HAROT 2022-1 A3 1.88% 15 May 2026 (CUSIP:43815BAC4)	46,949.55	97.5708	45,809.03	0.00	46,942.49 -1,133.46	0.05 0.00%	0.38%
Honda Auto Receivables 2023-2 Owner Trust HAROT 2023-2 A3 4.93% 15 Nov 2027 (CUSIP:437927AC0)	40,000.00	99.6613	39,864.50	87.64	39,993.52 -129.02	1,972.00 4.95%	0.33%
Honda Auto Receivables 2023-4 Owner Trust HAROT 2023-4 A3 5.67% 21 Jun 2028 (CUSIP:438123AC5)	20,000.00	101.352	20,270.40	31.50	19,996.48 273.92	1,134.00 5.59%	0.17%

Portfolio Holdings on February 29, 2024 (continued)

	Number of shares	Share price	Market Value	Accrued Income	Cost Basis / Unrealized G/L	Est. Ann. Inc. /Yield at Market	% of Account
<i>Consumer ABS (continued)</i>							
Honda Auto Receivables 2024-1 Owner Trust HAROT 2024-1 A3 5.21% 15 Aug 2028 (CUSIP:437918AC9)	70,000.00	99.9503	69,965.18	101.31	69,996.96 -31.78	3,647.00 5.21%	0.58%
Hyundai Auto Receivables Trust 2022-A HART 2022-A A3 2.22% 15 Oct 2026 (CUSIP:448977AD0)	55,648.61	97.76	54,402.08	54.91	55,646.47 -1,244.39	1,235.40 2.27%	0.45%
Hyundai Auto Receivables Trust 2023-B HART 2023-B A3 5.48% 17 Apr 2028 (CUSIP:44933XAD9)	25,000.00	100.5951	25,148.76	60.89	24,998.92 149.84	1,370.00 5.45%	0.21%
Hyundai Auto Receivables Trust 2023-C HART 2023-C A3 5.54% 16 Oct 2028 (CUSIP:44918CAD4)	35,000.00	101.0824	35,378.84	86.18	34,995.40 383.44	1,939.00 5.48%	0.29%
John Deere Owner Trust 2022 JDOT 2022-A A3 2.32% 16 Sep 2026 (CUSIP:47787JAC2)	32,888.03	97.822	32,171.74	33.91	32,880.76 -709.02	763.00 2.37%	0.27%
Mercedes-Benz Auto Rece 5.83% 15 Nov 2028 (CUSIP:58769FAC9)	35,000.00	101.9744	35,691.05	92.56	34,997.01 694.04	2,082.50 5.83%	0.30%
Mercedes-Benz Auto Receivables Trust 2022-1 MBART 2022-1 A3 5.21% 16 Aug 2027 (CUSIP:58768PAC8)	100,000.00	99.8889	99,888.91	231.56	99,980.22 -91.31	5,210.00 5.22%	0.83%
Nissan Auto Receivables 2023-B Owner Trust NAROT 2023-B A3 5.93% 15 Mar 2028 (CUSIP:65480MAD5)	25,000.00	101.5045	25,376.14	65.89	24,994.93 381.21	1,482.50 5.84%	0.21%
Toyota Auto Receivables 2022-C Owner Trust TAOT 2022-C A3 3.76% 15 Apr 2027 (CUSIP:89231CAD9)	25,000.00	98.2921	24,573.02	41.78	24,995.82 -422.80	940.00 3.83%	0.20%

Portfolio Holdings on February 29, 2024 (continued)

	Number of shares	Share price	Market Value	Accrued Income	Cost Basis / Unrealized G/L	Est. Ann. Inc. /Yield at Market	% of Account
Consumer ABS (continued)							
Toyota Auto Receivables 2023-B Owner Trust TAOT 2023-B A3 4.71% 15 Feb 2028 (CUSIP:891941AD8)	45,000.00	99.2025	44,641.12	94.20	44,997.48 -356.36	2,119.50 4.75%	0.37%
Toyota Auto Receivables 2023-D Owner Trust TAOT 2023-D A3 5.54% 15 Aug 2028 (CUSIP:89239FAD4)	25,000.00	101.0664	25,266.59	65.44	24,997.31 269.28	1,472.50 5.83%	0.21%
Toyota Auto Receivables 2024-A Owner Trust TAOT 2024-A A3 4.83% 16 Oct 2028 (CUSIP:89238DAD0)	25,000.00	99.5961	24,899.03	53.67	24,995.00 -95.97	1,207.50 4.85%	0.21%
USAA Auto Owner Trust 2023-A USAOT 2023-A A3 5.58% 15 May 2028 (CUSIP:90291VAC4)	80,000.00	100.7066	80,565.28	198.40	79,986.00 579.28	4,464.00 5.54%	0.67%
Total Consumer ABS			\$1,950,229.75	\$3,681.83	\$1,959,045.72 -\$8,815.97	\$85,980.35 4.41%	16.25%
Commercial ABS							
CNH Equipment Trust 2021-C CNH 2021-C A3 0.81% 15 Dec 2026 (CUSIP:12598LAC0)	10,112.92	96.706	9,779.80	3.64	10,111.75 -331.95	81.91 0.84%	0.08%
CNH Equipment Trust 4.77% 15 Jun 2029 (CUSIP:18978FAC0)	25,000.00	99.3704	24,842.61	53.00	24,994.09 -151.48	1,192.50 4.80%	0.21%
Total Commercial ABS			\$34,622.41	\$56.64	\$35,105.84 -\$483.43	\$1,274.41 3.68%	0.29%
US Credit							
3M Co 2% 14 Feb 2025 (CUSIP:88579YBH3)	35,000.00	96.6017	33,810.60	33.06	35,413.39 -1,602.79	700.00 2.07%	0.28%

Portfolio Holdings on February 29, 2024 (continued)

	Number of shares	Share price	Market Value	Accrued Income	Cost Basis / Unrealized G/L	Est. Ann. Inc. /Yield at Market	% of Account
<i>US Credit (continued)</i>							
American Honda Finance Corp 5.25% 07 Jul 2026 (CUSIP:02665WEK3)	85,000.00	100.7402	85,629.18	669.38	84,745.65 883.53	4,462.50 5.21%	0.71%
AstraZeneca Finance LLC 4.8 26 Feb 2027 (CUSIP:04636NAK9)	40,000.00	99.764	39,905.60	26.67	39,932.80 -27.20	1,920.00 4.81%	0.33%
BA Credit Card Trust BACCT 2022-A1 A1 3.53% 15 Nov 2027 (CUSIP:05522RDE5)	30,000.00	97.8917	29,367.51	47.07	29,998.13 -630.62	1,059.00 3.61%	0.24%
Bank of America Corp Variable .981% 25 Sep 2025 (CUSIP:06051GJG5)	120,000.00	97.359	116,830.80	510.12	119,173.20 -2,342.40	1,177.20 1.01%	0.98%
Bank Of Montreal 5.92% 25 Sep 2025 (CUSIP:06368LWT9)	60,000.00	101.034	60,620.40	1,539.20	60,000.00 620.40	3,552.00 5.86%	0.50%
Bank of New York Mellon Corp/The .85% 25 Oct 2024 (CUSIP:06406RAX5)	100,000.00	97.053	97,053.00	297.50	99,409.30 -2,356.30	850.00 0.88%	0.81%
BMW US Capital LLC 5.3% 11 Aug 2025 (CUSIP:05565ECC7)	60,000.00	100.281	60,168.60	176.67	59,996.40 172.20	3,180.00 5.29%	0.50%
Bristol-Myers Squibb Co 4.9% 22 Feb 2027 (CUSIP:110122EE4)	15,000.00	99.888	14,983.20	18.38	14,983.80 -0.60	735.00 4.91%	0.12%
Canadian Imperial Bank of Commerce 5.926% 02 Oct 2026 (CUSIP:13607LWT6)	45,000.00	101.857	45,835.65	1,096.31	45,000.00 835.65	2,666.70 5.82%	0.38%
Caterpillar Financial Services Corp 4.8% 06 Jan 2026 (CUSIP:14913R3B1)	85,000.00	99.6965	84,742.07	623.33	84,978.75 -236.68	4,080.00 4.81%	0.71%
Cintas Corp No 2 3.45% 01 May 2025 (CUSIP:17252MAP5)	25,000.00	97.905	24,476.25	287.50	24,994.50 -518.25	862.50 3.52%	0.20%

Portfolio Holdings on February 29, 2024 (continued)

	Number of shares	Share price	Market Value	Accrued Income	Cost Basis / Unrealized G/L	Est. Ann. Inc. /Yield at Market	% of Account
<i>US Credit (continued)</i>							
Cisco Systems Inc 4.8% 26 Feb 2027 (CUSIP:17275RBQ4)	55,000.00	100.083	55,045.65	36.67	54,928.50 117.15	2,640.00 4.80%	0.46%
Colgate-Palmolive Co 4.8% 02 Mar 2026 (CUSIP:194162AQ6)	25,000.00	100.2184	25,054.59	596.67	24,971.00 83.59	1,200.00 4.79%	0.21%
Eli Lilly & Co 4.5% 09 Feb 2027 (CUSIP:532457CJ5)	55,000.00	99.5706	54,763.83	151.25	54,970.85 -207.02	2,475.00 4.52%	0.46%
Home Depot Inc 4.95% 30 Sep 2026 (CUSIP:437076CV2)	20,000.00	100.055	20,011.00	239.25	19,956.20 54.80	990.00 4.95%	0.17%
Home Depot Inc/The 2.7% 15 Apr 2025 (CUSIP:437076CM2)	10,000.00	97.4164	9,741.64	102.00	9,982.50 -240.86	270.00 2.77%	0.08%
Home Depot Inc/The 4% 15 Sep 2025 (CUSIP:437076CR1)	10,000.00	98.424	9,842.40	184.44	9,996.40 -154.00	400.00 4.06%	0.08%
John Deere Capital Corp 2.125% 07 Mar 2025 (CUSIP:24422EWB1)	5,000.00	96.9833	4,849.16	51.35	4,997.85 -148.69	106.25 2.19%	0.04%
John Deere Capital Corp 3.4% 06 Jun 2025 (CUSIP:24422EWF2)	15,000.00	97.8973	14,684.60	120.42	14,996.55 -311.95	510.00 3.47%	0.12%
JPMorgan Chase & Co Variable 2.595% 24 Feb 2026 (CUSIP:46647PCV6)	85,000.00	97.258	82,669.30	42.89	85,000.00 -2,330.70	2,205.75 2.67%	0.69%
JPMorgan Chase & Co Variable 4.08% 26 Apr 2026 (CUSIP:46647PCZ7)	85,000.00	98.383	83,625.55	1,204.17	85,000.00 -1,374.45	3,468.00 4.15%	0.70%
Linde Inc 4.7% 05 Dec 2025 (CUSIP:53522KAB9)	85,000.00	99.5161	84,588.70	954.36	84,908.20 -319.50	3,995.00 4.72%	0.70%
Lockheed Martin Corp 4.95% 15 Oct 2025 (CUSIP:539830BU2)	20,000.00	99.8119	19,962.38	374.00	19,943.00 19.38	990.00 4.96%	0.17%

Portfolio Holdings on February 29, 2024 (continued)

	Number of shares	Share price	Market Value	Accrued Income	Cost Basis / Unrealized G/L	Est. Ann. Inc. /Yield at Market	% of Account
<i>US Credit (continued)</i>							
Microsoft Corp 3.125% 03 Nov 2025 (CUSIP:594918BJ2)	55,000.00	97.198	53,458.90	563.37	53,285.10 173.80	1,718.75 3.22%	0.45%
Morgan Stanley 4% 23 Jul 2025 (CUSIP:6174468C6)	55,000.00	98.2695	54,048.24	232.22	55,121.41 -1,073.17	2,200.00 4.07%	0.45%
National Rural Util Coop 4.8% 05 Feb 2027 (CUSIP:63743HFM9)	90,000.00	99.502	89,551.80	312.00	89,973.00 -421.20	4,320.00 4.82%	0.75%
National Rural Utilities Cooperative Finance Corp 1.875% 07 Feb 2025 (CUSIP:63743HFC1)	10,000.00	96.809	9,680.90	12.50	9,999.70 -318.80	187.50 1.94%	0.08%
New York Life Global Fdg 5.45% 18 Sep 2026 (CUSIP:64953BBF4)	100,000.00	100.91	100,910.00	2,452.50	99,981.00 929.00	5,450.00 5.40%	0.84%
New York Life Global Funding 1.45% 14 Jan 2025 (CUSIP:64952WEK5)	55,000.00	96.722	53,197.10	104.12	54,940.60 -1,743.50	797.50 1.50%	0.44%
New York Life Global Funding .9% 29 Oct 2024 (CUSIP:64952WEJ8)	35,000.00	97.052	33,968.20	106.75	34,954.50 -986.30	315.00 0.93%	0.28%
PACCAR Financial Corp .9% 08 Nov 2024 (CUSIP:69371RR57)	20,000.00	97.049	19,409.80	56.50	19,998.80 -589.00	180.00 0.93%	0.16%
Pacific Life Global Fdg li Med 144a Nt 5.5 28 Aug 2026 (CUSIP:6944PL2W8)	15,000.00	100.651	15,097.65	6.87	14,994.75 102.90	825.00 5.46%	0.13%
PepsiCo Inc 5.125% 10 Nov 2026 (CUSIP:713448FW3)	25,000.00	100.634	25,158.50	395.05	24,993.25 165.25	1,281.25 5.09%	0.21%
PNC Financial Services 5.671% 28 Oct 2025 (CUSIP:693475BH7)	25,000.00	99.887	24,971.75	484.40	25,000.00 -28.25	1,417.75 5.68%	0.21%

Portfolio Holdings on February 29, 2024 (continued)

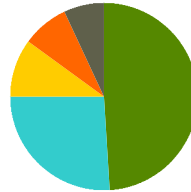
	Number of shares	Share price	Market Value	Accrued Income	Cost Basis / Unrealized G/L	Est. Ann. Inc. /Yield at Market	% of Account
<i>US Credit (continued)</i>							
Principal Life Global Funding II 1.375% 10 Jan 2025 (CUSIP:74256LET2)	55,000.00	96.755	53,215.25	107.14	54,821.80 -1,606.55	756.25 1.42%	0.44%
Principal Life Global Funding II 5% 16 Jan 2027 (CUSIP:74256LEX3)	35,000.00	100.206	35,072.10	218.75	35,054.35 17.75	1,750.00 4.99%	0.29%
State Street Corp Variable 1.746% 06 Feb 2026 (CUSIP:857477BR3)	25,000.00	96.40	24,100.00	30.31	25,000.00 -900.00	436.50 1.81%	0.20%
State Street Corp Variable 5.104% 18 May 2026 (CUSIP:857477CB7)	110,000.00	99.616	109,577.60	1,606.34	110,000.00 -422.40	5,614.40 5.12%	0.91%
State Street Corp Variable 5.751% 04 Nov 2026 (CUSIP:857477BX0)	20,000.00	100.476	20,095.20	373.82	20,000.00 95.20	1,150.20 5.72%	0.17%
Texas Instruments Inc 4.6% 08 Feb 2027 (CUSIP:882508CE2)	55,000.00	99.665	54,815.75	161.64	54,964.80 -149.05	2,530.00 4.62%	0.46%
Toyota Motor Credit Corp 3.65% 18 Aug 2025 (CUSIP:89236TKF1)	40,000.00	97.98	39,192.01	52.72	39,964.00 -771.99	1,460.00 3.73%	0.33%
Toyota Motor Credit Corp 5% 14 Aug 2026 (CUSIP:89236TKX2)	45,000.00	99.956	44,980.19	106.25	44,945.55 34.64	2,250.00 5.00%	0.37%
Truist Financial Corp 2.5% 01 Aug 2024 (CUSIP:05531FBH5)	85,000.00	98.5742	83,788.06	177.08	85,639.26 -1,851.20	2,125.00 2.54%	0.70%
Walmart Inc 3.9% 09 Sep 2025 (CUSIP:931142EW9)	45,000.00	98.4525	44,303.63	838.50	44,968.50 -664.87	1,755.00 3.96%	0.37%
Walmart Inc 4% 15 Apr 2026 (CUSIP:931142FA6)	25,000.00	98.446	24,611.51	377.78	24,989.00 -377.49	1,000.00 4.06%	0.21%

Portfolio Holdings on February 29, 2024 (continued)

	Number of shares	Share price	Market Value	Accrued Income	Cost Basis / Unrealized G/L	Est. Ann. Inc. /Yield at Market	% of Account
<i>US Credit (continued)</i>							
Westpac Banking Corp 5.512% 17 Nov 2025 (CUSIP:961214FL2)	75,000.00	100.772	75,579.00	1,194.27	75,000.00 579.00	4,134.00 5.47%	0.63%
Total US Credit			\$2,247,044.80	\$19,353.54	\$2,266,866.34 -\$19,821.54	\$88,149.00 3.92%	18.72%
Total Fixed Income			\$11,890,248.67	\$81,334.31	\$11,992,330.12 -\$102,081.45	\$473,628.03 3.98%	99.05%
Total for your portfolio			\$12,004,534.59	\$81,614.02	\$12,106,616.04 -\$102,081.45	\$475,367.81 3.96%	100.00%

Purchases
Summary

	Cost	Percent
■ US Government	405,395.51	49%
■ US Credit	219,780.75	26%
■ Cash Equivalents	81,430.40	10%
■ Consumer ABS	69,996.96	8%
■ CMBS	59,992.09	7%
Total of your portfolio	\$836,595.71	100%


Details

Trade date	Transaction description	Principal amount	Income amount	Cost	Accrued income
Settlement date					
	DORALCITYTRANSP				
Purchases					
<i>Fixed Income</i>					
<i>US Government</i>					
February 1, 2024	Purchase 405,000.00 Par Value of United States	-405,395.51		405,395.51	-934.62
February 5, 2024	Treasury Note/Bond 4% 15 Jan 2027 @ 100.10% Paid Accrued Interest of \$934.62, CUSIP 91282CJT9				
Total US Government		-\$405,395.51	\$0.00	\$405,395.51	-\$934.62
<i>CMBS</i>					
February 6, 2024	Purchase 60,000.00 Par Value 60,000.00 Current	-59,992.09		59,992.09	
February 14, 2024	Face of World Omni Auto Receivables Trust 2024-A WOART 2024-A A3 5.16% 15 Mar 2029 @99.98682 %, CUSIP 98164RAD8				
Total CMBS		-\$59,992.09	\$0.00	\$59,992.09	\$0.00

Purchases (continued)

Trade date Settlement date	Transaction description	Principal amount	Income amount	Cost	Accrued income
Consumer ABS					
February 13, 2024	Purchase 70,000.00 Par Value 70,000.00 Current	-69,996.96		69,996.96	
February 21, 2024	Face of Honda Auto Receivables 2024-1 Owner Trust HAROT 2024-1 A3 5.21% 15 Aug 2028 @99.99565 %, CUSIP 437918AC9				
Total Consumer ABS		-\$69,996.96	\$0.00	\$69,996.96	\$0.00
US Credit					
February 5, 2024	Purchase 55,000.00 Par Value of Texas Instruments Inc 4.6% 08 Feb 2027 @ 99.94%, CUSIP 882508CE2	-54,964.80		54,964.80	
February 8, 2024					
February 7, 2024	Purchase 55,000.00 Par Value of Eli Lilly & Co 4.5% 09 Feb 2027 @ 99.95%, CUSIP 532457CJ5	-54,970.85		54,970.85	
February 9, 2024					
February 14, 2024	Purchase 15,000.00 Par Value of Bristol-Myers Squibb Co 4.9% 22 Feb 2027 @ 99.89%, CUSIP 110122EE4	-14,983.80		14,983.80	
February 22, 2024					
February 21, 2024	Purchase 55,000.00 Par Value of Cisco Systems Inc 26 Feb 2027 @ 99.87%, CUSIP 17275RBQ4	-54,928.50		54,928.50	
February 26, 2024					
February 21, 2024	Purchase 40,000.00 Par Value of AstraZeneca Finance LLC 4.8 26 Feb 2027 @ 99.83%, CUSIP 04636NAK9	-39,932.80		39,932.80	
February 26, 2024					
Total US Credit		-\$219,780.75	\$0.00	\$219,780.75	\$0.00
Total Fixed Income		-\$755,165.31	\$0.00	\$755,165.31	-\$934.62
Total Purchases		-\$755,165.31	\$0.00	\$755,165.31	-\$934.62

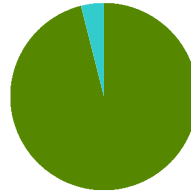
Purchases (continued)

Trade date Settlement date	Transaction description	Principal amount	Income amount	Cost	Accrued income
Cash Sweep Activity					
<i>Cash and Equivalents</i>					
<i>Cash Equivalents</i>					
February 29, 2024	Sweep purchases totaling 81,430.40 units of	-81,430.40		81,430.40	
February 29, 2024	Fidelity Government Portfolio for DORALCITYTRANSP - Capital (17 Transactions), CUSIP 316175108				
Total Cash Equivalents		-\$81,430.40	\$0.00	\$81,430.40	\$0.00
Total Cash and Equivalents		-\$81,430.40	\$0.00	\$81,430.40	\$0.00
Total Cash Sweep Activity		-\$81,430.40	\$0.00	\$81,430.40	\$0.00
Total	DORALCITYTRANSP	-\$836,595.71	\$0.00	\$836,595.71	-\$934.62

Realized Gains and Losses

Summary

	Realized G/L	Percent
■ CMBS	93.72	96%
■ Consumer ABS	3.64	4%
■ Commercial ABS	0.07	0%
■ Cash Equivalents	0.00	0.00
■ Agency MBS	-34.14	0.00
■ CMO	-36.19	0.00
■ US Credit	-2,052.50	0.00
■ US Government	-3,973.82	0.00
Total of your portfolio	-\$5,999.22	100%



Details

Trade date	Transaction description	Principal amount	Income amount	Cost	Accrued income	Realized G/L
Settlement date	Transaction description	Principal amount	Income amount	Cost	Accrued income	Realized G/L
██████████	DORALCITYTRANSP					
Corporate Actions/Income						
<i>Fixed Income</i>						
<i>Agency MBS</i>						
February 26, 2024	Principal Payment of 1 USD	211.42				0.00
February 26, 2024	on 35,000.00 Par Value for Fannie Mae Pool FN BM4614 3% 01 Mar 2033 Due On 02/26/24 With Ex Date 02/01/24, CUSIP 3140J9DU2					
February 26, 2024	Principal Payment of 1 USD	604.45				0.00
February 26, 2024	on 60,000.00 Par Value for Fannie Mae Pool FN FM4174 3% 01 Nov 2032 Due On 02/26/24 With Ex Date 02/01/24, CUSIP 3140X7T82					

Realized Gains and Losses (continued)

Trade date Settlement date	Transaction description	Principal amount	Income amount	Cost	Accrued income	Realized G/L
<i>Agency MBS (continued)</i>						
February 26, 2024	Principal Payment of 211.42	0.00		-219.17		-7.75
February 26, 2024	Current Face on 35,000.00 Par Value for Fannie Mae Pool FN BM4614 3% 01 Mar 2033 Due On 02/26/24 With Ex Date 02/01/24, CUSIP 3140J9DU2					
February 26, 2024	Principal Payment of 604.45	0.00		-630.84		-26.39
February 26, 2024	Current Face on 60,000.00 Par Value for Fannie Mae Pool FN FM4174 3% 01 Nov 2032 Due On 02/26/24 With Ex Date 02/01/24, CUSIP 3140X7T82					
Total Agency MBS		\$815.87	\$0.00	-\$850.01	\$0.00	-\$34.14
<i>CMO</i>						
February 20, 2024	Principal Payment of 1 USD	2,425.21				0.00
February 20, 2024	on 100,000.00 Par Value for Government National Mortgage Association GNR 2014-H19 HA 3% 20 Sep 2064 Due On 02/20/24 With Ex Date 02/01/24, CUSIP 38375UPV6					
February 20, 2024	Principal Payment of 1 USD	1,440.92				0.00
February 20, 2024	on 100,000.00 Par Value for Government National Mortgage Association GNR 2019-H12 JA 2.5% 20 Jul 2069 Due On 02/20/24 With Ex Date 02/01/24, CUSIP 38380LXE8					
February 20, 2024	Principal Payment of 1 USD	414.94				0.00
February 20, 2024	on 100,000.00 Par Value for Government National Mortgage Association GNR 2020-H02 DA 2.25% 20 Dec 2069 Due					

Realized Gains and Losses (continued)

Trade date Settlement date	Transaction description	Principal amount	Income amount	Cost	Accrued income	Realized G/L
<i>CMO (continued)</i>						
February 20, 2024 February 20, 2024	On 02/20/24 With Ex Date 02/01/24, CUSIP 38380LV67 Principal Payment of 2,425.21 Current Face on 100,000.00 Par Value for Government National Mortgage Association GNR 2014-H19 HA 3% 20 Sep 2064 Due On 02/20/24 With Ex Date 02/01/24, CUSIP 38375UPV6	0.00		-2,459.46		-34.25
February 20, 2024 February 20, 2024	Principal Payment of 1,440.92 Current Face on 100,000.00 Par Value for Government National Mortgage Association GNR 2019-H12 JA 2.5% 20 Jul 2069 Due On 02/20/24 With Ex Date 02/01/24, CUSIP 38380LXE8	0.00		-1,442.41		-1.49
February 20, 2024 February 20, 2024	Principal Payment of 414.94 Current Face on 100,000.00 Par Value for Government National Mortgage Association GNR 2020-H02 DA 2.25% 20 Dec 2069 Due On 02/20/24 With Ex Date 02/01/24, CUSIP 38380LV67	0.00		-415.39		-0.45
Total CMO		\$4,281.07	\$0.00	-\$4,317.26	\$0.00	-\$36.19
<i>CMBS</i>						
February 15, 2024 February 15, 2024	Principal Payment of 1 USD on 20,000.00 Par Value for CarMax Auto Owner Trust 2021-4 CARMX 2021-4 A3 0.56% 15 Sep 2026 Due On 02/15/24 With Ex Date 02/15/24, CUSIP 14317JAD9	813.39				0.00

Realized Gains and Losses (continued)

Trade date Settlement date	Transaction description	Principal amount	Income amount	Cost	Accrued income	Realized G/L
<i>CMBS (continued)</i>						
February 15, 2024 February 15, 2024	Principal Payment of 1 USD on 30,000.00 Par Value for Ford Credit Auto Owner Trust 2022-A FORDO 2022-A A3 1.29% 15 Jun 2026 Due On 02/15/24 With Ex Date 02/15/24, CUSIP 345286AC2	1,537.74				0.00
February 15, 2024 February 15, 2024	Principal Payment of 813.39 Current Face on 20,000.00 Par Value for CarMax Auto Owner Trust 2021-4 CARMX 2021-4 A3 0.56% 15 Sep 2026 Due On 02/15/24 With Ex Date 02/15/24, CUSIP 14317JAD9	0.00		-813.30		0.09
February 15, 2024 February 15, 2024	Principal Payment of 1,537.74 Current Face on 30,000.00 Par Value for Ford Credit Auto Owner Trust 2022-A FORDO 2022-A A3 1.29% 15 Jun 2026 Due On 02/15/24 With Ex Date 02/15/24, CUSIP 345286AC2	0.00		-1,537.56		0.18
February 16, 2024 February 16, 2024	Principal Payment of 1 USD on 25,000.00 Par Value for GM Financial Consumer Automobile Receivables Trust 2022-1 GMCAR 2022-1 A3 1.26% 16 Nov 2026 Due On 02/16/24 With Ex Date 02/16/24, CUSIP 380146AC4	1,224.63				0.00
February 16, 2024 February 16, 2024	Principal Payment of 1 USD on 30,000.00 Par Value for GM Financial Consumer Automobile Receivables Trust 2022-2 GMCAR 2022-2 A3	1,101.30				0.00

Realized Gains and Losses (continued)

Trade date Settlement date	Transaction description	Principal amount	Income amount	Cost	Accrued income	Realized G/L
<i>CMBS (continued)</i>						
February 16, 2024 February 16, 2024	3.1% 16 Feb 2027 Due On 02/16/24 With Ex Date 02/16/24, CUSIP 362585AC5					
February 16, 2024 February 16, 2024	Principal Payment of 1,224.63 Current Face on 25,000.00 Par Value for GM Financial Consumer Automobile Receivables Trust 2022-1 GMCAR 2022-1 A3 1.26% 16 Nov 2026 Due On 02/16/24 With Ex Date 02/16/24, CUSIP 380146AC4	0.00		-1,224.52		0.11
February 16, 2024 February 16, 2024	Principal Payment of 1,101.30 Current Face on 30,000.00 Par Value for GM Financial Consumer Automobile Receivables Trust 2022-2 GMCAR 2022-2 A3 3.1% 16 Feb 2027 Due On 02/16/24 With Ex Date 02/16/24, CUSIP 362585AC5	0.00		-1,101.07		0.23
February 26, 2024 February 26, 2024	Principal Payment of 1 USD on 125,000.00 Par Value for Freddie Mac Multifamily Structured Pass Through Certificates FHMS K058 A1 2.34% 25 Jul 2026 Due On 02/26/24 With Ex Date 02/01/24, CUSIP 3137BSP64	1,522.16				0.00
February 26, 2024 February 26, 2024	Principal Payment of 1 USD on 115,000.00 Par Value for Freddie Mac Multifamily Structured Pass Through Certificates FHMS K728 A2 Var 25 Aug 2024 Due On	162.26				0.00

Realized Gains and Losses (continued)

Trade date Settlement date	Transaction description	Principal amount	Income amount	Cost	Accrued income	Realized G/L
<i>CMBS (continued)</i>						
February 26, 2024 February 26, 2024	02/26/24 With Ex Date 02/01/24, CUSIP 3137FBTA4 Principal Payment of 1 USD on 80,000.00 Par Value for Freddie Mac Multifamily Structured Pass Through Certificates FHMS K082 A1 3.92% 25 May 2028 Due On 02/26/24 With Ex Date 02/01/24, CUSIP 3137FJKD0	884.87				0.00
February 26, 2024 February 26, 2024	Principal Payment of 1,522.16 Current Face on 125,000.00 Par Value for Freddie Mac Multifamily Structured Pass Through Certificates FHMS K058 A1 2.34% 25 Jul 2026 Due On 02/26/24 With Ex Date 02/01/24, CUSIP 3137BSP64	0.00		-1,455.36		66.80
February 26, 2024 February 26, 2024	Principal Payment of 162.26 Current Face on 115,000.00 Par Value for Freddie Mac Multifamily Structured Pass Through Certificates FHMS K728 A2 Var 25 Aug 2024 Due On 02/26/24 With Ex Date 02/01/24, CUSIP 3137FBTA4	0.00		-162.31		-0.05
February 26, 2024 February 26, 2024	Principal Payment of 884.87 Current Face on 80,000.00 Par Value for Freddie Mac Multifamily Structured Pass Through Certificates FHMS K082 A1 3.92% 25 May 2028 Due On 02/26/24 With	0.00		-858.51		26.36

Realized Gains and Losses (continued)

Trade date Settlement date	Transaction description	Principal amount	Income amount	Cost	Accrued income	Realized G/L
<i>CMBS (continued)</i>						
	Ex Date 02/01/24, CUSIP 3137FJKDO					
Total CMBS		\$7,246.35	\$0.00	-\$7,152.63	\$0.00	\$93.72
<i>Consumer ABS</i>						
February 15, 2024 February 15, 2024	Principal Payment of 1 USD on 55,000.00 Par Value for Honda Auto Receivables 2022-1 Owner Trust HAROT 2022-1 A3 1.88% 15 May 2026 Due On 02/15/24 With Ex Date 02/15/24, CUSIP 43815BAC4	3,356.50				0.00
February 15, 2024 February 15, 2024	Principal Payment of 1 USD on 45,000.00 Par Value for CarMax Auto Owner Trust 2022-2 CARMX 2022-2 A3 3.49% 16 Feb 2027 Due On 02/15/24 With Ex Date 02/15/24, CUSIP 14317HAC5	2,353.48				0.00
February 15, 2024 February 15, 2024	Principal Payment of 1 USD on 30,000.00 Par Value for CarMax Auto Owner Trust 2021-3 CARMX 2021-3 A3 0.55% 15 Jun 2026 Due On 02/15/24 With Ex Date 02/15/24, CUSIP 14317DAC4	1,215.17				0.00
February 15, 2024 February 15, 2024	Principal Payment of 1 USD on 50,000.00 Par Value for Carmax Auto Owner Trust 2021-1 CARMX 2021-1 A3 0.34% 15 Dec 2025 Due On 02/15/24 With Ex Date 02/15/24, CUSIP 14316NAC3	1,680.78				0.00
February 15, 2024 February 15, 2024	Principal Payment of 1 USD on 45,000.00 Par Value for	2,700.42				0.00

Realized Gains and Losses (continued)

Trade date Settlement date	Transaction description	Principal amount	Income amount	Cost	Accrued income	Realized G/L
<i>Consumer ABS (continued)</i>						
February 15, 2024 February 15, 2024	John Deere Owner Trust 2022 JDOT 2022-A A3 2.32% 16 Sep 2026 Due On 02/15/24 With Ex Date 02/15/24, CUSIP 47787JAC2	731.97				0.00
February 15, 2024 February 15, 2024	Principal Payment of 1 USD on 35,000.00 Par Value for CNH Equipment Trust 2022-A CNH 2022-A A3 2.94% 15 Jul 2027 Due On 02/15/24 With Ex Date 02/15/24, CUSIP 12660DAC1	3,689.58				0.00
February 15, 2024 February 15, 2024	Principal Payment of 1 USD on 65,000.00 Par Value for Hyundai Auto Receivables Trust 2022-A HART 2022-A A3 2.22% 15 Oct 2026 Due On 02/15/24 With Ex Date 02/15/24, CUSIP 448977ADO	2,061.70				0.00
February 15, 2024 February 15, 2024	Principal Payment of 1 USD on 45,000.00 Par Value for Harley-Davidson Motorcycle Trust 2022-A HDMOT 2022-A A3 3.06% 15 Feb 2027 Due On 02/15/24 With Ex Date 02/15/24, CUSIP 41284YAD8	4,375.12				0.00
February 15, 2024 February 15, 2024	Principal Payment of 1 USD on 75,000.00 Par Value for Ally Auto Receivables Trust 2022-1 ALLYA 2022-1 A3 3.31% 15 Nov 2026 Due On 02/15/24 With Ex Date 02/15/24, CUSIP 02008JACO	0.00		-3,356.00		0.50

Realized Gains and Losses (continued)

Trade date Settlement date	Transaction description	Principal amount	Income amount	Cost	Accrued income	Realized G/L
<i>Consumer ABS (continued)</i>						
February 15, 2024 February 15, 2024	Honda Auto Receivables 2022-1 Owner Trust HAROT 2022-1 A3 1.88% 15 May 2026 Due On 02/15/24 With Ex Date 02/15/24, CUSIP 43815BAC4	0.00		-2,353.12		0.36
February 15, 2024 February 15, 2024	Principal Payment of 2,353.48 Current Face on 45,000.00 Par Value for CarMax Auto Owner Trust 2022-2 CARMX 2022-2 A3 3.49% 16 Feb 2027 Due On 02/15/24 With Ex Date 02/15/24, CUSIP 14317HAC5	0.00		-1,214.97		0.20
February 15, 2024 February 15, 2024	Principal Payment of 1,215.17 Current Face on 30,000.00 Par Value for CarMax Auto Owner Trust 2021-3 CARMX 2021-3 A3 0.55% 15 Jun 2026 Due On 02/15/24 With Ex Date 02/15/24, CUSIP 14317DAC4	0.00		-1,680.45		0.33
February 15, 2024 February 15, 2024	Principal Payment of 1,680.78 Current Face on 50,000.00 Par Value for Carmax Auto Owner Trust 2021-1 CARMX 2021-1 A3 0.34% 15 Dec 2025 Due On 02/15/24 With Ex Date 02/15/24, CUSIP 14316NAC3	0.00		-2,699.82		0.60
February 15, 2024 February 15, 2024	Principal Payment of 2,700.42 Current Face on 45,000.00 Par Value for John Deere Owner Trust 2022 JDOT 2022-A A3 2.32% 16 Sep 2026 Due On 02/15/24 With	0.00				

Realized Gains and Losses (continued)

Trade date Settlement date	Transaction description	Principal amount	Income amount	Cost	Accrued income	Realized G/L
<i>Consumer ABS (continued)</i>						
	Ex Date 02/15/24, CUSIP 47787JAC2					
February 15, 2024	Principal Payment of 731.97	0.00		-731.92		0.05
February 15, 2024	Current Face on 35,000.00 Par Value for CNH Equipment Trust 2022-A CNH 2022-A A3 2.94% 15 Jul 2027 Due On 02/15/24 With Ex Date 02/15/24, CUSIP 12660DAC1					
February 15, 2024	Principal Payment of	0.00		-3,689.44		0.14
February 15, 2024	3,689.58 Current Face on 65,000.00 Par Value for Hyundai Auto Receivables Trust 2022-A HART 2022-A A3 2.22% 15 Oct 2026 Due On 02/15/24 With Ex Date 02/15/24, CUSIP 448977AD0					
February 15, 2024	Principal Payment of	0.00		-2,061.36		0.34
February 15, 2024	2,061.70 Current Face on 45,000.00 Par Value for Harley-Davidson Motorcycle Trust 2022-A HDMOT 2022-A A3 3.06% 15 Feb 2027 Due On 02/15/24 With Ex Date 02/15/24, CUSIP 41284YAD8					
February 15, 2024	Principal Payment of	0.00		-4,374.27		0.85
February 15, 2024	4,375.12 Current Face on 75,000.00 Par Value for Ally Auto Receivables Trust 2022-1 ALLYA 2022-1 A3 3.31% 15 Nov 2026 Due On 02/15/24 With Ex Date 02/15/24, CUSIP 02008JACO					
February 20, 2024	Principal Payment of 1 USD	936.80				0.00
February 20, 2024	on 20,000.00 Par Value for Honda Auto Receivables					

Realized Gains and Losses (continued)

Trade date Settlement date	Transaction description	Principal amount	Income amount	Cost	Accrued income	Realized G/L
<i>Consumer ABS (continued)</i>						
February 20, 2024 February 20, 2024	2021-3 Owner Trust HAROT 2021-3 A3 0.41% 18 Nov 2025 Due On 02/20/24 With Ex Date 02/18/24, CUSIP 43815EAC8	0.00		-936.79		0.01
February 21, 2024 February 21, 2024	Principal Payment of 1 USD on 15,000.00 Par Value for Honda Auto Receivables 2021-4 Owner Trust HAROT 2021-4 A3 0.88% 21 Jan 2026 Due On 02/21/24 With Ex Date 02/21/24, CUSIP 43815GAC3	775.82				0.00
February 21, 2024 February 21, 2024	Principal Payment of 775.82 Current Face on 15,000.00 Par Value for Honda Auto Receivables 2021-4 Owner Trust HAROT 2021-4 A3 0.88% 21 Jan 2026 Due On 02/21/24 With Ex Date 02/21/24, CUSIP 43815GAC3	0.00		-775.66		0.16
February 26, 2024 February 26, 2024	Principal Payment of 1 USD on 30,000.00 Par Value for BMW Vehicle Owner Trust 2022-A BMWOT 2022-A A3 3.21% 25 Aug 2026 Due On 02/26/24 With Ex Date 02/25/24, CUSIP 05602RAD3	1,874.00				0.00

Realized Gains and Losses (continued)

Trade date Settlement date	Transaction description	Principal amount	Income amount	Cost	Accrued income	Realized G/L
<i>Consumer ABS (continued)</i>						
February 26, 2024	Principal Payment of	0.00		-1,873.90		0.10
February 26, 2024	1,874.00 Current Face on 30,000.00 Par Value for BMW Vehicle Owner Trust 2022-A BMWOT 2022-A A3 3.21% 25 Aug 2026 Due On 02/26/24 With Ex Date 02/25/24, CUSIP 05602RAD3					
Total Consumer ABS		\$25,751.34	\$0.00	-\$25,747.70	\$0.00	\$3.64
<i>Commercial ABS</i>						
February 15, 2024	Principal Payment of 1 USD	630.11				0.00
February 15, 2024	on 15,000.00 Par Value for CNH Equipment Trust 2021-C CNH 2021-C A3 0.81% 15 Dec 2026 Due On 02/15/24 With Ex Date 02/15/24, CUSIP 12598LACO					
February 15, 2024	Principal Payment of 630.11	0.00		-630.04		0.07
February 15, 2024	Current Face on 15,000.00 Par Value for CNH Equipment Trust 2021-C CNH 2021-C A3 0.81% 15 Dec 2026 Due On 02/15/24 With Ex Date 02/15/24, CUSIP 12598LACO					
Total Commercial ABS		\$630.11	\$0.00	-\$630.04	\$0.00	\$0.07
<i>US Credit</i>						
February 5, 2024	Full Call 1 USD Bank of	55,000.00				0.00
February 5, 2024	America Corp Variable 1.843% 04 Feb 2025 For 55,000.00 Par Value Due on 02/05/24 With Ex Date 02/04/24, CUSIP 06051GKG3					
February 5, 2024	Full Call 100:100 Debit	0.00		-55,000.00		0.00
February 5, 2024	55,000.00 Bank of America					

Realized Gains and Losses (continued)

Trade date Settlement date	Transaction description	Principal amount	Income amount	Cost	Accrued income	Realized G/L
<i>US Credit (continued)</i>						
	Corp Variable 1.843% 04 Feb 2025 For 55,000.00 Par Value of Bank of America Corp Variable 1.843% 04 Feb 2025 Due on 02/05/24 With Ex Date 02/04/24, CUSIP 06051GKG3					
Total US Credit		\$55,000.00	\$0.00	-\$55,000.00	\$0.00	\$0.00
Total Fixed Income		\$93,724.74	\$0.00	-\$93,697.64	\$0.00	\$27.10
Total Corporate Actions/Income		\$93,724.74	\$0.00	-\$93,697.64	\$0.00	\$27.10
Sales						
<i>Fixed Income</i>						
<i>US Government</i>						
February 1, 2024 February 5, 2024	Sale 115,000.00 Par Value of United States Treasury Note/Bond 2.625% 15 Apr 2025 @ 97.79% Received Accrued Interest of \$932.02, CUSIP 91282CEHO	112,457.42		-114,047.66	932.02	-1,590.24
February 1, 2024 February 5, 2024	Sale 150,000.00 Par Value of United States Treasury Note/Bond 1% 15 Dec 2024 @ 96.83% Received Accrued Interest of \$213.11, CUSIP 91282CDN8	145,248.05		-149,841.79	213.11	-4,593.74
February 6, 2024 February 8, 2024	Sale 30,000.00 Par Value of United States Treasury Note/Bond 4.625% 15 Oct 2026 @ 100.87% Received Accrued Interest of \$439.75, CUSIP 91282CJC6	30,261.33		-29,960.16	439.75	301.17
February 7, 2024 February 9, 2024	Sale 55,000.00 Par Value of United States Treasury Note/Bond 4.625% 15 Oct	55,509.18		-54,926.95	813.17	582.23

Realized Gains and Losses (continued)

Trade date Settlement date	Transaction description	Principal amount	Income amount	Cost	Accrued income	Realized G/L
<i>US Government (continued)</i>						
	2026 @ 100.93% Received Accrued Interest of \$813.17, CUSIP 91282CJC6					
February 8, 2024 February 14, 2024	Sale 60,000.00 Par Value of United States Treasury Note/Bond 4.625% 15 Sep 2026 @ 100.80% Received Accrued Interest of \$1,158.79, CUSIP 91282CHY0	60,482.81		-59,571.09	1,158.79	911.72
February 21, 2024 February 26, 2024	Sale 40,000.00 Par Value of United States Treasury Note/Bond 4.625% 15 Oct 2026 @ 100.35% Received Accrued Interest of \$677.32, CUSIP 91282CJC6	40,140.63		-39,946.88	677.32	193.75
February 23, 2024 February 26, 2024	Sale 55,000.00 Par Value of United States Treasury Note/Bond 4.625% 15 Oct 2026 @ 100.27% Received Accrued Interest of \$931.32, CUSIP 91282CJC6	55,148.24		-54,926.95	931.32	221.29
Total US Government		\$499,247.66	\$0.00	-\$503,221.48	\$5,165.48	-\$3,973.82
<i>US Credit</i>						
February 1, 2024 February 5, 2024	Sale 30,000.00 Par Value of BMW US Capital LLC 3.25% 01 Apr 2025 @ 98.29% Received Accrued Interest of \$335.83, CUSIP 05565EBZ7	29,486.40		-29,971.80	335.83	-485.40

Realized Gains and Losses (continued)

Trade date Settlement date	Transaction description	Principal amount	Income amount	Cost	Accrued income	Realized G/L
<i>US Credit (continued)</i>						
February 1, 2024	Sale 55,000.00 Par Value of	53,436.35		-55,003.45	378.13	-1,567.10
February 5, 2024	Target Corp 2.25% 15 Apr 2025 @ 97.16% Received Accrued Interest of \$378.13, CUSIP 87612EBL9					
Total US Credit		\$82,922.75	\$0.00	-\$84,975.25	\$713.96	-\$2,052.50
Total Fixed Income		\$582,170.41	\$0.00	-\$588,196.73	\$5,879.44	-\$6,026.32
Total Sales		\$582,170.41	\$0.00	-\$588,196.73	\$5,879.44	-\$6,026.32
Cash Sweep Activity						
<i>Cash and Equivalents</i>						
<i>Cash Equivalents</i>						
February 29, 2024	Sweep sales totaling	208,424.11		-208,424.11		0.00
February 29, 2024	-208,424.11 units of Fidelity Government Portfolio for DORALCITYTRANSP - Capital (5 Transactions), CUSIP 316175108					
Total Cash Equivalents		\$208,424.11	\$0.00	-\$208,424.11	\$0.00	\$0.00
Total Cash and Equivalents		\$208,424.11	\$0.00	-\$208,424.11	\$0.00	\$0.00
Total Cash Sweep Activity		\$208,424.11	\$0.00	-\$208,424.11	\$0.00	\$0.00
Total	DORALCITYTRANSP	\$884,319.26	\$0.00	-\$890,318.48	\$5,879.44	-\$5,999.22

Contributions and Receipts

Trade Date		Principal amount	Income amount
Settlement Date	Transaction Description		
██████████	DORALCITYTRANSP		
Contributions/Receipts			
<i>Transfers</i>			
February 1, 2024	Cash Transfer - Portfolio Transfer From ██████████ DORALCITYTRANSP Administrative (Capital),		465.40
February 1, 2024	Spot Currency USD		
February 29, 2024	Aggregate Cash Transfer due to Interest Transfer, Spot Currency USD		4,944.82
February 29, 2024			
Total Transfers		\$0.00	\$5,410.22
Total Contributions/Receipts		\$0.00	\$5,410.22
Total	██████████ DORALCITYTRANSP	\$0.00	\$5,410.22

Distributions and Disbursements

Trade Date	Transaction Description	Principal amount	Income amount
Settlement Date			
██████████	DORALCITYTRANSP		
Distributions/Disbursements			
<i>Transfers</i>			
February 1, 2024	Cash Transfer - Portfolio Transfer To ██████████ DORALCITYTRANSP Administrative (Income),	-465.40	
February 1, 2024	Spot Currency USD		
February 29, 2024	Aggregate Cash Transfer due to Interest Transfer, Spot Currency USD	-4,944.82	
February 29, 2024			
Total Transfers		-\$5,410.22	\$0.00
Total Distributions/Disbursements		-\$5,410.22	\$0.00
Total	██████████ DORALCITYTRANSP	-\$5,410.22	\$0.00

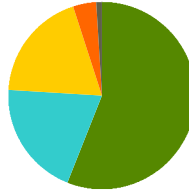
Fees and Expenses

No transactions this period.

Income Received

Summary

	Amount	Percent
US Government	20,803.13	56%
US Credit	7,275.38	20%
Consumer ABS	6,925.90	19%
CMBS	1,545.11	4%
Cash Equivalents	469.22	1%
CMO	135.11	0%
Commercial ABS	76.81	0%
Agency MBS	73.97	0%
Total of your portfolio	\$37,304.63	100%



Details

Trade Date

Settlement Date	Transaction Description	Principal amount	Income amount
-----------------	-------------------------	------------------	---------------

██████████ DORALCITYTRANSP

Income Received

Dividends

Cash and Equivalents

Cash Equivalents

February 1, 2024	Daily Rate Income on Fidelity Government Portfolio For Period of 01/01/24 to 01/31/24 Due on		469.22
February 1, 2024	02/01/24, CUSIP 316175108		

Total Cash Equivalents		\$0.00	\$469.22
-------------------------------	--	---------------	-----------------

Total Cash and Equivalents		\$0.00	\$469.22
-----------------------------------	--	---------------	-----------------

Total Dividends		\$0.00	\$469.22
------------------------	--	---------------	-----------------

Interest

Fixed Income

US Government

February 15, 2024	Interest Payment 0.04375 USD United States Treasury Note/Bond 4.375% 15 Aug 2026 For		6,015.63
February 15, 2024	275,000.00 Par Value Due on 02/15/24 With Ex Date 02/15/24, CUSIP 91282CHU8		

Income Received (continued)

Trade Date Settlement Date	Transaction Description	Principal amount	Income amount
<i>US Government (continued)</i>			
February 15, 2024	Interest Payment 0.04 USD United States Treasury Note/Bond 4% 15 Feb 2026 For 505,000.00 Par		10,100.00
February 15, 2024	Value Due on 02/15/24 With Ex Date 02/15/24, CUSIP 91282CGL9		
February 15, 2024	Interest Payment 0.03125 USD United States Treasury Note/Bond 3.125% 15 Aug 2025 For		4,687.50
February 15, 2024	300,000.00 Par Value Due on 02/15/24 With Ex Date 02/15/24, CUSIP 91282CFE6		
Total US Government		\$0.00	\$20,803.13
<i>Agency MBS</i>			
February 26, 2024	Interest Payment of 0.03 USD on 18,852.54 Current Face for Fannie Mae Pool FN FM4174 3% 01		47.13
February 26, 2024	Nov 2032 Due On 02/26/24 With Ex Date 02/01/24, CUSIP 3140X7T82		
February 26, 2024	Interest Payment of 0.03 USD on 10,737.70 Current Face for Fannie Mae Pool FN BM4614 3% 01		26.84
February 26, 2024	Mar 2033 Due On 02/26/24 With Ex Date 02/01/24, CUSIP 3140J9DU2		
Total Agency MBS		\$0.00	\$73.97
<i>CMO</i>			
February 20, 2024	Interest Payment of 0.03 USD on 19,280.92 Current Face for Government National Mortgage		48.20
February 20, 2024	Association GNR 2014-H19 HA 3% 20 Sep 2064 Due On 02/20/24 With Ex Date 02/01/24, CUSIP 38375UPV6		
February 20, 2024	Interest Payment of 0.025 USD on 21,626.90 Current Face for Government National Mortgage		45.06
February 20, 2024	Association GNR 2019-H12 JA 2.5% 20 Jul 2069 Due On 02/20/24 With Ex Date 02/01/24, CUSIP 38380LXE8		
February 20, 2024	Interest Payment of 0.0225 USD on 22,320.56 Current Face for Government National Mortgage		41.85
February 20, 2024	Association GNR 2020-H02 DA 2.25% 20 Dec 2069 Due On 02/20/24 With Ex Date 02/01/24, CUSIP 38380LV67		
Total CMO		\$0.00	\$135.11
<i>CMBS</i>			
February 15, 2024	Interest Payment of 0.028 USD on 90,000.00 Current Face for Capital One Multi Asset Execution		210.00
February 15, 2024	Trust 2.8% 15 Mar 2027 Due On 02/15/24 With Ex Date 02/15/24, CUSIP 14041NFZ9		
February 15, 2024	Interest Payment of 0.001075 USD on 20,929.44 Current Face for Ford Credit Auto Owner Trust		22.50
February 15, 2024	2022-A FORDO 2022-A A3 1.29% 15 Jun 2026 Due On 02/15/24 With Ex Date 02/15/24, CUSIP 345286AC2		
February 15, 2024	Interest Payment of 0.004242 USD on 70,000.00 Current Face for John Deere Owner Trust 2022-C		296.92
February 15, 2024	JDOT 2022-C A3 5.09% 15 Jun 2027 Due On 02/15/24 With Ex Date 02/15/24, CUSIP 47800BAC2		

Income Received (continued)

Trade Date			Principal amount	Income amount
Settlement Date	Transaction Description			
CMBS (continued)				
February 15, 2024	Interest Payment of 0.004358 USD on 50,000.00 Current Face for Daimler Trucks Retail Trust			217.92
February 15, 2024	2022-1 DTRT 2022-1 A3 5.23% 17 Feb 2026 Due On 02/15/24 With Ex Date 02/15/24, CUSIP 233869ACO			
February 15, 2024	Interest Payment of 0.000467 USD on 12,722.06 Current Face for CarMax Auto Owner Trust			5.94
February 15, 2024	2021-4 CARMX 2021-4 A3 0.56% 15 Sep 2026 Due On 02/15/24 With Ex Date 02/15/24, CUSIP 14317JAD9			
February 16, 2024	Interest Payment of 0.00105 USD on 19,609.31 Current Face for GM Financial Consumer			20.59
February 16, 2024	Automobile Receivables Trust 2022-1 GMCAR 2022-1 A3 1.26% 16 Nov 2026 Due On 02/16/24 With Ex Date 02/16/24, CUSIP 380146AC4			
February 16, 2024	Interest Payment of 0.002583 USD on 30,000.00 Current Face for GM Financial Consumer			77.50
February 16, 2024	Automobile Receivables Trust 2022-2 GMCAR 2022-2 A3 3.1% 16 Feb 2027 Due On 02/16/24 With Ex Date 02/16/24, CUSIP 362585AC5			
February 26, 2024	Interest Payment of 0.002553 USD on 97,400.97 Current Face for Freddie Mac Multifamily			248.70
February 26, 2024	Structured Pass Through Certificates FHMS K728 A2 Var 25 Aug 2024 Due On 02/26/24 With Ex Date 02/01/24, CUSIP 3137FBTA4			
February 26, 2024	Interest Payment of 0.003267 USD on 63,780.02 Current Face for Freddie Mac Multifamily			208.35
February 26, 2024	Structured Pass Through Certificates FHMS K082 A1 3.92% 25 May 2028 Due On 02/26/24 With Ex Date 02/01/24, CUSIP 3137FJKD0			
February 26, 2024	Interest Payment of 0.00195 USD on 57,988.26 Current Face for Freddie Mac Multifamily			113.08
February 26, 2024	Structured Pass Through Certificates FHMS K058 A1 2.34% 25 Jul 2026 Due On 02/26/24 With Ex Date 02/01/24, CUSIP 3137BSP64			
February 26, 2024	Interest Payment of 0.001902 USD on 65,000.00 Current Face for Freddie Mac Multifamily			123.61
February 26, 2024	Structured Pass Through Certificates FHMS K736 A2 2.282% 25 Jul 2026 Due On 02/26/24 With Ex Date 02/01/24, CUSIP 3137FNWX4			
Total CMBS			\$0.00	\$1,545.11
Consumer ABS				
February 15, 2024	Interest Payment of 0.0332 USD on 80,000.00 Current Face for Discover Card Execution Note Trust			221.33
February 15, 2024	DCENT 2022-A2 A 3.32% 15 May 2027 Due On 02/15/24 With Ex Date 02/15/24, CUSIP 254683CS2			
February 15, 2024	Interest Payment of 0.002908 USD on 80,000.00 Current Face for Capital One Multi-Asset			232.67
February 15, 2024	Execution Trust COMET 2022-A2 A 3.49% 15 May 2027 Due On 02/15/24 With Ex Date 02/15/24, CUSIP 14041NGA3			
February 15, 2024	Interest Payment of 0.0043 USD on 100,000.00 Current Face for Chase Issuance Trust CHAIT			430.00
February 15, 2024	2023-A1 A 5.16% 15 Sep 2028 Due On 02/15/24 With Ex Date 02/15/24, CUSIP 161571HT4			

Income Received (continued)

Trade Date			Principal amount	Income amount
Settlement Date	Transaction Description			
<i>Consumer ABS (continued)</i>				
February 15, 2024	Interest Payment of 0.000867 USD on 25,000.00 Current Face for Capital One Multi-Asset			21.67
February 15, 2024	Execution Trust COMET 2021-A3 A3 1.04% 15 Nov 2026 Due On 02/15/24 With Ex Date 02/15/24, CUSIP 14041NFY2			
February 15, 2024	Interest Payment of 0.0356 USD on 75,000.00 Current Face for Discover Card Execution Note Trust			222.50
February 15, 2024	DCENT 2022-A3 A3 3.56% 15 Jul 2027 Due On 02/15/24 With Ex Date 02/15/24, CUSIP 254683CW3			
February 15, 2024	Interest Payment of 0.003925 USD on 45,000.00 Current Face for Toyota Auto Receivables 2023-B			176.63
February 15, 2024	Owner Trust TAOT 2023-B A3 4.71% 15 Feb 2028 Due On 02/15/24 With Ex Date 02/15/24, CUSIP 891941AD8			
February 15, 2024	Interest Payment of 0.00465 USD on 80,000.00 Current Face for USAA Auto Owner Trust 2023-A			372.00
February 15, 2024	USAOT 2023-A A3 5.58% 15 May 2028 Due On 02/15/24 With Ex Date 02/15/24, CUSIP 90291VAC4			
February 15, 2024	Interest Payment of 0.004608 USD on 70,000.00 Current Face for Fifth Third Auto Trust 2023-1			322.58
February 15, 2024	FITAT 2023-1 A3 5.53% 15 Aug 2028 Due On 02/15/24 With Ex Date 02/15/24, CUSIP 31680EAD3			
February 15, 2024	Interest Payment of 0.00245 USD on 35,000.00 Current Face for CNH Equipment Trust 2022-A			85.75
February 15, 2024	CNH 2022-A A3 2.94% 15 Jul 2027 Due On 02/15/24 With Ex Date 02/15/24, CUSIP 12660DAC1			
February 15, 2024	Interest Payment of 0.002908 USD on 41,967.33 Current Face for CarMax Auto Owner Trust			122.05
February 15, 2024	2022-2 CARMX 2022-2 A3 3.49% 16 Feb 2027 Due On 02/15/24 With Ex Date 02/15/24, CUSIP 14317HAC5			
February 15, 2024	Interest Payment of 0.001567 USD on 50,306.05 Current Face for Honda Auto Receivables 2022-1			78.81
February 15, 2024	Owner Trust HAROT 2022-1 A3 1.88% 15 May 2026 Due On 02/15/24 With Ex Date 02/15/24, CUSIP 43815BAC4			
February 15, 2024	Interest Payment of 0.002642 USD on 35,000.00 Current Face for Capital One Prime Auto			92.46
February 15, 2024	Receivables Trust 2022-1 COPAR 2022-1 A3 3.17% 15 Apr 2027 Due On 02/15/24 With Ex Date 02/15/24, CUSIP 14043QAC6			
February 15, 2024	Interest Payment of 0.004342 USD on 100,000.00 Current Face for Mercedes-Benz Auto			434.17
February 15, 2024	Receivables Trust 2022-1 MBART 2022-1 A3 5.21% 16 Aug 2027 Due On 02/15/24 With Ex Date 02/15/24, CUSIP 58768PAC8			
February 15, 2024	Interest Payment of 0.00445 USD on 90,000.00 Current Face for Carmax Auto Owner Trust 2022-4			400.50
February 15, 2024	CARMX 2022-4 A3 5.34% 16 Aug 2027 Due On 02/15/24 With Ex Date 02/15/24, CUSIP 14318UAD3			

Income Received (continued)

Trade Date Settlement Date	Transaction Description	Principal amount	Income amount
<i>Consumer ABS (continued)</i>			
February 15, 2024 February 15, 2024	Interest Payment of 0.00455 USD on 120,000.00 Current Face for Ally Auto Receivables Trust 2023-1 ALLYA 2023-1 A3 5.46% 15 May 2028 Due On 02/15/24 With Ex Date 02/15/24, CUSIP 02007WAC2		546.00
February 15, 2024 February 15, 2024	Interest Payment of 0.00305 USD on 35,000.00 Current Face for Capital One Prime Auto Receivables Trust 2022-2 COPAR 2022-2 A3 3.66% 17 May 2027 Due On 02/15/24 With Ex Date 02/15/24, CUSIP 14043GAD6		106.75
February 15, 2024 February 15, 2024	Interest Payment of 0.003875 USD on 30,000.00 Current Face for Ford Credit Auto Owner Trust 2023-A FORDO 2023-A A3 4.65% 15 Feb 2028 Due On 02/15/24 With Ex Date 02/15/24, CUSIP 344928AD8		116.25
February 15, 2024 February 15, 2024	Interest Payment of 0.002758 USD on 67,435.74 Current Face for Ally Auto Receivables Trust 2022-1 ALLYA 2022-1 A3 3.31% 15 Nov 2026 Due On 02/15/24 With Ex Date 02/15/24, CUSIP 02008JACO		186.01
February 15, 2024 February 15, 2024	Interest Payment of 0.001933 USD on 35,588.45 Current Face for John Deere Owner Trust 2022 JDOT 2022-A A3 2.32% 16 Sep 2026 Due On 02/15/24 With Ex Date 02/15/24, CUSIP 47787JAC2		68.80
February 15, 2024 February 15, 2024	Interest Payment of 0.004617 USD on 25,000.00 Current Face for Toyota Auto Receivables 2023-D Owner Trust TAOT 2023-D A3 5.54% 15 Aug 2028 Due On 02/15/24 With Ex Date 02/15/24, CUSIP 89239FAD4		115.42
February 15, 2024 February 15, 2024	Interest Payment of 0.002013 USD on 25,000.00 Current Face for Toyota Auto Receivables 2024-A Owner Trust TAOT 2024-A A3 4.83% 16 Oct 2028 Due On 02/15/24 With Ex Date 02/15/24, CUSIP 89238DADO		50.31
February 15, 2024 February 15, 2024	Interest Payment of 0.004358 USD on 100,000.00 Current Face for American Express Credit Account Master Trust AMXCA 2023-3 A 5.3% 15 Sep 2028 Due On 02/15/24 With Ex Date 02/15/24, CUSIP 02582JKD1		435.83
February 15, 2024 February 15, 2024	Interest Payment of 0.004783 USD on 90,000.00 Current Face for Bank of America Auto Trust 5.74% 15 Jun 2028 Due On 02/15/24 With Ex Date 02/15/24, CUSIP 06054YAC1		430.50
February 15, 2024 February 15, 2024	Interest Payment of 0.004108 USD on 40,000.00 Current Face for Honda Auto Receivables 2023-2 Owner Trust HAROT 2023-2 A3 4.93% 15 Nov 2027 Due On 02/15/24 With Ex Date 02/15/24, CUSIP 437927ACO		164.33
February 15, 2024 February 15, 2024	Interest Payment of 0.004567 USD on 25,000.00 Current Face for Hyundai Auto Receivables Trust 2023-B HART 2023-B A3 5.48% 17 Apr 2028 Due On 02/15/24 With Ex Date 02/15/24, CUSIP 44933XAD9		114.17

Income Received (continued)

Trade Date			Principal amount	Income amount
Settlement Date	Transaction Description			
<i>Consumer ABS (continued)</i>				
February 15, 2024	Interest Payment of 0.004617 USD on 35,000.00 Current Face for Hyundai Auto Receivables Trust			161.58
February 15, 2024	2023-C HART 2023-C A3 5.54% 16 Oct 2028 Due On 02/15/24 With Ex Date 02/15/24, CUSIP 44918CAD4			
February 15, 2024	Interest Payment of 0.0306 USD on 36,572.20 Current Face for Harley-Davidson Motorcycle Trust			93.26
February 15, 2024	2022-A HDMOT 2022-A A3 3.06% 15 Feb 2027 Due On 02/15/24 With Ex Date 02/15/24, CUSIP 41284YAD8			
February 15, 2024	Interest Payment of 0.000458 USD on 16,286.43 Current Face for CarMax Auto Owner Trust			7.46
February 15, 2024	2021-3 CARMX 2021-3 A3 0.55% 15 Jun 2026 Due On 02/15/24 With Ex Date 02/15/24, CUSIP 14317DAC4			
February 15, 2024	Interest Payment of 0.00185 USD on 59,338.19 Current Face for Hyundai Auto Receivables Trust			109.78
February 15, 2024	2022-A HART 2022-A A3 2.22% 15 Oct 2026 Due On 02/15/24 With Ex Date 02/15/24, CUSIP 448977AD0			
February 15, 2024	Interest Payment of 0.004958 USD on 35,000.00 Current Face for Mercedes-Benz Auto Rece			173.54
February 15, 2024	5.83% 15 Nov 2028 Due On 02/15/24 With Ex Date 02/15/24, CUSIP 58769FAC9			
February 15, 2024	Interest Payment of 0.004942 USD on 25,000.00 Current Face for Nissan Auto Receivables 2023-B			123.54
February 15, 2024	Owner Trust NAROT 2023-B A3 5.93% 15 Mar 2028 Due On 02/15/24 With Ex Date 02/15/24, CUSIP 65480MAD5			
February 15, 2024	Interest Payment of 0.004608 USD on 45,000.00 Current Face for Bank of America Auto Trust			207.37
February 15, 2024	2023-1 BAAT 2023-1A A3 5.53% 15 Feb 2028 Due On 02/15/24 With Ex Date 02/15/24, CUSIP 06428AAC2			
February 15, 2024	Interest Payment of 0.000283 USD on 11,925.70 Current Face for Carmax Auto Owner Trust			3.38
February 15, 2024	2021-1 CARMX 2021-1 A3 0.34% 15 Dec 2025 Due On 02/15/24 With Ex Date 02/15/24, CUSIP 14316NAC3			
February 15, 2024	Interest Payment of 0.003133 USD on 25,000.00 Current Face for Toyota Auto Receivables 2022-C			78.33
February 15, 2024	Owner Trust TAOT 2022-C A3 3.76% 15 Apr 2027 Due On 02/15/24 With Ex Date 02/15/24, CUSIP 89231CAD9			
February 16, 2024	Interest Payment of 0.003725 USD on 30,000.00 Current Face for GM Financial Consumer			111.75
February 16, 2024	Automobile Receivables Trust 2023-2 GMCAR 2023-2 A3 4.47% 16 Feb 2028 Due On 02/16/24 With Ex Date 02/16/24, CUSIP 362583AD8			
February 16, 2024	Interest Payment of 0.003907 USD on 10,000.00 Current Face for GM Financial Consumer			39.07
February 16, 2024	Automobile Receivables Trust 2024-1 GMCAR 2024-1 A3 4.85% 18 Dec 2028 Due On 02/16/24 With Ex Date 02/16/24, CUSIP 36268GAD7			

Income Received (continued)

Trade Date			Principal amount	Income amount
Settlement Date	Transaction Description			
Consumer ABS (continued)				
February 20, 2024	Interest Payment of 0.000342 USD on 9,374.29 Current Face for Honda Auto Receivables 2021-3			3.20
February 20, 2024	Owner Trust HAROT 2021-3 A3 0.41% 18 Nov 2025 Due On 02/20/24 With Ex Date 02/18/24, CUSIP 43815EAC8			
February 21, 2024	Interest Payment of 0.004725 USD on 20,000.00 Current Face for Honda Auto Receivables 2023-4			94.50
February 21, 2024	Owner Trust HAROT 2023-4 A3 5.67% 21 Jun 2028 Due On 02/21/24 With Ex Date 02/21/24, CUSIP 438123AC5			
February 21, 2024	Interest Payment of 0.000733 USD on 9,668.82 Current Face for Honda Auto Receivables 2021-4			7.09
February 21, 2024	Owner Trust HAROT 2021-4 A3 0.88% 21 Jan 2026 Due On 02/21/24 With Ex Date 02/21/24, CUSIP 43815GAC3			
February 26, 2024	Interest Payment of 0.004558 USD on 20,000.00 Current Face for BMW Vehicle Owner Trust			91.17
February 26, 2024	2023-A BMWOT 2023-A A3 5.47% 25 Feb 2028 Due On 02/26/24 With Ex Date 02/25/24, CUSIP 05592XAD2			
February 26, 2024	Interest Payment of 0.002675 USD on 27,434.81 Current Face for BMW Vehicle Owner Trust			73.39
February 26, 2024	2022-A BMWOT 2022-A A3 3.21% 25 Aug 2026 Due On 02/26/24 With Ex Date 02/25/24, CUSIP 05602RAD3			
Total Consumer ABS			\$0.00	\$6,925.90
Commercial ABS				
February 15, 2024	Interest Payment of 0.000675 USD on 10,743.03 Current Face for CNH Equipment Trust 2021-C			7.25
February 15, 2024	CNH 2021-C A3 0.81% 15 Dec 2026 Due On 02/15/24 With Ex Date 02/15/24, CUSIP 12598LACO			
February 15, 2024	Interest Payment of 0.002783 USD on 25,000.00 Current Face for CNH Equipment Trust 4.77% 15			69.56
February 15, 2024	Jun 2029 Due On 02/15/24 With Ex Date 02/15/24, CUSIP 18978FAC0			
Total Commercial ABS			\$0.00	\$76.81
US Credit				
February 1, 2024	Interest Payment 0.025 USD Truist Financial Corp 2.5% 01 Aug 2024 For 85,000.00 Par Value Due			1,062.50
February 1, 2024	on 02/01/24 With Ex Date 02/01/24, CUSIP 05531FBH5			
February 5, 2024	Interest Payment 0.009215 USD Bank of America Corp Variable 1.843% 04 Feb 2025 For			506.83
February 5, 2024	55,000.00 Par Value Due on 02/05/24 With Ex Date 02/04/24, CUSIP 06051GKG3			
February 6, 2024	Interest Payment 0.01746 USD State Street Corp Variable 1.746% 06 Feb 2026 For 25,000.00 Par			218.25
February 6, 2024	Value Due on 02/06/24 With Ex Date 02/06/24, CUSIP 857477BR3			
February 7, 2024	Interest Payment 0.01875 USD National Rural Utilities Cooperative Finance Corp 1.875% 07 Feb			93.75
February 7, 2024	2025 For 10,000.00 Par Value Due on 02/07/24 With Ex Date 02/07/24, CUSIP 63743HFC1			
February 12, 2024	Interest Payment 0.053 USD BMW US Capital LLC 5.3% 11 Aug 2025 For 60,000.00 Par Value Due			1,590.00
February 12, 2024	on 02/12/24 With Ex Date 02/11/24, CUSIP 05565ECC7			

Income Received (continued)

Trade Date Settlement Date	Transaction Description	Principal amount	Income amount
<i>US Credit (continued)</i>			
February 14, 2024 February 14, 2024	Interest Payment 0.05 USD Toyota Motor Credit Corp 5% 14 Aug 2026 For 45,000.00 Par Value Due on 02/14/24 With Ex Date 02/14/24, CUSIP 89236TKX2		1,125.00
February 14, 2024 February 14, 2024	Interest Payment 0.02 USD 3M Co 2% 14 Feb 2025 For 35,000.00 Par Value Due on 02/14/24 With Ex Date 02/14/24, CUSIP 88579YBH3		350.00
February 15, 2024 February 15, 2024	Interest Payment of 0.002942 USD on 30,000.00 Current Face for BA Credit Card Trust BACCT 2022-A1 A1 3.53% 15 Nov 2027 Due On 02/15/24 With Ex Date 02/15/24, CUSIP 05522RDE5		88.25
February 20, 2024 February 20, 2024	Interest Payment 0.0365 USD Toyota Motor Credit Corp 3.65% 18 Aug 2025 For 40,000.00 Par Value Due on 02/20/24 With Ex Date 02/18/24, CUSIP 89236TKF1		730.00
February 26, 2024 February 26, 2024	Interest Payment 0.012975 USD JPMorgan Chase & Co Variable 2.595% 24 Feb 2026 For 85,000.00 Par Value Due on 02/26/24 With Ex Date 02/24/24, CUSIP 46647PCV6		1,102.88
February 28, 2024 February 28, 2024	Interest Payment 0.027194 USD Pacific Life Global Fdg li Med 144a Nt 5.5 28 Aug 2026 For 15,000.00 Par Value Due on 02/28/24 With Ex Date 02/28/24, CUSIP 6944PL2W8		407.92
Total US Credit		\$0.00	\$7,275.38
Total Fixed Income		\$0.00	\$36,835.41
Total Interest		\$0.00	\$36,835.41
Total Income Received		\$0.00	\$37,304.63
Total	██████████ DORALCITYTRANSP	\$0.00	\$37,304.63

Other Income and Capital Gain Distributions

No transactions this period.

Security Transactions

Trade Date Settlement Date	Transaction Description	Principal amount	Income amount	Cost	Accrued Income	Realized G/L
DORALCITYTRANSP						
Security Transactions						
<i>Adjustments</i>						
February 1, 2024 February 1, 2024	Adjustment - Amortized Premium Current Year of Truist Financial Corp 2.5% 01 Aug 2024 - Adjustment Amount of \$636.24, Federal Cost \$636.24, State Cost \$636.24, CUSIP 05531FBH5	0.00		-636.24		0.00
February 1, 2024 February 1, 2024	Adjustment - Amortized Premium Current Year of Target Corp 2.25% 15 Apr 2025 - Adjustment Amount of \$0.95, Federal Cost \$0.95, State Cost \$0.95, CUSIP 87612EBL9	0.00		-0.95		0.00
February 14, 2024 February 14, 2024	Adjustment - Amortized Premium Current Year of 3M Co 2% 14 Feb 2025 - Adjustment Amount of \$205.44, Federal Cost \$205.44, State Cost \$205.44, CUSIP 88579YBH3	0.00		-205.44		0.00
February 15, 2024 February 15, 2024	Adjustment - Amortized Premium Current Year of United States Treasury Note/Bond 4% 15 Feb 2026 - Adjustment Amount of \$8.88, Federal Cost \$8.88, State Cost \$8.88, CUSIP 91282CGL9	0.00		-8.88		0.00
February 20, 2024 February 20, 2024	Adjustment - Amortized Premium Current Year of Government National Mortgage Association GNR 2019-H12 JA 2.5% 20 Jul 2069 -	0.00		-0.61		0.00

Security Transactions (continued)

Trade Date Settlement Date	Transaction Description	Principal amount	Income amount	Cost	Accrued Income	Realized G/L
<i>Adjustments (continued)</i>						
	Adjustment Amount of \$0.61, Federal Cost \$0.61, State Cost \$0.61, CUSIP 38380LXE8					
February 20, 2024 February 20, 2024	Adjustment - Amortized Premium Current Year of Government National Mortgage Association GNR 2020-H02 DA 2.25% 20 Dec 2069 - Adjustment Amount of \$1.22, Federal Cost \$1.22, State Cost \$1.22, CUSIP 38380LV67	0.00		-1.22		0.00
February 20, 2024 February 20, 2024	Adjustment - Amortized Premium Current Year of Government National Mortgage Association GNR 2014-H19 HA 3% 20 Sep 2064 - Adjustment Amount of \$249.99, Federal Cost \$249.99, State Cost \$249.99, CUSIP 38375UPV6	0.00		-249.99		0.00
February 26, 2024 February 26, 2024	Adjustment - Amortized Premium Current Year of Freddie Mac Multifamily Structured Pass Through Certificates FHMS K728 A2 Var 25 Aug 2024 - Adjustment Amount of \$5.10, Federal Cost \$5.10, State Cost \$5.10, CUSIP 3137FBTA4	0.00		-5.10		0.00
February 26, 2024 February 26, 2024	Adjustment - Amortized Premium Current Year of Fannie Mae Pool FN BM4614 3% 01 Mar 2033 - Adjustment Amount of \$8.28, Federal Cost \$8.28, State Cost \$8.28, CUSIP 3140J9DU2	0.00		-8.28		0.00

Security Transactions (continued)

Trade Date Settlement Date	Transaction Description	Principal amount	Income amount	Cost	Accrued Income	Realized G/L
<i>Adjustments (continued)</i>						
February 26, 2024 February 26, 2024	Adjustment - Amortized Premium Current Year of Fannie Mae Pool FN FM4174 3% 01 Nov 2032 - Adjustment Amount of \$7.84, Federal Cost \$7.84, State Cost \$7.84, CUSIP 3140X7T82	0.00		-7.84		0.00
February 26, 2024 February 26, 2024	Adjustment - Accreted Market Discount Current Year of Freddie Mac Multifamily Structured Pass Through Certificates FHMS K058 A1 2.34% 25 Jul 2026 - Adjustment Amount of \$11.21, Federal Cost \$11.21, State Cost \$11.21, CUSIP 3137BSP64	0.00		11.21		0.00
February 26, 2024 February 26, 2024	Adjustment - Accreted Market Discount Current Year of Freddie Mac Multifamily Structured Pass Through Certificates FHMS K082 A1 3.92% 25 May 2028 - Adjustment Amount of \$2.54, Federal Cost \$2.54, State Cost \$2.54, CUSIP 3137FJKD0	0.00		2.54		0.00
Total Adjustments		\$0.00	\$0.00	-\$1,110.80	\$0.00	\$0.00
Total Security Transactions		\$0.00	\$0.00	-\$1,110.80	\$0.00	\$0.00
Total	██████████ DORALCITYTRANSP	\$0.00	\$0.00	-\$1,110.80	\$0.00	\$0.00

Income Accrual on February 29, 2024

	Number of shares	Ex date Pay date	Annual rate	Beginning Accrual	Income Earned	Income Received	Ending Accrual
Cash and Equivalents							
<i>Cash</i>							
US Dollar (Spot Currency:USD)	0.00			0.00	0.00	0.00	0.00
Total Cash				\$0.00	\$0.00	\$0.00	\$0.00
<i>Cash Equivalents</i>							
Fidelity Government Portfolio (CUSIP:316175108)	32,671.90		5.33%	469.22	279.71	469.22	279.71
Total Cash Equivalents				\$469.22	\$279.71	\$469.22	\$279.71
<i>Accrued Income</i>							
Ending Accrual (Firm Defined Security ID:TOTALACCR)	0.00			0.00	0.00	0.00	0.00
Total Accrued Income				\$0.00	\$0.00	\$0.00	\$0.00
Total Cash and Equivalents				\$469.22	\$279.71	\$469.22	\$279.71
Fixed Income							
<i>US Government</i>							
United States Treasury Note/Bond 1% 15 Dec 2024 (CUSIP:91282CDN8)	0.00			196.72	16.39	213.11	0.00
United States Treasury Note/Bond 2.625% 15 Apr 2025 (CUSIP:91282CEH0)	0.00			899.03	32.99	932.02	0.00
United States Treasury Note/Bond 2.875% 15 Jun 2025 (CUSIP:91282CEU1)	580,000.00		2.95%	2,186.88	1,321.25	0.00	3,508.13
United States Treasury Note/Bond 3.125% 15 Aug 2025 (CUSIP:91282CFE6)	300,000.00	02/15/24 02/15/24	3.20%	4,330.84	742.99	4,687.50	386.33
United States Treasury Note/Bond 3% 15 Jul 2025 (CUSIP:91282CEY3)	600,000.00		3.08%	840.66	1,434.07	0.00	2,274.73
United States Treasury Note/Bond 3.625% 15 May 2026 (CUSIP:91282CHB0)	535,000.00		3.70%	4,155.81	1,545.10	0.00	5,700.91

Income Accrual on February 29, 2024 (continued)

	Number of shares	Ex date Pay date	Annual rate	Beginning Accrual	Income Earned	Income Received	Ending Accrual
<i>US Government (continued)</i>							
United States Treasury Note/Bond 3.75% 15 Apr 2026 (CUSIP:91282CGV7)	560,000.00		3.81%	6,254.10	1,663.93	0.00	7,918.03
United States Treasury Note/Bond 3.875% 15 Jan 2026 (CUSIP:91282CGE5)	370,000.00		3.93%	669.61	1,142.27	0.00	1,811.88
United States Treasury Note/Bond 4.125% 15 Jun 2026 (CUSIP:91282CHH7)	230,000.00		4.16%	1,244.26	751.74	0.00	1,996.00
United States Treasury Note/Bond 4% 15 Dec 2025 (CUSIP:91282CGA3)	365,000.00		4.05%	1,914.75	1,156.83	0.00	3,071.58
United States Treasury Note/Bond 4% 15 Feb 2026 (CUSIP:91282CGL9)	505,000.00	02/15/24 02/15/24	4.05%	9,331.52	1,600.90	10,100.00	832.42
United States Treasury Note/Bond 4% 15 Jan 2027 (CUSIP:91282CJT9)	405,000.00		4.05%	0.00	1,112.63	-934.62	2,047.25
United States Treasury Note/Bond 4.25% 15 Oct 2025 (CUSIP:91282CFP1)	330,000.00		4.28%	4,176.84	1,111.27	0.00	5,288.11
United States Treasury Note/Bond 4.375% 15 Aug 2026 (CUSIP:91282CHU8)	275,000.00	02/15/24 02/15/24	4.39%	5,557.92	953.50	6,015.63	495.79
United States Treasury Note/Bond 4.375% 15 Dec 2026 (CUSIP:91282CJP7)	635,000.00		4.38%	3,643.44	2,201.25	0.00	5,844.69
United States Treasury Note/Bond 4.5% 15 Jul 2026 (CUSIP:91282CHM6)	455,000.00		4.50%	956.25	1,631.25	0.00	2,587.50
United States Treasury Note/Bond 4.5% 15 Nov 2025 (CUSIP:91282CFW6)	340,000.00		4.52%	3,278.57	1,218.96	0.00	4,497.53
United States Treasury Note/Bond 4.625% 15 Nov 2026 (CUSIP:91282CJK8)	385,000.00		4.61%	3,815.62	1,418.64	0.00	5,234.26
United States Treasury Note/Bond 4.625% 15 Oct 2026 (CUSIP:91282CJC6)	90,000.00		4.61%	3,718.96	712.07	2,861.56	1,569.47

Income Accrual on February 29, 2024 (continued)

	Number of shares	Ex date Pay date	Annual rate	Beginning Accrual	Income Earned	Income Received	Ending Accrual
<i>US Government (continued)</i>							
United States Treasury Note/Bond 4.625% 15 Sep 2026 (CUSIP:91282CHY0)	80,000.00		4.61%	2,472.60	393.88	1,158.79	1,707.69
Total US Government				\$59,644.38	\$22,161.91	\$25,033.99	\$56,772.30
<i>Agency MBS</i>							
Fannie Mae Pool FN BM4614 3% 01 Mar 2033 (CUSIP:3140J9DU2)	10,526.28	02/01/24 02/26/24	3.17%	26.84	26.32	26.84	26.32
Fannie Mae Pool FN FM4174 3% 01 Nov 2032 (CUSIP:3140X7T82)	18,248.09	02/01/24 02/26/24	3.11%	47.13	45.62	47.13	45.62
Total Agency MBS				\$73.97	\$71.94	\$73.97	\$71.94
<i>CMO</i>							
Government National Mortgage Association GNR 2014-H19 HA 3% 20 Sep 2064 (CUSIP:38375UPV6)	16,855.71	02/01/24 02/20/24	3.05%	48.20	42.14	48.20	42.14
Government National Mortgage Association GNR 2019-H12 JA 2.5% 20 Jul 2069 (CUSIP:38380LXE8)	20,185.98	02/01/24 02/20/24	2.57%	45.06	42.05	45.06	42.05
Government National Mortgage Association GNR 2020-H02 DA 2.25% 20 Dec 2069 (CUSIP:38380LV67)	21,905.62	02/01/24 02/20/24	2.33%	41.85	41.07	41.85	41.07
Total CMO				\$135.11	\$125.26	\$135.11	\$125.26
<i>CMBS</i>							
Capital One Multi Asset Execution Trust 2.8% 15 Mar 2027 (CUSIP:14041NFZ9)	90,000.00	02/15/24 02/15/24	2.87%	112.00	210.00	210.00	112.00
CarMax Auto Owner Trust 2021-4 CARMX 2021-4 A3 0.56% 15 Sep 2026 (CUSIP:14317JAD9)	11,908.67	02/15/24 02/15/24	0.58%	3.17	5.73	5.94	2.96
Daimler Trucks Retail Trust 2022-1 DTRT 2022-1 A3 5.23% 17 Feb 2026 (CUSIP:233869AC0)	50,000.00	02/15/24 02/15/24	5.25%	116.22	217.92	217.92	116.22

Income Accrual on February 29, 2024 (continued)

	Number of shares	Ex date Pay date	Annual rate	Beginning Accrual	Income Earned	Income Received	Ending Accrual
CMBS (continued)							
Ford Credit Auto Owner Trust 2022-A FORDO 2022-A A3 1.29% 15 Jun 2026 (CUSIP:345286AC2)	19,391.70	02/15/24 02/15/24	1.32%	12.00	21.62	22.50	11.12
Freddie Mac Multifamily Structured Pass Through Certificates FHMS K058 A1 2.34% 25 Jul 2026 (CUSIP:3137BSP64)	56,466.10	02/01/24 02/26/24	2.44%	113.08	110.11	113.08	110.11
Freddie Mac Multifamily Structured Pass Through Certificates FHMS K082 A1 3.92% 25 May 2028 (CUSIP:3137FJKD0)	62,895.15	02/01/24 02/26/24	4.01%	208.35	205.46	208.35	205.46
Freddie Mac Multifamily Structured Pass Through Certificates FHMS K728 A2 Var 25 Aug 2024 (CUSIP:3137FBTA4)	97,238.71	02/01/24 02/26/24	3.10%	248.70	248.28	248.70	248.28
Freddie Mac Multifamily Structured Pass Through Certificates FHMS K736 A2 2.282% 25 Jul 2026 (CUSIP:3137FNWX4)	65,000.00	02/01/24 02/26/24	2.41%	123.61	123.61	123.61	123.61
GM Financial Consumer Automobile Receivables Trust 2022-1 GMCAR 2022-1 A3 1.26% 16 Nov 2026 (CUSIP:380146AC4)	18,384.68	02/16/24 02/16/24	1.30%	10.29	19.95	20.59	9.65
GM Financial Consumer Automobile Receivables Trust 2022-2 GMCAR 2022-2 A3 3.1% 16 Feb 2027 (CUSIP:362585AC5)	28,898.70	02/16/24 02/16/24	3.16%	38.75	76.08	77.50	37.33
John Deere Owner Trust 2022-C JDOT 2022-C A3 5.09% 15 Jun 2027 (CUSIP:47800BAC2)	70,000.00	02/15/24 02/15/24	5.11%	158.36	296.92	296.92	158.36
World Omni Auto Receivables Trust 2024-A WOART 2024-A A3 4.86% 15 Mar 2029 (CUSIP:98164RAD8)	60,000.00		4.88%	0.00	137.70	0.00	137.70
Total CMBS				\$1,144.53	\$1,673.38	\$1,545.11	\$1,272.80

Income Accrual on February 29, 2024 (continued)

	Number of shares	Ex date Pay date	Annual rate	Beginning Accrual	Income Earned	Income Received	Ending Accrual
Consumer ABS							
Ally Auto Receivables Trust 2022-1 ALLYA 2022-1 A3 3.31% 15 Nov 2026 (CUSIP:02008JACO)	63,060.62	02/15/24 02/15/24	3.36%	99.21	179.57	186.01	92.77
Ally Auto Receivables Trust 2023-1 ALLYA 2023-1 A3 5.46% 15 May 2028 (CUSIP:02007WAC2)	120,000.00	02/15/24 02/15/24	5.43%	291.20	546.00	546.00	291.20
American Express Credit Account Master Trust AMXCA 2023-3 A 5.3% 15 Sep 2028 (CUSIP:02582JKD1)	100,000.00	02/15/24 02/15/24	5.19%	232.44	435.83	435.83	232.44
Bank of America Auto Trust 2023-1 BAAT 2023-1A A3 5.53% 15 Feb 2028 (CUSIP:06428AAC2)	45,000.00	02/15/24 02/15/24	5.50%	110.60	207.37	207.37	110.60
Bank of America Auto Trust 5.74% 15 Jun 2028 (CUSIP:06054YAC1)	90,000.00	02/15/24 02/15/24	5.67%	229.60	430.50	430.50	229.60
BMW Vehicle Owner Trust 2022-A BMWOT 2022-A A3 3.21% 25 Aug 2026 (CUSIP:05602RAD3)	25,560.81	02/25/24 02/26/24	3.26%	14.68	72.39	73.39	13.68
BMW Vehicle Owner Trust 2023-A BMWOT 2023-A A3 5.47% 25 Feb 2028 (CUSIP:05592XAD2)	20,000.00	02/25/24 02/26/24	5.44%	18.23	91.17	91.17	18.23
Capital One Multi-Asset Execution Trust COMET 2021-A3 A3 1.04% 15 Nov 2026 (CUSIP:14041NFY2)	25,000.00	02/15/24 02/15/24	1.07%	11.56	21.67	21.67	11.56
Capital One Multi-Asset Execution Trust COMET 2022-A2 A 3.49% 15 May 2027 (CUSIP:14041NGA3)	80,000.00	02/15/24 02/15/24	3.56%	124.09	232.67	232.67	124.09
Capital One Prime Auto Receivables Trust 2022-1 COPAR 2022-1 A3 3.17% 15 Apr 2027 (CUSIP:14043QAC6)	35,000.00	02/15/24 02/15/24	3.24%	49.31	92.46	92.46	49.31
Capital One Prime Auto Receivables Trust 2022-2 COPAR 2022-2 A3 3.66% 17 May 2027 (CUSIP:14043GAD6)	35,000.00	02/15/24 02/15/24	3.73%	56.93	106.75	106.75	56.93

Income Accrual on February 29, 2024 (continued)

	Number of shares	Ex date Pay date	Annual rate	Beginning Accrual	Income Earned	Income Received	Ending Accrual
<i>Consumer ABS (continued)</i>							
Carmax Auto Owner Trust 2021-1 CARMX 2021-1 A3 0.34% 15 Dec 2025 (CUSIP:14316NAC3)	10,244.92	02/15/24 02/15/24	0.34%	1.80	3.13	3.38	1.55
CarMax Auto Owner Trust 2021-3 CARMX 2021-3 A3 0.55% 15 Jun 2026 (CUSIP:14317DAC4)	15,071.26	02/15/24 02/15/24	0.57%	3.98	7.16	7.46	3.68
CarMax Auto Owner Trust 2022-2 CARMX 2022-2 A3 3.49% 16 Feb 2027 (CUSIP:14317HAC5)	39,613.85	02/15/24 02/15/24	3.55%	65.10	118.40	122.05	61.45
Carmax Auto Owner Trust 2022-4 CARMX 2022-4 A3 5.34% 16 Aug 2027 (CUSIP:14318UAD3)	90,000.00	02/15/24 02/15/24	5.34%	213.60	400.50	400.50	213.60
Chase Issuance Trust CHAIT 2023-A1 A 5.16% 15 Sep 2028 (CUSIP:161571HT4)	100,000.00	02/15/24 02/15/24	5.13%	229.33	430.00	430.00	229.33
CNH Equipment Trust 2022-A CNH 2022-A A3 2.94% 15 Jul 2027 (CUSIP:12660DAC1)	34,268.03	02/15/24 02/15/24	3.01%	45.73	84.80	85.75	44.78
Discover Card Execution Note Trust DCENT 2022-A2 A 3.32% 15 May 2027 (CUSIP:254683CS2)	80,000.00	02/15/24 02/15/24	3.40%	118.04	221.33	221.33	118.04
Discover Card Execution Note Trust DCENT 2022-A3 A3 3.56% 15 Jul 2027 (CUSIP:254683CW3)	75,000.00	02/15/24 02/15/24	3.64%	118.67	222.50	222.50	118.67
Fifth Third Auto Trust 2023-1 FITAT 2023-1 A3 5.53% 15 Aug 2028 (CUSIP:31680EAD3)	70,000.00	02/15/24 02/15/24	5.50%	172.04	322.58	322.58	172.04
Ford Credit Auto Owner Trust 2023-A FORDO 2023-A A3 4.65% 15 Feb 2028 (CUSIP:344928AD8)	30,000.00	02/15/24 02/15/24	4.69%	62.00	116.25	116.25	62.00

Income Accrual on February 29, 2024 (continued)

	Number of shares	Ex date Pay date	Annual rate	Beginning Accrual	Income Earned	Income Received	Ending Accrual
<i>Consumer ABS (continued)</i>							
GM Financial Consumer Automobile Receivables Trust 2023-2 GMCAR 2023-2 A3 4.47% 16 Feb 2028 (CUSIP:362583AD8)	30,000.00	02/16/24 02/16/24	4.52%	55.88	111.75	111.75	55.88
GM Financial Consumer Automobile Receivables Trust 2024-1 GMCAR 2024-1 A3 4.85% 18 Dec 2028 (CUSIP:36268GAD7)	10,000.00	02/16/24 02/16/24	4.87%	18.86	40.42	39.07	20.21
Harley-Davidson Motorcycle Trust 2022-A HDMOT 2022-A A3 3.06% 15 Feb 2027 (CUSIP:41284YAD8)	34,510.50	02/15/24 02/15/24	3.11%	49.74	90.45	93.26	46.93
Honda Auto Receivables 2021-3 Owner Trust HAROT 2021-3 A3 0.41% 18 Nov 2025 (CUSIP:43815EAC8)	8,437.49	02/18/24 02/20/24	0.42%	1.39	3.06	3.20	1.25
Honda Auto Receivables 2021-4 Owner Trust HAROT 2021-4 A3 0.88% 21 Jan 2026 (CUSIP:43815GAC3)	8,893.00	02/21/24 02/21/24	0.90%	2.36	6.90	7.09	2.17
Honda Auto Receivables 2022-1 Owner Trust HAROT 2022-1 A3 1.88% 15 May 2026 (CUSIP:43815BAC4)	46,949.55	02/15/24 02/15/24	0.00%	0.00	78.81	78.81	0.00
Honda Auto Receivables 2023-2 Owner Trust HAROT 2023-2 A3 4.93% 15 Nov 2027 (CUSIP:437927AC0)	40,000.00	02/15/24 02/15/24	4.95%	87.64	164.33	164.33	87.64
Honda Auto Receivables 2023-4 Owner Trust HAROT 2023-4 A3 5.67% 21 Jun 2028 (CUSIP:438123AC5)	20,000.00	02/21/24 02/21/24	5.59%	31.50	94.50	94.50	31.50
Honda Auto Receivables 2024-1 Owner Trust HAROT 2024-1 A3 5.21% 15 Aug 2028 (CUSIP:437918AC9)	70,000.00		5.21%	0.00	101.31	0.00	101.31
Hyundai Auto Receivables Trust 2022-A HART 2022-A A3 2.22% 15 Oct 2026 (CUSIP:448977AD0)	55,648.61	02/15/24 02/15/24	2.27%	58.55	106.14	109.78	54.91

Income Accrual on February 29, 2024 (continued)

	Number of shares	Ex date Pay date	Annual rate	Beginning Accrual	Income Earned	Income Received	Ending Accrual
<i>Consumer ABS (continued)</i>							
Hyundai Auto Receivables Trust 2023-B HART 2023-B A3 5.48% 17 Apr 2028 (CUSIP:44933XAD9)	25,000.00	02/15/24 02/15/24	5.45%	60.89	114.17	114.17	60.89
Hyundai Auto Receivables Trust 2023-C HART 2023-C A3 5.54% 16 Oct 2028 (CUSIP:44918CAD4)	35,000.00	02/15/24 02/15/24	5.48%	86.18	161.58	161.58	86.18
John Deere Owner Trust 2022 JDOT 2022-A A3 2.32% 16 Sep 2026 (CUSIP:47787JAC2)	32,888.03	02/15/24 02/15/24	2.37%	36.70	66.01	68.80	33.91
Mercedes-Benz Auto Rece 5.83% 15 Nov 2028 (CUSIP:58769FAC9)	35,000.00	02/15/24 02/15/24	5.83%	92.56	173.54	173.54	92.56
Mercedes-Benz Auto Receivables Trust 2022-1 MBART 2022-1 A3 5.21% 16 Aug 2027 (CUSIP:58768PAC8)	100,000.00	02/15/24 02/15/24	5.22%	231.56	434.17	434.17	231.56
Nissan Auto Receivables 2023-B Owner Trust NAROT 2023-B A3 5.93% 15 Mar 2028 (CUSIP:65480MAD5)	25,000.00	02/15/24 02/15/24	5.84%	65.89	123.54	123.54	65.89
Toyota Auto Receivables 2022-C Owner Trust TAOT 2022-C A3 3.76% 15 Apr 2027 (CUSIP:89231CAD9)	25,000.00	02/15/24 02/15/24	3.83%	41.78	78.33	78.33	41.78
Toyota Auto Receivables 2023-B Owner Trust TAOT 2023-B A3 4.71% 15 Feb 2028 (CUSIP:891941AD8)	45,000.00	02/15/24 02/15/24	4.75%	94.20	176.63	176.63	94.20
Toyota Auto Receivables 2023-D Owner Trust TAOT 2023-D A3 5.54% 15 Aug 2028 (CUSIP:89239FAD4)	25,000.00	02/15/24 02/15/24	5.83%	65.44	115.42	115.42	65.44
Toyota Auto Receivables 2024-A Owner Trust TAOT 2024-A A3 4.83% 16 Oct 2028 (CUSIP:89238DAD0)	25,000.00	02/15/24 02/15/24	4.85%	3.35	100.63	50.31	53.67
USAA Auto Owner Trust 2023-A USAOT 2023-A A3 5.58% 15 May 2028 (CUSIP:90291VAC4)	80,000.00	02/15/24 02/15/24	5.54%	198.40	372.00	372.00	198.40
Total Consumer ABS				\$3,551.01	\$7,056.72	\$6,925.90	\$3,681.83

Income Accrual on February 29, 2024 (continued)

	Number of shares	Ex date Pay date	Annual rate	Beginning Accrual	Income Earned	Income Received	Ending Accrual
Commercial ABS							
CNH Equipment Trust 2021-C CNH 2021-C A3 0.81% 15 Dec 2026 (CUSIP:12598LACO)	10,112.92	02/15/24 02/15/24	0.84%	3.87	7.02	7.25	3.64
CNH Equipment Trust 4.77% 15 Jun 2029 (CUSIP:18978FACO)	25,000.00	02/15/24 02/15/24	4.80%	23.19	99.37	69.56	53.00
Total Commercial ABS				\$27.06	\$106.39	\$76.81	\$56.64
US Credit							
3M Co 2% 14 Feb 2025 (CUSIP:88579YBH3)	35,000.00	02/14/24 02/14/24	2.07%	324.72	58.34	350.00	33.06
American Honda Finance Corp 5.25% 07 Jul 2026 (CUSIP:02665WEK3)	85,000.00		5.21%	297.50	371.88	0.00	669.38
AstraZeneca Finance LLC 4.8 26 Feb 2027 (CUSIP:04636NAK9)	40,000.00		4.81%	0.00	26.67	0.00	26.67
BA Credit Card Trust BACCT 2022-A1 A1 3.53% 15 Nov 2027 (CUSIP:05522RDE5)	30,000.00	02/15/24 02/15/24	3.61%	47.07	88.25	88.25	47.07
Bank of America Corp Variable 1.843% 04/02/2025 (CUSIP:06051GKG3)	0.00	02/04/24 02/05/24		498.38	8.45	506.83	0.00
Bank of America Corp Variable .981% 25 Sep 2025 (CUSIP:06051GJG5)	120,000.00		1.01%	412.02	98.10	0.00	510.12
Bank Of Montreal 5.92% 25 Sep 2025 (CUSIP:06368LWT9)	60,000.00		5.86%	1,243.20	296.00	0.00	1,539.20
Bank of New York Mellon Corp/The .85% 25 Oct 2024 (CUSIP:06406RAX5)	100,000.00		0.88%	226.67	70.83	0.00	297.50
BMW US Capital LLC 3.25% 01 Apr 2025 (CUSIP:05565EBZ7)	0.00			325.00	10.83	335.83	0.00
BMW US Capital LLC 5.3% 11 Aug 2025 (CUSIP:05565ECC7)	60,000.00	02/11/24 02/12/24	5.29%	1,501.67	265.00	1,590.00	176.67
Bristol-Myers Squibb Co 4.9% 22 Feb 2027 (CUSIP:110122EE4)	15,000.00		4.91%	0.00	18.38	0.00	18.38

Income Accrual on February 29, 2024 (continued)

	Number of shares	Ex date Pay date	Annual rate	Beginning Accrual	Income Earned	Income Received	Ending Accrual
<i>US Credit (continued)</i>							
Canadian Imperial Bank of Commerce 5.926% 02 Oct 2026 (CUSIP:13607LWT6)	45,000.00		5.82%	874.08	222.23	0.00	1,096.31
Caterpillar Financial Services Corp 4.8% 06 Jan 2026 (CUSIP:14913R3B1)	85,000.00		4.81%	283.33	340.00	0.00	623.33
Cintas Corp No 2 3.45% 01 May 2025 (CUSIP:17252MAP5)	25,000.00		3.52%	215.63	71.87	0.00	287.50
Cisco Systems Inc 4.8% 26 Feb 2027 (CUSIP:17275RBQ4)	55,000.00		4.80%	0.00	36.67	0.00	36.67
Colgate-Palmolive Co 4.8% 02 Mar 2026 (CUSIP:194162AQ6)	25,000.00		4.79%	496.67	100.00	0.00	596.67
Eli Lilly & Co 4.5% 09 Feb 2027 (CUSIP:532457CJ5)	55,000.00		4.52%	0.00	151.25	0.00	151.25
Home Depot Inc 4.95% 30 Sep 2026 (CUSIP:437076CV2)	20,000.00		4.95%	156.75	82.50	0.00	239.25
Home Depot Inc/The 2.7% 15 Apr 2025 (CUSIP:437076CM2)	10,000.00		2.77%	79.50	22.50	0.00	102.00
Home Depot Inc/The 4% 15 Sep 2025 (CUSIP:437076CR1)	10,000.00		4.06%	151.11	33.33	0.00	184.44
John Deere Capital Corp 2.125% 07 Mar 2025 (CUSIP:24422EWB1)	5,000.00		2.19%	42.50	8.85	0.00	51.35
John Deere Capital Corp 3.4% 06 Jun 2025 (CUSIP:24422EWF2)	15,000.00		3.47%	77.92	42.50	0.00	120.42
JPMorgan Chase & Co Variable 2.595% 24 Feb 2026 (CUSIP:46647PCV6)	85,000.00	02/24/24 02/26/24	2.67%	961.95	183.82	1,102.88	42.89
JPMorgan Chase & Co Variable 4.08% 26 Apr 2026 (CUSIP:46647PCZ7)	85,000.00		4.15%	915.17	289.00	0.00	1,204.17
Linde Inc 4.7% 05 Dec 2025 (CUSIP:53522KAB9)	85,000.00		4.72%	621.44	332.92	0.00	954.36
Lockheed Martin Corp 4.95% 15 Oct 2025 (CUSIP:539830BU2)	20,000.00		4.96%	291.50	82.50	0.00	374.00

Income Accrual on February 29, 2024 (continued)

	Number of shares	Ex date Pay date	Annual rate	Beginning Accrual	Income Earned	Income Received	Ending Accrual
<i>US Credit (continued)</i>							
Microsoft Corp 3.125% 03 Nov 2025 (CUSIP:594918BJ2)	55,000.00		3.22%	420.14	143.23	0.00	563.37
Morgan Stanley 4% 23 Jul 2025 (CUSIP:6174468C6)	55,000.00		4.07%	48.89	183.33	0.00	232.22
National Rural Util Coop 4.8% 05 Feb 2027 (CUSIP:63743HFM9)	90,000.00		4.82%	0.00	312.00	0.00	312.00
National Rural Utilities Cooperative Finance Corp 1.875% 07 Feb 2025 (CUSIP:63743HFC1)	10,000.00	02/07/24 02/07/24	1.94%	90.63	15.62	93.75	12.50
New York Life Global Fdg 5.45% 18 Sep 2026 (CUSIP:64953BBF4)	100,000.00		5.40%	1,998.33	454.17	0.00	2,452.50
New York Life Global Funding 1.45% 14 Jan 2025 (CUSIP:64952WEK5)	55,000.00		1.50%	37.66	66.46	0.00	104.12
New York Life Global Funding .9% 29 Oct 2024 (CUSIP:64952WEJ8)	35,000.00		0.93%	80.50	26.25	0.00	106.75
PACCAR Financial Corp .9% 08 Nov 2024 (CUSIP:69371RR57)	20,000.00		0.93%	41.50	15.00	0.00	56.50
Pacific Life Global Fdg li Med 144a Nt 5.5 28 Aug 2026 (CUSIP:6944PL2W8)	15,000.00	02/28/24 02/28/24	5.46%	346.04	68.75	407.92	6.87
PepsiCo Inc 5.125% 10 Nov 2026 (CUSIP:713448FW3)	25,000.00		5.09%	288.28	106.77	0.00	395.05
PNC Financial Services 5.671% 28 Oct 2025 (CUSIP:693475BH7)	25,000.00		5.68%	366.25	118.15	0.00	484.40
Principal Life Global Funding II 1.375% 10 Jan 2025 (CUSIP:74256LET2)	55,000.00		1.42%	44.11	63.03	0.00	107.14
Principal Life Global Funding II 5% 16 Jan 2027 (CUSIP:74256LEX3)	35,000.00		4.99%	72.92	145.83	0.00	218.75
State Street Corp Variable 1.746% 06 Feb 2026 (CUSIP:857477BR3)	25,000.00	02/06/24 02/06/24	1.81%	212.19	36.37	218.25	30.31
State Street Corp Variable 5.104% 18 May 2026 (CUSIP:857477CB7)	110,000.00		5.12%	1,138.48	467.86	0.00	1,606.34

Income Accrual on February 29, 2024 (continued)

	Number of shares	Ex date Pay date	Annual rate	Beginning Accrual	Income Earned	Income Received	Ending Accrual
<i>US Credit (continued)</i>							
State Street Corp Variable 5.751% 04 Nov 2026 (CUSIP:857477BX0)	20,000.00		5.72%	277.97	95.85	0.00	373.82
Target Corp 2.25% 15 Apr 2025 (CUSIP:87612EBL9)	0.00			364.38	13.75	378.13	0.00
Texas Instruments Inc 4.6% 08 Feb 2027 (CUSIP:882508CE2)	55,000.00		4.62%	0.00	161.64	0.00	161.64
Toyota Motor Credit Corp 3.65% 18 Aug 2025 (CUSIP:89236TKF1)	40,000.00	02/18/24 02/20/24	3.73%	661.06	121.66	730.00	52.72
Toyota Motor Credit Corp 5% 14 Aug 2026 (CUSIP:89236TKX2)	45,000.00	02/14/24 02/14/24	5.00%	1,043.75	187.50	1,125.00	106.25
Truist Financial Corp 2.5% 01 Aug 2024 (CUSIP:05531FBH5)	85,000.00	02/01/24 02/01/24	2.54%	1,062.50	177.08	1,062.50	177.08
Walmart Inc 3.9% 09 Sep 2025 (CUSIP:931142EW9)	45,000.00		3.96%	692.25	146.25	0.00	838.50
Walmart Inc 4% 15 Apr 2026 (CUSIP:931142FA6)	25,000.00		4.06%	294.44	83.34	0.00	377.78
Westpac Banking Corp 5.512% 17 Nov 2025 (CUSIP:961214FL2)	75,000.00		5.47%	849.77	344.50	0.00	1,194.27
Total US Credit				\$20,475.82	\$6,867.06	\$7,989.34	\$19,353.54
Total Fixed Income				\$85,051.88	\$38,062.66	\$41,780.23	\$81,334.31
Total Accrual				\$85,521.10	\$38,342.37	\$42,249.45	\$81,614.02

Information**IMPORTANT INFORMATION FOR ALL REGIONS BANK CUSTOMERS:**

WE ENCOURAGE YOU TO CONTACT YOUR TRUST ADVISOR OR RELATIONSHIP MANAGER IF YOUR FINANCIAL OBJECTIVES CHANGE OR IF YOU WANT TO DISCUSS THE INVESTMENT OBJECTIVES OF YOUR ACCOUNT. TRUST SERVICES ARE PROVIDED THROUGH REGIONS PRIVATE WEALTH MANAGEMENT OR INSTITUTIONAL SERVICES, A BUSINESS UNIT WITHIN REGIONS BANK. INVESTMENTS IN SECURITIES, INSURANCE AND ANNUITY PRODUCTS: ARE NOT FDIC INSURED, ARE NOT A DEPOSIT, ARE NOT BANK GUARANTEED, ARE NOT INSURED BY ANY FEDERAL GOVERNMENT AGENCY, MAY GO DOWN IN VALUE, AND ARE NOT A CONDITION OF ANY BANKING ACTIVITY.

INVESTMENT PRODUCTS AND FEES/REVENUE-SHARING DISCLOSURES

REGIONS PRIVATE WEALTH MANAGEMENT OR INSTITUTIONAL SERVICES MAY INVEST IN INVESTMENT PRODUCTS NOT AFFILIATED WITH REGIONS BANK OR ITS AFFILIATES. REGIONS BANK MAY RECEIVE 12B-1 FEES AND/OR ANNUAL REVENUE SHARING FEES FROM THE USE OF THESE INVESTMENT PRODUCTS IN ITS CUSTOMERS' ACCOUNTS. THE 12B-1 FEES RECEIVED BY REGIONS BANK VARY BY INVESTMENT PRODUCT AND IN NO CIRCUMSTANCES EXCEED .50% OF THE AVERAGE DAILY NET ASSETS INVESTED IN ANY PRODUCT; IN MOST CIRCUMSTANCES THE FEE IS .25% OR LESS. ANNUAL REVENUE SHARING FEES OF UP TO .15% OF THE MARKET VALUE OF THE ASSETS INVESTED IN CERTAIN MONEY MARKET MUTUAL FUNDS ARE PAID DIRECTLY TO REGIONS BANK FROM THE INVESTMENT PROVIDER. IN THE EVENT AN ACCOUNT HAS BEEN TERMINATED AND FORMALLY CLOSED, AN ADMINISTRATIVE FEE OF UP TO \$50 FOR PROCESSING EACH CLASS ACTION SETTLEMENT PAYMENT OR ANY OTHER CASH RECEIPT WILL BE CHARGED.

MARKET VALUES AND ESTIMATED INCOME FIGURES ARE NOT GUARANTEED BUT DO COME FROM RELIABLE SOURCES.

FOR SECURITIES TRADED ON A MAJOR EXCHANGE, MARKET VALUES ARE PRICED AS OF THE STATEMENT DATE AS PROVIDED BY VARIOUS PRICING SERVICES. THE METHOD AND FREQUENCY OF PRICING ASSETS NOT TRADED ON MAJOR EXCHANGES VARIES DEPENDING ON THE TYPE OF ASSETS; THEREFORE, THE PRICE SHOWN ON YOUR STATEMENT MAY NOT BE A CURRENT VALUE AS OF THE STATEMENT DATE. WE CANNOT GUARANTEE THEIR ACCURACY OR THAT THE ASSETS CAN BE BOUGHT OR SOLD FOR THESE PRICES. FOR MORE DETAILED INFORMATION REGARDING FEES, PLEASE CONSULT THE FUND PROSPECTUS OR CONTACT YOUR TRUST ADVISOR OR RELATIONSHIP MANAGER.

IMPORTANT INFORMATION FOR RETIREMENT SERVICES ACCOUNTS:

REGIONS MAY RECEIVE 12B-1, SHAREHOLDER SERVICE FEES AND/OR SUB-TRANSFER AGENT FEES FROM THE FUNDS OF UP TO .75% OF THE MARKET VALUE OF PLAN ASSETS INVESTED IN THE FUND PAYING SUCH FEES. REGIONS MAY RECEIVE A FINDER'S FEE IN AN AMOUNT UP TO 1.00% OF THE VALUE OF NEW PURCHASES IN A FUND WHERE THE PLAN'S INVESTMENT IN THE FUND EXCEEDS A SPECIFIC DOLLAR AMOUNT DETERMINED BY THE FUND FAMILY. REGIONS MAY RECEIVE AN ANNUAL REVENUE SHARING FEE FROM THE FUND DISTRIBUTOR OF UP TO .15% OF THE MARKET VALUE OF PLAN ASSETS INVESTED IN THE FUND. PERCENTAGES DESCRIBE FEES THAT ARE CALCULATED AS AN ANNUAL PERCENTAGE OF THE ASSETS INVESTED BY REGIONS CLIENTS IN THE PARTICULAR FUND OR FUND FAMILY. 12B-1, SUB-TRANSFER AGENT AND SHAREHOLDER SERVICE FEES ARE PAID OUT OF THE ASSETS OF THE MUTUAL FUNDS; REVENUE SHARING AND FINDERS FEES ARE NOT CHARGED AGAINST MUTUAL FUND ASSETS.

REGIONS TRUST CASH SWEEP (RTCS) DISCLOSURE

UNLESS YOU HAVE INSTRUCTED US TO USE A THIRD-PARTY SHORT TERM INVESTMENT VEHICLE TO HOLD CASH IN THE ACCOUNT, WE USE ONE OF THE REGIONS TRUST CASH SWEEP FUNDS ("RTCS") TO ENSURE THAT ALL CASH IN THE ACCOUNT IS INVESTED DAILY. AS INVESTMENTS IN THE ACCOUNT GENERATE CASH, THIS CASH IS AUTOMATICALLY SWEEPED INTO RTCS EACH DAY WHERE THE CASH EARNS INTEREST RATHER THAN SITTING IDLE BEFORE BEING DISTRIBUTED OR REINVESTED. EACH RTCS FUND PAYS INTEREST IN ACCORDANCE WITH THE DISCLOSURE PROVIDED

Information (continued)

TO YOU AT THE TIME THE FUND WAS SELECTED. THE INVESTMENT OBJECTIVE OF RTCS IS TO PRODUCE CURRENT INCOME WITH LIQUIDITY AND STABLE PRINCIPAL. RTCS IS AN FDIC-INSURED DEPOSIT IN REGIONS BANK. BALANCES IN EXCESS OF THE STANDARD MAXIMUM INSURED AMOUNT (GENERALLY \$250,000) MAY OR MAY NOT BE COLLATERALIZED BY MARKETABLE SECURITIES SEGREGATED BY REGIONS BANK FOR PURPOSES OF SECURING THESE DEPOSITS, DEPENDING UPON THE PARTICULAR RTCS FUND SELECTED. THERE ARE NO SEPARATE MANAGEMENT FEES ASSOCIATED WITH RTCS. THE ACCOUNT FEES BASED ON THE TOTAL MARKET VALUE OF THE ACCOUNT WILL INCLUDE THE RTCS ASSETS IN THE CALCULATION. AS BANKING PRODUCTS CHANGE, REGIONS BANK MAY CHANGE THE TYPE OF DEPOSIT OR ACCOUNT WE USE FOR THE RTCS. WE WILL NOTIFY YOU IF ANY CHANGE IS A MATERIAL CHANGE.

IMPORTANT INFORMATION FOR RESPONSIBLE PLAN FIDUCIARIES, RETIREMENT PLAN SPONSORS, IRA OWNERS AND INVESTMENT MANAGERS

IF YOU ARE A RESPONSIBLE PLAN FIDUCIARY, A RETIREMENT PLAN SPONSOR, AN IRA OWNER, OR AN INVESTMENT MANAGER, AND YOU HAVE ALREADY AUTHORIZED THE USE OF REGIONS BANK AS A DEPOSITORY FOR UNINVESTED CASH, THEN IT IS NOT NECESSARY TO TAKE ADDITIONAL ACTION TO APPROVE THE USE OF THE RTCS TO HOLD CASH IN THE RETIREMENT PLAN OR IRA TRUST. HOWEVER, IF YOU DO NOT APPROVE OF THE USE OF THE RTCS, YOU MUST CONTACT YOUR RELATIONSHIP MANAGER OR TRUST ADVISOR TO DESIGNATE ANOTHER SHORT TERM INVESTMENT VEHICLE TO HOLD CASH IN THE ACCOUNT.

COST BASIS REPORTING REQUIREMENTS BEGINNING JANUARY 1, 2011, FOR AGENCY AND CUSTODY ACCOUNTS

THE EMERGENCY ECONOMIC STABILIZATION ACT OF 2008 MANDATED TAX REPORTING CHANGES THAT REQUIRE FINANCIAL INSTITUTIONS TO REPORT THE ADJUSTED COST BASIS OF CERTAIN SOLD SECURITIES, INCLUDING WHETHER THE GAIN OR LOSS IS SHORT OR LONG-TERM, TO THE IRS AND TO CUSTOMERS ON FORM 1099-B.

COVERED VS. NON-COVERED SECURITIES

THE CHANGES ARE BEING ROLLED OUT IN PHASES AS INDICATED BELOW. COVERED SECURITIES ARE THOSE ACQUIRED ON OR AFTER THE DATES SPECIFIED IN THE LEGISLATION. COST BASIS FOR THESE SECURITIES MUST BE REPORTED BY FINANCIAL INSTITUTIONS. SECURITIES ACQUIRED BEFORE THESE DATES ARE NON-COVERED AND FINANCIAL INSTITUTIONS ARE NOT REQUIRED TO REPORT THE COST BASIS. TAXPAYERS ARE RESPONSIBLE FOR ACCURATELY REPORTING COST BASIS ON COVERED AND NON-COVERED SECURITIES TO THE IRS ON THEIR TAX RETURNS.

EQUITIES.....	ACQUIRED ON OR AFTER JAN. 1, 2011
MUTUAL FUNDS, DIVIDEND REINVESTMENT PLANS (DRIPS) AND MOST ETFS.....	ACQUIRED ON OR AFTER JAN. 1, 2012
SIMPLE DEBT INSTRUMENTS AND OPTIONS.....	ACQUIRED ON OR AFTER JAN. 1, 2014
DEBT INSTRUMENTS WITH COMPLEX FEATURES.....	ACQUIRED ON OR AFTER JAN. 1, 2016

TAX LOT SELECTION METHOD

THE IRS REQUIRES THE USE OF A DEFAULT COST BASIS METHOD FOR CALCULATING GAINS AND LOSSES UNLESS A CLIENT OR ADVISOR ACTING ON THE CLIENT'S BEHALF CHOOSES ANOTHER METHOD. FOR EQUITIES, THE IRS DEFAULT SELECTION METHOD IS FIRST IN, FIRST OUT (FIFO). HOWEVER, PRIOR TO OCTOBER 1, 2017, REGIONS' DEFAULT SELECTION METHOD WAS LONG TERM, HIGH COST UNLESS THE CLIENT REQUESTED A DIFFERENT DEFAULT METHOD. EFFECTIVE OCTOBER 1, 2017, REGIONS' DEFAULT SELECTION METHOD IS MINIMIZE GAIN UNLESS THE CLIENT DIRECTS OTHERWISE. IF A CLIENT DESIRES A DIFFERENT DEFAULT SELECTION METHOD THAN MINIMIZE GAIN, THE CLIENT SHOULD CONTACT

Information (continued)

THEIR TRUST ADVISOR. CLIENTS CAN CHANGE THE DEFAULT SELECTION METHOD OR OVERRIDE IT FOR A SPECIFIC TRADE. AN ALTERNATE DEFAULT SELECTION METHOD MUST BE SPECIFIED EITHER AT THE TIME OF THE TRADE OR THROUGH A STANDING ORDER; HOWEVER, ONCE THE TRADE SETTLES, THE METHOD USED WILL BE FINAL AND CANNOT BE CHANGED.

FORM 1099-B

FINANCIAL INSTITUTIONS ARE REQUIRED TO INCLUDE COST BASIS, ACQUISITION DATE, WASH SALE DISALLOWED LOSS, AND HOLDING PERIOD INFORMATION FOR COVERED SECURITIES ON FORM 1099-B.

TRADE REQUESTS

REGIONS WEALTH MANAGEMENT PERFORMS TRADE REQUESTS AS AN ACCOMMODATION ONLY. REGIONS WEALTH MANAGEMENT ALLOWS THE USE OF ELECTRONIC COMMUNICATION (I.E., FAX OR EMAIL OR VOICEMAIL) BY ANY CUSTOMER TO REQUEST, AUTHORIZE OR EFFECT THE PURCHASE OR SALE OF SECURITIES. WE DO NOT GUARANTEE THAT ANY SUCH REQUEST WILL BE TIMELY PROCESSED. REGIONS WEALTH MANAGEMENT SHALL NOT BE RESPONSIBLE FOR CARRYING OUT SUCH ORAL OR WRITTEN (INCLUDING ELECTRONIC) INSTRUCTIONS UNTIL WE HAVE ACKNOWLEDGED RECEIPT OF SUCH INSTRUCTIONS.

ANNUAL NOTICE OF FEDERAL WITHHOLDING TAX ON PERIODIC PAYMENTS

IT IS NOT NECESSARY TO CONTACT REGIONS IF YOU DO NOT WISH TO MAKE A CHANGE IN THE AMOUNT CURRENTLY BEING WITHHELD. IF FEDERAL INCOME TAXES HAVE BEEN WITHHELD FROM THE PENSION PAYMENTS YOU ARE RECEIVING AND IF YOU DO NOT WISH TO HAVE TAXES WITHHELD, YOU SHOULD COMPLETE AN IRS FORM W-4P AND SUBMIT IT TO YOUR ACCOUNT RELATIONSHIP MANAGER. HOWEVER, IF YOU ELECT NOT TO HAVE WITHHOLDING APPLY TO YOUR PENSION PAYMENTS, OR IF YOU DO NOT HAVE ENOUGH FEDERAL INCOME TAX WITHHELD FROM YOUR PENSION PAYMENTS, YOU MAY BE RESPONSIBLE FOR PAYMENT OF ESTIMATED TAX. YOU MAY INCUR PENALTIES UNDER THE ESTIMATED TAX RULES IF YOUR WITHHOLDING AND ESTIMATED TAX PAYMENTS ARE NOT SUFFICIENT. IF FEDERAL INCOME TAXES ARE NOT BEING WITHHELD FROM YOUR PENSION PAYMENTS BECAUSE YOU HAVE ELECTED NOT TO HAVE WITHHOLDING APPLY AND IF YOU WISH TO REVOKE THAT ELECTION AND HAVE FEDERAL INCOME TAXES WITHHELD FROM YOUR PENSION PAYMENTS, YOU SHOULD COMPLETE AN IRS FORM W-4P AND SUBMIT TO YOUR RELATIONSHIP MANAGER. THESE FORMS MAY BE OBTAINED FROM THE INTERNAL REVENUE SERVICE WEBSITE, IRS.GOV (SELECT THE MORE FORMS AND PUBLICATIONS TAB AND FOLLOW THE INSTRUCTIONS TO FORM W-4P), OR BY CALLING THE IRS AT 1-800-829-1040. YOU MAY ALSO CONTACT YOUR ACCOUNT RELATIONSHIP MANAGER AND THEY WILL MAIL YOU THE FORM. IF YOU WISH TO CHANGE PREVIOUS ELECTION, PLEASE COMPLETE AND MAIL TO YOUR ACCOUNT RELATIONSHIP MANAGER. YOU SHOULD INDICATE ON FORM W-4P YOUR NAME, SOCIAL SECURITY NUMBER AND THE COMPANY FROM WHICH YOU ARE RETIRED, AS WELL AS YOUR WITHHOLDING ELECTION.

NOTICE OF LIMITATIONS PERIOD FOR BREACH OF TRUST ACTIONS

THIS NOTICE, AS WELL AS ANY EARLIER OR OTHER COMMUNICATION CONTAINING SUCH INFORMATION, SERVES TO ALERT PERSONS OR ENTITIES WITH AN INTEREST IN THIS ACCOUNT THAT (i) IN MANY STATES, INCLUDING THOSE LISTED BELOW, STATUTES OF LIMITATIONS PROVIDE THAT A BENEFICIARY OF A TRUST MAY NOT COMMENCE A PROCEEDING AGAINST A TRUSTEE FOR BREACH OF TRUST MORE THAN A CERTAIN PERIOD AFTER THE DATE THAT THE BENEFICIARY OR REPRESENTATIVE OF THE BENEFICIARY WAS SENT A REPORT* DISCLOSING ADEQUATE INFORMATION TO ALERT THE BENEFICIARY OR REPRESENTATIVE OF THE EXISTENCE OF A POTENTIAL CLAIM FOR BREACH OF TRUST; (ii) THIS STATEMENT IS A REPORT WITHIN THE MEANING OF SUCH STATUTES AS TO ALL INFORMATION CONTAINED HEREIN, INCLUDING, WITHOUT LIMITATION, THE COMPENSATION RECEIVED BY REGIONS BANK AND ITS AFFILIATES, INVESTMENTS MADE, HELD OR DISPOSED OF AND DISBURSEMENTS AND DISTRIBUTIONS MADE ON BEHALF OF THIS ACCOUNT; AND (iii) ANY PERSON OBJECTING TO ANY MATTER DISCLOSED IN THIS STATEMENT MAY BE

Information (continued)

REQUIRED BY SUCH STATUTES TO COMMENCE A PROCEEDING AGAINST REGIONS BANK WITHIN THE TIME ALLOWED BY LAW IN ORDER TO PRESERVE HIS, HER OR ITS RIGHTS TO BRING LEGAL ACTION RELATING TO SUCH OBJECTION. AN ACTION FOR BREACH OF TRUST BASED ON MATTERS DISCLOSED IN A TRUST ACCOUNTING OR OTHER WRITTEN REPORT OF THE TRUSTEE MAY BE SUBJECT TO A SPECIFIC STATUTE OF LIMITATIONS FROM THE SENDING OR RECEIPT OF THE TRUST ACCOUNTING OR OTHER WRITTEN REPORT, BASED ON THE PARTICULARS OF THE STATE STATUTE. ALSO, IN CERTAIN STATES (MARKED BELOW WITH [*]), THE EFFECT OF TRIGGERING THE STATUTE OF LIMITATIONS MAY POSSIBLY APPLY ONLY TO A STATEMENT OR REPORT THAT IS FINAL OR AT THE TERMINATION OF THE TRUST OR BENEFICIARY RELATIONSHIP. IN A STATE MARKED BELOW WITH [**], THE STATUTE OF LIMITATIONS MAY VARY, ACCORDING TO THE DATE THE TRUSTEESHIP WAS ACCEPTED OR THE DATE THE TRUST BECAME IRREVOCABLE. PLEASE NOTE THAT THE TIME ALLOWED FOR COMMENCING A PROCEEDING CONSISTS OF THE FOLLOWING PERIOD UNDER APPLICABLE STATE LAW: 6 MONTHS (FL); 1 YEAR (AR, MS, MO, SC, TN, IA, KY); 2 YEARS (AL, IL**, GA, LA); 3 YEARS (IL**, IN*); 4 YEARS (TX); 5 YEARS (NC*). ADDITIONALLY, ACCOUNTS FOR WHICH REGIONS SERVES AS AGENT FOR AN INDIVIDUAL OR ENTITY AS PRINCIPAL, WHETHER THE PRINCIPAL SERVES IN AN INDIVIDUAL OR FIDUCIARY CAPACITY, LIKEWISE ARE SUBJECT TO APPLICABLE STATUTES OF LIMITATION. THIS STATEMENT, AS WELL AS ANY EARLIER OR OTHER COMMUNICATION CONTAINING SUCH INFORMATION, IS NOTICE AS TO ALL INFORMATION CONTAINED HEREIN, AND THE PRINCIPAL MAY BE REQUIRED BY SUCH STATUTES TO COMMENCE A PROCEEDING AGAINST REGIONS BANK WITHIN THE TIME ALLOWED BY LAW IN ORDER TO PRESERVE HIS, HER OR ITS RIGHTS TO BRING LEGAL ACTION RELATING TO ANY MATTER DISCLOSED IN THIS STATEMENT. THIS NOTICE IS FOR INFORMATIONAL PURPOSES ONLY AND IS NOT LEGAL ADVICE; PLEASE CONSULT YOUR ATTORNEY REGARDING ANY QUESTIONS ABOUT WHICH STATE LAW IS APPLICABLE AND ITS EFFECT.

S&P FIXED INCOME ASSET RATINGS:

REGARDING ANY PRESENTATION OF ASSET RATING INFORMATION PROVIDED BY STANDARD & POORS WITHIN THIS DOCUMENT, ALL INFORMATION IS COPYRIGHT © 2022, S&P GLOBAL MARKET INTELLIGENCE (AND ITS AFFILIATES AS APPLICABLE). REPRODUCTION OF ANY INFORMATION, OPINIONS, VIEWS, DATA OR MATERIAL, INCLUDING RATINGS (“CONTENT”) IN ANY FORM IS PROHIBITED EXCEPT WITH THE PRIOR WRITTEN PERMISSION OF THE RELEVANT PARTY. SUCH PARTY, ITS AFFILIATES AND SUPPLIERS (“CONTENT PROVIDERS”) DO NOT GUARANTEE THE ACCURACY, ADEQUACY, COMPLETENESS, TIMELINESS OR AVAILABILITY OF ANY CONTENT AND ARE NOT RESPONSIBLE FOR ANY ERRORS OR OMISSIONS (NEGLIGENT OR OTHERWISE), REGARDLESS OF THE CAUSE, OR FOR THE RESULTS OBTAINED FROM THE USE OF SUCH CONTENT. IN NO EVENT SHALL CONTENT PROVIDERS BE LIABLE FOR ANY DAMAGES, COSTS, EXPENSES, LEGAL FEES, OR LOSSES (INCLUDING LOST INCOME OR LOST PROFIT AND OPPORTUNITY COSTS) IN CONNECTION WITH ANY USE OF THE CONTENT. A REFERENCE TO A PARTICULAR INVESTMENT OR SECURITY, A RATING OR ANY OBSERVATION CONCERNING AN INVESTMENT THAT IS PART OF THE CONTENT IS NOT A RECOMMENDATION TO BUY, SELL OR HOLD SUCH INVESTMENT OR SECURITY, DOES NOT ADDRESS THE SUITABILITY OF AN INVESTMENT OR SECURITY AND SHOULD NOT BE RELIED ON AS INVESTMENT ADVICE. CREDIT RATINGS ARE STATEMENTS OF OPINIONS AND ARE NOT STATEMENTS OF FACT.

PERFORMANCE:

PERFORMANCE INFORMATION IS PROVIDED FOR THE SOLE USE OF THE INDIVIDUAL(S) IT IS PRESENTED TO. PERFORMANCE RESULTS CONTAINED IN THIS STATEMENT REFLECTS TRADING IN YOUR ACCOUNT(S) AND IS FOR INFORMATIONAL PURPOSES ONLY. RETURNS ARE CALCULATED USING A THIRD-PARTY VENDOR, SEI. PERFORMANCE INFORMATION MAY NOT REFLECT PERFORMANCE OF ALL ASSETS REFLECTED ON THIS STATEMENT AS SOME ASSETS MAY NOT BE SUBJECT TO OUR DISCRETIONARY AUTHORITY REGARDING INVESTMENT DECISIONS AND MAY BE EXCLUDED FROM THE INVESTMENT PERFORMANCE CALCULATIONS. FACTORS IMPACTING THE RETURNS INCLUDE INDIVIDUAL CLIENT RISK TOLERANCE,

Information (continued)

RESTRICTIONS A CLIENT MAY PLACE ON THE ACCOUNT, INVESTMENT OBJECTIVES, CHOICE OF BROKER/DEALER OR CUSTODIANS, AS WELL AS OTHER FACTORS. YOUR ACCOUNT(S) PERFORMANCE MAY DIFFER FROM THAT OF OTHER CLIENTS DUE TO, AMONG OTHER THINGS, COMMISSION, TIMING OF ORDER ENTRY, OR THE MANNER IN WHICH THE TRADES WERE EXECUTED. THE INFORMATION PRESENTED HAS BEEN OBTAINED FROM SOURCES BELIEVED TO BE ACCURATE AND RELIABLE. REGIONS CANNOT GUARANTEE THE ACCURACY OR COMPLETENESS OF SUCH INFORMATION AND ASSUMES NO LIABILITY FOR DAMAGES RESULTING FROM OR ARISING OUT OF THE USE OF SUCH INFORMATION. FOR PRIVATE WEALTH AND INSTITUTIONAL SERVICES ACCOUNTS PERFORMANCE IS PRESENTED AS NET OF FEES PERFORMANCE, THEREBY FEES (AND TRADING COMMISSIONS) ARE REFLECTED IN THE DATA. THE FEE SCHEDULE IS DESCRIBED IN YOUR INVESTMENT MANAGEMENT CONTRACT.

PAST PERFORMANCE IS NOT INDICATIVE OF FUTURE RETURNS. CURRENT PERFORMANCE MAY BE LOWER OR HIGHER THAN THE PERFORMANCE DATA PRESENTED. THE INVESTMENT RETURN AND PRINCIPAL VALUE OF AN INVESTMENT WILL FLUCTUATE SO THAT, WHEN REDEEMED, IT MAY BE WORTH MORE OR LESS THAN THE ORIGINAL VALUE. IT SHOULD NOT BE ASSUMED THAT RECOMMENDATIONS MADE IN THE FUTURE WILL BE PROFITABLE OR WILL EQUAL THE PERFORMANCE OF THE SECURITIES PRESENTED HEREIN. SECURITIES ARE NOT FDIC INSURANCE, HAVE NO BANK GUARANTEE, AND MAY LOSE VALUE.

TRADE ERROR CORRECTION:

FROM TIME TO TIME ERRORS MAY OCCUR IN THE EXECUTION OF TRADES FOR YOUR ACCOUNT. WHEN RESPONSIBLE FOR SUCH AN ERROR, REGIONS WILL NOTIFY YOU AND WILL CORRECT ANY ERROR AS SOON AS ADMINISTRATIVELY FEASIBLE BY ADDRESSING ANY LOSSES AND PUTTING YOUR ACCOUNT INTO THE SAME POSITION AS IF THE ERROR HAD NOT OCCURRED. WHERE ADMINISTRATIVELY FEASIBLE, ANY GAINS RESULTING FROM THE ERROR MAY BE RETAINED IN YOUR ACCOUNT. TRADING ERRORS WILL NOT OTHERWISE BE REFLECTED IN YOUR STATEMENT IF CORRECTED WITHIN 30 DAYS OR WITHIN THE SAME MONTHLY STATEMENT CYCLE.

PFM Consolidated Statement



Customer Service
PO Box 11813
Harrisburg, PA 17108-1813

ACCOUNT STATEMENT

For the Month Ending
February 29, 2024

CITY OF DORAL

Client Management Team

Scott Sweeten, BCM, CFS

Sr. Managing Consultant
225 E. Robinson Street
Orlando, FL 32801
407-406-5754
sweetens@pfmam.com

Richard Pengelly, CFA, CIMA, CTP

Managing Director
225 E. Robinson Street
Orlando, FL 32801
407-406-5766
pengellyr@pfmam.com

Contents

- Cover/Disclosures
- Summary Statement
- Individual Accounts

Accounts included in Statement

██████████	CITY OF DORAL GENERAL FUND
██████████	CITY OF DORAL STORM WATER PORTFOLIO
██████████	CITY OF DORAL TRANSPORTATION
██████████	CITY OF DORAL GO BOND SERIES 2021

CITY OF DORAL
MATILDE MENENDEZ
8401 NORTHWEST 53RD TERRACE
DORAL, FL 33166

Online Access <https://www.pfmam.com> **Customer Service** 1-717-232-2723

Important Disclosures

Important Disclosures

This statement is for general information purposes only and is not intended to provide specific advice or recommendations. PFM Asset Management LLC ("PFMAM") is an investment adviser registered with the U.S. Securities and Exchange Commission and a subsidiary of U.S. Bancorp Asset Management, Inc. ("USBAM"). USBAM is a subsidiary of U.S. Bank National Association ("U.S. Bank"). U.S. Bank is a separate entity and subsidiary of U.S. Bancorp. U.S. Bank is not responsible for and does not guarantee the products, services or performance of PFMAM. PFMAM maintains a written disclosure statement of our background and business experience. If you would like to receive a copy of our current disclosure statement, please contact Service Operations at the address below.

Proxy Voting PFMAM does not normally receive proxies to vote on behalf of its clients. However, it does on occasion receive consent requests. In the event a consent request is received the portfolio manager contacts the client and then proceeds according to their instructions. PFMAM's Proxy Voting Policy is available upon request by contacting Service Operations at the address below.

Questions About an Account PFMAM's monthly statement is intended to detail our investment advisory activity as well as the activity of any accounts held by clients in pools that are managed by PFMAM. The custodian bank maintains the control of assets and executes (i.e., settles) all investment transactions. The custodian statement is the official record of security and cash holdings and transactions. PFMAM recognizes that clients may use these reports to facilitate record keeping and that the custodian bank statement and the PFMAM statement should be reconciled and differences resolved. Many custodians use a settlement date basis which may result in the need to reconcile due to a timing difference.

Account Control PFMAM does not have the authority to withdraw funds from or deposit funds to the custodian outside the scope of services provided by PFMAM. Our clients retain responsibility for their internal accounting policies; implementing and enforcing internal controls and generating ledger entries or otherwise recording transactions.

Market Value Generally, PFMAM's market prices are derived from closing bid prices as of the last business day of the month as supplied by Refinitiv or Bloomberg. For certain short-term investments or where prices are not available from generally recognized sources the securities are priced using a yield-based matrix system to arrive at an estimated market value. Prices that fall between data points are interpolated. Non-negotiable FDIC-insured bank certificates of deposit are priced at par. Although PFMAM believes the prices to be reliable, the values of the securities may not represent the prices at which the securities could have been bought or sold. Explanation of the valuation methods for a registered investment company or local government investment program is contained in the appropriate fund offering documentation or information statement.

Amortized Cost The original cost of the principal of the security is adjusted for the amount of the periodic reduction of any discount or premium from the purchase date until the date of the report. Discount or premium with respect to short term securities (those with less than one year to maturity at time of issuance) is amortized on a straightline basis. Such discount or premium with respect to longer term securities is amortized using the constant yield basis.

Tax Reporting Cost data and realized gains / losses are provided for informational purposes only. Please review for accuracy and consult your tax advisor to determine the tax consequences of your security transactions. PFMAM does not report such information to the IRS or other taxing authorities and is not responsible for the accuracy of such information that may be required to be reported to federal, state or other taxing authorities.

Financial Situation In order to better serve you, PFMAM should be promptly notified of any material change in your investment objective or financial situation.

Callable Securities Securities subject to redemption prior to maturity may be redeemed in whole or in part before maturity, which could affect the yield represented.

Portfolio The securities in this portfolio, including shares of mutual funds, are not guaranteed or otherwise protected by PFMAM, the FDIC (except for certain non-negotiable certificates of deposit) or any government agency. Investment in securities involves risks, including the possible loss of the amount invested. Actual settlement values, accrued interest, and amortized cost amounts may vary for securities subject to an adjustable interest rate or subject to principal paydowns. Any changes to the values shown may be reflected within the next monthly statement's beginning values.

Rating Information provided for ratings is based upon a good faith inquiry of selected sources, but its accuracy and completeness cannot be guaranteed.

Shares of some local government investment programs and TERM funds are marketed through representatives of PFMAM's affiliate, PFM Fund Distributors, Inc. which is registered with the SEC as a broker/dealer and is a member of the Financial Industry Regulatory Authority ("FINRA") and the Municipal Securities Rulemaking Board ("MSRB"). You may reach the FINRA by calling the FINRA Hotline at 1-800-289-9999 or at the FINRA website address <https://www.finra.org/investors/investor-contacts>. A brochure describing the FINRA Regulation Public Disclosure Program is also available from FINRA upon request.

Key Terms and Definitions

Dividends on local government investment program funds consist of interest earned, plus any discount ratably amortized to the date of maturity, plus all realized gains and losses on the sale of securities prior to maturity, less ratably amortization of any premium and all accrued expenses to the fund. Dividends are accrued daily and may be paid either monthly or quarterly. The monthly earnings on this statement represent the estimated dividend accrued for the month for any program that distributes earnings on a quarterly basis. There is no guarantee that the estimated amount will be paid on the actual distribution date.

Current Yield is the net change, exclusive of capital changes and income other than investment income, in the value of a hypothetical fund account with a balance of one share over the seven-day base period including the statement date, expressed as a percentage of the value of one share (normally \$1.00 per share) at the beginning of the seven-day period. This resulting net change in account value is then annualized by multiplying it by

365 and dividing the result by 7. The yields quoted should not be considered a representation of the yield of the fund in the future, since the yield is not fixed. **Average maturity** represents the average maturity of all securities and investments of a portfolio, determined by multiplying the par or principal value of each security or investment by its maturity (days or years), summing the products, and dividing the sum by the total principal value of the portfolio. The stated maturity date of mortgage backed or callable securities are used in this statement. However the actual maturity of these securities could vary depending on the level or prepayments on the underlying mortgages or whether a callable security has or is still able to be called.

Monthly distribution yield represents the net change in the value of one share (normally \$1.00 per share) resulting from all dividends declared during the month by a fund expressed as a percentage of the value of one share at the beginning of the month. This resulting net change is then annualized by multiplying it by 365 and dividing it by the number of calendar days in the month.

YTM at Cost The yield to maturity at cost is the expected rate of return, based on the original cost, the annual interest receipts, maturity value and the time period from purchase date to maturity, stated as a percentage, on an annualized basis.

YTM at Market The yield to maturity at market is the rate of return, based on the current market value, the annual interest receipts, maturity value and the time period remaining until maturity, stated as a percentage, on an annualized basis.

Managed Account A portfolio of investments managed discretely by PFMAM according to the client's specific investment policy and requirements. The investments are directly owned by the client and held by the client's custodian.

Unsettled Trade A trade which has been executed however the final consummation of the security transaction and payment has not yet taken place.

Please review the detail pages of this statement carefully. If you think your statement is wrong, missing account information, or if you need more information about a transaction, please contact PFMAM within 60 days of receipt. If you have other concerns or questions regarding your account, or to request an updated copy of PFMAM's current disclosure statement, please contact a member of your client management team at PFMAM Service Operations at the address below.

PFM Asset Management LLC
Attn: Service Operations
213 Market Street
Harrisburg, PA 17101

NOT FDIC INSURED NO BANK GUARANTEE MAY LOSE VALUE

Consolidated Summary Statement

For the Month Ending **February 29, 2024**

CITY OF DORAL

Portfolio Summary		
Portfolio Holdings	Cash Dividends and Income	Closing Market Value
PFMAM Managed Account	294,468.93	90,221,166.39
Total	\$294,468.93	\$90,221,166.39

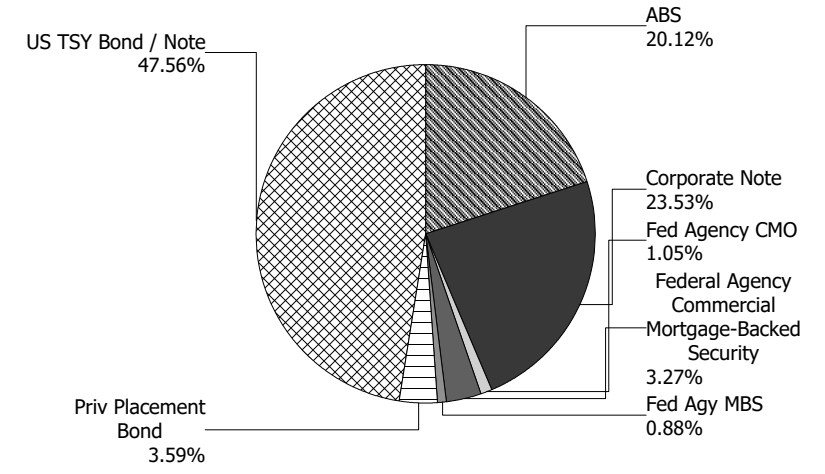
Investment Allocation		
Investment Type	Closing Market Value	Percent
Asset-Backed Security	18,154,003.56	20.12
Corporate Note	21,232,083.60	23.53
Federal Agency Collateralized Mortgage Obligatio	945,209.94	1.05
Federal Agency Commercial Mortgage-Backed Ser	2,951,326.91	3.27
Federal Agency Mortgage-Backed Security	790,294.26	0.88
Corporate Note	3,239,565.39	3.59
U.S. Treasury Bond / Note	42,908,682.73	47.56
Total	\$90,221,166.39	100.00%

Maturity Distribution (Fixed Income Holdings)

Portfolio Holdings	Closing Market Value	Percent
Under 30 days	0.00	0.00
31 to 60 days	0.00	0.00
61 to 90 days	488,233.06	0.55
91 to 180 days	887,593.81	0.98
181 days to 1 year	996,227.21	1.10
1 to 2 years	32,321,558.50	35.82
2 to 3 years	40,340,692.80	44.71
3 to 4 years	8,477,843.22	9.40
4 to 5 years	4,322,440.21	4.79
Over 5 years	2,386,577.58	2.65
Total	\$90,221,166.39	100.00%

Weighted Average Days to Maturity 1,033

Sector Allocation



Consolidated Summary Statement

For the Month Ending **February 29, 2024**

CITY OF DORAL

Account Number	Account Name	Opening Market Value	Purchases / Deposits	Redemptions / Sales/ Maturities	Unsettled Trades	Change in Value	Closing Market Value	Cash Dividends and Income
██████	CITY OF DORAL GENERAL FUND	69,088,274.96	3,474,781.64	(3,017,642.11)	0.00	(436,181.81)	69,109,232.68	226,095.31
██████	CITY OF DORAL STORM WATER PORTFOLIO	9,222,590.92	560,081.82	(500,744.75)	0.00	(59,180.64)	9,222,747.35	30,418.49
██████	CITY OF DORAL TRANSPORTATION	11,888,005.25	755,165.31	(675,895.15)	0.00	(78,089.05)	11,889,186.36	36,119.38
██████	CITY OF DORAL GO BOND SERIES 2021	0.00	0.00	0.00	0.00	0.00	0.00	1,835.75
Total		\$90,198,871.13	\$4,790,028.77	(\$4,194,282.01)	\$0.00	(\$573,451.50)	\$90,221,166.39	\$294,468.93

Managed Account Summary Statement

For the Month Ending **February 29, 2024**

CITY OF DORAL GENERAL FUND - [REDACTED]

Transaction Summary - Managed Account

Opening Market Value	\$69,088,274.96
Maturities/Calls	(562,429.91)
Principal Dispositions	(2,455,212.20)
Principal Acquisitions	3,474,781.64
Unsettled Trades	0.00
Change in Current Value	(436,181.81)
Closing Market Value	\$69,109,232.68

Cash Transactions Summary - Managed Account

Maturities/Calls	237,165.53
Sale Proceeds	2,483,203.83
Coupon/Interest/Dividend Income	205,802.70
Principal Payments	327,429.91
Security Purchases	(3,987,420.95)
Net Cash Contribution	0.00
Reconciling Transactions	0.00

Earnings Reconciliation (Cash Basis) - Managed Account

Interest/Dividends/Coupons Received	235,959.86
Less Purchased Interest Related to Interest/Coupons	(2,792.31)
Plus Net Realized Gains/Losses	(7,072.24)
Total Cash Basis Earnings	\$226,095.31

Cash Balance

Closing Cash Balance **\$67,756.85**

Earnings Reconciliation (Accrual Basis)

	Total
Ending Amortized Value of Securities	69,777,144.37
Ending Accrued Interest	486,932.89
Plus Proceeds from Sales	2,483,203.83
Plus Proceeds of Maturities/Calls/Principal Payments	564,595.44
Plus Coupons/Dividends Received	205,802.70
Less Cost of New Purchases	(3,477,573.95)
Less Beginning Amortized Value of Securities	(69,322,446.42)
Less Beginning Accrued Interest	(489,968.09)
Total Accrual Basis Earnings	\$227,690.77

Portfolio Summary and Statistics

For the Month Ending **February 29, 2024**

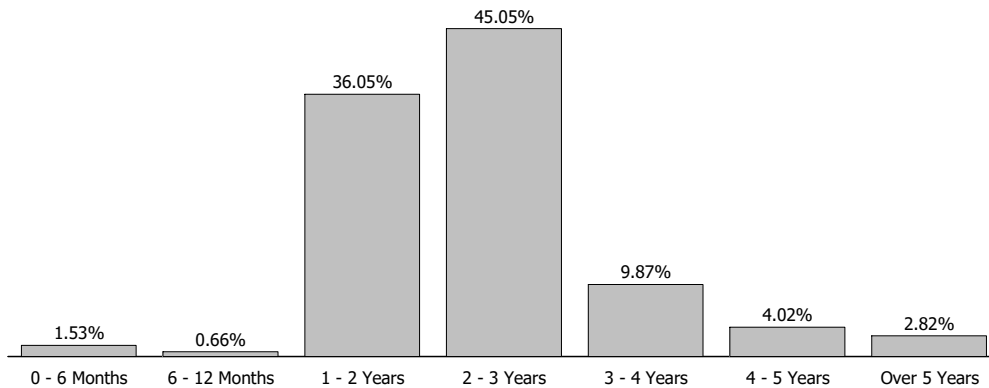
CITY OF DORAL GENERAL FUND - [REDACTED]

Account Summary

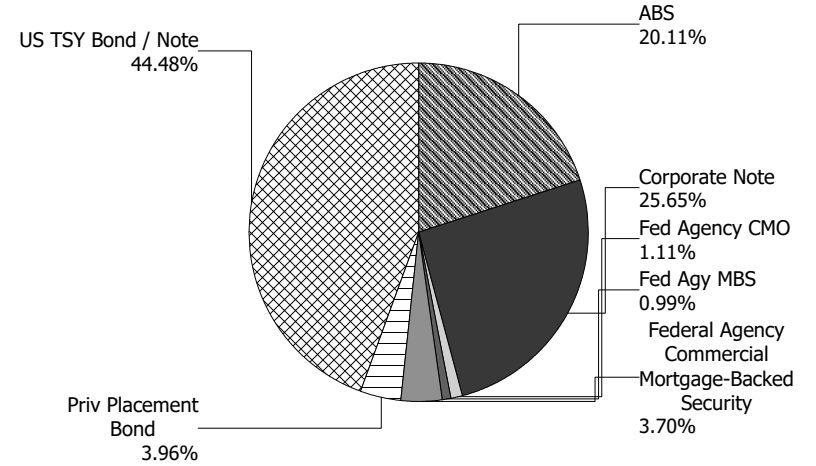
Description	Par Value	Market Value	Percent
U.S. Treasury Bond / Note	31,095,000.00	30,737,564.56	44.48
Federal Agency Mortgage-Backed Security	700,135.68	682,766.80	0.99
Federal Agency Commercial Mortgage-Backed Security	2,650,992.84	2,555,354.54	3.70
Federal Agency Collateralized Mortgage Obligation	792,706.04	769,913.31	1.11
Corporate Note	20,565,000.00	20,463,194.97	29.61
Asset-Backed Security	14,073,187.86	13,900,438.50	20.11
Managed Account Sub-Total	69,877,022.42	69,109,232.68	100.00%
Accrued Interest		486,932.89	
Total Portfolio	69,877,022.42	69,596,165.57	

Unsettled Trades **0.00** **0.00**

Maturity Distribution



Sector Allocation



Characteristics

Yield to Maturity at Cost	4.14%
Yield to Maturity at Market	4.65%
Weighted Average Days to Maturity	1045

Managed Account Issuer Summary

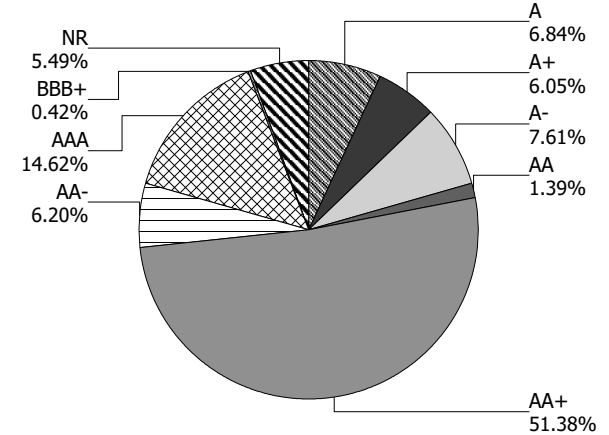
For the Month Ending **February 29, 2024**

CITY OF DORAL GENERAL FUND - [REDACTED]

Issuer Summary

Issuer	Market Value of Holdings	Percent
3M COMPANY	289,262.40	0.42
ALLY AUTO RECEIVABLES TRUST	356,393.38	0.52
AMERICAN EXPRESS CO	503,917.10	0.73
AMERICAN HONDA FINANCE	221,738.66	0.32
ANZ BANKING GROUP LTD	522,069.45	0.76
ASTRAZENECA PLC	249,583.25	0.36
BANK OF AMERICA CO	1,611,896.95	2.34
BANK OF MONTREAL	328,387.48	0.48
BANK OF NOVA SCOTIA	496,029.00	0.72
BMW FINANCIAL SERVICES NA LLC	350,871.50	0.51
BMW VEHICLE OWNER TRUST	279,800.04	0.40
BPCE GROUP	249,662.50	0.36
BRISTOL-MYERS SQUIBB CO	104,998.32	0.15
CANADIAN IMPERIAL BANK OF COMMERCE	279,598.00	0.40
CAPITAL ONE FINANCIAL CORP	1,722,728.50	2.50
CARMAX AUTO OWNER TRUST	1,194,793.91	1.73
CATERPILLAR INC	498,573.00	0.72
CHASE ISSURANCE	603,394.65	0.87
CINTAS CORPORATION NO. 2	141,942.97	0.21
CISCO SYSTEMS INC	324,960.68	0.47
CITIGROUP INC	257,899.10	0.37
CNH EQUIPMENT TRUST	605,853.80	0.88
COLGATE-PALMOLIVE COMPANY	130,126.62	0.19
COMMONWEALTH BANK OF AUSTRALIA	281,572.48	0.41
CONFEDERATION NATIONALE DU CRE	499,213.00	0.72
Daimler Trucks Retail Trust	288,712.02	0.42
DEERE & COMPANY	102,810.96	0.15
DIAGEO CAPITAL PLC	317,814.21	0.46
DISCOVER FINANCIAL SERVICES	879,912.04	1.27
ELI LILLY & CO	333,112.28	0.48
FANNIE MAE	908,232.29	1.31
FIFTH THIRD AUTO TRUST	475,783.13	0.69

Credit Quality (S&P Ratings)



Managed Account Issuer Summary

For the Month Ending **February 29, 2024**

CITY OF DORAL GENERAL FUND - [REDACTED]

Issuer	Market Value of Holdings	Percent
FORD CREDIT AUTO OWNER TRUST	283,627.12	0.41
FREDDIE MAC	2,279,011.28	3.31
GM FINANCIAL CONSUMER AUTOMOBILE TRUST	515,564.30	0.75
GOVERNMENT NATIONAL MORTGAGE ASSOCIATION	820,791.08	1.19
HARLEY-DAVIDSON MOTORCYCLE TRUST	207,299.47	0.30
HOME DEPOT INC	174,079.69	0.25
HONDA AUTO RECEIVABLES	726,747.87	1.05
HSBC HOLDINGS PLC	488,233.06	0.71
HUNTINGTON BANCSHARES INC/OH	154,994.00	0.22
HYUNDAI AUTO RECEIVABLES	472,940.69	0.68
JOHN DEERE OWNER TRUST	878,500.70	1.27
JP MORGAN CHASE & CO	885,610.80	1.28
KUBOTA CREDIT OWNER TRUST	835,307.53	1.21
LINDE PLC	502,617.92	0.73
LOCKHEED MARTIN CORP	104,783.18	0.15
MASSMUTUAL GLOBAL FUNDING	255,754.98	0.37
MERCEDES-BENZ AUTO RECEIVABLES	574,438.23	0.83
Mercedes-Benz Group AG	524,163.58	0.76
METLIFE INC	576,194.67	0.83
MORGAN STANLEY	509,913.40	0.74
NATIONAL AUSTRALIA BANK LTD	796,359.14	1.15
NATIONAL RURAL UTILITIES CO FINANCE CORP	507,263.34	0.73
NESTLE SA	182,196.88	0.26
NEW YORK LIFE INSURANCE COMPANY	504,810.50	0.73
PACCAR FINANCIAL CORP	191,656.80	0.28
PACIFIC LIFE	90,665.46	0.13
PEPSICO INC	145,993.69	0.21
PNC FINANCIAL SERVICES GROUP	194,300.51	0.28
PORSCHE FINANCIAL AUTO SECURIT	203,559.10	0.29
PRINCIPAL FINANCIAL GROUP INC	390,198.89	0.56
PROTECTIVE LIFE	519,526.12	0.75
PRUDENTIAL FINANCIAL INC	152,703.83	0.22
RABOBANK NEDERLAND	658,280.90	0.95

Managed Account Issuer Summary

For the Month Ending **February 29, 2024**

CITY OF DORAL GENERAL FUND - [REDACTED]

Issuer	Market Value of Holdings	Percent
ROCHE HOLDINGS INC	473,206.34	0.68
ROYAL BANK OF CANADA	501,687.50	0.73
STATE STREET CORPORATION	685,312.22	0.99
SUMITOMO MITSUI TRUST HOLDINGS INC	277,354.55	0.40
TEXAS INSTRUMENTS INC	323,955.78	0.47
TORONTO-DOMINION BANK	504,434.50	0.73
TOYOTA MOTOR CORP	1,233,507.05	1.78
UNITED STATES TREASURY	30,737,564.56	44.49
USAA CAPITAL CORP	343,230.30	0.50
VOLKSWAGEN AUTO LEASE TURST	82,379.54	0.12
VOLKSWAGEN OF AMERICA	140,161.34	0.20
WAL-MART STORES INC	142,716.25	0.21
WELLS FARGO & COMPANY	887,802.54	1.28
WESTPAC BANKING CORP	708,219.44	1.02
WORLD OMNI AUTO REC TRUST	347,968.39	0.50
Total	\$69,109,232.68	100.00%

Managed Account Detail of Securities Held

For the Month Ending **February 29, 2024**

CITY OF DORAL GENERAL FUND - [REDACTED]

Security Type/Description	Dated Date/Coupon/Maturity	CUSIP	Par	S&P Rating	Moody's Rating	Trade Date	Settle Date	Original Cost	YTM at Cost	Accrued Interest	Amortized Cost	Market Value
U.S. Treasury Bond / Note												
US TREASURY NOTES DTD 06/15/2022 2.875% 06/15/2025		91282CEU1	1,620,000.00	AA+	Aaa	07/01/22	07/06/22	1,620,253.13	2.87	9,798.57	1,620,110.91	1,578,993.75
US TREASURY NOTES DTD 07/15/2022 3.000% 07/15/2025		91282CEY3	3,300,000.00	AA+	Aaa	08/03/22	08/05/22	3,293,425.78	3.07	12,510.99	3,296,936.11	3,219,047.04
US TREASURY NOTES DTD 08/15/2022 3.125% 08/15/2025		91282CFE6	1,000,000.00	AA+	Aaa	09/01/22	09/06/22	988,320.31	3.55	1,287.77	994,214.53	976,250.00
US TREASURY NOTES DTD 10/15/2022 4.250% 10/15/2025		91282CFP1	1,300,000.00	AA+	Aaa	11/02/22	11/04/22	1,291,468.75	4.49	20,831.97	1,295,298.30	1,289,437.50
US TREASURY NOTES DTD 11/15/2022 4.500% 11/15/2025		91282CFW6	2,150,000.00	AA+	Aaa	12/05/22	12/07/22	2,172,087.89	4.12	28,440.25	2,162,833.19	2,141,601.67
US TREASURY NOTES DTD 12/15/2022 4.000% 12/15/2025		91282CGA3	1,370,000.00	AA+	Aaa	01/05/23	01/06/23	1,363,042.97	4.18	11,528.96	1,365,763.60	1,353,303.13
US TREASURY NOTES DTD 01/15/2023 3.875% 01/15/2026		91282CGE5	1,820,000.00	AA+	Aaa	01/30/23	02/01/23	1,815,521.09	3.96	8,912.50	1,817,156.58	1,794,121.78
US TREASURY NOTES DTD 02/15/2023 4.000% 02/15/2026		91282CGL9	495,000.00	AA+	Aaa	04/18/23	04/20/23	495,290.04	3.98	815.93	495,201.23	489,044.56
US TREASURY NOTES DTD 02/15/2023 4.000% 02/15/2026		91282CGL9	1,705,000.00	AA+	Aaa	03/02/23	03/06/23	1,675,562.11	4.63	2,810.44	1,685,429.41	1,684,486.80
US TREASURY NOTES DTD 04/15/2023 3.750% 04/15/2026		91282CGV7	2,415,000.00	AA+	Aaa	05/01/23	05/03/23	2,409,339.84	3.83	34,146.52	2,410,930.78	2,374,246.88
US TREASURY NOTES DTD 05/15/2023 3.625% 05/15/2026		91282CHB0	3,025,000.00	AA+	Aaa	06/01/23	06/05/23	2,994,159.18	4.00	32,234.12	3,001,905.25	2,965,445.31
US TREASURY NOTES DTD 06/15/2023 4.125% 06/15/2026		91282CHH7	780,000.00	AA+	Aaa	06/28/23	06/29/23	774,607.03	4.38	6,769.06	775,833.16	772,687.50
US TREASURY NOTES DTD 07/15/2023 4.500% 07/15/2026		91282CHM6	1,265,000.00	AA+	Aaa	08/01/23	08/03/23	1,262,628.12	4.57	7,193.82	1,263,092.81	1,264,011.78
US TREASURY NOTES DTD 08/15/2023 4.375% 08/15/2026		91282CHU8	1,070,000.00	AA+	Aaa	09/06/23	09/11/23	1,059,801.56	4.73	1,929.09	1,061,442.47	1,066,489.12

Managed Account Detail of Securities Held

For the Month Ending **February 29, 2024**

CITY OF DORAL GENERAL FUND - [REDACTED]

Security Type/Description	Dated Date/Coupon/Maturity	CUSIP	Par	S&P Rating	Moody's Rating	Trade Date	Settle Date	Original Cost	YTM at Cost	Accrued Interest	Amortized Cost	Market Value
U.S. Treasury Bond / Note												
US TREASURY NOTES	DTD 09/15/2023 4.625% 09/15/2026	91282CHY0	310,000.00	AA+	Aaa	10/03/23	10/05/23	307,783.99	4.89	6,617.31	308,071.50	310,871.88
US TREASURY NOTES	DTD 10/15/2023 4.625% 10/15/2026	91282CJC6	870,000.00	AA+	Aaa	11/07/23	11/09/23	868,844.53	4.67	15,171.52	868,958.98	872,854.64
US TREASURY N/B NOTES	DTD 11/15/2023 4.625% 11/15/2026	91282CJK8	1,695,000.00	AA+	Aaa	12/07/23	12/11/23	1,708,970.51	4.32	23,044.32	1,707,969.29	1,701,356.25
US TREASURY N/B NOTES	DTD 12/15/2023 4.375% 12/15/2026	91282CJP7	3,695,000.00	AA+	Aaa	01/02/24	01/04/24	3,723,434.18	4.10	34,009.65	3,722,014.19	3,687,494.72
US TREASURY N/B NOTES	DTD 01/15/2024 4.000% 01/15/2027	91282CJT9	1,210,000.00	AA+	Aaa	02/01/24	02/05/24	1,211,181.64	3.96	6,116.48	1,211,155.59	1,195,820.25
Security Type Sub-Total			31,095,000.00					31,035,722.65	4.00	264,169.27	31,064,317.88	30,737,564.56
Federal Agency Mortgage-Backed Security												
FANNIE MAE POOL FM4174	DTD 09/01/2020 3.000% 11/01/2032	3140X7T82	243,308.03	AA+	Aaa	09/08/20	09/18/20	258,020.57	2.42	608.27	253,833.13	235,447.26
FN BM4614	DTD 10/01/2018 3.000% 03/01/2033	3140J9DU2	142,856.78	AA+	Aaa	08/03/21	08/17/21	152,231.76	2.35	357.14	150,169.44	135,349.57
FN FM5616	DTD 01/01/2021 3.000% 12/01/2034	3140X9G25	182,882.80	AA+	Aaa	09/16/21	09/21/21	193,427.14	2.49	457.21	191,475.38	172,188.52
FANNIE MAE POOL FN 885671	DTD 10/01/2006 6.500% 10/01/2036	31410C6G2	1,074.94	AA+	Aaa	01/29/16	01/29/16	1,074.94	6.50	5.82	1,074.94	1,135.92
FANNIE MAE POOL FN 899203	DTD 11/01/2006 6.500% 10/01/2036	31410WAC2	11,664.11	AA+	Aaa	01/29/16	01/29/16	11,664.11	6.50	63.18	11,664.11	12,326.02
FANNIE MAE POOL FN 899273	DTD 11/01/2006 6.500% 11/01/2036	31410WCJ5	5,911.38	AA+	Aaa	01/29/16	01/29/16	5,910.93	6.50	32.02	5,911.11	6,246.72
GINNIE MAE I POOL 668892	DTD 06/01/2007 7.500% 06/01/2037	36295FC51	75,244.21	AA+	Aaa	01/29/16	01/29/16	75,244.21	7.50	470.28	75,244.21	80,569.45
FANNIE MAE POOL FN 946318	DTD 08/01/2007 6.500% 09/01/2037	31413HYP7	403.67	AA+	Aaa	01/29/16	01/29/16	403.67	6.50	2.19	403.67	427.30

Managed Account Detail of Securities Held

For the Month Ending February 29, 2024

CITY OF DORAL GENERAL FUND - [REDACTED]

Security Type/Description Dated Date/Coupon/Maturity	CUSIP	Par	S&P Rating	Moody's Rating	Trade Date	Settle Date	Original Cost	YTM at Cost	Accrued Interest	Amortized Cost	Market Value
Federal Agency Mortgage-Backed Security											
GINNIE MAE I POOL 662584 DTD 09/01/2007 6.500% 09/01/2037	36294XCV6	12,015.84	AA+	Aaa	01/29/16	01/29/16	12,015.84	6.50	65.09	12,015.84	12,886.43
FANNIE MAE POOL FN 956412 DTD 11/01/2007 6.500% 11/01/2037	31413VAM9	2,264.62	AA+	Aaa	01/29/16	01/29/16	2,264.62	6.50	12.27	2,264.62	2,397.11
GINNIE MAE I POOL 677536 DTD 11/01/2007 6.500% 11/01/2037	36295OV56	4,281.12	AA+	Aaa	01/29/16	01/29/16	4,281.12	6.50	23.19	4,281.12	4,471.44
GINNIE MAE II POOL 4117 DTD 04/01/2008 7.000% 04/01/2038	36202ESE0	12,951.40	AA+	Aaa	01/29/16	01/29/16	12,951.40	7.00	75.55	12,951.40	13,644.70
GINNIE MAE II POOL 4262 DTD 10/01/2008 7.000% 10/01/2038	36202EWX3	5,276.78	AA+	Aaa	01/29/16	01/29/16	5,276.78	7.00	30.78	5,276.78	5,676.36
Security Type Sub-Total		700,135.68					734,767.09	3.39	2,202.99	726,565.75	682,766.80
Federal Agency Commercial Mortgage-Backed Security											
FHLMC MULTIFAMILY STRUCTURED POOL DTD 11/01/2017 3.064% 08/01/2024	3137FBTA4	574,976.62	AA+	Aaa	05/25/22	05/31/22	575,740.27	3.00	1,468.11	575,123.96	568,240.23
FHMS K052 A2 DTD 02/10/2016 3.151% 11/01/2025	3137BMTX4	690,000.00	AA+	Aaa	03/28/23	03/31/23	669,192.19	4.39	1,811.83	676,582.70	669,636.99
FHMS K057 A2 DTD 09/28/2016 2.570% 07/01/2026	3137BRQJ7	355,000.00	AA+	Aaa	03/02/23	03/07/23	330,122.27	4.86	760.29	337,511.69	337,912.39
FHMS K736 A2 DTD 09/01/2019 2.282% 07/01/2026	3137FNWX4	370,000.00	AA+	Aaa	10/05/23	10/11/23	343,305.08	5.13	703.62	347,118.64	349,973.03
FNA 2016-M12 A2 DTD 11/30/2016 2.444% 09/01/2026	3136AUKX8	362,192.84	AA+	Aaa	11/20/23	11/27/23	337,942.90	5.05	737.72	340,164.89	342,713.87
FHMS K092 A1 DTD 05/31/2019 3.125% 10/01/2028	3137FLYU2	298,823.38	AA+	Aaa	10/25/23	10/30/23	281,185.79	4.46	778.19	282,279.55	286,878.03
Security Type Sub-Total		2,650,992.84					2,537,488.50	4.34	6,259.76	2,558,781.43	2,555,354.54
Federal Agency Collateralized Mortgage Obligation											

Managed Account Detail of Securities Held

For the Month Ending **February 29, 2024**

CITY OF DORAL GENERAL FUND - [REDACTED]

Security Type/Description Dated Date/Coupon/Maturity	CUSIP	Par	S&P Rating	Moody's Rating	Trade Date	Settle Date	Original Cost	YTM at Cost	Accrued Interest	Amortized Cost	Market Value
Federal Agency Collateralized Mortgage Obligation											
Government National Mortgage Association DTD 09/26/2008 6.000% 09/01/2038	38375YEK4	12,695.61	AA+	Aaa	01/29/16	01/29/16	12,695.61	6.00	63.48	12,695.61	12,945.05
FHLMC SERIES 3842 PH DTD 04/01/2011 4.000% 04/01/2041	3137A9QP4	68,427.77	AA+	Aaa	05/05/15	05/05/15	73,404.82	3.57	228.09	71,709.69	66,370.61
Government National Mortgage Association DTD 09/30/2014 3.000% 09/01/2064	38375UPV6	206,482.63	AA+	Aaa	02/01/21	02/04/21	219,220.23	2.76	516.21	218,323.04	202,310.74
Government National Mortgage Association DTD 07/30/2019 2.500% 01/01/2069	38380LXE8	242,232.53	AA+	Aaa	07/12/19	07/30/19	243,509.94	2.48	504.65	243,391.35	235,158.54
Government National Mortgage Association DTD 01/30/2020 2.250% 12/01/2069	38380LV67	262,867.50	AA+	Aaa	01/13/20	01/30/20	264,007.27	2.24	492.88	263,913.85	253,128.37
Security Type Sub-Total		792,706.04					812,837.87	2.63	1,805.31	810,033.54	769,913.31
Corporate Note											
HSBC USA INC CORPORATE NOTES DTD 05/24/2022 3.750% 05/24/2024	40428HTA0	490,000.00	A-	A2	05/17/22	05/24/22	489,980.40	3.75	4,951.04	489,997.75	488,233.06
PRINCIPAL LFE GLB FND II NOTES DTD 01/11/2022 1.375% 01/10/2025	74256LET2	170,000.00	A+	A1	01/04/22	01/11/22	169,449.20	1.49	331.15	169,841.55	164,490.81
3M COMPANY (CALLABLE) CORP NOTES DTD 08/26/2019 2.000% 02/14/2025	88579YBH3	300,000.00	BBB+	A3	09/22/21	09/24/21	311,892.00	0.81	283.33	303,140.35	289,262.40
MET LIFE GLOB FUNDING I NOTES DTD 03/21/2022 2.800% 03/21/2025	59217GEW5	260,000.00	AA-	Aa3	03/14/22	03/21/22	259,768.60	2.83	3,235.56	259,918.71	253,061.64
CINTAS CORPORATION NO. 2 CORP NOTE (CALL DTD 05/03/2022 3.450% 05/01/2025	17252MAP5	145,000.00	A-	A3	04/26/22	05/03/22	144,968.10	3.46	1,667.50	144,987.58	141,942.97
USAA CAPITAL CORP CORPORATE NOTES DTD 05/26/2022 3.375% 05/01/2025	90327QD89	350,000.00	AA	Aa1	05/23/22	05/26/22	348,855.50	3.49	3,937.50	349,544.76	343,230.30
JOHN DEERE CAPITAL CORP CORPORATE NOTES DTD 06/06/2022 3.400% 06/06/2025	24422EWF2	105,000.00	A	A1	06/01/22	06/06/22	104,975.85	3.41	842.92	104,989.82	102,810.96

Managed Account Detail of Securities Held

For the Month Ending **February 29, 2024**

CITY OF DORAL GENERAL FUND - [REDACTED]											
Security Type/Description			S&P	Moody's	Trade	Settle	Original	YTM	Accrued	Amortized	Market
Dated Date/Coupon/Maturity	CUSIP	Par	Rating	Rating	Date	Date	Cost	at Cost	Interest	Cost	Value
Corporate Note											
NATIONAL AUSTRALIA BK/NY CORPORATE NOTES DTD 06/09/2022 3.500% 06/09/2025	63254ABD9	355,000.00	AA-	Aa3	05/31/22	06/09/22	355,000.00	3.50	2,830.14	355,000.00	347,917.04
MET TOWER GLOBAL FUNDING NOTES DTD 06/13/2022 3.700% 06/13/2025	58989V2E3	330,000.00	AA-	Aa3	06/06/22	06/13/22	329,676.60	3.73	2,645.50	329,861.61	323,133.03
COOPERAT RABOBANK UA/NY CORPORATE NOTES DTD 07/18/2023 5.500% 07/18/2025	21688AAW2	655,000.00	A+	Aa2	07/11/23	07/18/23	654,574.25	5.53	4,302.99	654,706.46	658,280.90
MORGAN STANLEY CORP NOTES DTD 07/23/2015 4.000% 07/23/2025	6174468C6	325,000.00	A-	A1	05/19/22	05/23/22	326,514.50	3.84	1,372.22	325,666.28	319,337.20
BMW US CAPITAL LLC CORPORATE NOTES DTD 08/11/2023 5.300% 08/11/2025	05565ECC7	350,000.00	A	A2	08/08/23	08/11/23	349,979.00	5.30	1,030.56	349,984.83	350,871.50
TOYOTA MOTOR CREDIT CORP CORPORATE NOTES DTD 08/18/2022 3.650% 08/18/2025	89236TKF1	225,000.00	A+	A1	08/15/22	08/18/22	224,797.50	3.68	296.56	224,901.15	220,520.70
MASSMUTUAL GLOBAL FUNDIN NOTES DTD 08/26/2022 4.150% 08/26/2025	57629WDK3	260,000.00	AA+	Aa3	08/23/22	08/26/22	259,732.20	4.19	149.86	259,867.32	255,754.98
PRICOA GLOBAL FUNDING 1 NOTES DTD 08/31/2022 4.200% 08/28/2025	74153WCR8	155,000.00	AA-	Aa3	08/24/22	08/31/22	154,905.45	4.22	54.25	154,952.85	152,703.83
NESTLE HOLDINGS INC CORP NOTE DTD 09/13/2022 4.000% 09/12/2025	641062BA1	185,000.00	AA-	Aa3	09/06/22	09/13/22	184,938.95	4.01	3,473.89	184,968.78	182,196.88
COMMONWEALTH BK AUSTR NY CORPORATE NOTES DTD 09/12/2023 5.499% 09/12/2025	20271RAS9	280,000.00	AA-	Aa3	09/05/23	09/12/23	280,000.00	5.50	7,228.13	280,000.00	281,572.48
HOME DEPOT INC NOTES (CALLABLE) DTD 09/19/2022 4.000% 09/15/2025	437076CR1	60,000.00	A	A2	09/12/22	09/19/22	59,978.40	4.01	1,106.67	59,988.86	59,034.84
BANK OF MONTREAL CORPORATE NOTES DTD 09/25/2023 5.920% 09/25/2025	06368LWT9	325,000.00	A-	A2	09/18/23	09/25/23	325,000.00	5.92	8,337.33	325,000.00	328,387.48

Managed Account Detail of Securities Held

For the Month Ending **February 29, 2024**

CITY OF DORAL GENERAL FUND - [REDACTED]											
Security Type/Description			S&P	Moody's	Trade	Settle	Original	YTM	Accrued	Amortized	Market
Dated Date/Coupon/Maturity	CUSIP	Par	Rating	Rating	Date	Date	Cost	at Cost	Interest	Cost	Value
Corporate Note											
BANK OF AMERICA CORP NOTES (CALLABLE) DTD 09/25/2020 0.981% 09/25/2025	06051GJG5	805,000.00	A-	A1	09/22/20	09/25/20	805,000.00	0.98	3,422.06	805,000.00	784,065.17
CITIBANK NA CORP NOTES (CALLABLE) DTD 09/29/2023 5.864% 09/29/2025	17325FBA5	255,000.00	A+	Aa3	09/26/23	09/29/23	255,000.00	5.86	6,313.57	255,000.00	257,899.10
LOCKHEED MARTIN CORP NOTES (CALLABLE) DTD 10/24/2022 4.950% 10/15/2025	539830BU2	105,000.00	A-	A2	10/19/22	10/24/22	104,700.75	5.05	1,963.50	104,836.75	104,783.18
PNC FINANCIAL SERVICES CORP NOTE (CALLAB) DTD 10/28/2022 5.671% 10/28/2025	693475BH7	160,000.00	A-	A3	10/25/22	10/28/22	160,000.00	5.67	3,100.15	160,000.00	159,759.36
WESTPAC BANKING CORP CORPORATE NOTES DTD 11/17/2023 5.512% 11/17/2025	961214FL2	455,000.00	AA-	Aa3	11/08/23	11/17/23	455,000.00	5.51	7,245.22	455,000.00	458,529.44
LINDE INC/CT CORPORATE NOTES (CALLABLE) DTD 12/05/2022 4.700% 12/05/2025	53522KAB9	505,000.00	A	A2	11/28/22	12/05/22	504,454.60	4.74	5,670.03	504,679.53	502,617.92
PROTECTIVE LIFE GLOBAL NOTES DTD 01/06/2023 5.366% 01/06/2026	74368CBO6	150,000.00	AA-	A1	01/03/23	01/06/23	150,000.00	5.37	1,229.71	150,000.00	150,434.10
CATERPILLAR FINL SERVICE CORPORATE NOTES DTD 01/06/2023 4.800% 01/06/2026	14913R3B1	500,000.00	A	A2	01/03/23	01/06/23	499,875.00	4.81	3,666.67	499,922.90	498,573.00
NATIONAL AUSTRALIA BK/NY CORPORATE NOTES DTD 01/12/2023 4.966% 01/12/2026	63253OAA2	450,000.00	AA-	Aa3	01/04/23	01/12/23	450,000.00	4.97	3,041.68	450,000.00	448,442.10
WELLS FARGO BANK NA CORPORATE NOTES (CAL) DTD 01/23/2024 4.811% 01/15/2026	94988J6H5	520,000.00	A+	Aa2	01/16/24	01/23/24	520,000.00	4.81	2,640.70	520,000.00	517,337.08
STATE STREET CORP NOTES (CALLABLE) DTD 01/26/2023 4.857% 01/26/2026	857477BZ5	55,000.00	A	A1	01/23/23	01/26/23	55,000.00	4.86	259.71	55,000.00	54,720.88

Managed Account Detail of Securities Held

For the Month Ending **February 29, 2024**

CITY OF DORAL GENERAL FUND - [REDACTED]											
Security Type/Description Dated Date/Coupon/Maturity	CUSIP	Par	S&P Rating	Moody's Rating	Trade Date	Settle Date	Original Cost	YTM at Cost	Accrued Interest	Amortized Cost	Market Value
Corporate Note											
BANK OF NOVA SCOTIA CORPORATE NOTES DTD 02/02/2023 4.750% 02/02/2026	06417XAN1	500,000.00	A-	A2	07/20/23	07/24/23	492,345.00	5.41	1,913.19	494,175.90	496,029.00
STATE STREET CORP (CALLABLE) CORPORATE N DTD 02/07/2022 1.746% 02/06/2026	857477BR3	155,000.00	A	A1	02/02/22	02/07/22	155,000.00	1.75	187.94	155,000.00	149,420.00
COLGATE-PALMOLIVE CO CORPORATE NOTES DTD 03/01/2023 4.800% 03/02/2026	194162AO6	130,000.00	AA-	Aa3	02/27/23	03/01/23	129,849.20	4.84	3,102.67	129,899.51	130,126.62
WALMART INC CORPORATE NOTES (CALLABLE) DTD 04/18/2023 4.000% 04/15/2026	931142FA6	145,000.00	AA	Aa2	04/12/23	04/18/23	144,936.20	4.02	2,191.11	144,954.76	142,716.25
JPMORGAN CHASE & CO (CALLABLE) CORPORATE DTD 04/26/2022 4.080% 04/26/2026	46647PCZ7	900,000.00	A-	A1	04/19/22	04/26/22	900,000.00	4.08	12,750.00	900,000.00	885,610.80
AMERICAN HONDA FINANCE CORPORATE NOTES DTD 07/07/2023 5.250% 07/07/2026	02665WEK3	95,000.00	A-	A3	07/06/23	07/10/23	94,476.55	5.45	748.13	94,589.09	95,750.78
AMERICAN HONDA FINANCE CORPORATE NOTES DTD 07/07/2023 5.250% 07/07/2026	02665WEK3	125,000.00	A-	A3	07/05/23	07/07/23	124,846.25	5.29	984.37	124,879.64	125,987.88
TORONTO-DOMINION BANK CORPORATE NOTES DTD 07/17/2023 5.532% 07/17/2026	89115A2S0	500,000.00	A	A1	07/20/23	07/24/23	501,435.00	5.43	3,380.67	501,143.78	504,434.50
ROYAL BANK OF CANADA CORPORATE NOTES DTD 07/20/2023 5.200% 07/20/2026	78016FZZ0	500,000.00	A	A1	07/20/23	07/24/23	497,720.00	5.37	2,961.11	498,181.43	501,687.50
MORGAN STANLEY CORP NOTES DTD 07/25/2016 3.125% 07/27/2026	61761J3R8	200,000.00	A-	A1	07/20/23	07/24/23	187,874.00	5.33	590.28	190,312.44	190,576.20

Managed Account Detail of Securities Held

For the Month Ending **February 29, 2024**

CITY OF DORAL GENERAL FUND - [REDACTED]											
Security Type/Description			S&P	Moody's	Trade	Settle	Original	YTM	Accrued	Amortized	Market
Dated Date/Coupon/Maturity	CUSIP	Par	Rating	Rating	Date	Date	Cost	at Cost	Interest	Cost	Value
Corporate Note											
MERCEDES-BENZ FIN NA CORPORATE NOTES DTD 08/03/2023 5.200% 08/03/2026	58769JAK3	275,000.00	A	A2	08/21/23	08/23/23	273,174.00	5.45	1,112.22	273,498.13	275,627.83
STATE STREET CORP NOTES (CALLABLE) DTD 08/03/2023 5.272% 08/03/2026	857477CD3	380,000.00	A	A1	07/31/23	08/03/23	380,000.00	5.27	1,558.17	380,000.00	380,618.64
TOYOTA MOTOR CREDIT CORP CORPORATE NOTES DTD 08/14/2023 5.000% 08/14/2026	89236TKX2	275,000.00	A+	A1	08/09/23	08/14/23	274,667.25	5.04	649.31	274,727.97	275,156.48
PACIFIC LIFE GF II NOTES DTD 08/30/2023 5.500% 08/28/2026	6944PL2W8	90,000.00	AA-	Aa3	08/23/23	08/30/23	89,968.50	5.51	41.25	89,973.80	90,665.46
SUMITOMO MITSUI TR BK LT CORPORATE NOTES DTD 09/14/2023 5.650% 09/14/2026	86563VBK4	275,000.00	A	A1	09/05/23	09/14/23	274,956.00	5.66	7,207.67	274,962.34	277,354.55
NEW YORK LIFE GLOBAL FDG NOTES DTD 09/19/2023 5.450% 09/18/2026	64953BBF4	500,000.00	AA+	Aaa	09/12/23	09/19/23	499,905.00	5.46	12,262.50	499,918.32	504,810.50
HOME DEPOT INC CORPORATE NOTES DTD 12/04/2023 4.950% 09/30/2026	437076CV2	115,000.00	A	A2	11/27/23	12/04/23	114,748.15	5.03	1,375.69	114,768.37	115,044.85
CANADIAN IMPERIAL BANK CORPORATE NOTES DTD 10/03/2023 5.926% 10/02/2026	13607LWT6	275,000.00	A-	A2	09/26/23	10/03/23	275,000.00	5.93	6,699.67	275,000.00	279,598.00
DIAGEO CAPITAL PLC CORPORATE NOTES (CALL) DTD 10/05/2023 5.375% 10/05/2026	25243YBK4	315,000.00	A-	A3	10/02/23	10/05/23	314,146.35	5.47	6,866.56	314,253.51	317,814.21
STATE STREET CORP NOTES (CALLABLE) DTD 11/04/2022 5.751% 11/04/2026	857477BX0	100,000.00	A	A1	11/01/22	11/04/22	100,000.00	5.75	1,869.08	100,000.00	100,552.70
PACCAR FINANCIAL CORP CORPORATE NOTES DTD 11/09/2023 5.200% 11/09/2026	69371RS72	190,000.00	A+	A1	11/03/23	11/09/23	189,853.70	5.23	3,073.78	189,867.81	191,656.80

Managed Account Detail of Securities Held

For the Month Ending **February 29, 2024**

CITY OF DORAL GENERAL FUND - [REDACTED]											
Security Type/Description			S&P	Moody's	Trade	Settle	Original	YTM	Accrued	Amortized	Market
Dated Date/Coupon/Maturity	CUSIP	Par	Rating	Rating	Date	Date	Cost	at Cost	Interest	Cost	Value
Corporate Note											
PEPSICO INC CORPORATE NOTES (CALLABLE) DTD 11/10/2023 5.125% 11/10/2026	713448FW3	145,000.00	A+	A1	11/08/23	11/10/23	144,960.85	5.13	2,291.30	144,964.60	145,993.69
ROCHE HOLDINGS INC CORP NOTE (CALLABLE) DTD 11/13/2023 5.265% 11/13/2026	771196CE0	470,000.00	AA	Aa2	11/06/23	11/13/23	470,000.00	5.27	7,423.65	470,000.00	473,206.34
WELLS FARGO CORP NOTES (CALLABLE) DTD 12/11/2023 5.254% 12/11/2026	94988J6F9	370,000.00	A+	Aa2	12/04/23	12/11/23	370,000.00	5.25	4,319.96	370,000.00	370,465.46
MERCEDES-BENZ FIN NA CORPORATE NOTES DTD 01/11/2024 4.800% 01/11/2027	58769JAO0	250,000.00	A	A2	01/08/24	01/11/24	249,745.00	4.84	1,666.67	249,755.89	248,535.75
PROTECTIVE LIFE GLOBAL NOTES DTD 01/12/2024 4.992% 01/12/2027	74368CBX1	370,000.00	AA-	A1	01/09/24	01/12/24	370,000.00	4.99	2,514.03	370,000.00	369,092.02
PRINCIPAL LFE GLB FND II NOTES DTD 01/16/2024 5.000% 01/16/2027	74256LEX3	90,000.00	A+	A1	01/10/24	01/16/24	90,270.90	4.89	562.50	90,260.50	90,283.23
PRINCIPAL LFE GLB FND II NOTES DTD 01/16/2024 5.000% 01/16/2027	74256LEX3	135,000.00	A+	A1	01/08/24	01/16/24	134,947.35	5.01	843.75	134,949.37	135,424.85
BPCE SA NOTES DTD 01/18/2024 5.203% 01/18/2027	05571AAT2	250,000.00	A	A1	01/09/24	01/18/24	250,255.00	5.17	1,553.67	250,245.68	249,662.50
AUST & NZ BANKING GRP NY BONDS DTD 01/18/2024 4.750% 01/18/2027	05253JAZ4	525,000.00	AA-	Aa3	01/08/24	01/18/24	525,000.00	4.75	2,978.65	525,000.00	522,069.45
BANQUE FED CRED MUTUEL CORPORATE NOTES DTD 01/23/2024 5.088% 01/23/2027	06675FBC0	500,000.00	A+	Aa3	01/17/24	01/23/24	500,000.00	5.09	2,685.33	500,000.00	499,213.00
PNC FINANCIAL SERVICES CORP NOTES (CALLA DTD 01/24/2023 4.758% 01/26/2027	693475BL8	35,000.00	A-	A3	01/19/23	01/24/23	35,000.00	4.76	161.90	35,000.00	34,541.15
NATIONAL RURAL UTIL COOP CORP NOTES (CAL DTD 02/05/2024 4.800% 02/05/2027	63743HFM9	510,000.00	A-	A2	01/24/24	02/05/24	509,847.00	4.81	1,768.00	509,850.26	507,263.34

Managed Account Detail of Securities Held

For the Month Ending **February 29, 2024**

CITY OF DORAL GENERAL FUND - [REDACTED]

Security Type/Description Dated Date/Coupon/Maturity	CUSIP	Par	S&P Rating	Moody's Rating	Trade Date	Settle Date	Original Cost	YTM at Cost	Accrued Interest	Amortized Cost	Market Value
Corporate Note											
TEXAS INSTRUMENTS CORP NOTES (CALLABLE) DTD 02/08/2024 4.600% 02/08/2027	882508CE2	325,000.00	A+	Aa3	02/05/24	02/08/24	324,792.00	4.62	955.14	324,795.92	323,955.78
ELI LILLY & CO CORPORATE NOTES DTD 02/09/2024 4.500% 02/09/2027	532457CJ5	335,000.00	A+	A1	02/07/24	02/09/24	334,822.45	4.52	921.25	334,825.65	333,112.28
BRISTOL-MYERS SQUIBB CORP NOTES (CALLABL DTD 02/22/2024 4.900% 02/22/2027	110122EE4	105,000.00	A	A2	02/14/24	02/22/24	104,886.60	4.94	128.63	104,887.37	104,998.32
WESTPAC NEW ZEALAND LTD CORPORATE NOTES DTD 02/26/2024 5.132% 02/26/2027	96122FAB3	250,000.00	AA-	A1	02/20/24	02/26/24	250,000.00	5.13	178.19	250,000.00	249,690.00
ASTRAZENECA FINANCE LLC CORP NOTES (CALL DTD 02/26/2024 4.800% 02/26/2027	04636NAK9	250,000.00	A	A2	02/21/24	02/26/24	249,580.00	4.86	166.67	249,581.43	249,583.25
CISCO SYSTEMS INC CORPORATE NOTES (CALLA DTD 02/26/2024 4.800% 02/26/2027	17275RBQ4	325,000.00	AA-	A1	02/21/24	02/26/24	324,577.50	4.85	216.67	324,578.94	324,960.68

Security Type Sub-Total		20,565,000.00					20,547,602.65	4.62	189,491.43	20,545,560.25	20,463,194.97
--------------------------------	--	----------------------	--	--	--	--	----------------------	-------------	-------------------	----------------------	----------------------

Asset-Backed Security											
VWALT 2022-A A3 DTD 06/14/2022 3.440% 07/21/2025	92868AAC9	82,923.31	NR	Aaa	06/07/22	06/14/22	82,916.71	3.44	87.16	82,920.36	82,379.54
KCOT 2021-2A A3 DTD 07/28/2021 0.560% 11/17/2025	50117XAE2	99,837.25	NR	Aaa	07/20/21	07/28/21	99,833.49	0.56	24.85	99,835.75	97,497.95
HAROT 2021-3 A3 DTD 08/25/2021 0.410% 11/18/2025	43815EAC8	122,343.39	AAA	NR	08/17/21	08/25/21	122,341.60	0.41	18.11	122,342.66	119,389.41
CARMX 2021-1 A3 DTD 01/27/2021 0.340% 12/15/2025	14316NAC3	117,816.54	AAA	NR	01/20/21	01/27/21	117,793.26	0.34	17.80	117,808.00	116,038.83
HAROT 2021-4 A3 DTD 11/24/2021 0.880% 01/21/2026	43815GAC3	115,609.15	NR	Aaa	11/16/21	11/24/21	115,584.78	0.89	28.26	115,598.06	112,587.66

Managed Account Detail of Securities Held

For the Month Ending **February 29, 2024**

CITY OF DORAL GENERAL FUND - [REDACTED]											
Security Type/Description			S&P	Moody's	Trade	Settle	Original	YTM	Accrued	Amortized	Market
Dated Date/Coupon/Maturity	CUSIP	Par	Rating	Rating	Date	Date	Cost	at Cost	Interest	Cost	Value
Asset-Backed Security											
DTRT 2022-1 A3 DTD 10/19/2022 5.230% 02/17/2026	233869AC0	290,000.00	NR	Aaa	10/12/22	10/19/22	289,980.74	5.23	674.09	289,988.64	288,712.02
HAROT 2022-1 A3 DTD 02/23/2022 1.880% 05/15/2026	43815BAC4	277,429.13	AAA	Aaa	02/15/22	02/23/22	277,387.40	1.88	231.81	277,407.34	270,720.48
FORDO 2022-A A3 DTD 01/24/2022 1.290% 06/15/2026	345286AC2	113,118.22	AAA	NR	01/19/22	01/24/22	113,104.79	1.29	64.85	113,111.22	110,303.79
CARMX 2021-3 A3 DTD 07/28/2021 0.550% 06/15/2026	14317DAC4	205,974.04	AAA	Aaa	07/21/21	07/28/21	205,940.16	0.55	50.35	205,958.15	200,226.91
VALET 2021-1 A3 DTD 12/13/2021 1.020% 06/22/2026	92868KAC7	143,539.48	AAA	Aaa	12/07/21	12/13/21	143,533.85	1.02	44.74	143,536.61	140,161.34
BMWOT 2022-A A3 DTD 05/18/2022 3.210% 08/25/2026	05602RAD3	161,885.13	AAA	Aaa	05/10/22	05/18/22	161,876.71	3.21	86.61	161,880.23	159,211.84
CARMX 2021-4 A3 DTD 09/22/2021 0.560% 09/15/2026	14317JAD9	98,246.39	AAA	Aaa	09/14/21	09/22/21	98,235.17	0.56	24.45	98,240.67	95,036.42
JDOT 2022-A A3 DTD 03/16/2022 2.320% 09/16/2026	47787JAC2	190,019.75	NR	Aaa	03/10/22	03/16/22	189,977.72	2.33	195.93	189,996.01	185,723.48
KCOT 2022-1A A3 DTD 03/23/2022 2.670% 10/15/2026	50117EAC8	270,000.00	NR	Aaa	03/15/22	03/23/22	269,961.39	2.67	320.40	269,977.81	263,021.47
HART 2022-A A3 DTD 03/16/2022 2.220% 10/15/2026	448977AD0	329,611.00	AAA	NR	03/09/22	03/16/22	329,598.31	2.22	325.22	329,603.74	322,178.24
COMET 2021-A3 A3 DTD 11/30/2021 1.040% 11/15/2026	14041NFY2	360,000.00	AAA	NR	11/18/21	11/30/21	359,950.39	1.04	166.40	359,972.91	349,179.41
ALLYA 2022-1 A3 DTD 05/18/2022 3.310% 11/15/2026	02008JAC0	361,547.57	AAA	Aaa	05/10/22	05/18/22	361,477.58	3.31	531.88	361,505.41	356,393.38
GMCAR 2022-1 A3 DTD 01/19/2022 1.260% 11/16/2026	380146AC4	110,308.16	AAA	NR	01/11/22	01/19/22	110,298.59	1.26	57.91	110,302.78	107,238.16
CNH 2021-C A3 DTD 10/27/2021 0.810% 12/15/2026	12598LAC0	114,613.03	AAA	Aaa	10/19/21	10/27/21	114,599.71	0.81	41.26	114,605.79	110,924.28

Managed Account Detail of Securities Held

For the Month Ending **February 29, 2024**

CITY OF DORAL GENERAL FUND - [REDACTED]											
Security Type/Description Dated Date/Coupon/Maturity	CUSIP	Par	S&P Rating	Moody's Rating	Trade Date	Settle Date	Original Cost	YTM at Cost	Accrued Interest	Amortized Cost	Market Value
Asset-Backed Security											
HDMOT 2022-A A3 DTD 04/20/2022 3.060% 02/15/2027	41284YAD8	210,897.47	AAA	Aaa	04/12/22	04/20/22	210,862.36	3.06	286.82	210,875.93	207,299.47
GMCAR 2022-2 A3 DTD 04/13/2022 3.100% 02/16/2027	362585AC5	163,759.31	AAA	Aaa	04/05/22	04/13/22	163,725.08	3.10	211.52	163,738.39	160,765.04
CARMX 2022-2 A3 DTD 04/28/2022 3.490% 02/16/2027	14317HAC5	237,683.08	AAA	Aaa	04/21/22	04/28/22	237,646.93	3.49	368.67	237,660.79	233,825.60
COMET 2022-A1 A1 DTD 03/30/2022 2.800% 03/15/2027	14041NFZ9	520,000.00	AAA	NR	03/23/22	03/30/22	519,960.79	2.80	647.11	519,975.99	506,789.24
TAOT 2022-C A3 DTD 08/16/2022 3.760% 04/15/2027	89231CAD9	140,000.00	AAA	NR	08/08/22	08/16/22	139,976.61	3.76	233.96	139,984.34	137,551.15
COPAR 2022-1 A3 DTD 05/04/2022 3.170% 04/15/2027	14043OAC6	205,000.00	AAA	NR	04/26/22	05/04/22	204,955.21	3.17	288.82	204,971.74	200,606.58
COMET 2022-A2 A DTD 06/14/2022 3.490% 05/15/2027	14041NGA3	475,000.00	AAA	NR	06/06/22	06/14/22	474,924.10	3.49	736.78	474,950.56	465,295.75
COPAR 2022-2 A3 DTD 08/10/2022 3.660% 05/17/2027	14043GAD6	205,000.00	AAA	Aaa	08/02/22	08/10/22	204,985.32	3.66	333.47	204,990.12	200,857.52
DCENT 2022-A2 A DTD 05/26/2022 3.320% 05/17/2027	254683CS2	480,000.00	NR	Aaa	05/19/22	05/26/22	479,960.98	3.32	708.27	479,974.83	468,905.42
AMXCA 2022-2 A DTD 05/24/2022 3.390% 05/17/2027	02582JJT8	515,000.00	AAA	NR	05/17/22	05/24/22	514,886.08	3.39	775.93	514,926.60	503,917.10
KCOT 2023-1A A3 DTD 03/31/2023 5.020% 06/15/2027	50117KAC4	175,000.00	NR	Aaa	03/28/23	03/31/23	174,972.61	5.02	390.44	174,978.60	174,661.64
JDOT 2022-C A3 DTD 10/19/2022 5.090% 06/15/2027	47800BAC2	400,000.00	NR	Aaa	10/12/22	10/19/22	399,968.96	5.09	904.89	399,978.07	398,382.96
CNH 2022-A A3 DTD 03/31/2022 2.940% 07/15/2027	12660DAC1	186,026.46	AAA	NR	03/24/22	03/31/22	186,012.71	2.94	243.07	186,017.70	181,782.32
DCENT 2022-A3 A3 DTD 08/09/2022 3.560% 07/15/2027	254683CW3	420,000.00	AAA	Aaa	08/02/22	08/09/22	419,947.88	3.56	664.53	419,964.38	411,006.62

Managed Account Detail of Securities Held

For the Month Ending **February 29, 2024**

CITY OF DORAL GENERAL FUND - [REDACTED]											
Security Type/Description	CUSIP	Par	S&P Rating	Moody's Rating	Trade Date	Settle Date	Original Cost	YTM at Cost	Accrued Interest	Amortized Cost	Market Value
Dated Date/Coupon/Maturity											
Asset-Backed Security											
CARMX 2022-4 A3 DTD 10/31/2022 5.340% 08/16/2027	14318UAD3	550,000.00	AAA	NR	10/26/22	10/31/22	549,871.03	5.35	1,305.33	549,906.92	549,666.15
MBART 2022-1 A3 DTD 11/22/2022 5.210% 08/16/2027	58768PAC8	575,000.00	AAA	Aaa	11/15/22	11/22/22	574,886.27	5.21	1,331.44	574,916.87	574,438.23
CHAIT 2022-A1 A DTD 09/16/2022 3.970% 09/15/2027	161571HS6	200,000.00	AAA	NR	09/09/22	09/16/22	199,966.62	3.97	352.89	199,976.35	196,621.96
TAOT 2023-A A3 DTD 01/30/2023 4.630% 09/15/2027	891940AC2	215,000.00	AAA	NR	01/24/23	01/30/23	214,999.89	4.63	442.42	214,999.92	213,253.38
JDOT 2023-A A3 DTD 03/02/2023 5.010% 11/15/2027	47800CAC0	140,000.00	NR	Aaa	02/22/23	03/02/23	139,974.49	5.01	311.73	139,979.91	139,457.58
BACCT 2022-A1 A1 DTD 06/16/2022 3.530% 11/15/2027	05522RDE5	165,000.00	NR	Aaa	06/09/22	06/16/22	164,989.70	3.53	258.87	164,992.95	161,514.39
HAROT 2023-2 A3 DTD 05/30/2023 4.930% 11/15/2027	437927AC0	225,000.00	AAA	Aaa	05/23/23	05/30/23	224,963.55	4.93	493.00	224,969.72	224,050.32
KCOT 2023-2A A3 DTD 07/26/2023 5.280% 01/18/2028	500945AC4	130,000.00	NR	Aaa	07/18/23	07/26/23	129,967.16	5.29	305.07	129,971.55	130,320.46
FORDO 2023-A A3 DTD 03/31/2023 4.650% 02/15/2028	344928AD8	175,000.00	AAA	NR	03/28/23	03/31/23	174,981.75	4.65	361.67	174,985.19	173,323.33
TAOT 2023-B A3 DTD 05/23/2023 4.710% 02/15/2028	891941AD8	240,000.00	NR	Aaa	05/16/23	05/23/23	239,986.58	4.71	502.40	239,988.78	237,981.60
BAAT 2023-1A A3 DTD 07/31/2023 5.530% 02/15/2028	06428AAC2	265,000.00	NR	Aaa	07/25/23	07/31/23	264,989.96	5.53	651.31	264,991.25	266,376.91
GMCAR 2023-2 A3 DTD 04/12/2023 4.470% 02/16/2028	362583AD8	185,000.00	AAA	Aaa	04/04/23	04/12/23	184,994.91	4.47	344.56	184,995.84	182,794.71
BMWOT 2023-A A3 DTD 07/18/2023 5.470% 02/25/2028	05592XAD2	120,000.00	AAA	NR	07/11/23	07/18/23	119,978.74	5.47	109.40	119,981.61	120,588.20
JDOT 2023-B A3 DTD 06/28/2023 5.180% 03/15/2028	477920AC6	155,000.00	NR	Aaa	06/21/23	06/28/23	154,974.15	5.18	356.84	154,977.86	154,936.68

Managed Account Detail of Securities Held

For the Month Ending **February 29, 2024**

CITY OF DORAL GENERAL FUND - [REDACTED]

Security Type/Description Dated Date/Coupon/Maturity	CUSIP	Par	S&P Rating	Moody's Rating	Trade Date	Settle Date	Original Cost	YTM at Cost	Accrued Interest	Amortized Cost	Market Value
Asset-Backed Security											
HART 2023-B A3 DTD 07/19/2023 5.480% 04/17/2028	44933XAD9	150,000.00	AAA	NR	07/11/23	07/19/23	149,993.49	5.48	365.33	149,994.34	150,762.45
BAAT 2023-2A A3 DTD 11/21/2023 5.740% 06/15/2028	06054YAC1	395,000.00	NR	Aaa	11/15/23	11/21/23	394,992.85	5.74	1,007.69	394,993.23	399,940.48
KCOT 2024-1A A3 DTD 02/21/2024 5.190% 07/17/2028	50117BAC4	170,000.00	NR	Aaa	02/14/24	02/21/24	169,993.35	5.19	245.08	169,993.38	169,806.01
CNH 2023-A A3 DTD 04/25/2023 4.810% 08/15/2028	12664QAC8	165,000.00	AAA	NR	04/18/23	04/25/23	164,972.20	4.81	352.73	164,976.66	164,113.74
FITAT 2023-1 A3 DTD 08/23/2023 5.530% 08/15/2028	31680EAD3	475,000.00	AAA	Aaa	08/15/23	08/23/23	474,970.55	5.53	1,167.44	474,973.64	475,783.13
CHAIT 2023-A1 A DTD 09/15/2023 5.160% 09/15/2028	161571HT4	405,000.00	AAA	NR	09/07/23	09/15/23	404,887.73	5.17	928.80	404,896.89	406,772.69
PFAST 2023-1A A3 DTD 05/24/2023 4.810% 09/22/2028	73328OAC8	205,000.00	AAA	Aaa	05/17/23	05/24/23	204,966.26	4.81	246.51	204,971.14	203,559.10
TAOT 2024-A A3 DTD 01/30/2024 4.830% 10/16/2028	89238DAD0	150,000.00	AAA	Aaa	01/23/24	01/30/24	149,969.99	4.83	322.00	149,970.48	149,043.74
GMCAR 2024-1 A3 DTD 01/17/2024 4.850% 12/18/2028	36268GAD7	65,000.00	NR	Aaa	01/09/24	01/17/24	64,986.93	4.85	131.35	64,987.22	64,766.39
HUNT 2024-1A A3 DTD 02/22/2024 5.230% 01/16/2029	446144AE7	155,000.00	AAA	Aaa	02/13/24	02/22/24	154,994.23	5.23	202.66	154,994.25	154,994.00
WOART 2024-A A3 DTD 02/14/2024 4.860% 03/15/2029	98164RAD8	350,000.00	AAA	NR	02/06/24	02/14/24	349,953.87	4.86	803.25	349,954.24	347,968.39
CNH 2024-A A3 DTD 01/24/2024 4.770% 06/15/2029	18978FAC0	150,000.00	AAA	Aaa	01/17/24	01/24/24	149,964.56	4.78	318.00	149,965.15	149,033.46
Security Type Sub-Total		14,073,187.86					14,071,348.78	3.84	23,004.13	14,071,885.52	13,900,438.50
Managed Account Sub-Total		69,877,022.42					69,739,767.54	4.14	486,932.89	69,777,144.37	69,109,232.68

Managed Account Detail of Securities Held

For the Month Ending **February 29, 2024**

CITY OF DORAL GENERAL FUND - [REDACTED]						
Securities Sub-Total	\$69,877,022.42	\$69,739,767.54	4.14%	\$486,932.89	\$69,777,144.37	\$69,109,232.68
Accrued Interest						\$486,932.89
Total Investments						\$69,596,165.57

Managed Account Fair Market Value & Analytics

For the Month Ending February 29, 2024

CITY OF DORAL GENERAL FUND - [REDACTED]

Security Type/Description Dated Date/Coupon/Maturity	CUSIP	Par	Broker	Next Call Date	Market Price	Market Value	Unreal G/L On Cost	Unreal G/L Amort Cost	Effective Duration	YTM at Mkt
U.S. Treasury Bond / Note										
US TREASURY NOTES DTD 06/15/2022 2.875% 06/15/2025	91282CEU1	1,620,000.00	MERRILL		97.47	1,578,993.75	(41,259.38)	(41,117.16)	1.27	4.92
US TREASURY NOTES DTD 07/15/2022 3.000% 07/15/2025	91282CEY3	3,300,000.00	CITIGRP		97.55	3,219,047.04	(74,378.74)	(77,889.07)	1.35	4.86
US TREASURY NOTES DTD 08/15/2022 3.125% 08/15/2025	91282CFE6	1,000,000.00	CITIGRP		97.63	976,250.00	(12,070.31)	(17,964.53)	1.44	4.83
US TREASURY NOTES DTD 10/15/2022 4.250% 10/15/2025	91282CFP1	1,300,000.00	JPM_CHA		99.19	1,289,437.50	(2,031.25)	(5,860.80)	1.56	4.77
US TREASURY NOTES DTD 11/15/2022 4.500% 11/15/2025	91282CFW6	2,150,000.00	MORGAN_		99.61	2,141,601.67	(30,486.22)	(21,231.52)	1.64	4.74
US TREASURY NOTES DTD 12/15/2022 4.000% 12/15/2025	91282CGA3	1,370,000.00	CITIGRP		98.78	1,353,303.13	(9,739.84)	(12,460.47)	1.73	4.71
US TREASURY NOTES DTD 01/15/2023 3.875% 01/15/2026	91282CGE5	1,820,000.00	JPM_CHA		98.58	1,794,121.78	(21,399.31)	(23,034.80)	1.82	4.67
US TREASURY NOTES DTD 02/15/2023 4.000% 02/15/2026	91282CGL9	495,000.00	MERRILL		98.80	489,044.56	(6,245.48)	(6,156.67)	1.90	4.65
US TREASURY NOTES DTD 02/15/2023 4.000% 02/15/2026	91282CGL9	1,705,000.00	MERRILL		98.80	1,684,486.80	8,924.69	(942.61)	1.90	4.65
US TREASURY NOTES DTD 04/15/2023 3.750% 04/15/2026	91282CGV7	2,415,000.00	MORGAN_		98.31	2,374,246.88	(35,092.96)	(36,683.90)	2.03	4.59
US TREASURY NOTES DTD 05/15/2023 3.625% 05/15/2026	91282CHB0	3,025,000.00	JPM_CHA		98.03	2,965,445.31	(28,713.87)	(36,459.94)	2.12	4.57
US TREASURY NOTES DTD 06/15/2023 4.125% 06/15/2026	91282CHH7	780,000.00	MORGAN_		99.06	772,687.50	(1,919.53)	(3,145.66)	2.19	4.56
US TREASURY NOTES DTD 07/15/2023 4.500% 07/15/2026	91282CHM6	1,265,000.00	JPM_CHA		99.92	1,264,011.78	1,383.66	918.97	2.27	4.53
US TREASURY NOTES DTD 08/15/2023 4.375% 08/15/2026	91282CHU8	1,070,000.00	JPM_CHA		99.67	1,066,489.12	6,687.56	5,046.65	2.36	4.52
US TREASURY NOTES DTD 09/15/2023 4.625% 09/15/2026	91282CHY0	310,000.00	MERRILL		100.28	310,871.88	3,087.89	2,800.38	2.38	4.51
US TREASURY NOTES DTD 10/15/2023 4.625% 10/15/2026	91282CJC6	870,000.00	CITIGRP		100.33	872,854.64	4,010.11	3,895.66	2.46	4.49
US TREASURY N/B NOTES DTD 11/15/2023 4.625% 11/15/2026	91282CJK8	1,695,000.00	JPM_CHA		100.38	1,701,356.25	(7,614.26)	(6,613.04)	2.54	4.48

Managed Account Fair Market Value & Analytics

For the Month Ending February 29, 2024

CITY OF DORAL GENERAL FUND - [REDACTED]

Security Type/Description Dated Date/Coupon/Maturity	CUSIP	Par	Broker	Next Call Date	Market Price	Market Value	Unreal G/L On Cost	Unreal G/L Amort Cost	Effective Duration	YTM at Mkt
U.S. Treasury Bond / Note										
US TREASURY N/B NOTES DTD 12/15/2023 4.375% 12/15/2026	91282CJP7	3,695,000.00	JPM_CHA		99.80	3,687,494.72	(35,939.46)	(34,519.47)	2.63	4.45
US TREASURY N/B NOTES DTD 01/15/2024 4.000% 01/15/2027	91282CJT9	1,210,000.00	CITIGRP		98.83	1,195,820.25	(15,361.39)	(15,335.34)	2.73	4.44
Security Type Sub-Total		31,095,000.00				30,737,564.56	(298,158.09)	(326,753.32)	2.00	4.64
Federal Agency Mortgage-Backed Security										
FANNIE MAE POOL FM4174 DTD 09/01/2020 3.000% 11/01/2032	3140X7T82	243,308.03	OTHER		96.77	235,447.26	(22,573.31)	(18,385.87)	1.58	3.43
FN BM4614 DTD 10/01/2018 3.000% 03/01/2033	3140J9DU2	142,856.78	INTL_FC		94.74	135,349.57	(16,882.19)	(14,819.87)	2.77	3.69
FN FM5616 DTD 01/01/2021 3.000% 12/01/2034	3140X9G25	182,882.80	CITIGRP		94.15	172,188.52	(21,238.62)	(19,286.86)	3.29	3.66
FANNIE MAE POOL FN 885671 DTD 10/01/2006 6.500% 10/01/2036	31410C6G2	1,074.94	OTHER		105.67	1,135.92	60.98	60.98	3.63	5.86
FANNIE MAE POOL FN 899203 DTD 11/01/2006 6.500% 10/01/2036	31410WAC2	11,664.11	OTHER		105.67	12,326.02	661.91	661.91	3.75	5.86
FANNIE MAE POOL FN 899273 DTD 11/01/2006 6.500% 11/01/2036	31410WCJ5	5,911.38	OTHER		105.67	6,246.72	335.79	335.61	3.44	5.86
GINNIE MAE I POOL 668892 DTD 06/01/2007 7.500% 06/01/2037	36295FC51	75,244.21	OTHER		107.08	80,569.45	5,325.24	5,325.24	3.74	6.69
FANNIE MAE POOL FN 946318 DTD 08/01/2007 6.500% 09/01/2037	31413HYP7	403.67	OTHER		105.85	427.30	23.63	23.63	4.08	5.87
GINNIE MAE I POOL 662584 DTD 09/01/2007 6.500% 09/01/2037	36294XCV6	12,015.84	OTHER		107.25	12,886.43	870.59	870.59	4.27	5.73
FANNIE MAE POOL FN 956412 DTD 11/01/2007 6.500% 11/01/2037	31413VAM9	2,264.62	OTHER		105.85	2,397.11	132.49	132.49	3.71	5.88
GINNIE MAE I POOL 677536 DTD 11/01/2007 6.500% 11/01/2037	36295OV56	4,281.12	OTHER		104.45	4,471.44	190.32	190.32	4.21	6.02
GINNIE MAE II POOL 4117 DTD 04/01/2008 7.000% 04/01/2038	36202ESE0	12,951.40	OTHER		105.35	13,644.70	693.30	693.30	3.00	6.42
GINNIE MAE II POOL 4262 DTD 10/01/2008 7.000% 10/01/2038	36202EWX3	5,276.78	OTHER		107.57	5,676.36	399.58	399.58	4.04	6.21

Managed Account Fair Market Value & Analytics

For the Month Ending **February 29, 2024**

CITY OF DORAL GENERAL FUND - [REDACTED]

Security Type/Description Dated Date/Coupon/Maturity	CUSIP	Par	Broker	Next Call Date	Market Price	Market Value	Unreal G/L On Cost	Unreal G/L Amort Cost	Effective Duration	YTM at Mkt
Security Type Sub-Total		700,135.68				682,766.80	(52,000.29)	(43,798.95)	2.69	4.15

Federal Agency Commercial Mortgage-Backed Security

FHLMC MULTIFAMILY STRUCTURED POOL DTD 11/01/2017 3.064% 08/01/2024	3137FBTA4	574,976.62	JPM_CHA		98.83	568,240.23	(7,500.04)	(6,883.73)	0.40	5.90
FHMS K052 A2 DTD 02/10/2016 3.151% 11/01/2025	3137BMTX4	690,000.00	BARCLAY		97.05	669,636.99	444.80	(6,945.71)	1.48	5.00
FHMS K057 A2 DTD 09/28/2016 2.570% 07/01/2026	3137BROJ7	355,000.00	CANT_FI		95.19	337,912.39	7,790.12	400.70	2.08	4.75
FHMS K736 A2 DTD 09/01/2019 2.282% 07/01/2026	3137FNWX4	370,000.00	INTL_FC		94.59	349,973.03	6,667.95	2,854.39	2.05	4.73
FNA 2016-M12 A2 DTD 11/30/2016 2.444% 09/01/2026	3136AUKX8	362,192.84	WELLS_F		94.62	342,713.87	4,770.97	2,548.98	2.25	2.58
FHMS K092 A1 DTD 05/31/2019 3.125% 10/01/2028	3137FLYU2	298,823.38	WELLS_F		96.00	286,878.03	5,692.24	4,598.48	2.27	4.08
Security Type Sub-Total		2,650,992.84				2,555,354.54	17,866.04	(3,426.89)	1.59	4.70

Federal Agency Collateralized Mortgage Obligation

Government National Mortgage Association DTD 09/26/2008 6.000% 09/01/2038	38375YEK4	12,695.61	OTHER		101.96	12,945.05	249.44	249.44	4.02	5.80
FHLMC SERIES 3842 PH DTD 04/01/2011 4.000% 04/01/2041	3137A9OP4	68,427.77	OTHER		96.99	66,370.61	(7,034.21)	(5,339.08)	3.13	4.25
Government National Mortgage Association DTD 09/30/2014 3.000% 09/01/2064	38375UPV6	206,482.63	OTHER		97.98	202,310.74	(16,909.49)	(16,012.30)	0.58	3.09
Government National Mortgage Association DTD 07/30/2019 2.500% 01/01/2069	38380LXE8	242,232.53	OTHER		97.08	235,158.54	(8,351.40)	(8,232.81)	0.80	2.61
Government National Mortgage Association DTD 01/30/2020 2.250% 12/01/2069	38380LV67	262,867.50	OTHER		96.30	253,128.37	(10,878.90)	(10,785.48)	0.98	2.38
Security Type Sub-Total		792,706.04				769,913.31	(42,924.56)	(40,120.23)	1.06	2.86

Corporate Note

HSBC USA INC CORPORATE NOTES DTD 05/24/2022 3.750% 05/24/2024	40428HTA0	490,000.00	HSBC		99.64	488,233.06	(1,747.34)	(1,764.69)	0.24	5.26
--	-----------	------------	------	--	-------	------------	------------	------------	------	------

Managed Account Fair Market Value & Analytics

For the Month Ending February 29, 2024

CITY OF DORAL GENERAL FUND - [REDACTED]										
Security Type/Description				Next Call	Market	Market	Unreal G/L	Unreal G/L	Effective	YTM
Dated Date/Coupon/Maturity	CUSIP	Par	Broker	Date	Price	Value	On Cost	Amort Cost	Duration	at Mkt
Corporate Note										
PRINCIPAL LFE GLB FND II NOTES DTD 01/11/2022 1.375% 01/10/2025	74256LET2	170,000.00	BARCLAY		96.76	164,490.81	(4,958.39)	(5,350.74)	0.86	5.27
3M COMPANY (CALLABLE) CORP NOTES DTD 08/26/2019 2.000% 02/14/2025	88579YBH3	300,000.00	JPM_CHA	01/14/25	96.42	289,262.40	(22,629.60)	(13,877.95)	0.87	5.91
MET LIFE GLOB FUNDING I NOTES DTD 03/21/2022 2.800% 03/21/2025	59217GEW5	260,000.00	MERRILL		97.33	253,061.64	(6,706.96)	(6,857.07)	1.04	5.43
CINTAS CORPORATION NO. 2 CORP NOTE (CALL DTD 05/03/2022 3.450% 05/01/2025	17252MAP5	145,000.00	WELLS_F	04/01/25	97.89	141,942.97	(3,025.13)	(3,044.61)	1.06	5.33
USAA CAPITAL CORP CORPORATE NOTES DTD 05/26/2022 3.375% 05/01/2025	90327OD89	350,000.00	MERRILL		98.07	343,230.30	(5,625.20)	(6,314.46)	1.14	5.10
JOHN DEERE CAPITAL CORP CORPORATE NOTES DTD 06/06/2022 3.400% 06/06/2025	24422EWF2	105,000.00	GOLDMAN		97.92	102,810.96	(2,164.89)	(2,178.86)	1.24	5.12
NATIONAL AUSTRALIA BK/NY CORPORATE NOTES DTD 06/09/2022 3.500% 06/09/2025	63254ABD9	355,000.00	CITIGRP		98.00	347,917.04	(7,082.96)	(7,082.96)	1.25	5.13
MET TOWER GLOBAL FUNDING NOTES DTD 06/13/2022 3.700% 06/13/2025	58989V2E3	330,000.00	JPM_CHA		97.92	323,133.03	(6,543.57)	(6,728.58)	1.26	5.39
COOPERAT RABOBANK UA/NY CORPORATE NOTES DTD 07/18/2023 5.500% 07/18/2025	21688AAW2	655,000.00	MERRILL		100.50	658,280.90	3,706.65	3,574.44	1.34	5.12
MORGAN STANLEY CORP NOTES DTD 07/23/2015 4.000% 07/23/2025	6174468C6	325,000.00	GOLDMAN		98.26	319,337.20	(7,177.30)	(6,329.08)	1.37	5.31
BMW US CAPITAL LLC CORPORATE NOTES DTD 08/11/2023 5.300% 08/11/2025	05565ECC7	350,000.00	MERRILL		100.25	350,871.50	892.50	886.67	1.41	5.12
TOYOTA MOTOR CREDIT CORP CORPORATE NOTES DTD 08/18/2022 3.650% 08/18/2025	89236TKF1	225,000.00	MORGAN_		98.01	220,520.70	(4,276.80)	(4,380.45)	1.44	5.07
MASSMUTUAL GLOBAL FUNDIN NOTES DTD 08/26/2022 4.150% 08/26/2025	57629WDK3	260,000.00	JPM_CHA		98.37	255,754.98	(3,977.22)	(4,112.34)	1.46	5.30
PRICOA GLOBAL FUNDING 1 NOTES DTD 08/31/2022 4.200% 08/28/2025	74153WCR8	155,000.00	CITIGRP		98.52	152,703.83	(2,201.62)	(2,249.02)	1.46	5.24

Managed Account Fair Market Value & Analytics

For the Month Ending **February 29, 2024**

CITY OF DORAL GENERAL FUND - [REDACTED]

Security Type/Description	CUSIP	Par	Broker	Next Call Date	Market Price	Market Value	Unreal G/L On Cost	Unreal G/L Amort Cost	Effective Duration	YTM at Mkt
Corporate Note										
NESTLE HOLDINGS INC CORP NOTE DTD 09/13/2022 4.000% 09/12/2025	641062BA1	185,000.00	MERRILL		98.48	182,196.88	(2,742.07)	(2,771.90)	1.47	5.04
COMMONWEALTH BK AUSTR NY CORPORATE NOTES DTD 09/12/2023 5.499% 09/12/2025	20271RAS9	280,000.00	MORGAN_		100.56	281,572.48	1,572.48	1,572.48	1.45	5.11
HOME DEPOT INC NOTES (CALLABLE) DTD 09/19/2022 4.000% 09/15/2025	437076CR1	60,000.00	CSFB	08/15/25	98.39	59,034.84	(943.56)	(954.02)	1.40	5.10
BANK OF MONTREAL CORPORATE NOTES DTD 09/25/2023 5.920% 09/25/2025	06368LWT9	325,000.00	BMO		101.04	328,387.48	3,387.48	3,387.48	1.48	5.22
BANK OF AMERICA CORP NOTES (CALLABLE) DTD 09/25/2020 0.981% 09/25/2025	06051GJG5	805,000.00	OTHER	09/25/24	97.40	784,065.17	(20,934.83)	(20,934.83)	0.57	2.68
CITIBANK NA CORP NOTES (CALLABLE) DTD 09/29/2023 5.864% 09/29/2025	17325FBA5	255,000.00	CITIGRP	08/29/25	101.14	257,899.10	2,899.10	2,899.10	1.42	5.11
LOCKHEED MARTIN CORP NOTES (CALLABLE) DTD 10/24/2022 4.950% 10/15/2025	539830BU2	105,000.00	GOLDMAN	09/15/25	99.79	104,783.18	82.43	(53.57)	1.48	5.08
PNC FINANCIAL SERVICES CORP NOTE (CALLAB DTD 10/28/2022 5.671% 10/28/2025	693475BH7	160,000.00	PNC	10/28/24	99.85	159,759.36	(240.64)	(240.64)	0.65	5.76
WESTPAC BANKING CORP CORPORATE NOTES DTD 11/17/2023 5.512% 11/17/2025	961214FL2	455,000.00	MORGAN_		100.78	458,529.44	3,529.44	3,529.44	1.63	5.03
LINDE INC/CT CORPORATE NOTES (CALLABLE) DTD 12/05/2022 4.700% 12/05/2025	53522KAB9	505,000.00	DEUTSCH	11/05/25	99.53	502,617.92	(1,836.68)	(2,061.61)	1.62	4.98
PROTECTIVE LIFE GLOBAL NOTES DTD 01/06/2023 5.366% 01/06/2026	74368CBQ6	150,000.00	MORGAN_		100.29	150,434.10	434.10	434.10	1.77	5.20
CATERPILLAR FINL SERVICE CORPORATE NOTES DTD 01/06/2023 4.800% 01/06/2026	14913R3B1	500,000.00	JPM_CHA		99.71	498,573.00	(1,302.00)	(1,349.90)	1.78	4.96
NATIONAL AUSTRALIA BK/NY CORPORATE NOTES DTD 01/12/2023 4.966% 01/12/2026	63253QAA2	450,000.00	GOLDMAN		99.65	448,442.10	(1,557.90)	(1,557.90)	1.80	5.16

Managed Account Fair Market Value & Analytics

For the Month Ending **February 29, 2024**

CITY OF DORAL GENERAL FUND - [REDACTED]

Security Type/Description Dated Date/Coupon/Maturity	CUSIP	Par	Broker	Next Call Date	Market Price	Market Value	Unreal G/L On Cost	Unreal G/L Amort Cost	Effective Duration	YTM at Mkt
Corporate Note										
WELLS FARGO BANK NA CORPORATE NOTES (CAL DTD 01/23/2024 4.811% 01/15/2026	94988J6H5	520,000.00	WELLS_F	12/14/25	99.49	517,337.08	(2,662.92)	(2,662.92)	1.73	5.10
STATE STREET CORP NOTES (CALLABLE) DTD 01/26/2023 4.857% 01/26/2026	857477BZ5	55,000.00	GOLDMAN	01/26/25	99.49	54,720.88	(279.12)	(279.12)	0.89	5.14
BANK OF NOVA SCOTIA CORPORATE NOTES DTD 02/02/2023 4.750% 02/02/2026	06417XAN1	500,000.00	CITIGRP		99.21	496,029.00	3,684.00	1,853.10	1.85	5.19
STATE STREET CORP (CALLABLE) CORPORATE N DTD 02/07/2022 1.746% 02/06/2026	857477BR3	155,000.00	GOLDMAN	02/26/25	96.40	149,420.00	(5,580.00)	(5,580.00)	0.98	3.69
COLGATE-PALMOLIVE CO CORPORATE NOTES DTD 03/01/2023 4.800% 03/02/2026	194162AQ6	130,000.00	BNP_PAR		100.10	130,126.62	277.42	227.11	1.89	4.75
WALMART INC CORPORATE NOTES (CALLABLE) DTD 04/18/2023 4.000% 04/15/2026	931142FA6	145,000.00	MIZUHO	03/15/26	98.43	142,716.25	(2,219.95)	(2,238.51)	1.95	4.79
JPMORGAN CHASE & CO (CALLABLE) CORPORATE DTD 04/26/2022 4.080% 04/26/2026	46647PCZ7	900,000.00	JPM_CHA	04/26/25	98.40	885,610.80	(14,389.20)	(14,389.20)	1.13	4.87
AMERICAN HONDA FINANCE CORPORATE NOTES DTD 07/07/2023 5.250% 07/07/2026	02665WEK3	95,000.00	SOCGEN		100.79	95,750.78	1,274.23	1,161.69	2.23	4.89
AMERICAN HONDA FINANCE CORPORATE NOTES DTD 07/07/2023 5.250% 07/07/2026	02665WEK3	125,000.00	MIZUHO		100.79	125,987.88	1,141.63	1,108.24	2.23	4.89
TORONTO-DOMINION BANK CORPORATE NOTES DTD 07/17/2023 5.532% 07/17/2026	89115A2S0	500,000.00	RBS		100.89	504,434.50	2,999.50	3,290.72	2.25	5.13
ROYAL BANK OF CANADA CORPORATE NOTES DTD 07/20/2023 5.200% 07/20/2026	78016FZZ0	500,000.00	JPM_CHA		100.34	501,687.50	3,967.50	3,506.07	2.27	5.05
MORGAN STANLEY CORP NOTES DTD 07/25/2016 3.125% 07/27/2026	61761J3R8	200,000.00	MORGAN_		95.29	190,576.20	2,702.20	263.76	2.33	5.23

Managed Account Fair Market Value & Analytics

For the Month Ending **February 29, 2024**

CITY OF DORAL GENERAL FUND - [REDACTED]

Security Type/Description	CUSIP	Par	Broker	Next Call Date	Market Price	Market Value	Unreal G/L On Cost	Unreal G/L Amort Cost	Effective Duration	YTM at Mkt
Corporate Note										
MERCEDES-BENZ FIN NA CORPORATE NOTES DTD 08/03/2023 5.200% 08/03/2026	58769JAK3	275,000.00	SCOTIA		100.23	275,627.83	2,453.83	2,129.70	2.30	5.10
STATE STREET CORP NOTES (CALLABLE) DTD 08/03/2023 5.272% 08/03/2026	857477CD3	380,000.00	MORGAN_		100.16	380,618.64	618.64	618.64	2.30	5.20
TOYOTA MOTOR CREDIT CORP CORPORATE NOTES DTD 08/14/2023 5.000% 08/14/2026	89236TKX2	275,000.00	HSBC		100.06	275,156.48	489.23	428.51	2.34	4.97
PACIFIC LIFE GF II NOTES DTD 08/30/2023 5.500% 08/28/2026	6944PL2W8	90,000.00	JPM_CHA		100.74	90,665.46	696.96	691.66	2.36	5.18
SUMITOMO MITSUI TR BK LT CORPORATE NOTES DTD 09/14/2023 5.650% 09/14/2026	86563VBK4	275,000.00	GOLDMAN		100.86	277,354.55	2,398.55	2,392.21	2.34	5.29
NEW YORK LIFE GLOBAL FDG NOTES DTD 09/19/2023 5.450% 09/18/2026	64953BBF4	500,000.00	MERRILL		100.96	504,810.50	4,905.50	4,892.18	2.36	5.04
HOME DEPOT INC CORPORATE NOTES DTD 12/04/2023 4.950% 09/30/2026	437076CV2	115,000.00	JPM_CHA		100.04	115,044.85	296.70	276.48	2.43	4.93
CANADIAN IMPERIAL BANK CORPORATE NOTES DTD 10/03/2023 5.926% 10/02/2026	13607LWT6	275,000.00	CIBC		101.67	279,598.00	4,598.00	4,598.00	2.38	5.23
DIAGEO CAPITAL PLC CORPORATE NOTES (CALL DTD 10/05/2023 5.375% 10/05/2026	25243YBK4	315,000.00	MERRILL	09/05/26	100.89	317,814.21	3,667.86	3,560.70	2.34	5.00
STATE STREET CORP NOTES (CALLABLE) DTD 11/04/2022 5.751% 11/04/2026	857477BX0	100,000.00	DEUTSCH	11/04/25	100.55	100,552.70	552.70	552.70	1.60	5.52
PACCAR FINANCIAL CORP CORPORATE NOTES DTD 11/09/2023 5.200% 11/09/2026	69371RS72	190,000.00	JPM_CHA		100.87	191,656.80	1,803.10	1,788.99	2.51	4.85
PEPSICO INC CORPORATE NOTES (CALLABLE) DTD 11/10/2023 5.125% 11/10/2026	713448FW3	145,000.00	MERRILL	10/10/26	100.69	145,993.69	1,032.84	1,029.09	2.44	4.85
ROCHE HOLDINGS INC CORP NOTE (CALLABLE) DTD 11/13/2023 5.265% 11/13/2026	771196CE0	470,000.00	BARCLAY	10/13/26	100.68	473,206.34	3,206.34	3,206.34	2.44	4.99

Managed Account Fair Market Value & Analytics

For the Month Ending February 29, 2024

CITY OF DORAL GENERAL FUND - [REDACTED]										
Security Type/Description				Next Call	Market	Market	Unreal G/L	Unreal G/L	Effective	YTM
Dated Date/Coupon/Maturity	CUSIP	Par	Broker	Date	Price	Value	On Cost	Amort Cost	Duration	at Mkt
Corporate Note										
WELLS FARGO CORP NOTES (CALLABLE) DTD 12/11/2023 5.254% 12/11/2026	94988J6F9	370,000.00	WELLS_F	11/09/26	100.13	370,465.46	465.46	465.46	2.52	5.20
MERCEDES-BENZ FIN NA CORPORATE NOTES DTD 01/11/2024 4.800% 01/11/2027	58769JAQ0	250,000.00	MERRILL		99.41	248,535.75	(1,209.25)	(1,220.14)	2.69	5.02
PROTECTIVE LIFE GLOBAL NOTES DTD 01/12/2024 4.992% 01/12/2027	74368CBX1	370,000.00	WELLS_F		99.75	369,092.02	(907.98)	(907.98)	2.69	5.09
PRINCIPAL LFE GLB FND II NOTES DTD 01/16/2024 5.000% 01/16/2027	74256LEX3	90,000.00	MKTX		100.31	90,283.23	12.33	22.73	2.70	4.88
PRINCIPAL LFE GLB FND II NOTES DTD 01/16/2024 5.000% 01/16/2027	74256LEX3	135,000.00	WELLS_F		100.31	135,424.85	477.50	475.48	2.70	4.88
BPCE SA NOTES DTD 01/18/2024 5.203% 01/18/2027	05571AAT2	250,000.00	CITIGRP		99.87	249,662.50	(592.50)	(583.18)	2.70	5.25
AUST & NZ BANKING GRP NY BONDS DTD 01/18/2024 4.750% 01/18/2027	05253JAZ4	525,000.00	MERRILL		99.44	522,069.45	(2,930.55)	(2,930.55)	2.71	4.96
BANQUE FED CRED MUTUEL CORPORATE NOTES DTD 01/23/2024 5.088% 01/23/2027	06675FBC0	500,000.00	WELLS_F		99.84	499,213.00	(787.00)	(787.00)	2.72	5.15
PNC FINANCIAL SERVICES CORP NOTES (CALLA) DTD 01/24/2023 4.758% 01/26/2027	693475BL8	35,000.00	PNC	01/26/26	98.69	34,541.15	(458.85)	(458.85)	1.84	5.25
NATIONAL RURAL UTIL COOP CORP NOTES (CAL) DTD 02/05/2024 4.800% 02/05/2027	63743HFM9	510,000.00	PNC	01/05/27	99.46	507,263.34	(2,583.66)	(2,586.92)	2.69	5.00
TEXAS INSTRUMENTS CORP NOTES (CALLABLE) DTD 02/08/2024 4.600% 02/08/2027	882508CE2	325,000.00	MERRILL	01/08/27	99.68	323,955.78	(836.22)	(840.14)	2.70	4.72
ELI LILLY & CO CORPORATE NOTES DTD 02/09/2024 4.500% 02/09/2027	532457CJ5	335,000.00	DEUTSCH		99.44	333,112.28	(1,710.17)	(1,713.37)	2.78	4.71
BRISTOL-MYERS SQUIBB CORP NOTES (CALLABL) DTD 02/22/2024 4.900% 02/22/2027	110122EE4	105,000.00	CITIGRP	01/22/27	100.00	104,998.32	111.72	110.95	2.73	4.90

Managed Account Fair Market Value & Analytics

For the Month Ending February 29, 2024

CITY OF DORAL GENERAL FUND - [REDACTED]

Security Type/Description Dated Date/Coupon/Maturity	CUSIP	Par	Broker	Next Call Date	Market Price	Market Value	Unreal G/L On Cost	Unreal G/L Amort Cost	Effective Duration	YTM at Mkt
Corporate Note										
WESTPAC NEW ZEALAND LTD CORPORATE NOTES DTD 02/26/2024 5.132% 02/26/2027	96122FAB3	250,000.00	CITIGRP		99.88	249,690.00	(310.00)	(310.00)	2.81	5.18
ASTRAZENECA FINANCE LLC CORP NOTES (CALL) DTD 02/26/2024 4.800% 02/26/2027	04636NAK9	250,000.00	CITIGRP	01/26/27	99.83	249,583.25	3.25	1.82	2.75	4.86
CISCO SYSTEMS INC CORPORATE NOTES (CALLA) DTD 02/26/2024 4.800% 02/26/2027	17275RBQ4	325,000.00	DEUTSCH	01/26/27	99.99	324,960.68	383.18	381.74	2.75	4.80

Security Type Sub-Total		20,565,000.00				20,463,194.97	(84,407.68)	(82,365.28)	1.86	4.99
--------------------------------	--	----------------------	--	--	--	----------------------	--------------------	--------------------	-------------	-------------

Asset-Backed Security										
VWALT 2022-A A3 DTD 06/14/2022 3.440% 07/21/2025	92868AAC9	82,923.31	RBC		99.34	82,379.54	(537.17)	(540.82)	0.27	3.92
KCOT 2021-2A A3 DTD 07/28/2021 0.560% 11/17/2025	50117XAE2	99,837.25	MITSU		97.66	97,497.95	(2,335.54)	(2,337.80)	0.43	1.95
HAROT 2021-3 A3 DTD 08/25/2021 0.410% 11/18/2025	43815EAC8	122,343.39	BARCLAY		97.59	119,389.41	(2,952.19)	(2,953.25)	0.40	1.84
CARMX 2021-1 A3 DTD 01/27/2021 0.340% 12/15/2025	14316NAC3	117,816.54	OTHER		98.49	116,038.83	(1,754.43)	(1,769.17)	0.23	1.19
HAROT 2021-4 A3 DTD 11/24/2021 0.880% 01/21/2026	43815GAC3	115,609.15	MERRILL		97.39	112,587.66	(2,997.12)	(3,010.40)	0.53	2.29
DTRT 2022-1 A3 DTD 10/19/2022 5.230% 02/17/2026	233869AC0	290,000.00	JPM_CHA		99.56	288,712.02	(1,268.72)	(1,276.62)	0.65	5.47
HAROT 2022-1 A3 DTD 02/23/2022 1.880% 05/15/2026	43815BAC4	277,429.13	JPM_CHA		97.58	270,720.48	(6,666.92)	(6,686.86)	0.62	3.01
FORDO 2022-A A3 DTD 01/24/2022 1.290% 06/15/2026	345286AC2	113,118.22	CITIGRP		97.51	110,303.79	(2,801.00)	(2,807.43)	0.55	2.41
CARMX 2021-3 A3 DTD 07/28/2021 0.550% 06/15/2026	14317DAC4	205,974.04	RBC		97.21	200,226.91	(5,713.25)	(5,731.24)	0.48	1.79
VALET 2021-1 A3 DTD 12/13/2021 1.020% 06/22/2026	92868KAC7	143,539.48	WELLS_F		97.65	140,161.34	(3,372.51)	(3,375.27)	0.54	2.06

Managed Account Fair Market Value & Analytics

For the Month Ending **February 29, 2024**

CITY OF DORAL GENERAL FUND - [REDACTED]

Security Type/Description Dated Date/Coupon/Maturity	CUSIP	Par	Broker	Next Call Date	Market Price	Market Value	Unreal G/L On Cost	Unreal G/L Amort Cost	Effective Duration	YTM at Mkt
Asset-Backed Security										
BMWOT 2022-A A3 DTD 05/18/2022 3.210% 08/25/2026	05602RAD3	161,885.13	RBC		98.35	159,211.84	(2,664.87)	(2,668.39)	0.64	3.91
CARMX 2021-4 A3 DTD 09/22/2021 0.560% 09/15/2026	14317JAD9	98,246.39	BARCLAY		96.73	95,036.42	(3,198.75)	(3,204.25)	0.56	1.88
JDOT 2022-A A3 DTD 03/16/2022 2.320% 09/16/2026	47787JAC2	190,019.75	MERRILL		97.74	185,723.48	(4,254.24)	(4,272.53)	0.67	3.25
KCOT 2022-1A A3 DTD 03/23/2022 2.670% 10/15/2026	50117EAC8	270,000.00	JPM_CHA		97.42	263,021.47	(6,939.92)	(6,956.34)	0.86	3.70
HART 2022-A A3 DTD 03/16/2022 2.220% 10/15/2026	448977AD0	329,611.00	MERRILL		97.75	322,178.24	(7,420.07)	(7,425.50)	0.62	3.12
COMET 2021-A3 A3 DTD 11/30/2021 1.040% 11/15/2026	14041NFY2	360,000.00	BARCLAY		96.99	349,179.41	(10,770.98)	(10,793.50)	0.68	2.18
ALLYA 2022-1 A3 DTD 05/18/2022 3.310% 11/15/2026	02008JAC0	361,547.57	BARCLAY		98.57	356,393.38	(5,084.20)	(5,112.03)	0.59	3.87
GMCAR 2022-1 A3 DTD 01/19/2022 1.260% 11/16/2026	380146AC4	110,308.16	BNP_PAR		97.22	107,238.16	(3,060.43)	(3,064.62)	0.64	2.32
CNH 2021-C A3 DTD 10/27/2021 0.810% 12/15/2026	12598LAC0	114,613.03	WELLS_F		96.78	110,924.28	(3,675.43)	(3,681.51)	0.70	2.00
HDMOT 2022-A A3 DTD 04/20/2022 3.060% 02/15/2027	41284YAD8	210,897.47	WELLS_F		98.29	207,299.47	(3,562.89)	(3,576.46)	0.71	3.67
GMCAR 2022-2 A3 DTD 04/13/2022 3.100% 02/16/2027	362585AC5	163,759.31	RBC		98.17	160,765.04	(2,960.04)	(2,973.35)	0.74	3.75
CARMX 2022-2 A3 DTD 04/28/2022 3.490% 02/16/2027	14317HAC5	237,683.08	MERRILL		98.38	233,825.60	(3,821.33)	(3,835.19)	0.67	4.07
COMET 2022-A1 A1 DTD 03/30/2022 2.800% 03/15/2027	14041NFZ9	520,000.00	RBC		97.46	506,789.24	(13,171.55)	(13,186.75)	0.98	3.68
TAOT 2022-C A3 DTD 08/16/2022 3.760% 04/15/2027	89231CAD9	140,000.00	CITIGRP		98.25	137,551.15	(2,425.46)	(2,433.19)	1.08	4.36
COPAR 2022-1 A3 DTD 05/04/2022 3.170% 04/15/2027	14043OAC6	205,000.00	WELLS_F		97.86	200,606.58	(4,348.63)	(4,365.16)	0.84	3.90
COMET 2022-A2 A DTD 06/14/2022 3.490% 05/15/2027	14041NGA3	475,000.00	RBC		97.96	465,295.75	(9,628.35)	(9,654.81)	1.14	4.17
COPAR 2022-2 A3 DTD 08/10/2022 3.660% 05/17/2027	14043GAD6	205,000.00	JPM_CHA		97.98	200,857.52	(4,127.80)	(4,132.60)	1.01	4.33

Managed Account Fair Market Value & Analytics

For the Month Ending **February 29, 2024**

CITY OF DORAL GENERAL FUND - [REDACTED]

Security Type/Description	CUSIP	Par	Broker	Next Call Date	Market Price	Market Value	Unreal G/L On Cost	Unreal G/L Amort Cost	Effective Duration	YTM at Mkt
Asset-Backed Security										
DCENT 2022-A2 A DTD 05/26/2022 3.320% 05/17/2027	254683CS2	480,000.00	RBC		97.69	468,905.42	(11,055.56)	(11,069.41)	1.14	4.09
AMXCA 2022-2 A DTD 05/24/2022 3.390% 05/17/2027	02582JJT8	515,000.00	BARCLAY		97.85	503,917.10	(10,968.98)	(11,009.50)	1.14	4.11
KCOT 2023-1A A3 DTD 03/31/2023 5.020% 06/15/2027	50117KAC4	175,000.00	MIZUHO		99.81	174,661.64	(310.97)	(316.96)	1.67	5.08
JDOT 2022-C A3 DTD 10/19/2022 5.090% 06/15/2027	47800BAC2	400,000.00	CITIGRP		99.60	398,382.96	(1,586.00)	(1,595.11)	1.22	5.22
CNH 2022-A A3 DTD 03/31/2022 2.940% 07/15/2027	12660DAC1	186,026.46	CITIGRP		97.72	181,782.32	(4,230.39)	(4,235.38)	0.92	3.66
DCENT 2022-A3 A3 DTD 08/09/2022 3.560% 07/15/2027	254683CW3	420,000.00	MERRILL		97.86	411,006.62	(8,941.26)	(8,957.76)	1.30	4.24
CARMX 2022-4 A3 DTD 10/31/2022 5.340% 08/16/2027	14318UAD3	550,000.00	BARCLAY		99.94	549,666.15	(204.88)	(240.77)	1.09	5.36
MBART 2022-1 A3 DTD 11/22/2022 5.210% 08/16/2027	58768PAC8	575,000.00	SMBC		99.90	574,438.23	(448.04)	(478.64)	1.01	5.24
CHAIT 2022-A1 A DTD 09/16/2022 3.970% 09/15/2027	161571HS6	200,000.00	JPM_CHA		98.31	196,621.96	(3,344.66)	(3,354.39)	1.45	4.49
TAOT 2023-A A3 DTD 01/30/2023 4.630% 09/15/2027	891940AC2	215,000.00	MERRILL		99.19	213,253.38	(1,746.51)	(1,746.54)	1.29	4.88
JDOT 2023-A A3 DTD 03/02/2023 5.010% 11/15/2027	47800CAC0	140,000.00	MITSU		99.61	139,457.58	(516.91)	(522.33)	1.56	5.12
BACCT 2022-A1 A1 DTD 06/16/2022 3.530% 11/15/2027	05522RDE5	165,000.00	MERRILL		97.89	161,514.39	(3,475.31)	(3,478.56)	1.22	4.15
HAROT 2023-2 A3 DTD 05/30/2023 4.930% 11/15/2027	437927AC0	225,000.00	BARCLAY		99.58	224,050.32	(913.23)	(919.40)	1.71	5.05
KCOT 2023-2A A3 DTD 07/26/2023 5.280% 01/18/2028	500945AC4	130,000.00	JPM_CHA		100.25	130,320.46	353.30	348.91	2.09	5.21
FORDO 2023-A A3 DTD 03/31/2023 4.650% 02/15/2028	344928AD8	175,000.00	BNP_PAR		99.04	173,323.33	(1,658.42)	(1,661.86)	1.51	4.92
TAOT 2023-B A3 DTD 05/23/2023 4.710% 02/15/2028	891941AD8	240,000.00	RBC		99.16	237,981.60	(2,004.98)	(2,007.18)	1.64	4.94
BAAT 2023-1A A3 DTD 07/31/2023 5.530% 02/15/2028	06428AAC2	265,000.00	MERRILL		100.52	266,376.91	1,386.95	1,385.66	1.69	5.38

Managed Account Fair Market Value & Analytics

For the Month Ending **February 29, 2024**

CITY OF DORAL GENERAL FUND - [REDACTED]

Security Type/Description Dated Date/Coupon/Maturity	CUSIP	Par	Broker	Next Call Date	Market Price	Market Value	Unreal G/L On Cost	Unreal G/L Amort Cost	Effective Duration	YTM at Mkt
Asset-Backed Security										
GMCAR 2023-2 A3 DTD 04/12/2023 4.470% 02/16/2028	362583AD8	185,000.00	MERRILL		98.81	182,794.71	(2,200.20)	(2,201.13)	1.52	4.80
BMWOT 2023-A A3 DTD 07/18/2023 5.470% 02/25/2028	05592XAD2	120,000.00	TD		100.49	120,588.20	609.46	606.59	1.63	5.33
JDOT 2023-B A3 DTD 06/28/2023 5.180% 03/15/2028	477920AC6	155,000.00	MERRILL		99.96	154,936.68	(37.47)	(41.18)	1.86	5.19
HART 2023-B A3 DTD 07/19/2023 5.480% 04/17/2028	44933XAD9	150,000.00	BARCLAY		100.51	150,762.45	768.96	768.11	1.72	5.34
BAAT 2023-2A A3 DTD 11/21/2023 5.740% 06/15/2028	06054YAC1	395,000.00	MERRILL		101.25	399,940.48	4,947.63	4,947.25	1.95	5.41
KCOT 2024-1A A3 DTD 02/21/2024 5.190% 07/17/2028	50117BAC4	170,000.00	MIZUHO		99.89	169,806.01	(187.34)	(187.37)	2.57	5.22
CNH 2023-A A3 DTD 04/25/2023 4.810% 08/15/2028	12664QAC8	165,000.00	CITIGRP		99.46	164,113.74	(858.46)	(862.92)	1.56	4.94
FITAT 2023-1 A3 DTD 08/23/2023 5.530% 08/15/2028	31680EAD3	475,000.00	JPM_CHA		100.16	475,783.13	812.58	809.49	1.84	5.49
CHAIT 2023-A1 A DTD 09/15/2023 5.160% 09/15/2028	161571HT4	405,000.00	JPM_CHA		100.44	406,772.69	1,884.96	1,875.80	2.31	5.05
PFAST 2023-1A A3 DTD 05/24/2023 4.810% 09/22/2028	73328OAC8	205,000.00	WELLS_F		99.30	203,559.10	(1,407.16)	(1,412.04)	1.30	4.98
TAOT 2024-A A3 DTD 01/30/2024 4.830% 10/16/2028	89238DAD0	150,000.00	MERRILL		99.36	149,043.74	(926.25)	(926.74)	2.18	4.98
GMCAR 2024-1 A3 DTD 01/17/2024 4.850% 12/18/2028	36268GAD7	65,000.00	BARCLAY		99.64	64,766.39	(220.54)	(220.83)	2.19	4.93
HUNT 2024-1A A3 DTD 02/22/2024 5.230% 01/16/2029	446144AE7	155,000.00	MORGAN_		100.00	154,994.00	(0.23)	(0.25)	2.28	5.23
WOART 2024-A A3 DTD 02/14/2024 4.860% 03/15/2029	98164RAD8	350,000.00	MIZUHO		99.42	347,968.39	(1,985.48)	(1,985.85)	2.32	4.99
CNH 2024-A A3 DTD 01/24/2024 4.770% 06/15/2029	18978FAC0	150,000.00	MERRILL		99.36	149,033.46	(931.10)	(931.69)	2.45	4.91
Security Type Sub-Total		14,073,187.86				13,900,438.50	(170,910.28)	(171,447.02)	1.23	4.30

Managed Account Fair Market Value & Analytics

For the Month Ending **February 29, 2024**

CITY OF DORAL GENERAL FUND - [REDACTED]										
Security Type/Description Dated Date/Coupon/Maturity	CUSIP	Par	Broker	Next Call Date	Market Price	Market Value	Unreal G/L On Cost	Unreal G/L Amort Cost	Effective Duration	YTM at Mkt
Managed Account Sub-Total		69,877,022.42				69,109,232.68	(630,534.86)	(667,911.69)	1.78	4.65
Securities Sub-Total		\$69,877,022.42				\$69,109,232.68	(\$630,534.86)	(\$667,911.69)	1.78	4.65%
Accrued Interest						\$486,932.89				
Total Investments						\$69,596,165.57				

Managed Account Security Transactions & Interest

For the Month Ending **February 29, 2024**

CITY OF DORAL GENERAL FUND - [REDACTED]

Transaction Type	Trade	Settle	Security Description	CUSIP	Par	Principal Proceeds	Accrued Interest	Total	Realized G/L Cost	Realized G/L Amort Cost	Sale Method
BUY											
	01/24/24	02/05/24	NATIONAL RURAL UTIL COOP CORP NOTES (CAL DTD 02/05/2024 4.800% 02/05/2027	63743HFM9	510,000.00	(509,847.00)	0.00	(509,847.00)			
	02/01/24	02/05/24	US TREASURY N/B NOTES DTD 01/15/2024 4.000% 01/15/2027	91282CJT9	1,210,000.00	(1,211,181.64)	(2,792.31)	(1,213,973.95)			
	02/05/24	02/08/24	TEXAS INSTRUMENTS CORP NOTES (CALLABLE) DTD 02/08/2024 4.600% 02/08/2027	882508CE2	325,000.00	(324,792.00)	0.00	(324,792.00)			
	02/06/24	02/14/24	WOART 2024-A A3 DTD 02/14/2024 4.860% 03/15/2029	98164RAD8	350,000.00	(349,953.87)	0.00	(349,953.87)			
	02/07/24	02/09/24	ELI LILLY & CO CORPORATE NOTES DTD 02/09/2024 4.500% 02/09/2027	532457CJ5	335,000.00	(334,822.45)	0.00	(334,822.45)			
	02/13/24	02/22/24	HUNT 2024-1A A3 DTD 02/22/2024 5.230% 01/16/2029	446144AE7	155,000.00	(154,994.23)	0.00	(154,994.23)			
	02/14/24	02/21/24	KCOT 2024-1A A3 DTD 02/21/2024 5.190% 07/17/2028	50117BAC4	170,000.00	(169,993.35)	0.00	(169,993.35)			
	02/14/24	02/22/24	BRISTOL-MYERS SQUIBB CORP NOTES (CALLABL DTD 02/22/2024 4.900% 02/22/2027	110122EE4	105,000.00	(104,886.60)	0.00	(104,886.60)			
	02/20/24	02/26/24	WESTPAC NEW ZEALAND LTD CORPORATE NOTES DTD 02/26/2024 5.132% 02/26/2027	96122FAB3	250,000.00	(250,000.00)	0.00	(250,000.00)			
	02/21/24	02/26/24	ASTRAZENECA FINANCE LLC CORP NOTES (CALL DTD 02/26/2024 4.800% 02/26/2027	04636NAK9	250,000.00	(249,580.00)	0.00	(249,580.00)			
	02/21/24	02/26/24	CISCO SYSTEMS INC CORPORATE NOTES (CALLA DTD 02/26/2024 4.800% 02/26/2027	17275RBQ4	325,000.00	(324,577.50)	0.00	(324,577.50)			
Transaction Type Sub-Total					3,985,000.00	(3,984,628.64)	(2,792.31)	(3,987,420.95)			

INTEREST

	02/01/24	02/01/24	Government National Mortgage Association DTD 01/30/2020 2.250% 12/01/2069	38380LV67	267,846.81	0.00	502.21	502.21			
--	----------	----------	--	-----------	------------	------	--------	--------	--	--	--

Managed Account Security Transactions & Interest

For the Month Ending **February 29, 2024**

CITY OF DORAL GENERAL FUND - [REDACTED]

Transaction Type		Security Description	CUSIP	Par	Principal Proceeds	Accrued Interest	Total	Realized G/L Cost	Realized G/L Amort Cost	Sale Method
Trade	Settle									
INTEREST										
02/01/24	02/01/24	Government National Mortgage Association DTD 09/30/2014 3.000% 09/01/2064	38375UPV6	236,191.43	0.00	590.48	590.48			
02/01/24	02/01/24	FANNIE MAE POOL FN 956412 DTD 11/01/2007 6.500% 11/01/2037	31413VAM9	2,291.87	0.00	12.41	12.41			
02/01/24	02/01/24	Government National Mortgage Association DTD 09/26/2008 6.000% 09/01/2038	38375YEK4	12,768.74	0.00	63.84	63.84			
02/01/24	02/01/24	Government National Mortgage Association DTD 07/30/2019 2.500% 01/01/2069	38380LXE8	259,523.59	0.00	540.67	540.67			
02/01/24	02/01/24	MONEY MARKET FUND	MONEY0002	0.00	0.00	2,275.88	2,275.88			
02/01/24	02/01/24	FANNIE MAE POOL FN 946318 DTD 08/01/2007 6.500% 09/01/2037	31413HYP7	405.83	0.00	2.20	2.20			
02/01/24	02/15/24	FHLMC SERIES 3842 PH DTD 04/01/2011 4.000% 04/01/2041	3137A9OP4	69,402.24	0.00	231.34	231.34			
02/01/24	02/15/24	GINNIE MAE I POOL 668892 DTD 06/01/2007 7.500% 06/01/2037	36295FC51	75,511.17	0.00	471.94	471.94			
02/01/24	02/15/24	GINNIE MAE I POOL 677536 DTD 11/01/2007 6.500% 11/01/2037	36295OV56	4,298.11	0.00	23.28	23.28			
02/01/24	02/15/24	GINNIE MAE I POOL 662584 DTD 09/01/2007 6.500% 09/01/2037	36294XCV6	12,072.92	0.00	65.39	65.39			
02/01/24	02/20/24	GINNIE MAE II POOL 4262 DTD 10/01/2008 7.000% 10/01/2038	36202EWX3	5,294.24	0.00	30.88	30.88			
02/01/24	02/20/24	GINNIE MAE II POOL 4117 DTD 04/01/2008 7.000% 04/01/2038	36202ESE0	13,075.56	0.00	76.27	76.27			
02/01/24	02/25/24	FANNIE MAE POOL FN 899273 DTD 11/01/2006 6.500% 11/01/2036	31410WCJ5	5,981.07	0.00	32.40	32.40			
02/01/24	02/25/24	FHLMC MULTIFAMILY STRUCTURED POOL DTD 11/01/2017 3.064% 08/01/2024	3137FBTA4	575,936.05	0.00	1,470.56	1,470.56			
02/01/24	02/25/24	FNA 2016-M12 A2 DTD 11/30/2016 2.444% 09/01/2026	3136AUKX8	362,843.49	0.00	738.99	738.99			

Managed Account Security Transactions & Interest

For the Month Ending **February 29, 2024**

CITY OF DORAL GENERAL FUND - [REDACTED]											
Transaction Type	Trade	Settle	Security Description	CUSIP	Par	Principal Proceeds	Accrued Interest	Total	Realized G/L Cost	Realized G/L Amort Cost	Sale Method
INTEREST											
	02/01/24	02/25/24	FANNIE MAE POOL FM4174 DTD 09/01/2020 3.000% 11/01/2032	3140X7T82	251,367.41	0.00	628.42	628.42			
	02/01/24	02/25/24	FN BM4614 DTD 10/01/2018 3.000% 03/01/2033	3140J9DU2	145,726.00	0.00	364.32	364.32			
	02/01/24	02/25/24	FHMS K057 A2 DTD 09/28/2016 2.570% 07/01/2026	3137BROJ7	355,000.00	0.00	760.29	760.29			
	02/01/24	02/25/24	FHMS K092 A1 DTD 05/31/2019 3.125% 10/01/2028	3137FLYU2	300,870.95	0.00	783.52	783.52			
	02/01/24	02/25/24	FHMS K052 A2 DTD 02/10/2016 3.151% 11/01/2025	3137BMTX4	690,000.00	0.00	1,811.83	1,811.83			
	02/01/24	02/25/24	FANNIE MAE POOL FN 885671 DTD 10/01/2006 6.500% 10/01/2036	31410C6G2	1,079.85	0.00	5.85	5.85			
	02/01/24	02/25/24	FANNIE MAE POOL FN 899203 DTD 11/01/2006 6.500% 10/01/2036	31410WAC2	11,714.52	0.00	63.45	63.45			
	02/01/24	02/25/24	FHMS K736 A2 DTD 09/01/2019 2.282% 07/01/2026	3137FNWX4	370,000.00	0.00	703.62	703.62			
	02/01/24	02/25/24	FN FM5616 DTD 01/01/2021 3.000% 12/01/2034	3140X9G25	184,768.62	0.00	461.92	461.92			
	02/02/24	02/02/24	BANK OF NOVA SCOTIA CORPORATE NOTES DTD 02/02/2023 4.750% 02/02/2026	06417XAN1	500,000.00	0.00	11,875.00	11,875.00			
	02/03/24	02/03/24	STATE STREET CORP NOTES (CALLABLE) DTD 08/03/2023 5.272% 08/03/2026	857477CD3	380,000.00	0.00	10,016.80	10,016.80			
	02/03/24	02/03/24	MERCEDES-BENZ FIN NA CORPORATE NOTES DTD 08/03/2023 5.200% 08/03/2026	58769JAK3	275,000.00	0.00	7,150.00	7,150.00			
	02/06/24	02/06/24	STATE STREET CORP (CALLABLE) CORPORATE N DTD 02/07/2022 1.746% 02/06/2026	857477BR3	155,000.00	0.00	1,353.15	1,353.15			
	02/11/24	02/11/24	BMW US CAPITAL LLC CORPORATE NOTES DTD 08/11/2023 5.300% 08/11/2025	05565ECC7	350,000.00	0.00	9,275.00	9,275.00			

Managed Account Security Transactions & Interest

For the Month Ending **February 29, 2024**

CITY OF DORAL GENERAL FUND - [REDACTED]

Transaction Type		Security Description	CUSIP	Par	Principal Proceeds	Accrued Interest	Total	Realized G/L Cost	Realized G/L Amort Cost	Sale Method
Trade	Settle									
INTEREST										
02/14/24	02/14/24	TOYOTA MOTOR CREDIT CORP CORPORATE NOTES DTD 08/14/2023 5.000% 08/14/2026	89236TKX2	275,000.00	0.00	6,875.00	6,875.00			
02/14/24	02/14/24	3M COMPANY (CALLABLE) CORP NOTES DTD 08/26/2019 2.000% 02/14/2025	88579YBH3	300,000.00	0.00	3,000.00	3,000.00			
02/15/24	02/15/24	US TREASURY NOTES DTD 02/15/2023 4.000% 02/15/2026	91282CGL9	2,200,000.00	0.00	44,000.00	44,000.00			
02/15/24	02/15/24	HAROT 2022-1 A3 DTD 02/23/2022 1.880% 05/15/2026	43815BAC4	297,263.02	0.00	465.71	465.71			
02/15/24	02/15/24	COPAR 2022-2 A3 DTD 08/10/2022 3.660% 05/17/2027	14043GAD6	205,000.00	0.00	625.25	625.25			
02/15/24	02/15/24	CHAIT 2022-A1 A DTD 09/16/2022 3.970% 09/15/2027	161571HS6	200,000.00	0.00	661.67	661.67			
02/15/24	02/15/24	TAOT 2022-C A3 DTD 08/16/2022 3.760% 04/15/2027	89231CAD9	140,000.00	0.00	438.67	438.67			
02/15/24	02/15/24	FORDO 2022-A A3 DTD 01/24/2022 1.290% 06/15/2026	345286AC2	122,088.38	0.00	131.25	131.25			
02/15/24	02/15/24	JDOT 2023-B A3 DTD 06/28/2023 5.180% 03/15/2028	477920AC6	155,000.00	0.00	669.08	669.08			
02/15/24	02/15/24	COMET 2022-A2 A DTD 06/14/2022 3.490% 05/15/2027	14041NGA3	475,000.00	0.00	1,381.46	1,381.46			
02/15/24	02/15/24	CARMX 2022-2 A3 DTD 04/28/2022 3.490% 02/16/2027	14317HAC5	251,803.96	0.00	732.33	732.33			
02/15/24	02/15/24	BACCT 2022-A1 A1 DTD 06/16/2022 3.530% 11/15/2027	05522RDE5	165,000.00	0.00	485.38	485.38			
02/15/24	02/15/24	COPAR 2022-1 A3 DTD 05/04/2022 3.170% 04/15/2027	14043QAC6	205,000.00	0.00	541.54	541.54			
02/15/24	02/15/24	COMET 2021-A3 A3 DTD 11/30/2021 1.040% 11/15/2026	14041NFY2	360,000.00	0.00	312.00	312.00			
02/15/24	02/15/24	DCENT 2022-A3 A3 DTD 08/09/2022 3.560% 07/15/2027	254683CW3	420,000.00	0.00	1,246.00	1,246.00			
02/15/24	02/15/24	KCOT 2021-2A A3 DTD 07/28/2021 0.560% 11/17/2025	50117XAE2	109,750.05	0.00	51.22	51.22			

Managed Account Security Transactions & Interest

For the Month Ending **February 29, 2024**

CITY OF DORAL GENERAL FUND - [REDACTED]

Transaction Type		Security Description	CUSIP	Par	Principal Proceeds	Accrued Interest	Total	Realized G/L Cost	Realized G/L Amort Cost	Sale Method
Trade	Settle									
INTEREST										
02/15/24	02/15/24	TAOT 2023-B A3 DTD 05/23/2023 4.710% 02/15/2028	891941AD8	240,000.00	0.00	942.00	942.00			
02/15/24	02/15/24	CARMX 2021-4 A3 DTD 09/22/2021 0.560% 09/15/2026	14317JAD9	104,956.90	0.00	48.98	48.98			
02/15/24	02/15/24	CARMX 2021-3 A3 DTD 07/28/2021 0.550% 06/15/2026	14317DAC4	222,581.32	0.00	102.02	102.02			
02/15/24	02/15/24	CNH 2024-A A3 DTD 01/24/2024 4.770% 06/15/2029	18978FAC0	150,000.00	0.00	417.38	417.38			
02/15/24	02/15/24	KCOT 2023-2A A3 DTD 07/26/2023 5.280% 01/18/2028	500945AC4	130,000.00	0.00	572.00	572.00			
02/15/24	02/15/24	FORDO 2023-A A3 DTD 03/31/2023 4.650% 02/15/2028	344928AD8	175,000.00	0.00	678.13	678.13			
02/15/24	02/15/24	JDOT 2022-A A3 DTD 03/16/2022 2.320% 09/16/2026	47787JAC2	205,622.18	0.00	397.54	397.54			
02/15/24	02/15/24	HDMOT 2022-A A3 DTD 04/20/2022 3.060% 02/15/2027	41284YAD8	223,496.77	0.00	569.92	569.92			
02/15/24	02/15/24	COMET 2022-A1 A1 DTD 03/30/2022 2.800% 03/15/2027	14041NFZ9	520,000.00	0.00	1,213.33	1,213.33			
02/15/24	02/15/24	BAAT 2023-2A A3 DTD 11/21/2023 5.740% 06/15/2028	06054YAC1	395,000.00	0.00	1,889.42	1,889.42			
02/15/24	02/15/24	CNH 2021-C A3 DTD 10/27/2021 0.810% 12/15/2026	12598LAC0	121,754.28	0.00	82.18	82.18			
02/15/24	02/15/24	HART 2023-B A3 DTD 07/19/2023 5.480% 04/17/2028	44933XAD9	150,000.00	0.00	685.00	685.00			
02/15/24	02/15/24	TAOT 2024-A A3 DTD 01/30/2024 4.830% 10/16/2028	89238DAD0	150,000.00	0.00	301.88	301.88			
02/15/24	02/15/24	CARMX 2021-1 A3 DTD 01/27/2021 0.340% 12/15/2025	14316NAC3	137,145.51	0.00	38.86	38.86			
02/15/24	02/15/24	US TREASURY NOTES DTD 08/15/2022 3.125% 08/15/2025	91282CFE6	1,000,000.00	0.00	15,625.00	15,625.00			
02/15/24	02/15/24	KCOT 2022-1A A3 DTD 03/23/2022 2.670% 10/15/2026	50117EAC8	270,000.00	0.00	600.75	600.75			
02/15/24	02/15/24	AMXCA 2022-2 A DTD 05/24/2022 3.390% 05/17/2027	02582JJT8	515,000.00	0.00	1,454.88	1,454.88			

Managed Account Security Transactions & Interest

For the Month Ending **February 29, 2024**

CITY OF DORAL GENERAL FUND - [REDACTED]

Transaction Type		Security Description	CUSIP	Par	Principal Proceeds	Accrued Interest	Total	Realized G/L Cost	Realized G/L Amort Cost	Sale Method
Trade	Settle									
INTEREST										
02/15/24	02/15/24	CNH 2023-A A3 DTD 04/25/2023 4.810% 08/15/2028	12664QAC8	165,000.00	0.00	661.38	661.38			
02/15/24	02/15/24	ALLYA 2022-1 A3 DTD 05/18/2022 3.310% 11/15/2026	02008JAC0	386,631.59	0.00	1,066.46	1,066.46			
02/15/24	02/15/24	CNH 2022-A A3 DTD 03/31/2022 2.940% 07/15/2027	12660DAC1	190,000.00	0.00	465.50	465.50			
02/15/24	02/15/24	DTRT 2022-1 A3 DTD 10/19/2022 5.230% 02/17/2026	233869AC0	290,000.00	0.00	1,263.92	1,263.92			
02/15/24	02/15/24	KCOT 2023-1A A3 DTD 03/31/2023 5.020% 06/15/2027	50117KAC4	175,000.00	0.00	732.08	732.08			
02/15/24	02/15/24	HART 2022-A A3 DTD 03/16/2022 2.220% 10/15/2026	448977AD0	351,464.64	0.00	650.21	650.21			
02/15/24	02/15/24	BAAT 2023-1A A3 DTD 07/31/2023 5.530% 02/15/2028	06428AAC2	265,000.00	0.00	1,221.21	1,221.21			
02/15/24	02/15/24	MBART 2022-1 A3 DTD 11/22/2022 5.210% 08/16/2027	58768PAC8	575,000.00	0.00	2,496.46	2,496.46			
02/15/24	02/15/24	TAOT 2023-A A3 DTD 01/30/2023 4.630% 09/15/2027	891940AC2	215,000.00	0.00	829.54	829.54			
02/15/24	02/15/24	CHAIT 2023-A1 A DTD 09/15/2023 5.160% 09/15/2028	161571HT4	405,000.00	0.00	1,741.50	1,741.50			
02/15/24	02/15/24	DCENT 2022-A2 A DTD 05/26/2022 3.320% 05/17/2027	254683CS2	480,000.00	0.00	1,328.00	1,328.00			
02/15/24	02/15/24	HAROT 2023-2 A3 DTD 05/30/2023 4.930% 11/15/2027	437927AC0	225,000.00	0.00	924.38	924.38			
02/15/24	02/15/24	FITAT 2023-1 A3 DTD 08/23/2023 5.530% 08/15/2028	31680EAD3	475,000.00	0.00	2,188.96	2,188.96			
02/15/24	02/15/24	JDOT 2023-A A3 DTD 03/02/2023 5.010% 11/15/2027	47800CAC0	140,000.00	0.00	584.50	584.50			
02/15/24	02/15/24	US TREASURY NOTES DTD 08/15/2023 4.375% 08/15/2026	91282CHU8	1,225,000.00	0.00	26,796.88	26,796.88			
02/15/24	02/15/24	CARMX 2022-4 A3 DTD 10/31/2022 5.340% 08/16/2027	14318UAD3	550,000.00	0.00	2,447.50	2,447.50			
02/15/24	02/15/24	JDOT 2022-C A3 DTD 10/19/2022 5.090% 06/15/2027	47800BAC2	400,000.00	0.00	1,696.67	1,696.67			

Managed Account Security Transactions & Interest

For the Month Ending **February 29, 2024**

CITY OF DORAL GENERAL FUND - [REDACTED]

Transaction Type		Security Description	CUSIP	Par	Principal Proceeds	Accrued Interest	Total	Realized G/L Cost	Realized G/L Amort Cost	Sale Method
Trade	Settle									
INTEREST										
02/16/24	02/16/24	GMCAR 2022-1 A3 DTD 01/19/2022 1.260% 11/16/2026	380146AC4	117,655.92	0.00	123.54	123.54			
02/16/24	02/16/24	GMCAR 2024-1 A3 DTD 01/17/2024 4.850% 12/18/2028	36268GAD7	65,000.00	0.00	253.95	253.95			
02/16/24	02/16/24	GMCAR 2022-2 A3 DTD 04/13/2022 3.100% 02/16/2027	362585AC5	170,000.00	0.00	439.17	439.17			
02/16/24	02/16/24	GMCAR 2023-2 A3 DTD 04/12/2023 4.470% 02/16/2028	362583AD8	185,000.00	0.00	689.13	689.13			
02/18/24	02/18/24	TOYOTA MOTOR CREDIT CORP CORPORATE NOTES DTD 08/18/2022 3.650% 08/18/2025	89236TKF1	225,000.00	0.00	4,106.25	4,106.25			
02/18/24	02/18/24	HAROT 2021-3 A3 DTD 08/25/2021 0.410% 11/18/2025	43815EAC8	135,927.03	0.00	46.44	46.44			
02/20/24	02/20/24	VWALT 2022-A A3 DTD 06/14/2022 3.440% 07/21/2025	92868AAC9	95,797.00	0.00	274.62	274.62			
02/20/24	02/20/24	VALET 2021-1 A3 DTD 12/13/2021 1.020% 06/22/2026	92868KAC7	157,094.65	0.00	133.53	133.53			
02/21/24	02/21/24	HAROT 2021-4 A3 DTD 11/24/2021 0.880% 01/21/2026	43815GAC3	125,694.85	0.00	92.18	92.18			
02/22/24	02/22/24	PFAST 2023-1A A3 DTD 05/24/2023 4.810% 09/22/2028	73328OAC8	205,000.00	0.00	821.71	821.71			
02/25/24	02/25/24	BMWOT 2022-A A3 DTD 05/18/2022 3.210% 08/25/2026	05602RAD3	173,753.81	0.00	464.79	464.79			
02/25/24	02/25/24	BMWOT 2023-A A3 DTD 07/18/2023 5.470% 02/25/2028	05592XAD2	120,000.00	0.00	547.00	547.00			
02/26/24	02/26/24	MASSMUTUAL GLOBAL FUNDIN NOTES DTD 08/26/2022 4.150% 08/26/2025	57629WDK3	260,000.00	0.00	5,395.00	5,395.00			
02/28/24	02/28/24	PACIFIC LIFE GF II NOTES DTD 08/30/2023 5.500% 08/28/2026	6944PL2W8	90,000.00	0.00	2,447.50	2,447.50			
02/28/24	02/28/24	PRICOA GLOBAL FUNDING 1 NOTES DTD 08/31/2022 4.200% 08/28/2025	74153WCR8	155,000.00	0.00	3,255.00	3,255.00			
Transaction Type Sub-Total				25,259,452.33	0.00	205,802.70	205,802.70			

MATURITY

Managed Account Security Transactions & Interest

For the Month Ending **February 29, 2024**

CITY OF DORAL GENERAL FUND - [REDACTED]

Transaction Type		Security Description	CUSIP	Par	Principal Proceeds	Accrued Interest	Total	Realized G/L Cost	Realized G/L Amort Cost	Sale Method
Trade	Settle									
MATURITY										
02/04/24	02/04/24	BANK OF AMERICA CORP CORP NOTES (CALLED, DTD 02/04/2022 1.843% 02/04/2024	06051GKG3	235,000.00	235,000.00	2,165.53	237,165.53	0.00	0.00	

Transaction Type Sub-Total				235,000.00	235,000.00	2,165.53	237,165.53	0.00	0.00	
-----------------------------------	--	--	--	-------------------	-------------------	-----------------	-------------------	-------------	-------------	--

PAYDOWNS										
02/01/24	02/01/24	FANNIE MAE POOL FN 956412 DTD 11/01/2007 6.500% 11/01/2037	31413VAM9	27.25	27.25	0.00	27.25	0.00	0.00	
02/01/24	02/01/24	Government National Mortgage Association DTD 01/30/2020 2.250% 12/01/2069	38380LV67	4,979.31	4,979.31	0.00	4,979.31	(21.59)	0.00	
02/01/24	02/01/24	Government National Mortgage Association DTD 07/30/2019 2.500% 01/01/2069	38380LXE8	17,291.06	17,291.06	0.00	17,291.06	(91.18)	0.00	
02/01/24	02/01/24	Government National Mortgage Association DTD 09/30/2014 3.000% 09/01/2064	38375UPV6	29,708.80	29,708.80	0.00	29,708.80	(1,832.69)	0.00	
02/01/24	02/01/24	Government National Mortgage Association DTD 09/26/2008 6.000% 09/01/2038	38375YEK4	73.13	73.13	0.00	73.13	0.00	0.00	
02/01/24	02/01/24	FANNIE MAE POOL FN 946318 DTD 08/01/2007 6.500% 09/01/2037	31413HYP7	2.16	2.16	0.00	2.16	0.00	0.00	
02/01/24	02/15/24	GINNIE MAE I POOL 677536 DTD 11/01/2007 6.500% 11/01/2037	36295QV56	16.99	16.99	0.00	16.99	0.00	0.00	
02/01/24	02/15/24	GINNIE MAE I POOL 662584 DTD 09/01/2007 6.500% 09/01/2037	36294XCV6	57.08	57.08	0.00	57.08	0.00	0.00	
02/01/24	02/15/24	FHLMC SERIES 3842 PH DTD 04/01/2011 4.000% 04/01/2041	3137A9QP4	974.47	974.47	0.00	974.47	(70.88)	0.00	
02/01/24	02/15/24	GINNIE MAE I POOL 668892 DTD 06/01/2007 7.500% 06/01/2037	36295FC51	266.96	266.96	0.00	266.96	0.00	0.00	
02/01/24	02/20/24	GINNIE MAE II POOL 4117 DTD 04/01/2008 7.000% 04/01/2038	36202ESE0	124.16	124.16	0.00	124.16	0.00	0.00	
02/01/24	02/20/24	GINNIE MAE II POOL 4262 DTD 10/01/2008 7.000% 10/01/2038	36202EWX3	17.46	17.46	0.00	17.46	0.00	0.00	

Managed Account Security Transactions & Interest

For the Month Ending **February 29, 2024**

CITY OF DORAL GENERAL FUND - [REDACTED]											
Transaction Type	Trade	Settle	Security Description	CUSIP	Par	Principal Proceeds	Accrued Interest	Total	Realized G/L Cost	Realized G/L Amort Cost	Sale Method
PAYDOWNS											
	02/01/24	02/25/24	FN FM5616 DTD 01/01/2021 3.000% 12/01/2034	3140X9G25	1,885.82	1,885.82	0.00	1,885.82	(108.73)	0.00	
	02/01/24	02/25/24	FHLMC MULTIFAMILY STRUCTURED POOL DTD 11/01/2017 3.064% 08/01/2024	3137FBTA4	959.43	959.43	0.00	959.43	(1.27)	0.00	
	02/01/24	02/25/24	FANNIE MAE POOL FN 899203 DTD 11/01/2006 6.500% 10/01/2036	31410WAC2	50.41	50.41	0.00	50.41	0.00	0.00	
	02/01/24	02/25/24	FANNIE MAE POOL FM4174 DTD 09/01/2020 3.000% 11/01/2032	3140X7T82	8,059.38	8,059.38	0.00	8,059.38	(487.34)	0.00	
	02/01/24	02/25/24	FN BM4614 DTD 10/01/2018 3.000% 03/01/2033	3140J9DU2	2,869.22	2,869.22	0.00	2,869.22	(188.29)	0.00	
	02/01/24	02/25/24	FANNIE MAE POOL FN 885671 DTD 10/01/2006 6.500% 10/01/2036	31410C6G2	4.91	4.91	0.00	4.91	0.00	0.00	
	02/01/24	02/25/24	FANNIE MAE POOL FN 899273 DTD 11/01/2006 6.500% 11/01/2036	31410WCJ5	69.69	69.69	0.00	69.69	0.01	0.00	
	02/01/24	02/25/24	FNA 2016-M12 A2 DTD 11/30/2016 2.444% 09/01/2026	3136AUKX8	650.65	650.65	0.00	650.65	43.56	0.00	
	02/01/24	02/25/24	FHMS K092 A1 DTD 05/31/2019 3.125% 10/01/2028	3137FLYU2	2,047.57	2,047.57	0.00	2,047.57	120.85	0.00	
	02/15/24	02/15/24	HART 2022-A A3 DTD 03/16/2022 2.220% 10/15/2026	448977AD0	21,853.64	21,853.64	0.00	21,853.64	0.84	0.00	
	02/15/24	02/15/24	KCOT 2021-2A A3 DTD 07/28/2021 0.560% 11/17/2025	50117XAE2	9,912.80	9,912.80	0.00	9,912.80	0.37	0.00	
	02/15/24	02/15/24	HDMOT 2022-A A3 DTD 04/20/2022 3.060% 02/15/2027	41284YAD8	12,599.30	12,599.30	0.00	12,599.30	2.10	0.00	
	02/15/24	02/15/24	CARMX 2021-1 A3 DTD 01/27/2021 0.340% 12/15/2025	14316NAC3	19,328.97	19,328.97	0.00	19,328.97	3.82	0.00	
	02/15/24	02/15/24	CARMX 2022-2 A3 DTD 04/28/2022 3.490% 02/16/2027	14317HAC5	14,120.88	14,120.88	0.00	14,120.88	2.15	0.00	
	02/15/24	02/15/24	JDOT 2022-A A3 DTD 03/16/2022 2.320% 09/16/2026	47787JAC2	15,602.43	15,602.43	0.00	15,602.43	3.45	0.00	
	02/15/24	02/15/24	CNH 2022-A A3 DTD 03/31/2022 2.940% 07/15/2027	12660DAC1	3,973.54	3,973.54	0.00	3,973.54	0.29	0.00	

Managed Account Security Transactions & Interest

For the Month Ending **February 29, 2024**

CITY OF DORAL GENERAL FUND - [REDACTED]

Transaction Type		Security Description	CUSIP	Par	Principal Proceeds	Accrued Interest	Total	Realized G/L Cost	Realized G/L Amort Cost	Sale Method
Trade	Settle									
PAYDOWNS										
02/15/24	02/15/24	CNH 2021-C A3 DTD 10/27/2021 0.810% 12/15/2026	12598LAC0	7,141.25	7,141.25	0.00	7,141.25	0.83	0.00	
02/15/24	02/15/24	CARMX 2021-3 A3 DTD 07/28/2021 0.550% 06/15/2026	14317DAC4	16,607.28	16,607.28	0.00	16,607.28	2.73	0.00	
02/15/24	02/15/24	ALLYA 2022-1 A3 DTD 05/18/2022 3.310% 11/15/2026	02008JAC0	25,084.02	25,084.02	0.00	25,084.02	4.86	0.00	
02/15/24	02/15/24	FORDO 2022-A A3 DTD 01/24/2022 1.290% 06/15/2026	345286AC2	8,970.16	8,970.16	0.00	8,970.16	1.07	0.00	
02/15/24	02/15/24	HAROT 2022-1 A3 DTD 02/23/2022 1.880% 05/15/2026	43815BAC4	19,833.89	19,833.89	0.00	19,833.89	2.98	0.00	
02/15/24	02/15/24	CARMX 2021-4 A3 DTD 09/22/2021 0.560% 09/15/2026	14317JAD9	6,710.51	6,710.51	0.00	6,710.51	0.77	0.00	
02/16/24	02/16/24	GMCAR 2022-1 A3 DTD 01/19/2022 1.260% 11/16/2026	380146AC4	7,347.76	7,347.76	0.00	7,347.76	0.64	0.00	
02/16/24	02/16/24	GMCAR 2022-2 A3 DTD 04/13/2022 3.100% 02/16/2027	362585AC5	6,240.69	6,240.69	0.00	6,240.69	1.30	0.00	
02/18/24	02/18/24	HAROT 2021-3 A3 DTD 08/25/2021 0.410% 11/18/2025	43815EAC8	13,583.64	13,583.64	0.00	13,583.64	0.20	0.00	
02/20/24	02/20/24	VWALT 2022-A A3 DTD 06/14/2022 3.440% 07/21/2025	92868AAC9	12,873.69	12,873.69	0.00	12,873.69	1.03	0.00	
02/20/24	02/20/24	VALET 2021-1 A3 DTD 12/13/2021 1.020% 06/22/2026	92868KAC7	13,555.17	13,555.17	0.00	13,555.17	0.53	0.00	
02/21/24	02/21/24	HAROT 2021-4 A3 DTD 11/24/2021 0.880% 01/21/2026	43815GAC3	10,085.70	10,085.70	0.00	10,085.70	2.13	0.00	
02/25/24	02/25/24	BMWOT 2022-A A3 DTD 05/18/2022 3.210% 08/25/2026	05602RAD3	11,868.68	11,868.68	0.00	11,868.68	0.62	0.00	
Transaction Type Sub-Total				327,429.91	327,429.91	0.00	327,429.91	(2,604.84)	0.00	
SELL										
02/01/24	02/05/24	BMW US CAPITAL LLC CORP NOTES DTD 04/01/2022 3.250% 04/01/2025	05565EBZ7	195,000.00	191,661.60	2,182.92	193,844.52	(3,155.10)	(3,267.99)	FIFO
02/01/24	02/05/24	US TREASURY NOTES DTD 06/15/2022 2.875% 06/15/2025	91282CEU1	760,000.00	744,473.44	3,104.37	747,577.81	(15,645.31)	(15,581.35)	FIFO

Managed Account Security Transactions & Interest

For the Month Ending **February 29, 2024**

CITY OF DORAL GENERAL FUND - [REDACTED]

Transaction Type		Security Description	CUSIP	Par	Principal Proceeds	Accrued Interest	Total	Realized G/L Cost	Realized G/L Amort Cost	Sale Method
Trade	Settle									
SELL										
02/06/24	02/08/24	US TREASURY NOTES DTD 10/15/2023 4.625% 10/15/2026	91282CJC6	200,000.00	201,742.19	2,931.69	204,673.88	2,007.81	1,986.66	FIFO
02/07/24	02/09/24	US TREASURY NOTES DTD 10/15/2023 4.625% 10/15/2026	91282CJC6	320,000.00	322,962.50	4,731.15	327,693.65	3,387.50	3,353.27	FIFO
02/08/24	02/14/24	US TREASURY NOTES DTD 09/15/2023 4.625% 09/15/2026	91282CHY0	340,000.00	342,749.22	6,566.48	349,315.70	5,179.69	4,898.74	FIFO
02/14/24	02/20/24	US TREASURY NOTES DTD 08/15/2023 4.375% 08/15/2026	91282CHU8	155,000.00	154,624.61	93.15	154,717.76	1,101.95	878.07	FIFO
02/20/24	02/26/24	US TREASURY NOTES DTD 10/15/2023 4.625% 10/15/2026	91282CJC6	245,000.00	246,119.73	4,148.60	250,268.33	1,445.12	1,414.04	FIFO
02/21/24	02/26/24	US TREASURY NOTES DTD 10/15/2023 4.625% 10/15/2026	91282CJC6	250,000.00	250,878.91	4,233.27	255,112.18	1,210.94	1,179.23	FIFO
Transaction Type Sub-Total				2,465,000.00	2,455,212.20	27,991.63	2,483,203.83	(4,467.40)	(5,139.33)	
Managed Account Sub-Total					(966,986.53)	233,167.55	(733,818.98)	(7,072.24)	(5,139.33)	
Total Security Transactions					(966,986.53)	\$233,167.55	(733,818.98)	(7,072.24)	(5,139.33)	

Managed Account Summary Statement

For the Month Ending **February 29, 2024**

CITY OF DORAL STORM WATER PORTFOLIO - [REDACTED]

Transaction Summary - Managed Account

Opening Market Value	\$9,222,590.92
Maturities/Calls	(40,041.55)
Principal Dispositions	(460,703.20)
Principal Acquisitions	560,081.82
Unsettled Trades	0.00
Change in Current Value	(59,180.64)
Closing Market Value	\$9,222,747.35

Cash Transactions Summary - Managed Account

Maturities/Calls	0.00
Sale Proceeds	465,473.97
Coupon/Interest/Dividend Income	30,251.87
Principal Payments	40,041.55
Security Purchases	(630,695.44)
Net Cash Contribution	0.00
Reconciling Transactions	0.00

Earnings Reconciliation (Cash Basis) - Managed Account

Interest/Dividends/Coupons Received	35,022.64
Less Purchased Interest Related to Interest/Coupons	(634.62)
Plus Net Realized Gains/Losses	(3,969.53)
Total Cash Basis Earnings	\$30,418.49

Cash Balance

Closing Cash Balance **\$24,028.99**

Earnings Reconciliation (Accrual Basis)

	Total
Ending Amortized Value of Securities	9,320,292.44
Ending Accrued Interest	60,951.70
Plus Proceeds from Sales	465,473.97
Plus Proceeds of Maturities/Calls/Principal Payments	40,041.55
Plus Coupons/Dividends Received	30,251.87
Less Cost of New Purchases	(560,716.44)
Less Beginning Amortized Value of Securities	(9,264,650.77)
Less Beginning Accrued Interest	(65,615.07)
Total Accrual Basis Earnings	\$26,029.25

Portfolio Summary and Statistics

For the Month Ending **February 29, 2024**

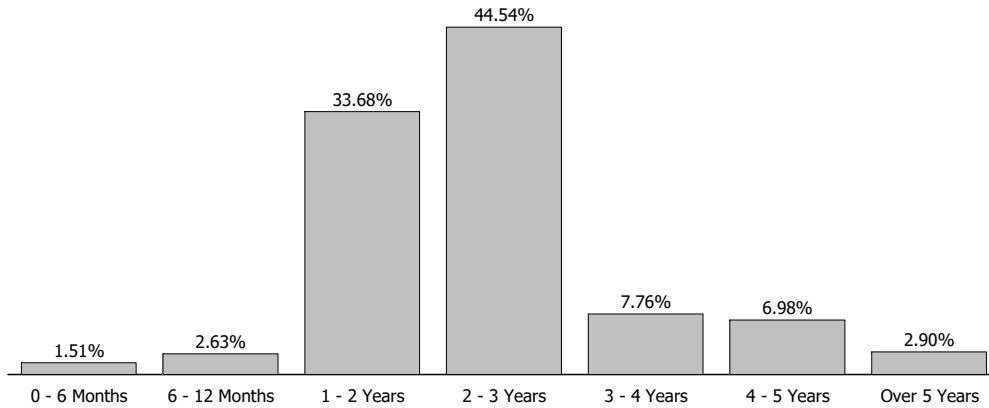
CITY OF DORAL STORM WATER PORTFOLIO - [REDACTED]

Account Summary

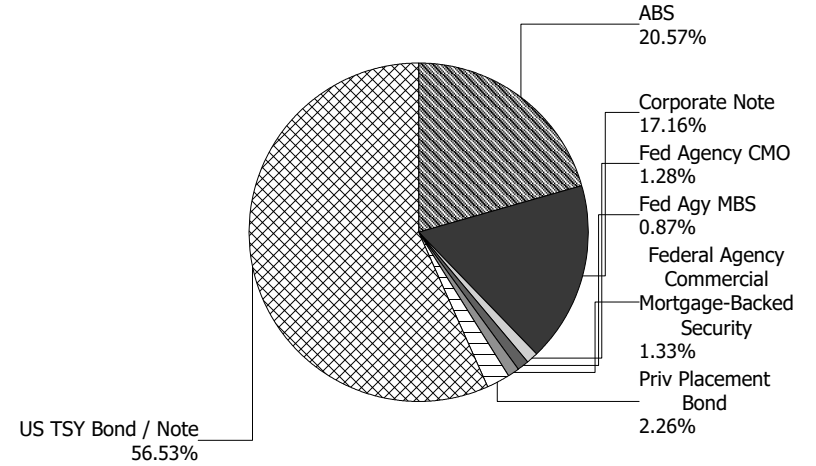
Description	Par Value	Market Value	Percent
U.S. Treasury Bond / Note	5,275,000.00	5,214,906.36	56.53
Federal Agency Mortgage-Backed Security	81,057.25	79,895.81	0.87
Federal Agency Commercial Mortgage-Backed Security	126,099.89	122,501.96	1.33
Federal Agency Collateralized Mortgage Obligation	121,731.12	118,090.93	1.28
Corporate Note	1,810,000.00	1,790,655.91	19.42
Asset-Backed Security	1,912,140.62	1,896,696.38	20.57
Managed Account Sub-Total	9,326,028.88	9,222,747.35	100.00%
Accrued Interest		60,951.70	
Total Portfolio	9,326,028.88	9,283,699.05	

Unsettled Trades **0.00** **0.00**

Maturity Distribution



Sector Allocation



Characteristics

Yield to Maturity at Cost	3.97%
Yield to Maturity at Market	4.64%
Weighted Average Days to Maturity	1070

Managed Account Issuer Summary

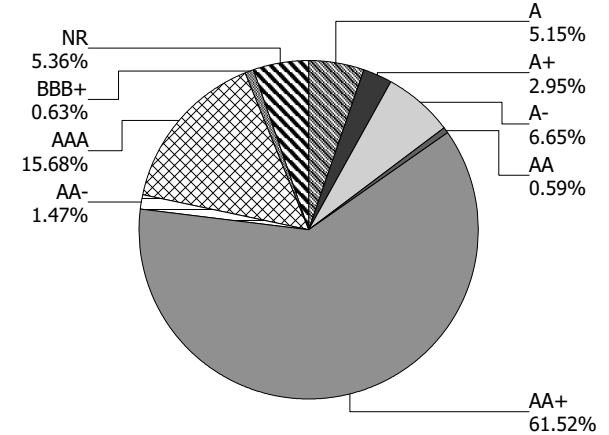
For the Month Ending **February 29, 2024**

CITY OF DORAL STORM WATER PORTFOLIO - [REDACTED]

Issuer Summary

Issuer	Market Value of Holdings	Percent
3M COMPANY	57,852.48	0.63
ALLY AUTO RECEIVABLES TRUST	146,113.77	1.58
AMERICAN HONDA FINANCE	30,237.09	0.33
ASTRAZENECA PLC	29,949.99	0.32
BANK OF AMERICA CO	257,124.08	2.79
BANK OF MONTREAL	50,521.15	0.55
BMW FINANCIAL SERVICES NA LLC	45,112.05	0.49
BMW VEHICLE OWNER TRUST	36,022.45	0.39
BRISTOL-MYERS SQUIBB CO	14,999.76	0.16
CANADIAN IMPERIAL BANK OF COMMERCE	35,585.20	0.39
CAPITAL ONE FINANCIAL CORP	224,500.15	2.43
CARMAX AUTO OWNER TRUST	160,699.04	1.74
CATERPILLAR INC	64,814.49	0.70
CHASE ISSURANCE	100,437.70	1.09
CINTAS CORPORATION NO. 2	19,578.34	0.21
CISCO SYSTEMS INC	44,994.56	0.49
CNH EQUIPMENT TRUST	60,102.26	0.65
COLGATE-PALMOLIVE COMPANY	15,014.61	0.16
Daimler Trucks Retail Trust	39,822.35	0.43
DEERE & COMPANY	14,640.44	0.16
DISCOVER FINANCIAL SERVICES	112,435.48	1.22
ELI LILLY & CO	44,746.43	0.49
FANNIE MAE	56,781.68	0.62
FIFTH THIRD AUTO TRUST	70,115.41	0.76
FORD CREDIT AUTO OWNER TRUST	40,518.17	0.44
FREDDIE MAC	130,310.29	1.41
GM FINANCIAL CONSUMER AUTOMOBILE TRUST	67,877.99	0.74
GOVERNMENT NATIONAL MORTGAGE ASSOCIATION	133,396.73	1.45
HARLEY-DAVIDSON MOTORCYCLE TRUST	26,383.57	0.29
HOME DEPOT INC	24,790.12	0.27
HONDA AUTO RECEIVABLES	168,446.77	1.83
HYUNDAI AUTO RECEIVABLES	92,227.14	1.00

Credit Quality (S&P Ratings)



Managed Account Issuer Summary

For the Month Ending **February 29, 2024**

CITY OF DORAL STORM WATER PORTFOLIO - [REDACTED]

Issuer	Market Value of Holdings	Percent
JOHN DEERE OWNER TRUST	74,799.10	0.81
JP MORGAN CHASE & CO	137,761.68	1.49
LINDE PLC	64,693.40	0.70
LOCKHEED MARTIN CORP	14,969.03	0.16
MERCEDES-BENZ AUTO RECEIVABLES	105,493.97	1.14
MICROSOFT CORP	43,748.10	0.47
MORGAN STANLEY	39,303.04	0.43
NATIONAL RURAL UTILITIES CO FINANCE CORP	69,624.38	0.75
NEW YORK LIFE INSURANCE COMPANY	138,853.03	1.51
NISSAN AUTO RECEIVABLES	20,301.60	0.22
PACCAR FINANCIAL CORP	43,668.09	0.47
PACIFIC LIFE	15,110.91	0.16
PEPSICO INC	20,137.06	0.22
PNC FINANCIAL SERVICES GROUP	19,969.92	0.22
PRINCIPAL FINANCIAL GROUP INC	54,462.01	0.59
STATE STREET CORPORATION	119,038.89	1.29
TARGET CORP	38,747.56	0.42
TEXAS INSTRUMENTS INC	44,855.42	0.49
THE BANK OF NEW YORK MELLON CORPORATION	58,199.16	0.63
TOYOTA MOTOR CORP	158,851.77	1.72
TRUIST FIN CORP	64,153.18	0.70
UNITED STATES TREASURY	5,214,906.36	56.54
USAA AUTO OWNER TRUST	80,625.71	0.87
WAL-MART STORES INC	54,147.05	0.59
WESTPAC BANKING CORP	60,465.42	0.66
WORLD OMNI AUTO REC TRUST	49,709.77	0.54
Total	\$9,222,747.35	100.00%

Managed Account Detail of Securities Held

For the Month Ending **February 29, 2024**

CITY OF DORAL STORM WATER PORTFOLIO - [REDACTED]

Security Type/Description	Dated Date/Coupon/Maturity	CUSIP	Par	S&P Rating	Moody's Rating	Trade Date	Settle Date	Original Cost	YTM at Cost	Accrued Interest	Amortized Cost	Market Value
U.S. Treasury Bond / Note												
US TREASURY NOTES DTD 06/15/2022 2.875% 06/15/2025		91282CEU1	280,000.00	AA+	Aaa	07/01/22	07/06/22	280,043.75	2.87	1,693.58	280,019.17	272,912.50
US TREASURY NOTES DTD 07/15/2022 3.000% 07/15/2025		91282CEY3	550,000.00	AA+	Aaa	08/03/22	08/05/22	548,904.30	3.07	2,085.16	549,489.35	536,507.84
US TREASURY NOTES DTD 08/15/2022 3.125% 08/15/2025		91282CFE6	250,000.00	AA+	Aaa	09/01/22	09/06/22	247,080.08	3.55	321.94	248,553.63	244,062.50
US TREASURY NOTES DTD 10/15/2022 4.250% 10/15/2025		91282CFP1	130,000.00	AA+	Aaa	11/02/22	11/04/22	129,146.88	4.49	2,083.20	129,529.83	128,943.75
US TREASURY NOTES DTD 11/15/2022 4.500% 11/15/2025		91282CFW6	300,000.00	AA+	Aaa	12/05/22	12/07/22	303,082.03	4.12	3,968.41	301,790.68	298,828.14
US TREASURY NOTES DTD 12/15/2022 4.000% 12/15/2025		91282CGA3	230,000.00	AA+	Aaa	01/05/23	01/06/23	228,832.03	4.18	1,935.52	229,288.78	227,196.88
US TREASURY NOTES DTD 01/15/2023 3.875% 01/15/2026		91282CGE5	280,000.00	AA+	Aaa	01/30/23	02/01/23	279,310.94	3.96	1,371.15	279,562.55	276,018.74
US TREASURY NOTES DTD 02/15/2023 4.000% 02/15/2026		91282CGL9	65,000.00	AA+	Aaa	04/18/23	04/20/23	65,038.09	3.98	107.14	65,026.43	64,217.97
US TREASURY NOTES DTD 02/15/2023 4.000% 02/15/2026		91282CGL9	270,000.00	AA+	Aaa	03/02/23	03/06/23	265,338.28	4.63	445.06	266,900.84	266,751.58
US TREASURY NOTES DTD 04/15/2023 3.750% 04/15/2026		91282CGV7	395,000.00	AA+	Aaa	05/01/23	05/03/23	394,074.22	3.83	5,585.04	394,334.43	388,334.38
US TREASURY NOTES DTD 05/15/2023 3.625% 05/15/2026		91282CHB0	395,000.00	AA+	Aaa	06/01/23	06/05/23	390,972.85	4.00	4,209.08	391,984.32	387,223.44
US TREASURY NOTES DTD 06/15/2023 4.125% 06/15/2026		91282CHH7	210,000.00	AA+	Aaa	06/28/23	06/29/23	208,548.05	4.38	1,822.44	208,878.16	208,031.25
US TREASURY NOTES DTD 07/15/2023 4.500% 07/15/2026		91282CHM6	375,000.00	AA+	Aaa	08/01/23	08/03/23	374,296.88	4.57	2,132.55	374,434.63	374,707.05
US TREASURY NOTES DTD 08/15/2023 4.375% 08/15/2026		91282CHU8	350,000.00	AA+	Aaa	09/06/23	09/11/23	346,664.06	4.73	631.01	347,200.81	348,851.58

Managed Account Detail of Securities Held

For the Month Ending February 29, 2024

CITY OF DORAL STORM WATER PORTFOLIO - [REDACTED]

Security Type/Description Dated Date/Coupon/Maturity	CUSIP	Par	S&P Rating	Moody's Rating	Trade Date	Settle Date	Original Cost	YTM at Cost	Accrued Interest	Amortized Cost	Market Value
U.S. Treasury Bond / Note											
US TREASURY NOTES DTD 10/15/2023 4.625% 10/15/2026	91282CJC6	100,000.00	AA+	Aaa	11/07/23	11/09/23	99,867.19	4.67	1,743.85	99,880.34	100,328.12
US TREASURY N/B NOTES DTD 11/15/2023 4.625% 11/15/2026	91282CJK8	325,000.00	AA+	Aaa	12/07/23	12/11/23	327,678.71	4.32	4,418.53	327,486.74	326,218.75
US TREASURY N/B NOTES DTD 12/15/2023 4.375% 12/15/2026	91282CJP7	495,000.00	AA+	Aaa	01/02/24	01/04/24	498,809.18	4.10	4,556.10	498,618.95	493,994.56
US TREASURY N/B NOTES DTD 01/15/2024 4.000% 01/15/2027	91282CJT9	275,000.00	AA+	Aaa	02/01/24	02/05/24	275,268.55	3.96	1,390.11	275,262.63	271,777.33
Security Type Sub-Total		5,275,000.00					5,262,956.07	4.01	40,499.87	5,268,242.27	5,214,906.36
Federal Agency Mortgage-Backed Security											
FANNIE MAE POOL FM4174 DTD 09/01/2020 3.000% 11/01/2032	3140X7T82	39,537.53	AA+	Aaa	09/08/20	09/18/20	41,928.32	2.42	98.84	41,247.86	38,260.16
FN BM4614 DTD 10/01/2018 3.000% 03/01/2033	3140J9DU2	19,548.82	AA+	Aaa	08/03/21	08/17/21	20,831.71	2.35	48.87	20,549.50	18,521.52
GINNIE MAE I POOL 646043 DTD 10/01/2007 6.500% 10/01/2037	36292DWC2	21,970.90	AA+	Aaa	01/29/16	01/29/16	21,970.90	6.50	119.01	21,970.90	23,114.13
Security Type Sub-Total		81,057.25					84,730.93	3.59	266.72	83,768.26	79,895.81
Federal Agency Commercial Mortgage-Backed Security											
FHLMC MULTIFAMILY STRUCTURED POOL DTD 11/01/2017 3.064% 08/01/2024	3137FBTA4	76,099.89	AA+	Aaa	05/25/22	05/31/22	76,200.94	3.00	194.31	76,119.39	75,208.31
FHMS K736 A2 DTD 09/01/2019 2.282% 07/01/2026	3137FNWX4	50,000.00	AA+	Aaa	10/05/23	10/11/23	46,392.58	5.13	95.08	46,907.93	47,293.65
Security Type Sub-Total		126,099.89					122,593.52	3.82	289.39	123,027.32	122,501.96
Federal Agency Collateralized Mortgage Obligation											
FHLMC SERIES 3842 PH DTD 04/01/2011 4.000% 04/01/2041	3137A9OP4	8,050.35	AA+	Aaa	05/05/15	05/05/15	8,635.90	3.57	26.83	8,436.47	7,808.33

Managed Account Detail of Securities Held

For the Month Ending **February 29, 2024**

CITY OF DORAL STORM WATER PORTFOLIO - [REDACTED]											
Security Type/Description			S&P	Moody's	Trade	Settle	Original	YTM	Accrued	Amortized	Market
Dated Date/Coupon/Maturity	CUSIP	Par	Rating	Rating	Date	Date	Cost	at Cost	Interest	Cost	Value
Federal Agency Collateralized Mortgage Obligation											
Government National Mortgage Association DTD 09/30/2014 3.000% 09/01/2064	38375UPV6	29,497.50	AA+	Aaa	02/01/21	02/04/21	31,317.16	2.76	73.74	31,188.99	28,901.52
Government National Mortgage Association DTD 07/30/2019 2.500% 01/01/2069	38380LXE8	40,372.06	AA+	Aaa	07/12/19	07/30/19	40,584.96	2.48	84.11	40,565.19	39,193.06
Government National Mortgage Association DTD 01/30/2020 2.250% 12/01/2069	38380LV67	43,811.21	AA+	Aaa	01/13/20	01/30/20	44,001.16	2.24	82.15	43,985.59	42,188.02
Security Type Sub-Total		121,731.12					124,539.18	2.53	266.83	124,176.24	118,090.93
Corporate Note											
BB&T CORPORATION CORP BONDS DTD 07/29/2019 2.500% 08/01/2024	05531FBH5	65,000.00	A-	A3	06/17/21	06/21/21	68,607.50	0.69	135.42	65,397.93	64,153.18
BANK OF NY MELLON CORP (CALLABLE) CORPOR DTD 10/25/2021 0.850% 10/25/2024	06406RAX5	60,000.00	A	A1	10/20/21	10/25/21	59,961.00	0.87	178.50	59,991.53	58,199.16
NEW YORK LIFE GLOBAL FDG NOTES DTD 10/29/2021 0.900% 10/29/2024	64952WEJ8	65,000.00	AA+	Aaa	10/26/21	10/29/21	64,915.50	0.94	198.25	64,981.34	63,131.45
PACCAR FINANCIAL CORP CORPORATE NOTES DTD 11/08/2021 0.900% 11/08/2024	69371RR57	45,000.00	A+	A1	11/02/21	11/08/21	44,997.30	0.90	127.13	44,999.38	43,668.09
PRINCIPAL LFE GLB FND II NOTES DTD 01/11/2022 1.375% 01/10/2025	74256LET2	20,000.00	A+	A1	01/04/22	01/11/22	19,935.20	1.49	38.96	19,981.36	19,351.86
3M COMPANY (CALLABLE) CORP NOTES DTD 08/26/2019 2.000% 02/14/2025	88579YBH3	60,000.00	BBB+	A3	09/22/21	09/24/21	62,378.40	0.81	56.67	60,628.07	57,852.48
JOHN DEERE CAPITAL CORP CORPORATE NOTES DTD 03/07/2022 2.125% 03/07/2025	24422EWB1	5,000.00	A	A1	03/02/22	03/07/22	4,997.85	2.14	51.35	4,999.27	4,848.92
HOME DEPOT INC (CALLABLE) CORPORATE NOTE DTD 03/28/2022 2.700% 04/15/2025	437076CM2	5,000.00	A	A2	03/24/22	03/28/22	4,991.25	2.76	51.00	4,996.78	4,864.70

Managed Account Detail of Securities Held

For the Month Ending **February 29, 2024**

CITY OF DORAL STORM WATER PORTFOLIO - [REDACTED]

Security Type/Description	S&P	Moody's	Trade	Settle	Original	YTM	Accrued	Amortized	Market		
Dated Date/Coupon/Maturity	Par	Rating	Rating	Date	Cost	at Cost	Interest	Cost	Value		
CUSIP											
Corporate Note											
TARGET CORP (CALLABLE) CORPORATE NOTES DTD 03/31/2020 2.250% 04/15/2025	87612EBL9	40,000.00	A	A2	03/09/22	03/11/22	40,006.80	2.24	340.00	40,002.34	38,747.56
CINTAS CORPORATION NO. 2 CORP NOTE (CALL DTD 05/03/2022 3.450% 05/01/2025	17252MAP5	20,000.00	A-	A3	04/26/22	05/03/22	19,995.60	3.46	230.00	19,998.29	19,578.34
JOHN DEERE CAPITAL CORP CORPORATE NOTES DTD 06/06/2022 3.400% 06/06/2025	24422EWF2	10,000.00	A	A1	06/01/22	06/06/22	9,997.70	3.41	80.28	9,999.03	9,791.52
MORGAN STANLEY CORP NOTES DTD 07/23/2015 4.000% 07/23/2025	6174468C6	40,000.00	A-	A1	05/19/22	05/23/22	40,186.40	3.84	168.89	40,082.00	39,303.04
BMW US CAPITAL LLC CORPORATE NOTES DTD 08/11/2023 5.300% 08/11/2025	05565ECC7	45,000.00	A	A2	08/08/23	08/11/23	44,997.30	5.30	132.50	44,998.05	45,112.05
TOYOTA MOTOR CREDIT CORP CORPORATE NOTES DTD 08/18/2022 3.650% 08/18/2025	89236TKF1	30,000.00	A+	A1	08/15/22	08/18/22	29,973.00	3.68	39.54	29,986.82	29,402.76
WALMART INC CORPORATE NOTES DTD 09/09/2022 3.900% 09/09/2025	931142EW9	35,000.00	AA	Aa2	09/06/22	09/09/22	34,975.50	3.93	652.17	34,987.55	34,462.05
HOME DEPOT INC NOTES (CALLABLE) DTD 09/19/2022 4.000% 09/15/2025	437076CR1	5,000.00	A	A2	09/12/22	09/19/22	4,998.20	4.01	92.22	4,999.07	4,919.57
BANK OF MONTREAL CORPORATE NOTES DTD 09/25/2023 5.920% 09/25/2025	06368LWT9	50,000.00	A-	A2	09/18/23	09/25/23	50,000.00	5.92	1,282.67	50,000.00	50,521.15
BANK OF AMERICA CORP NOTES (CALLABLE) DTD 09/25/2020 0.981% 09/25/2025	06051GJG5	135,000.00	A-	A1	09/22/20	09/25/20	135,000.00	0.98	573.89	135,000.00	131,489.19
LOCKHEED MARTIN CORP NOTES (CALLABLE) DTD 10/24/2022 4.950% 10/15/2025	539830BU2	15,000.00	A-	A2	10/19/22	10/24/22	14,957.25	5.05	280.50	14,976.68	14,969.03

Managed Account Detail of Securities Held

For the Month Ending **February 29, 2024**

CITY OF DORAL STORM WATER PORTFOLIO - [REDACTED]

Security Type/Description	S&P	Moody's	Trade	Settle	Original	YTM	Accrued	Amortized	Market		
Dated Date/Coupon/Maturity	Par	Rating	Rating	Date	Date	at Cost	Interest	Cost	Value		
CUSIP											
Corporate Note											
PNC FINANCIAL SERVICES CORP NOTE (CALLAB DTD 10/28/2022 5.671% 10/28/2025	693475BH7	20,000.00	A-	A3	10/25/22	10/28/22	20,000.00	5.67	387.52	20,000.00	19,969.92
MICROSOFT CORP NOTES (CALLABLE) DTD 11/03/2015 3.125% 11/03/2025	594918BJ2	45,000.00	AAA	Aaa	01/23/23	01/25/23	43,596.90	4.33	460.94	44,152.32	43,748.10
WESTPAC BANKING CORP CORPORATE NOTES DTD 11/17/2023 5.512% 11/17/2025	961214FL2	60,000.00	AA-	Aa3	11/08/23	11/17/23	60,000.00	5.51	955.41	60,000.00	60,465.42
LINDE INC/CT CORPORATE NOTES (CALLABLE) DTD 12/05/2022 4.700% 12/05/2025	53522KAB9	65,000.00	A	A2	11/28/22	12/05/22	64,929.80	4.74	729.81	64,958.75	64,693.40
CATERPILLAR FINL SERVICE CORPORATE NOTES DTD 01/06/2023 4.800% 01/06/2026	14913R3B1	65,000.00	A	A2	01/03/23	01/06/23	64,983.75	4.81	476.67	64,989.98	64,814.49
STATE STREET CORP (CALLABLE) CORPORATE N DTD 02/07/2022 1.746% 02/06/2026	857477BR3	20,000.00	A	A1	02/02/22	02/07/22	20,000.00	1.75	24.25	20,000.00	19,280.00
COLGATE-PALMOLIVE CO CORPORATE NOTES DTD 03/01/2023 4.800% 03/02/2026	194162AO6	15,000.00	AA-	Aa3	02/27/23	03/01/23	14,982.60	4.84	358.00	14,988.41	15,014.61
WALMART INC CORPORATE NOTES (CALLABLE) DTD 04/18/2023 4.000% 04/15/2026	931142FA6	20,000.00	AA	Aa2	04/12/23	04/18/23	19,991.20	4.02	302.22	19,993.76	19,685.00
JPMORGAN CHASE & CO (CALLABLE) CORPORATE DTD 04/26/2022 4.080% 04/26/2026	46647PCZ7	140,000.00	A-	A1	04/19/22	04/26/22	140,000.00	4.08	1,983.33	140,000.00	137,761.68
STATE STREET CORP NOTES (CALLABLE) DTD 05/18/2023 5.104% 05/18/2026	857477CB7	85,000.00	A	A1	05/15/23	05/18/23	85,000.00	5.10	1,241.26	85,000.00	84,675.98

Managed Account Detail of Securities Held

For the Month Ending **February 29, 2024**

CITY OF DORAL STORM WATER PORTFOLIO - [REDACTED]

Security Type/Description	CUSIP	Par	S&P Rating	Moody's Rating	Trade Date	Settle Date	Original Cost	YTM at Cost	Accrued Interest	Amortized Cost	Market Value
Corporate Note											
AMERICAN HONDA FINANCE CORPORATE NOTES DTD 07/07/2023 5.250% 07/07/2026	02665WEK3	15,000.00	A-	A3	07/05/23	07/07/23	14,981.55	5.29	118.13	14,985.56	15,118.55
AMERICAN HONDA FINANCE CORPORATE NOTES DTD 07/07/2023 5.250% 07/07/2026	02665WEK3	15,000.00	A-	A3	07/06/23	07/10/23	14,917.35	5.45	118.13	14,935.12	15,118.54
TOYOTA MOTOR CREDIT CORP CORPORATE NOTES DTD 08/14/2023 5.000% 08/14/2026	89236TKX2	35,000.00	A+	A1	08/09/23	08/14/23	34,957.65	5.04	82.64	34,965.38	35,019.92
PACIFIC LIFE GF II NOTES DTD 08/30/2023 5.500% 08/28/2026	6944PL2W8	15,000.00	AA-	Aa3	08/23/23	08/30/23	14,994.75	5.51	6.88	14,995.63	15,110.91
NEW YORK LIFE GLOBAL FDG NOTES DTD 09/19/2023 5.450% 09/18/2026	64953BBF4	75,000.00	AA+	Aaa	09/12/23	09/19/23	74,985.75	5.46	1,839.38	74,987.75	75,721.58
HOME DEPOT INC CORPORATE NOTES DTD 12/04/2023 4.950% 09/30/2026	437076CV2	15,000.00	A	A2	11/27/23	12/04/23	14,967.15	5.03	179.44	14,969.79	15,005.85
CANADIAN IMPERIAL BANK CORPORATE NOTES DTD 10/03/2023 5.926% 10/02/2026	13607LWT6	35,000.00	A-	A2	09/26/23	10/03/23	35,000.00	5.93	852.69	35,000.00	35,585.20
STATE STREET CORP NOTES (CALLABLE) DTD 11/04/2022 5.751% 11/04/2026	857477BX0	15,000.00	A	A1	11/01/22	11/04/22	15,000.00	5.75	280.36	15,000.00	15,082.91
PEPSICO INC CORPORATE NOTES (CALLABLE) DTD 11/10/2023 5.125% 11/10/2026	713448FW3	20,000.00	A+	A1	11/08/23	11/10/23	19,994.60	5.13	316.04	19,995.12	20,137.06
PRINCIPAL LFE GLB FND II NOTES DTD 01/16/2024 5.000% 01/16/2027	74256LEX3	15,000.00	A+	A1	01/08/24	01/16/24	14,994.15	5.01	93.75	14,994.37	15,047.21
PRINCIPAL LFE GLB FND II NOTES DTD 01/16/2024 5.000% 01/16/2027	74256LEX3	20,000.00	A+	A1	01/10/24	01/16/24	20,060.20	4.89	125.00	20,057.89	20,062.94
NATIONAL RURAL UTIL COOP CORP NOTES (CAL) DTD 02/05/2024 4.800% 02/05/2027	63743HFM9	70,000.00	A-	A2	01/24/24	02/05/24	69,979.00	4.81	242.67	69,979.45	69,624.38

Managed Account Detail of Securities Held

For the Month Ending **February 29, 2024**

CITY OF DORAL STORM WATER PORTFOLIO - [REDACTED]

Security Type/Description	Dated Date/Coupon/Maturity	CUSIP	Par	S&P Rating	Moody's Rating	Trade Date	Settle Date	Original Cost	YTM at Cost	Accrued Interest	Amortized Cost	Market Value
Corporate Note												
TEXAS INSTRUMENTS CORP NOTES (CALLABLE) DTD 02/08/2024 4.600% 02/08/2027		882508CE2	45,000.00	A+	Aa3	02/05/24	02/08/24	44,971.20	4.62	132.25	44,971.74	44,855.42
ELI LILLY & CO CORPORATE NOTES DTD 02/09/2024 4.500% 02/09/2027		532457CJ5	45,000.00	A+	A1	02/07/24	02/09/24	44,976.15	4.52	123.75	44,976.58	44,746.43
BRISTOL-MYERS SQUIBB CORP NOTES (CALLABL) DTD 02/22/2024 4.900% 02/22/2027		110122EE4	15,000.00	A	A2	02/14/24	02/22/24	14,983.80	4.94	18.38	14,983.91	14,999.76
ASTRAZENECA FINANCE LLC CORP NOTES (CALL) DTD 02/26/2024 4.800% 02/26/2027		04636NAK9	30,000.00	A	A2	02/21/24	02/26/24	29,949.60	4.86	20.00	29,949.77	29,949.99
CISCO SYSTEMS INC CORPORATE NOTES (CALLA) DTD 02/26/2024 4.800% 02/26/2027		17275RBQ4	45,000.00	AA-	A1	02/21/24	02/26/24	44,941.50	4.85	30.00	44,941.70	44,994.56

Security Type Sub-Total			1,810,000.00					1,814,010.40	3.76	16,208.84	1,809,778.47	1,790,655.91
--------------------------------	--	--	---------------------	--	--	--	--	---------------------	-------------	------------------	---------------------	---------------------

Asset-Backed Security												
HAROT 2021-3 A3 DTD 08/25/2021 0.410% 11/18/2025		43815EAC8	16,874.93	AAA	NR	08/17/21	08/25/21	16,874.69	0.41	2.50	16,874.83	16,467.48
CARMX 2021-1 A3 DTD 01/27/2021 0.340% 12/15/2025		14316NAC3	19,465.35	AAA	NR	01/20/21	01/27/21	19,461.50	0.34	2.94	19,463.94	19,171.64
HAROT 2021-4 A3 DTD 11/24/2021 0.880% 01/21/2026		43815GAC3	14,821.69	NR	Aaa	11/16/21	11/24/21	14,818.56	0.89	3.62	14,820.27	14,434.32
DTRT 2022-1 A3 DTD 10/19/2022 5.230% 02/17/2026		233869AC0	40,000.00	NR	Aaa	10/12/22	10/19/22	39,997.34	5.23	92.98	39,998.43	39,822.35
HAROT 2022-1 A3 DTD 02/23/2022 1.880% 05/15/2026		43815BAC4	38,413.26	AAA	Aaa	02/15/22	02/23/22	38,407.47	1.88	32.10	38,410.24	37,484.37
FORDO 2022-A A3 DTD 01/24/2022 1.290% 06/15/2026		345286AC2	16,159.75	AAA	NR	01/19/22	01/24/22	16,157.82	1.29	9.26	16,158.74	15,757.69

Managed Account Detail of Securities Held

For the Month Ending **February 29, 2024**

CITY OF DORAL STORM WATER PORTFOLIO - [REDACTED]

Security Type/Description Dated Date/Coupon/Maturity	CUSIP	Par	S&P Rating	Moody's Rating	Trade Date	Settle Date	Original Cost	YTM at Cost	Accrued Interest	Amortized Cost	Market Value
Asset-Backed Security											
CARMX 2021-3 A3 DTD 07/28/2021 0.550% 06/15/2026	14317DAC4	27,630.64	AAA	Aaa	07/21/21	07/28/21	27,626.11	0.55	6.75	27,628.52	26,859.68
BMWOT 2022-A A3 DTD 05/18/2022 3.210% 08/25/2026	05602RAD3	21,300.67	AAA	Aaa	05/10/22	05/18/22	21,299.56	3.21	11.40	21,300.02	20,948.92
CARMX 2021-4 A3 DTD 09/22/2021 0.560% 09/15/2026	14317JAD9	14,885.83	AAA	Aaa	09/14/21	09/22/21	14,884.14	0.56	3.70	14,884.97	14,399.47
JDOT 2022-A A3 DTD 03/16/2022 2.320% 09/16/2026	47787JAC2	25,579.57	NR	Aaa	03/10/22	03/16/22	25,573.91	2.33	26.38	25,576.37	25,001.23
HART 2022-A A3 DTD 03/16/2022 2.220% 10/15/2026	448977AD0	42,806.63	AAA	NR	03/09/22	03/16/22	42,804.99	2.22	42.24	42,805.69	41,841.34
COMET 2021-A3 A3 DTD 11/30/2021 1.040% 11/15/2026	14041NFY2	45,000.00	AAA	NR	11/18/21	11/30/21	44,993.80	1.04	20.80	44,996.61	43,647.43
ALLYA 2022-1 A3 DTD 05/18/2022 3.310% 11/15/2026	02008JAC0	46,244.45	AAA	Aaa	05/10/22	05/18/22	46,235.50	3.31	68.03	46,239.06	45,585.19
GMCAR 2022-1 A3 DTD 01/19/2022 1.260% 11/16/2026	380146AC4	14,707.74	AAA	NR	01/11/22	01/19/22	14,706.46	1.26	7.72	14,707.02	14,298.41
CNH 2021-C A3 DTD 10/27/2021 0.810% 12/15/2026	12598LAC0	16,854.86	AAA	Aaa	10/19/21	10/27/21	16,852.91	0.81	6.07	16,853.80	16,312.40
HDMOT 2022-A A3 DTD 04/20/2022 3.060% 02/15/2027	41284YAD8	26,841.50	AAA	Aaa	04/12/22	04/20/22	26,837.03	3.06	36.50	26,838.76	26,383.57
GMCAR 2022-2 A3 DTD 04/13/2022 3.100% 02/16/2027	362585AC5	19,265.80	AAA	Aaa	04/05/22	04/13/22	19,261.77	3.10	24.88	19,263.34	18,913.53
CARMX 2022-2 A3 DTD 04/28/2022 3.490% 02/16/2027	14317HAC5	30,810.78	AAA	Aaa	04/21/22	04/28/22	30,806.10	3.49	47.79	30,807.89	30,310.74
COMET 2022-A1 A1 DTD 03/30/2022 2.800% 03/15/2027	14041NFZ9	70,000.00	AAA	NR	03/23/22	03/30/22	69,994.72	2.80	87.11	69,996.77	68,221.63
TAOT 2022-C A3 DTD 08/16/2022 3.760% 04/15/2027	89231CAD9	20,000.00	AAA	NR	08/08/22	08/16/22	19,996.66	3.76	33.42	19,997.76	19,650.16

Managed Account Detail of Securities Held

For the Month Ending **February 29, 2024**

CITY OF DORAL STORM WATER PORTFOLIO - [REDACTED]

Security Type/Description	CUSIP	Par	S&P Rating	Moody's Rating	Trade Date	Settle Date	Original Cost	YTM at Cost	Accrued Interest	Amortized Cost	Market Value
Asset-Backed Security											
COPAR 2022-1 A3 DTD 05/04/2022 3.170% 04/15/2027	14043QAC6	25,000.00	AAA	NR	04/26/22	05/04/22	24,994.54	3.17	35.22	24,996.56	24,464.22
COMET 2022-A2 A DTD 06/14/2022 3.490% 05/15/2027	14041NGA3	65,000.00	AAA	NR	06/06/22	06/14/22	64,989.61	3.49	100.82	64,993.23	63,672.05
COPAR 2022-2 A3 DTD 08/10/2022 3.660% 05/17/2027	14043GAD6	25,000.00	AAA	Aaa	08/02/22	08/10/22	24,998.21	3.66	40.67	24,998.80	24,494.82
DCENT 2022-A2 A DTD 05/26/2022 3.320% 05/17/2027	254683CS2	60,000.00	NR	Aaa	05/19/22	05/26/22	59,995.12	3.32	88.53	59,996.85	58,613.18
JDOT 2022-C A3 DTD 10/19/2022 5.090% 06/15/2027	47800BAC2	50,000.00	NR	Aaa	10/12/22	10/19/22	49,996.12	5.09	113.11	49,997.26	49,797.87
CNH 2022-A A3 DTD 03/31/2022 2.940% 07/15/2027	12660DAC1	24,477.17	AAA	NR	03/24/22	03/31/22	24,475.36	2.94	31.98	24,476.02	23,918.73
DCENT 2022-A3 A3 DTD 08/09/2022 3.560% 07/15/2027	254683CW3	55,000.00	AAA	Aaa	08/02/22	08/09/22	54,993.17	3.56	87.02	54,995.33	53,822.30
CARMX 2022-4 A3 DTD 10/31/2022 5.340% 08/16/2027	14318UAD3	70,000.00	AAA	NR	10/26/22	10/31/22	69,983.59	5.35	166.13	69,988.16	69,957.51
MBART 2022-1 A3 DTD 11/22/2022 5.210% 08/16/2027	58768PAC8	75,000.00	AAA	Aaa	11/15/22	11/22/22	74,985.17	5.21	173.67	74,989.16	74,926.73
BACCT 2022-A1 A1 DTD 06/16/2022 3.530% 11/15/2027	05522RDE5	20,000.00	NR	Aaa	06/09/22	06/16/22	19,998.75	3.53	31.38	19,999.14	19,577.50
HAROT 2023-2 A3 DTD 05/30/2023 4.930% 11/15/2027	437927AC0	30,000.00	AAA	Aaa	05/23/23	05/30/23	29,995.14	4.93	65.73	29,995.96	29,873.38
FORDO 2023-A A3 DTD 03/31/2023 4.650% 02/15/2028	344928AD8	25,000.00	AAA	NR	03/28/23	03/31/23	24,997.39	4.65	51.67	24,997.88	24,760.48
TAOT 2023-B A3 DTD 05/23/2023 4.710% 02/15/2028	891941AD8	35,000.00	NR	Aaa	05/16/23	05/23/23	34,998.04	4.71	73.27	34,998.36	34,705.65
BAAT 2023-1A A3 DTD 07/31/2023 5.530% 02/15/2028	06428AAC2	35,000.00	NR	Aaa	07/25/23	07/31/23	34,998.67	5.53	86.02	34,998.84	35,181.86

Managed Account Detail of Securities Held

For the Month Ending **February 29, 2024**

CITY OF DORAL STORM WATER PORTFOLIO - [REDACTED]

Security Type/Description	CUSIP	Par	S&P Rating	Moody's Rating	Trade Date	Settle Date	Original Cost	YTM at Cost	Accrued Interest	Amortized Cost	Market Value
Asset-Backed Security											
GMCAR 2023-2 A3 DTD 04/12/2023 4.470% 02/16/2028	362583AD8	25,000.00	AAA	Aaa	04/04/23	04/12/23	24,999.31	4.47	46.56	24,999.44	24,701.99
BMWOT 2023-A A3 DTD 07/18/2023 5.470% 02/25/2028	05592XAD2	15,000.00	AAA	NR	07/11/23	07/18/23	14,997.34	5.47	13.68	14,997.70	15,073.53
NAROT 2023-B A3 DTD 10/25/2023 5.930% 03/15/2028	65480MAD5	20,000.00	NR	Aaa	10/18/23	10/25/23	19,995.94	5.94	52.71	19,996.23	20,301.60
HART 2023-B A3 DTD 07/19/2023 5.480% 04/17/2028	44933XAD9	20,000.00	AAA	NR	07/11/23	07/19/23	19,999.13	5.48	48.71	19,999.24	20,101.66
USAOT 2023-A A3 DTD 09/15/2023 5.580% 05/15/2028	90291VAC4	80,000.00	AAA	Aaa	09/07/23	09/15/23	79,986.00	5.58	198.40	79,987.22	80,625.71
ALLYA 2023-1 A3 DTD 07/19/2023 5.460% 05/15/2028	02007WAC2	100,000.00	NR	Aaa	10/24/23	10/26/23	99,281.25	5.64	242.67	99,336.14	100,528.58
BAAT 2023-2A A3 DTD 11/21/2023 5.740% 06/15/2028	06054YAC1	70,000.00	NR	Aaa	11/15/23	11/21/23	69,998.73	5.74	178.58	69,998.80	70,875.53
HAROT 2023-4 A3 DTD 11/08/2023 5.670% 06/21/2028	438123AC5	15,000.00	NR	Aaa	11/01/23	11/08/23	14,997.36	5.67	23.63	14,997.52	15,163.16
TAOT 2023-D A3 DTD 11/14/2023 5.540% 08/15/2028	89239FAD4	20,000.00	AAA	NR	11/07/23	11/14/23	19,997.84	5.54	49.24	19,997.96	20,200.78
HAROT 2024-1 A3 DTD 02/21/2024 5.210% 08/15/2028	437918AC9	55,000.00	AAA	Aaa	02/13/24	02/21/24	54,997.61	5.21	79.60	54,997.62	55,024.06
FITAT 2023-1 A3 DTD 08/23/2023 5.530% 08/15/2028	31680EAD3	70,000.00	AAA	Aaa	08/15/23	08/23/23	69,995.66	5.53	172.04	69,996.12	70,115.41
CHAIT 2023-A1 A DTD 09/15/2023 5.160% 09/15/2028	161571HT4	100,000.00	AAA	NR	09/07/23	09/15/23	99,972.28	5.17	229.33	99,974.54	100,437.70
TAOT 2024-A A3 DTD 01/30/2024 4.830% 10/16/2028	89238DAD0	20,000.00	AAA	Aaa	01/23/24	01/30/24	19,996.00	4.83	42.93	19,996.07	19,872.50
HART 2023-C A3 DTD 11/13/2023 5.540% 10/16/2028	44918CAD4	30,000.00	AAA	NR	11/03/23	11/13/23	29,996.06	5.54	73.87	29,996.27	30,284.14

Managed Account Detail of Securities Held

For the Month Ending **February 29, 2024**

CITY OF DORAL STORM WATER PORTFOLIO - [REDACTED]

Security Type/Description Dated Date/Coupon/Maturity	CUSIP	Par	S&P Rating	Moody's Rating	Trade Date	Settle Date	Original Cost	YTM at Cost	Accrued Interest	Amortized Cost	Market Value
Asset-Backed Security											
MBART 2023-2 A3 DTD 10/25/2023 5.950% 11/15/2028	58769FAC9	30,000.00	AAA	NR	10/19/23	10/25/23	29,997.44	5.95	79.33	29,997.59	30,567.24
GMCAR 2024-1 A3 DTD 01/17/2024 4.850% 12/18/2028	36268GAD7	10,000.00	NR	Aaa	01/09/24	01/17/24	9,997.99	4.85	20.21	9,998.03	9,964.06
WOART 2024-A A3 DTD 02/14/2024 4.860% 03/15/2029	98164RAD8	50,000.00	AAA	NR	02/06/24	02/14/24	49,993.41	4.86	114.75	49,993.46	49,709.77
CNH 2024-A A3 DTD 01/24/2024 4.770% 06/15/2029	18978FAC0	20,000.00	AAA	Aaa	01/17/24	01/24/24	19,995.27	4.78	42.40	19,995.35	19,871.13
Security Type Sub-Total		1,912,140.62					1,911,184.54	4.18	3,420.05	1,911,299.88	1,896,696.38
Managed Account Sub-Total		9,326,028.88					9,320,014.64	3.97	60,951.70	9,320,292.44	9,222,747.35
Securities Sub-Total		\$9,326,028.88					\$9,320,014.64	3.97%	\$60,951.70	\$9,320,292.44	\$9,222,747.35
Accrued Interest											\$60,951.70
Total Investments											\$9,283,699.05

Managed Account Fair Market Value & Analytics

For the Month Ending **February 29, 2024**

CITY OF DORAL STORM WATER PORTFOLIO - [REDACTED]

Security Type/Description	CUSIP	Par	Broker	Next Call Date	Market Price	Market Value	Unreal G/L On Cost	Unreal G/L Amort Cost	Effective Duration	YTM at Mkt
U.S. Treasury Bond / Note										
US TREASURY NOTES DTD 06/15/2022 2.875% 06/15/2025	91282CEU1	280,000.00	MERRILL		97.47	272,912.50	(7,131.25)	(7,106.67)	1.27	4.92
US TREASURY NOTES DTD 07/15/2022 3.000% 07/15/2025	91282CEY3	550,000.00	CITIGRP		97.55	536,507.84	(12,396.46)	(12,981.51)	1.35	4.86
US TREASURY NOTES DTD 08/15/2022 3.125% 08/15/2025	91282CFE6	250,000.00	CITIGRP		97.63	244,062.50	(3,017.58)	(4,491.13)	1.44	4.83
US TREASURY NOTES DTD 10/15/2022 4.250% 10/15/2025	91282CFP1	130,000.00	JPM_CHA		99.19	128,943.75	(203.13)	(586.08)	1.56	4.77
US TREASURY NOTES DTD 11/15/2022 4.500% 11/15/2025	91282CFW6	300,000.00	MORGAN_		99.61	298,828.14	(4,253.89)	(2,962.54)	1.64	4.74
US TREASURY NOTES DTD 12/15/2022 4.000% 12/15/2025	91282CGA3	230,000.00	CITIGRP		98.78	227,196.88	(1,635.15)	(2,091.90)	1.73	4.71
US TREASURY NOTES DTD 01/15/2023 3.875% 01/15/2026	91282CGE5	280,000.00	JPM_CHA		98.58	276,018.74	(3,292.20)	(3,543.81)	1.82	4.67
US TREASURY NOTES DTD 02/15/2023 4.000% 02/15/2026	91282CGL9	65,000.00	MERRILL		98.80	64,217.97	(820.12)	(808.46)	1.90	4.65
US TREASURY NOTES DTD 02/15/2023 4.000% 02/15/2026	91282CGL9	270,000.00	MERRILL		98.80	266,751.58	1,413.30	(149.26)	1.90	4.65
US TREASURY NOTES DTD 04/15/2023 3.750% 04/15/2026	91282CGV7	395,000.00	MORGAN_		98.31	388,334.38	(5,739.84)	(6,000.05)	2.03	4.59
US TREASURY NOTES DTD 05/15/2023 3.625% 05/15/2026	91282CHB0	395,000.00	JPM_CHA		98.03	387,223.44	(3,749.41)	(4,760.88)	2.12	4.57
US TREASURY NOTES DTD 06/15/2023 4.125% 06/15/2026	91282CHH7	210,000.00	MORGAN_		99.06	208,031.25	(516.80)	(846.91)	2.19	4.56
US TREASURY NOTES DTD 07/15/2023 4.500% 07/15/2026	91282CHM6	375,000.00	JPM_CHA		99.92	374,707.05	410.17	272.42	2.27	4.53
US TREASURY NOTES DTD 08/15/2023 4.375% 08/15/2026	91282CHU8	350,000.00	JPM_CHA		99.67	348,851.58	2,187.52	1,650.77	2.36	4.52
US TREASURY NOTES DTD 10/15/2023 4.625% 10/15/2026	91282CJC6	100,000.00	CITIGRP		100.33	100,328.12	460.93	447.78	2.46	4.49
US TREASURY N/B NOTES DTD 11/15/2023 4.625% 11/15/2026	91282CJK8	325,000.00	JPM_CHA		100.38	326,218.75	(1,459.96)	(1,267.99)	2.54	4.48
US TREASURY N/B NOTES DTD 12/15/2023 4.375% 12/15/2026	91282CJP7	495,000.00	JPM_CHA		99.80	493,994.56	(4,814.62)	(4,624.39)	2.63	4.45

Managed Account Fair Market Value & Analytics

For the Month Ending **February 29, 2024**

CITY OF DORAL STORM WATER PORTFOLIO - [REDACTED]

Security Type/Description	Dated Date/Coupon/Maturity	CUSIP	Par	Broker	Next Call Date	Market Price	Market Value	Unreal G/L On Cost	Unreal G/L Amort Cost	Effective Duration	YTM at Mkt
U.S. Treasury Bond / Note											
US TREASURY N/B NOTES		91282CJT9	275,000.00	CITIGRP		98.83	271,777.33	(3,491.22)	(3,485.30)	2.73	4.44
DTD 01/15/2024 4.000% 01/15/2027											
Security Type Sub-Total			5,275,000.00				5,214,906.36	(48,049.71)	(53,335.91)	2.01	4.63
Federal Agency Mortgage-Backed Security											
FANNIE MAE POOL FM4174		3140X7T82	39,537.53	OTHER		96.77	38,260.16	(3,668.16)	(2,987.70)	1.58	3.43
DTD 09/01/2020 3.000% 11/01/2032											
FN BM4614		3140J9DU2	19,548.82	INTL_FC		94.74	18,521.52	(2,310.19)	(2,027.98)	2.77	3.69
DTD 10/01/2018 3.000% 03/01/2033											
GINNIE MAE I POOL 646043		36292DWC2	21,970.90	OTHER		105.20	23,114.13	1,143.23	1,143.23	4.32	5.94
DTD 10/01/2007 6.500% 10/01/2037											
Security Type Sub-Total			81,057.25				79,895.81	(4,835.12)	(3,872.45)	2.65	4.22
Federal Agency Commercial Mortgage-Backed Security											
FHLMC MULTIFAMILY STRUCTURED POOL		3137FBTA4	76,099.89	JPM_CHA		98.83	75,208.31	(992.63)	(911.08)	0.40	5.90
DTD 11/01/2017 3.064% 08/01/2024											
FHMS K736 A2		3137FNWX4	50,000.00	INTL_FC		94.59	47,293.65	901.07	385.72	2.05	4.73
DTD 09/01/2019 2.282% 07/01/2026											
Security Type Sub-Total			126,099.89				122,501.96	(91.56)	(525.36)	1.03	5.45
Federal Agency Collateralized Mortgage Obligation											
FHLMC SERIES 3842 PH		3137A9QP4	8,050.35	OTHER		96.99	7,808.33	(827.57)	(628.14)	3.13	4.25
DTD 04/01/2011 4.000% 04/01/2041											
Government National Mortgage Association		38375UPV6	29,497.50	OTHER		97.98	28,901.52	(2,415.64)	(2,287.47)	0.58	3.09
DTD 09/30/2014 3.000% 09/01/2064											
Government National Mortgage Association		38380LXE8	40,372.06	OTHER		97.08	39,193.06	(1,391.90)	(1,372.13)	0.80	2.61
DTD 07/30/2019 2.500% 01/01/2069											
Government National Mortgage Association		38380LV67	43,811.21	OTHER		96.30	42,188.02	(1,813.14)	(1,797.57)	0.98	2.38
DTD 01/30/2020 2.250% 12/01/2069											
Security Type Sub-Total			121,731.12				118,090.93	(6,448.25)	(6,085.31)	0.96	2.75

Managed Account Fair Market Value & Analytics

For the Month Ending **February 29, 2024**

CITY OF DORAL STORM WATER PORTFOLIO - [REDACTED]

Security Type/Description	CUSIP	Par	Broker	Next Call Date	Market Price	Market Value	Unreal G/L On Cost	Unreal G/L Amort Cost	Effective Duration	YTM at Mkt
Corporate Note										
BB&T CORPORATION CORP BONDS DTD 07/29/2019 2.500% 08/01/2024	05531FBH5	65,000.00	MORGAN_	07/01/24	98.70	64,153.18	(4,454.32)	(1,244.75)	0.34	5.67
BANK OF NY MELLON CORP (CALLABLE) CORPOR DTD 10/25/2021 0.850% 10/25/2024	06406RAX5	60,000.00	JPM_CHA	09/25/24	97.00	58,199.16	(1,761.84)	(1,792.37)	0.57	5.59
NEW YORK LIFE GLOBAL FDG NOTES DTD 10/29/2021 0.900% 10/29/2024	64952WEJ8	65,000.00	GOLDMAN		97.13	63,131.45	(1,784.05)	(1,849.89)	0.66	5.36
PACCAR FINANCIAL CORP CORPORATE NOTES DTD 11/08/2021 0.900% 11/08/2024	69371RR57	45,000.00	MERRILL		97.04	43,668.09	(1,329.21)	(1,331.29)	0.69	5.33
PRINCIPAL LFE GLB FND II NOTES DTD 01/11/2022 1.375% 01/10/2025	74256LET2	20,000.00	BARCLAY		96.76	19,351.86	(583.34)	(629.50)	0.86	5.27
3M COMPANY (CALLABLE) CORP NOTES DTD 08/26/2019 2.000% 02/14/2025	88579YBH3	60,000.00	JPM_CHA	01/14/25	96.42	57,852.48	(4,525.92)	(2,775.59)	0.87	5.91
JOHN DEERE CAPITAL CORP CORPORATE NOTES DTD 03/07/2022 2.125% 03/07/2025	24422EWB1	5,000.00	MITSU		96.98	4,848.92	(148.93)	(150.35)	1.00	5.21
HOME DEPOT INC (CALLABLE) CORPORATE NOTE DTD 03/28/2022 2.700% 04/15/2025	437076CM2	5,000.00	MORGAN_	03/15/25	97.29	4,864.70	(126.55)	(132.08)	1.02	5.20
TARGET CORP (CALLABLE) CORPORATE NOTES DTD 03/31/2020 2.250% 04/15/2025	87612EBL9	40,000.00	CITIGRP	03/15/25	96.87	38,747.56	(1,259.24)	(1,254.78)	1.03	5.15
CINTAS CORPORATION NO. 2 CORP NOTE (CALL DTD 05/03/2022 3.450% 05/01/2025	17252MAP5	20,000.00	WELLS_F	04/01/25	97.89	19,578.34	(417.26)	(419.95)	1.06	5.33
JOHN DEERE CAPITAL CORP CORPORATE NOTES DTD 06/06/2022 3.400% 06/06/2025	24422EWF2	10,000.00	GOLDMAN		97.92	9,791.52	(206.18)	(207.51)	1.24	5.12
MORGAN STANLEY CORP NOTES DTD 07/23/2015 4.000% 07/23/2025	6174468C6	40,000.00	GOLDMAN		98.26	39,303.04	(883.36)	(778.96)	1.37	5.31
BMW US CAPITAL LLC CORPORATE NOTES DTD 08/11/2023 5.300% 08/11/2025	05565ECC7	45,000.00	MERRILL		100.25	45,112.05	114.75	114.00	1.41	5.12

Managed Account Fair Market Value & Analytics

For the Month Ending **February 29, 2024**

CITY OF DORAL STORM WATER PORTFOLIO - [REDACTED]

Security Type/Description	CUSIP	Par	Broker	Next Call Date	Market Price	Market Value	Unreal G/L On Cost	Unreal G/L Amort Cost	Effective Duration	YTM at Mkt
Corporate Note										
TOYOTA MOTOR CREDIT CORP CORPORATE NOTES DTD 08/18/2022 3.650% 08/18/2025	89236TKF1	30,000.00	MORGAN_		98.01	29,402.76	(570.24)	(584.06)	1.44	5.07
WALMART INC CORPORATE NOTES DTD 09/09/2022 3.900% 09/09/2025	931142EW9	35,000.00	BARCLAY		98.46	34,462.05	(513.45)	(525.50)	1.47	4.96
HOME DEPOT INC NOTES (CALLABLE) DTD 09/19/2022 4.000% 09/15/2025	437076CR1	5,000.00	CSFB	08/15/25	98.39	4,919.57	(78.63)	(79.50)	1.40	5.10
BANK OF MONTREAL CORPORATE NOTES DTD 09/25/2023 5.920% 09/25/2025	06368LWT9	50,000.00	BMO		101.04	50,521.15	521.15	521.15	1.48	5.22
BANK OF AMERICA CORP NOTES (CALLABLE) DTD 09/25/2020 0.981% 09/25/2025	06051GJG5	135,000.00	OTHER	09/25/24	97.40	131,489.19	(3,510.81)	(3,510.81)	0.57	2.68
LOCKHEED MARTIN CORP NOTES (CALLABLE) DTD 10/24/2022 4.950% 10/15/2025	539830BU2	15,000.00	GOLDMAN	09/15/25	99.79	14,969.03	11.78	(7.65)	1.48	5.08
PNC FINANCIAL SERVICES CORP NOTE (CALLAB DTD 10/28/2022 5.671% 10/28/2025	693475BH7	20,000.00	PNC	10/28/24	99.85	19,969.92	(30.08)	(30.08)	0.65	5.76
MICROSOFT CORP NOTES (CALLABLE) DTD 11/03/2015 3.125% 11/03/2025	594918BJ2	45,000.00	GOLDMAN	08/03/25	97.22	43,748.10	151.20	(404.22)	1.39	4.87
WESTPAC BANKING CORP CORPORATE NOTES DTD 11/17/2023 5.512% 11/17/2025	961214FL2	60,000.00	MORGAN_		100.78	60,465.42	465.42	465.42	1.63	5.03
LINDE INC/CT CORPORATE NOTES (CALLABLE) DTD 12/05/2022 4.700% 12/05/2025	53522KAB9	65,000.00	DEUTSCH	11/05/25	99.53	64,693.40	(236.40)	(265.35)	1.62	4.98
CATERPILLAR FINL SERVICE CORPORATE NOTES DTD 01/06/2023 4.800% 01/06/2026	14913R3B1	65,000.00	JPM_CHA		99.71	64,814.49	(169.26)	(175.49)	1.78	4.96
STATE STREET CORP (CALLABLE) CORPORATE N DTD 02/07/2022 1.746% 02/06/2026	857477BR3	20,000.00	GOLDMAN	02/26/25	96.40	19,280.00	(720.00)	(720.00)	0.98	3.69

Managed Account Fair Market Value & Analytics

For the Month Ending **February 29, 2024**

CITY OF DORAL STORM WATER PORTFOLIO - [REDACTED]

Security Type/Description	CUSIP	Par	Broker	Next Call Date	Market Price	Market Value	Unreal G/L On Cost	Unreal G/L Amort Cost	Effective Duration	YTM at Mkt
Corporate Note										
COLGATE-PALMOLIVE CO CORPORATE NOTES DTD 03/01/2023 4.800% 03/02/2026	194162AO6	15,000.00	BNP_PAR		100.10	15,014.61	32.01	26.20	1.89	4.75
WALMART INC CORPORATE NOTES (CALLABLE) DTD 04/18/2023 4.000% 04/15/2026	931142FA6	20,000.00	MIZUHO	03/15/26	98.43	19,685.00	(306.20)	(308.76)	1.95	4.79
JPMORGAN CHASE & CO (CALLABLE) CORPORATE DTD 04/26/2022 4.080% 04/26/2026	46647PCZ7	140,000.00	JPM_CHA	04/26/25	98.40	137,761.68	(2,238.32)	(2,238.32)	1.13	4.87
STATE STREET CORP NOTES (CALLABLE) DTD 05/18/2023 5.104% 05/18/2026	857477CB7	85,000.00	MERRILL	05/18/25	99.62	84,675.98	(324.02)	(324.02)	1.18	5.28
AMERICAN HONDA FINANCE CORPORATE NOTES DTD 07/07/2023 5.250% 07/07/2026	02665WEK3	15,000.00	MIZUHO		100.79	15,118.55	137.00	132.99	2.23	4.89
AMERICAN HONDA FINANCE CORPORATE NOTES DTD 07/07/2023 5.250% 07/07/2026	02665WEK3	15,000.00	SOCGEN		100.79	15,118.54	201.19	183.42	2.23	4.89
TOYOTA MOTOR CREDIT CORP CORPORATE NOTES DTD 08/14/2023 5.000% 08/14/2026	89236TKX2	35,000.00	HSBC		100.06	35,019.92	62.27	54.54	2.34	4.97
PACIFIC LIFE GF II NOTES DTD 08/30/2023 5.500% 08/28/2026	6944PL2W8	15,000.00	JPM_CHA		100.74	15,110.91	116.16	115.28	2.36	5.18
NEW YORK LIFE GLOBAL FDG NOTES DTD 09/19/2023 5.450% 09/18/2026	64953BBF4	75,000.00	MERRILL		100.96	75,721.58	735.83	733.83	2.36	5.04
HOME DEPOT INC CORPORATE NOTES DTD 12/04/2023 4.950% 09/30/2026	437076CV2	15,000.00	JPM_CHA		100.04	15,005.85	38.70	36.06	2.43	4.93
CANADIAN IMPERIAL BANK CORPORATE NOTES DTD 10/03/2023 5.926% 10/02/2026	13607LWT6	35,000.00	CIBC		101.67	35,585.20	585.20	585.20	2.38	5.23
STATE STREET CORP NOTES (CALLABLE) DTD 11/04/2022 5.751% 11/04/2026	857477BX0	15,000.00	DEUTSCH	11/04/25	100.55	15,082.91	82.91	82.91	1.60	5.52
PEPSICO INC CORPORATE NOTES (CALLABLE) DTD 11/10/2023 5.125% 11/10/2026	713448FW3	20,000.00	MERRILL	10/10/26	100.69	20,137.06	142.46	141.94	2.44	4.85

Managed Account Fair Market Value & Analytics

For the Month Ending **February 29, 2024**

CITY OF DORAL STORM WATER PORTFOLIO - [REDACTED]

Security Type/Description	CUSIP	Par	Broker	Next Call Date	Market Price	Market Value	Unreal G/L On Cost	Unreal G/L Amort Cost	Effective Duration	YTM at Mkt
Corporate Note										
PRINCIPAL LFE GLB FND II NOTES DTD 01/16/2024 5.000% 01/16/2027	74256LEX3	15,000.00	WELLS_F		100.31	15,047.21	53.06	52.84	2.70	4.88
PRINCIPAL LFE GLB FND II NOTES DTD 01/16/2024 5.000% 01/16/2027	74256LEX3	20,000.00	MKTX		100.31	20,062.94	2.74	5.05	2.70	4.88
NATIONAL RURAL UTIL COOP CORP NOTES (CAL DTD 02/05/2024 4.800% 02/05/2027	63743HFM9	70,000.00	PNC	01/05/27	99.46	69,624.38	(354.62)	(355.07)	2.69	5.00
TEXAS INSTRUMENTS CORP NOTES (CALLABLE) DTD 02/08/2024 4.600% 02/08/2027	882508CE2	45,000.00	MERRILL	01/08/27	99.68	44,855.42	(115.78)	(116.32)	2.70	4.72
ELI LILLY & CO CORPORATE NOTES DTD 02/09/2024 4.500% 02/09/2027	532457CJ5	45,000.00	DEUTSCH		99.44	44,746.43	(229.72)	(230.15)	2.78	4.71
BRISTOL-MYERS SQUIBB CORP NOTES (CALLABL DTD 02/22/2024 4.900% 02/22/2027	110122EE4	15,000.00	CITIGRP	01/22/27	100.00	14,999.76	15.96	15.85	2.73	4.90
ASTRAZENECA FINANCE LLC CORP NOTES (CALL DTD 02/26/2024 4.800% 02/26/2027	04636NAK9	30,000.00	CITIGRP	01/26/27	99.83	29,949.99	0.39	0.22	2.75	4.86
CISCO SYSTEMS INC CORPORATE NOTES (CALLA DTD 02/26/2024 4.800% 02/26/2027	17275RBO4	45,000.00	DEUTSCH	01/26/27	99.99	44,994.56	53.06	52.86	2.75	4.80
Security Type Sub-Total		1,810,000.00				1,790,655.91	(23,354.49)	(19,122.56)	1.52	4.92

Asset-Backed Security

HAROT 2021-3 A3 DTD 08/25/2021 0.410% 11/18/2025	43815EAC8	16,874.93	BARCLAY		97.59	16,467.48	(407.21)	(407.35)	0.40	1.84
CARMX 2021-1 A3 DTD 01/27/2021 0.340% 12/15/2025	14316NAC3	19,465.35	OTHER		98.49	19,171.64	(289.86)	(292.30)	0.23	1.19
HAROT 2021-4 A3 DTD 11/24/2021 0.880% 01/21/2026	43815GAC3	14,821.69	MERRILL		97.39	14,434.32	(384.24)	(385.95)	0.53	2.29
DTRT 2022-1 A3 DTD 10/19/2022 5.230% 02/17/2026	233869AC0	40,000.00	JPM_CHA		99.56	39,822.35	(174.99)	(176.08)	0.65	5.47

Managed Account Fair Market Value & Analytics

For the Month Ending **February 29, 2024**

CITY OF DORAL STORM WATER PORTFOLIO - [REDACTED]

Security Type/Description	CUSIP	Par	Broker	Next Call Date	Market Price	Market Value	Unreal G/L On Cost	Unreal G/L Amort Cost	Effective Duration	YTM at Mkt
Asset-Backed Security										
HAROT 2022-1 A3 DTD 02/23/2022 1.880% 05/15/2026	43815BAC4	38,413.26	JPM_CHA		97.58	37,484.37	(923.10)	(925.87)	0.62	3.01
FORDO 2022-A A3 DTD 01/24/2022 1.290% 06/15/2026	345286AC2	16,159.75	CITIGRP		97.51	15,757.69	(400.13)	(401.05)	0.55	2.41
CARMX 2021-3 A3 DTD 07/28/2021 0.550% 06/15/2026	14317DAC4	27,630.64	RBC		97.21	26,859.68	(766.43)	(768.84)	0.48	1.79
BMWOT 2022-A A3 DTD 05/18/2022 3.210% 08/25/2026	05602RAD3	21,300.67	RBC		98.35	20,948.92	(350.64)	(351.10)	0.64	3.91
CARMX 2021-4 A3 DTD 09/22/2021 0.560% 09/15/2026	14317JAD9	14,885.83	BARCLAY		96.73	14,399.47	(484.67)	(485.50)	0.56	1.88
JDOT 2022-A A3 DTD 03/16/2022 2.320% 09/16/2026	47787JAC2	25,579.57	MERRILL		97.74	25,001.23	(572.68)	(575.14)	0.67	3.25
HART 2022-A A3 DTD 03/16/2022 2.220% 10/15/2026	448977AD0	42,806.63	MERRILL		97.75	41,841.34	(963.65)	(964.35)	0.62	3.12
COMET 2021-A3 A3 DTD 11/30/2021 1.040% 11/15/2026	14041NFY2	45,000.00	BARCLAY		96.99	43,647.43	(1,346.37)	(1,349.18)	0.68	2.18
ALLYA 2022-1 A3 DTD 05/18/2022 3.310% 11/15/2026	02008JAC0	46,244.45	BARCLAY		98.57	45,585.19	(650.31)	(653.87)	0.59	3.87
GMCAR 2022-1 A3 DTD 01/19/2022 1.260% 11/16/2026	380146AC4	14,707.74	BNP_PAR		97.22	14,298.41	(408.05)	(408.61)	0.64	2.32
CNH 2021-C A3 DTD 10/27/2021 0.810% 12/15/2026	12598LAC0	16,854.86	WELLS_F		96.78	16,312.40	(540.51)	(541.40)	0.70	2.00
HDMOT 2022-A A3 DTD 04/20/2022 3.060% 02/15/2027	41284YAD8	26,841.50	WELLS_F		98.29	26,383.57	(453.46)	(455.19)	0.71	3.67
GMCAR 2022-2 A3 DTD 04/13/2022 3.100% 02/16/2027	362585AC5	19,265.80	RBC		98.17	18,913.53	(348.24)	(349.81)	0.74	3.75
CARMX 2022-2 A3 DTD 04/28/2022 3.490% 02/16/2027	14317HAC5	30,810.78	MERRILL		98.38	30,310.74	(495.36)	(497.15)	0.67	4.07
COMET 2022-A1 A1 DTD 03/30/2022 2.800% 03/15/2027	14041NFZ9	70,000.00	RBC		97.46	68,221.63	(1,773.09)	(1,775.14)	0.98	3.68
TAOT 2022-C A3 DTD 08/16/2022 3.760% 04/15/2027	89231CAD9	20,000.00	CITIGRP		98.25	19,650.16	(346.50)	(347.60)	1.08	4.36
COPAR 2022-1 A3 DTD 05/04/2022 3.170% 04/15/2027	14043QAC6	25,000.00	WELLS_F		97.86	24,464.22	(530.32)	(532.34)	0.84	3.90

Managed Account Fair Market Value & Analytics

For the Month Ending **February 29, 2024**

CITY OF DORAL STORM WATER PORTFOLIO - [REDACTED]

Security Type/Description	Dated Date/Coupon/Maturity	CUSIP	Par	Broker	Next Call Date	Market Price	Market Value	Unreal G/L On Cost	Unreal G/L Amort Cost	Effective Duration	YTM at Mkt
Asset-Backed Security											
COMET 2022-A2 A		14041NGA3	65,000.00	RBC		97.96	63,672.05	(1,317.56)	(1,321.18)	1.14	4.17
DTD 06/14/2022 3.490% 05/15/2027											
COPAR 2022-2 A3		14043GAD6	25,000.00	JPM_CHA		97.98	24,494.82	(503.39)	(503.98)	1.01	4.33
DTD 08/10/2022 3.660% 05/17/2027											
DCENT 2022-A2 A		254683CS2	60,000.00	RBC		97.69	58,613.18	(1,381.94)	(1,383.67)	1.14	4.09
DTD 05/26/2022 3.320% 05/17/2027											
JDOT 2022-C A3		47800BAC2	50,000.00	CITIGRP		99.60	49,797.87	(198.25)	(199.39)	1.22	5.22
DTD 10/19/2022 5.090% 06/15/2027											
CNH 2022-A A3		12660DAC1	24,477.17	CITIGRP		97.72	23,918.73	(556.63)	(557.29)	0.92	3.66
DTD 03/31/2022 2.940% 07/15/2027											
DCENT 2022-A3 A3		254683CW3	55,000.00	MERRILL		97.86	53,822.30	(1,170.87)	(1,173.03)	1.30	4.24
DTD 08/09/2022 3.560% 07/15/2027											
CARMX 2022-4 A3		14318UAD3	70,000.00	BARCLAY		99.94	69,957.51	(26.08)	(30.65)	1.09	5.36
DTD 10/31/2022 5.340% 08/16/2027											
MBART 2022-1 A3		58768PAC8	75,000.00	SMBC		99.90	74,926.73	(58.44)	(62.43)	1.01	5.24
DTD 11/22/2022 5.210% 08/16/2027											
BACCT 2022-A1 A1		05522RDE5	20,000.00	MERRILL		97.89	19,577.50	(421.25)	(421.64)	1.22	4.15
DTD 06/16/2022 3.530% 11/15/2027											
HAROT 2023-2 A3		437927AC0	30,000.00	BARCLAY		99.58	29,873.38	(121.76)	(122.58)	1.71	5.05
DTD 05/30/2023 4.930% 11/15/2027											
FORDO 2023-A A3		344928AD8	25,000.00	BNP_PAR		99.04	24,760.48	(236.91)	(237.40)	1.51	4.92
DTD 03/31/2023 4.650% 02/15/2028											
TAOT 2023-B A3		891941AD8	35,000.00	RBC		99.16	34,705.65	(292.39)	(292.71)	1.64	4.94
DTD 05/23/2023 4.710% 02/15/2028											
BAAT 2023-1A A3		06428AAC2	35,000.00	MERRILL		100.52	35,181.86	183.19	183.02	1.69	5.38
DTD 07/31/2023 5.530% 02/15/2028											
GMCAR 2023-2 A3		362583AD8	25,000.00	MERRILL		98.81	24,701.99	(297.32)	(297.45)	1.52	4.80
DTD 04/12/2023 4.470% 02/16/2028											
BMWOT 2023-A A3		05592XAD2	15,000.00	TD		100.49	15,073.53	76.19	75.83	1.63	5.33
DTD 07/18/2023 5.470% 02/25/2028											
NAROT 2023-B A3		65480MAD5	20,000.00	MIZUHO		101.51	20,301.60	305.66	305.37	1.82	5.51
DTD 10/25/2023 5.930% 03/15/2028											
HART 2023-B A3		44933XAD9	20,000.00	BARCLAY		100.51	20,101.66	102.53	102.42	1.72	5.34
DTD 07/19/2023 5.480% 04/17/2028											

Managed Account Fair Market Value & Analytics

For the Month Ending **February 29, 2024**

CITY OF DORAL STORM WATER PORTFOLIO - [REDACTED]

Security Type/Description	CUSIP	Par	Broker	Next Call Date	Market Price	Market Value	Unreal G/L On Cost	Unreal G/L Amort Cost	Effective Duration	YTM at Mkt
Asset-Backed Security										
USAOT 2023-A A3 DTD 09/15/2023 5.580% 05/15/2028	90291VAC4	80,000.00	JPM_CHA		100.78	80,625.71	639.71	638.49	1.67	5.37
ALLYA 2023-1 A3 DTD 07/19/2023 5.460% 05/15/2028	02007WAC2	100,000.00	MITSU		100.53	100,528.58	1,247.33	1,192.44	1.63	5.32
BAAT 2023-2A A3 DTD 11/21/2023 5.740% 06/15/2028	06054YAC1	70,000.00	MERRILL		101.25	70,875.53	876.80	876.73	1.95	5.41
HAROT 2023-4 A3 DTD 11/08/2023 5.670% 06/21/2028	438123AC5	15,000.00	JPM_CHA		101.09	15,163.16	165.80	165.64	2.01	5.39
TAOT 2023-D A3 DTD 11/14/2023 5.540% 08/15/2028	89239FAD4	20,000.00	JPM_CHA		101.00	20,200.78	202.94	202.82	2.11	5.29
HAROT 2024-1 A3 DTD 02/21/2024 5.210% 08/15/2028	437918AC9	55,000.00	MITSU		100.04	55,024.06	26.45	26.44	2.09	5.20
FITAT 2023-1 A3 DTD 08/23/2023 5.530% 08/15/2028	31680EAD3	70,000.00	JPM_CHA		100.16	70,115.41	119.75	119.29	1.84	5.49
CHAIT 2023-A1 A DTD 09/15/2023 5.160% 09/15/2028	161571HT4	100,000.00	JPM_CHA		100.44	100,437.70	465.42	463.16	2.31	5.05
TAOT 2024-A A3 DTD 01/30/2024 4.830% 10/16/2028	89238DAD0	20,000.00	MERRILL		99.36	19,872.50	(123.50)	(123.57)	2.18	4.98
HART 2023-C A3 DTD 11/13/2023 5.540% 10/16/2028	44918CAD4	30,000.00	BNP_PAR		100.95	30,284.14	288.08	287.87	2.12	5.31
MBART 2023-2 A3 DTD 10/25/2023 5.950% 11/15/2028	58769FAC9	30,000.00	MERRILL		101.89	30,567.24	569.80	569.65	2.06	5.49
GMCAR 2024-1 A3 DTD 01/17/2024 4.850% 12/18/2028	36268GAD7	10,000.00	BARCLAY		99.64	9,964.06	(33.93)	(33.97)	2.19	4.93
WOART 2024-A A3 DTD 02/14/2024 4.860% 03/15/2029	98164RAD8	50,000.00	MIZUHO		99.42	49,709.77	(283.64)	(283.69)	2.32	4.99
CNH 2024-A A3 DTD 01/24/2024 4.770% 06/15/2029	18978FAC0	20,000.00	MERRILL		99.36	19,871.13	(124.14)	(124.22)	2.45	4.91
Security Type Sub-Total		1,912,140.62				1,896,696.38	(14,488.16)	(14,603.50)	1.35	4.49
Managed Account Sub-Total		9,326,028.88				9,222,747.35	(97,267.29)	(97,545.09)	1.76	4.64

Managed Account Fair Market Value & Analytics

For the Month Ending **February 29, 2024**

CITY OF DORAL STORM WATER PORTFOLIO - [REDACTED]						
Securities Sub-Total	\$9,326,028.88	\$9,222,747.35	(\$97,267.29)	(\$97,545.09)	1.76	4.64%
Accrued Interest		\$60,951.70				
Total Investments		\$9,283,699.05				

Managed Account Security Transactions & Interest

For the Month Ending **February 29, 2024**

CITY OF DORAL STORM WATER PORTFOLIO - [REDACTED]

Transaction Type		Security Description	CUSIP	Par	Principal Proceeds	Accrued Interest	Total	Realized G/L Cost	Realized G/L Amort Cost	Sale Method
Trade	Settle									
BUY										
01/24/24	02/05/24	NATIONAL RURAL UTIL COOP CORP NOTES (CAL DTD 02/05/2024 4.800% 02/05/2027	63743HFM9	70,000.00	(69,979.00)	0.00	(69,979.00)			
02/01/24	02/05/24	US TREASURY N/B NOTES DTD 01/15/2024 4.000% 01/15/2027	91282CJT9	275,000.00	(275,268.55)	(634.62)	(275,903.17)			
02/05/24	02/08/24	TEXAS INSTRUMENTS CORP NOTES (CALLABLE) DTD 02/08/2024 4.600% 02/08/2027	882508CE2	45,000.00	(44,971.20)	0.00	(44,971.20)			
02/06/24	02/14/24	WOART 2024-A A3 DTD 02/14/2024 4.860% 03/15/2029	98164RAD8	50,000.00	(49,993.41)	0.00	(49,993.41)			
02/07/24	02/09/24	ELI LILLY & CO CORPORATE NOTES DTD 02/09/2024 4.500% 02/09/2027	532457CJ5	45,000.00	(44,976.15)	0.00	(44,976.15)			
02/13/24	02/21/24	HAROT 2024-1 A3 DTD 02/21/2024 5.210% 08/15/2028	437918AC9	55,000.00	(54,997.61)	0.00	(54,997.61)			
02/14/24	02/22/24	BRISTOL-MYERS SQUIBB CORP NOTES (CALLABL DTD 02/22/2024 4.900% 02/22/2027	110122EE4	15,000.00	(14,983.80)	0.00	(14,983.80)			
02/21/24	02/26/24	CISCO SYSTEMS INC CORPORATE NOTES (CALLA DTD 02/26/2024 4.800% 02/26/2027	17275RBO4	45,000.00	(44,941.50)	0.00	(44,941.50)			
02/21/24	02/26/24	ASTRAZENECA FINANCE LLC CORP NOTES (CALL DTD 02/26/2024 4.800% 02/26/2027	04636NAK9	30,000.00	(29,949.60)	0.00	(29,949.60)			
Transaction Type Sub-Total				630,000.00	(630,060.82)	(634.62)	(630,695.44)			

INTEREST										
02/01/24	02/01/24	Government National Mortgage Association DTD 01/30/2020 2.250% 12/01/2069	38380LV67	44,641.10	0.00	83.70	83.70			
02/01/24	02/01/24	BB&T CORPORATION CORP BONDS DTD 07/29/2019 2.500% 08/01/2024	05531FBH5	65,000.00	0.00	812.50	812.50			
02/01/24	02/01/24	MONEY MARKET FUND	MONEY0002	0.00	0.00	381.22	381.22			

Managed Account Security Transactions & Interest

For the Month Ending **February 29, 2024**

CITY OF DORAL STORM WATER PORTFOLIO - [REDACTED]

Transaction Type		Security Description	CUSIP	Par	Principal Proceeds	Accrued Interest	Total	Realized G/L Cost	Realized G/L Amort Cost	Sale Method
Trade	Settle									
INTEREST										
02/01/24	02/01/24	Government National Mortgage Association DTD 09/30/2014 3.000% 09/01/2064	38375UPV6	33,741.61	0.00	84.35	84.35			
02/01/24	02/01/24	Government National Mortgage Association DTD 07/30/2019 2.500% 01/01/2069	38380LXE8	43,253.90	0.00	90.11	90.11			
02/01/24	02/15/24	GINNIE MAE I POOL 646043 DTD 10/01/2007 6.500% 10/01/2037	36292DWC2	22,050.86	0.00	119.44	119.44			
02/01/24	02/15/24	FHLMC SERIES 3842 PH DTD 04/01/2011 4.000% 04/01/2041	3137A9OP4	8,164.99	0.00	27.22	27.22			
02/01/24	02/25/24	FANNIE MAE POOL FM4174 DTD 09/01/2020 3.000% 11/01/2032	3140X7T82	40,847.18	0.00	102.12	102.12			
02/01/24	02/25/24	FHLMC MULTIFAMILY STRUCTURED POOL DTD 11/01/2017 3.064% 08/01/2024	3137FBTA4	76,226.87	0.00	194.63	194.63			
02/01/24	02/25/24	FHMS K736 A2 DTD 09/01/2019 2.282% 07/01/2026	3137FNWX4	50,000.00	0.00	95.08	95.08			
02/01/24	02/25/24	FN BM4614 DTD 10/01/2018 3.000% 03/01/2033	3140J9DU2	19,941.45	0.00	49.85	49.85			
02/06/24	02/06/24	STATE STREET CORP (CALLABLE) CORPORATE N DTD 02/07/2022 1.746% 02/06/2026	857477BR3	20,000.00	0.00	174.60	174.60			
02/11/24	02/11/24	BMW US CAPITAL LLC CORPORATE NOTES DTD 08/11/2023 5.300% 08/11/2025	05565ECC7	45,000.00	0.00	1,192.50	1,192.50			
02/14/24	02/14/24	TOYOTA MOTOR CREDIT CORP CORPORATE NOTES DTD 08/14/2023 5.000% 08/14/2026	89236TKX2	35,000.00	0.00	875.00	875.00			
02/14/24	02/14/24	3M COMPANY (CALLABLE) CORP NOTES DTD 08/26/2019 2.000% 02/14/2025	88579YBH3	60,000.00	0.00	600.00	600.00			
02/15/24	02/15/24	FORDO 2023-A A3 DTD 03/31/2023 4.650% 02/15/2028	344928AD8	25,000.00	0.00	96.88	96.88			
02/15/24	02/15/24	US TREASURY NOTES DTD 08/15/2023 4.375% 08/15/2026	91282CHU8	350,000.00	0.00	7,656.25	7,656.25			

Managed Account Security Transactions & Interest

For the Month Ending **February 29, 2024**

CITY OF DORAL STORM WATER PORTFOLIO - [REDACTED]

Transaction Type		Security Description	CUSIP	Par	Principal Proceeds	Accrued Interest	Total	Realized G/L Cost	Realized G/L Amort Cost	Sale Method
Trade	Settle									
INTEREST										
02/15/24	02/15/24	HART 2023-B A3 DTD 07/19/2023 5.480% 04/17/2028	44933XAD9	20,000.00	0.00	91.33	91.33			
02/15/24	02/15/24	MBART 2023-2 A3 DTD 10/25/2023 5.950% 11/15/2028	58769FAC9	30,000.00	0.00	148.75	148.75			
02/15/24	02/15/24	DCENT 2022-A3 A3 DTD 08/09/2022 3.560% 07/15/2027	254683CW3	55,000.00	0.00	163.17	163.17			
02/15/24	02/15/24	DTRT 2022-1 A3 DTD 10/19/2022 5.230% 02/17/2026	233869AC0	40,000.00	0.00	174.33	174.33			
02/15/24	02/15/24	CARMX 2022-4 A3 DTD 10/31/2022 5.340% 08/16/2027	14318UAD3	70,000.00	0.00	311.50	311.50			
02/15/24	02/15/24	HAROT 2022-1 A3 DTD 02/23/2022 1.880% 05/15/2026	43815BAC4	41,159.49	0.00	64.48	64.48			
02/15/24	02/15/24	CARMX 2021-1 A3 DTD 01/27/2021 0.340% 12/15/2025	14316NAC3	22,658.83	0.00	6.42	6.42			
02/15/24	02/15/24	CNH 2021-C A3 DTD 10/27/2021 0.810% 12/15/2026	12598LAC0	17,905.04	0.00	12.09	12.09			
02/15/24	02/15/24	JDOT 2022-A A3 DTD 03/16/2022 2.320% 09/16/2026	47787JAC2	27,679.90	0.00	53.51	53.51			
02/15/24	02/15/24	COPAR 2022-1 A3 DTD 05/04/2022 3.170% 04/15/2027	14043OAC6	25,000.00	0.00	66.04	66.04			
02/15/24	02/15/24	DCENT 2022-A2 A DTD 05/26/2022 3.320% 05/17/2027	254683CS2	60,000.00	0.00	166.00	166.00			
02/15/24	02/15/24	BAAT 2023-2A A3 DTD 11/21/2023 5.740% 06/15/2028	06054YAC1	70,000.00	0.00	334.83	334.83			
02/15/24	02/15/24	MBART 2022-1 A3 DTD 11/22/2022 5.210% 08/16/2027	58768PAC8	75,000.00	0.00	325.63	325.63			
02/15/24	02/15/24	FORDO 2022-A A3 DTD 01/24/2022 1.290% 06/15/2026	345286AC2	17,441.20	0.00	18.75	18.75			
02/15/24	02/15/24	ALLYA 2022-1 A3 DTD 05/18/2022 3.310% 11/15/2026	02008JAC0	49,452.87	0.00	136.41	136.41			
02/15/24	02/15/24	COPAR 2022-2 A3 DTD 08/10/2022 3.660% 05/17/2027	14043GAD6	25,000.00	0.00	76.25	76.25			
02/15/24	02/15/24	NAROT 2023-B A3 DTD 10/25/2023 5.930% 03/15/2028	65480MAD5	20,000.00	0.00	98.83	98.83			

Managed Account Security Transactions & Interest

For the Month Ending **February 29, 2024**

CITY OF DORAL STORM WATER PORTFOLIO - [REDACTED]

Transaction Type		Security Description	CUSIP	Par	Principal Proceeds	Accrued Interest	Total	Realized G/L Cost	Realized G/L Amort Cost	Sale Method
Trade	Settle									
INTEREST										
02/15/24	02/15/24	TAOT 2024-A A3 DTD 01/30/2024 4.830% 10/16/2028	89238DAD0	20,000.00	0.00	40.25	40.25			
02/15/24	02/15/24	HART 2022-A A3 DTD 03/16/2022 2.220% 10/15/2026	448977AD0	45,644.76	0.00	84.44	84.44			
02/15/24	02/15/24	HDMOT 2022-A A3 DTD 04/20/2022 3.060% 02/15/2027	41284YAD8	28,445.05	0.00	72.53	72.53			
02/15/24	02/15/24	HAROT 2023-2 A3 DTD 05/30/2023 4.930% 11/15/2027	437927AC0	30,000.00	0.00	123.25	123.25			
02/15/24	02/15/24	TAOT 2023-D A3 DTD 11/14/2023 5.540% 08/15/2028	89239FAD4	20,000.00	0.00	92.33	92.33			
02/15/24	02/15/24	FITAT 2023-1 A3 DTD 08/23/2023 5.530% 08/15/2028	31680EAD3	70,000.00	0.00	322.58	322.58			
02/15/24	02/15/24	COMET 2021-A3 A3 DTD 11/30/2021 1.040% 11/15/2026	14041NFY2	45,000.00	0.00	39.00	39.00			
02/15/24	02/15/24	USAOT 2023-A A3 DTD 09/15/2023 5.580% 05/15/2028	90291VAC4	80,000.00	0.00	372.00	372.00			
02/15/24	02/15/24	US TREASURY NOTES DTD 02/15/2023 4.000% 02/15/2026	91282CGL9	335,000.00	0.00	6,700.00	6,700.00			
02/15/24	02/15/24	CNH 2024-A A3 DTD 01/24/2024 4.770% 06/15/2029	18978FAC0	20,000.00	0.00	55.65	55.65			
02/15/24	02/15/24	TAOT 2023-B A3 DTD 05/23/2023 4.710% 02/15/2028	891941AD8	35,000.00	0.00	137.38	137.38			
02/15/24	02/15/24	HART 2023-C A3 DTD 11/13/2023 5.540% 10/16/2028	44918CAD4	30,000.00	0.00	138.50	138.50			
02/15/24	02/15/24	JDOT 2022-C A3 DTD 10/19/2022 5.090% 06/15/2027	47800BAC2	50,000.00	0.00	212.08	212.08			
02/15/24	02/15/24	BAAT 2023-1A A3 DTD 07/31/2023 5.530% 02/15/2028	06428AAC2	35,000.00	0.00	161.29	161.29			
02/15/24	02/15/24	BACCT 2022-A1 A1 DTD 06/16/2022 3.530% 11/15/2027	05522RDE5	20,000.00	0.00	58.83	58.83			
02/15/24	02/15/24	COMET 2022-A1 A1 DTD 03/30/2022 2.800% 03/15/2027	14041NFZ9	70,000.00	0.00	163.33	163.33			
02/15/24	02/15/24	COMET 2022-A2 A DTD 06/14/2022 3.490% 05/15/2027	14041NGA3	65,000.00	0.00	189.04	189.04			

Managed Account Security Transactions & Interest

For the Month Ending **February 29, 2024**

CITY OF DORAL STORM WATER PORTFOLIO - [REDACTED]

Transaction Type		Security Description	CUSIP	Par	Principal Proceeds	Accrued Interest	Total	Realized G/L Cost	Realized G/L Amort Cost	Sale Method
Trade	Settle									
INTEREST										
02/15/24	02/15/24	CHAIT 2023-A1 A DTD 09/15/2023 5.160% 09/15/2028	161571HT4	100,000.00	0.00	430.00	430.00			
02/15/24	02/15/24	TAOT 2022-C A3 DTD 08/16/2022 3.760% 04/15/2027	89231CAD9	20,000.00	0.00	62.67	62.67			
02/15/24	02/15/24	ALLYA 2023-1 A3 DTD 07/19/2023 5.460% 05/15/2028	02007WAC2	100,000.00	0.00	455.00	455.00			
02/15/24	02/15/24	CARMX 2022-2 A3 DTD 04/28/2022 3.490% 02/16/2027	14317HAC5	32,641.26	0.00	94.93	94.93			
02/15/24	02/15/24	CNH 2022-A A3 DTD 03/31/2022 2.940% 07/15/2027	12660DAC1	25,000.00	0.00	61.25	61.25			
02/15/24	02/15/24	US TREASURY NOTES DTD 08/15/2022 3.125% 08/15/2025	91282CFE6	250,000.00	0.00	3,906.25	3,906.25			
02/15/24	02/15/24	CARMX 2021-4 A3 DTD 09/22/2021 0.560% 09/15/2026	14317JAD9	15,902.57	0.00	7.42	7.42			
02/15/24	02/15/24	CARMX 2021-3 A3 DTD 07/28/2021 0.550% 06/15/2026	14317DAC4	29,858.45	0.00	13.69	13.69			
02/16/24	02/16/24	GMCAR 2023-2 A3 DTD 04/12/2023 4.470% 02/16/2028	362583AD8	25,000.00	0.00	93.13	93.13			
02/16/24	02/16/24	GMCAR 2022-1 A3 DTD 01/19/2022 1.260% 11/16/2026	380146AC4	15,687.44	0.00	16.47	16.47			
02/16/24	02/16/24	GMCAR 2022-2 A3 DTD 04/13/2022 3.100% 02/16/2027	362585AC5	20,000.00	0.00	51.67	51.67			
02/16/24	02/16/24	GMCAR 2024-1 A3 DTD 01/17/2024 4.850% 12/18/2028	36268GAD7	10,000.00	0.00	39.07	39.07			
02/18/24	02/18/24	HAROT 2021-3 A3 DTD 08/25/2021 0.410% 11/18/2025	43815EAC8	18,748.54	0.00	6.41	6.41			
02/18/24	02/18/24	TOYOTA MOTOR CREDIT CORP CORPORATE NOTES DTD 08/18/2022 3.650% 08/18/2025	89236TKF1	30,000.00	0.00	547.50	547.50			
02/21/24	02/21/24	HAROT 2023-4 A3 DTD 11/08/2023 5.670% 06/21/2028	438123AC5	15,000.00	0.00	70.88	70.88			
02/21/24	02/21/24	HAROT 2021-4 A3 DTD 11/24/2021 0.880% 01/21/2026	43815GAC3	16,114.73	0.00	11.82	11.82			

Managed Account Security Transactions & Interest

For the Month Ending **February 29, 2024**

CITY OF DORAL STORM WATER PORTFOLIO - [REDACTED]

Transaction Type	Trade	Settle	Security Description	CUSIP	Par	Principal Proceeds	Accrued Interest	Total	Realized G/L Cost	Realized G/L Amort Cost	Sale Method
INTEREST											
	02/25/24	02/25/24	BMWOT 2023-A A3 DTD 07/18/2023 5.470% 02/25/2028	05592XAD2	15,000.00	0.00	68.38	68.38			
	02/25/24	02/25/24	BMWOT 2022-A A3 DTD 05/18/2022 3.210% 08/25/2026	05602RAD3	22,862.34	0.00	61.16	61.16			
	02/28/24	02/28/24	PACIFIC LIFE GF II NOTES DTD 08/30/2023 5.500% 08/28/2026	6944PL2W8	15,000.00	0.00	407.92	407.92			

Transaction Type Sub-Total **3,381,070.43** **0.00** **30,251.87** **30,251.87**

PAYDOWNS											
	02/01/24	02/01/24	Government National Mortgage Association DTD 09/30/2014 3.000% 09/01/2064	38375UPV6	4,244.11	4,244.11	0.00	4,244.11	(261.81)	0.00	
	02/01/24	02/01/24	Government National Mortgage Association DTD 01/30/2020 2.250% 12/01/2069	38380LV67	829.89	829.89	0.00	829.89	(3.60)	0.00	
	02/01/24	02/01/24	Government National Mortgage Association DTD 07/30/2019 2.500% 01/01/2069	38380LXE8	2,881.84	2,881.84	0.00	2,881.84	(15.20)	0.00	
	02/01/24	02/15/24	GINNIE MAE I POOL 646043 DTD 10/01/2007 6.500% 10/01/2037	36292DWC2	79.96	79.96	0.00	79.96	0.00	0.00	
	02/01/24	02/15/24	FHLMC SERIES 3842 PH DTD 04/01/2011 4.000% 04/01/2041	3137A9OP4	114.64	114.64	0.00	114.64	(8.34)	0.00	
	02/01/24	02/25/24	FN BM4614 DTD 10/01/2018 3.000% 03/01/2033	3140J9DU2	392.63	392.63	0.00	392.63	(25.77)	0.00	
	02/01/24	02/25/24	FANNIE MAE POOL FM4174 DTD 09/01/2020 3.000% 11/01/2032	3140X7T82	1,309.65	1,309.65	0.00	1,309.65	(79.19)	0.00	
	02/01/24	02/25/24	FHLMC MULTIFAMILY STRUCTURED POOL DTD 11/01/2017 3.064% 08/01/2024	3137FBTA4	126.98	126.98	0.00	126.98	(0.17)	0.00	
	02/15/24	02/15/24	HART 2022-A A3 DTD 03/16/2022 2.220% 10/15/2026	448977AD0	2,838.13	2,838.13	0.00	2,838.13	0.11	0.00	
	02/15/24	02/15/24	CNH 2021-C A3 DTD 10/27/2021 0.810% 12/15/2026	12598LAC0	1,050.18	1,050.18	0.00	1,050.18	0.12	0.00	

Managed Account Security Transactions & Interest

For the Month Ending **February 29, 2024**

CITY OF DORAL STORM WATER PORTFOLIO - [REDACTED]

Transaction Type	Trade	Settle	Security Description	CUSIP	Par	Principal Proceeds	Accrued Interest	Total	Realized G/L Cost	Realized G/L Amort Cost	Sale Method
PAYDOWNS											
	02/15/24	02/15/24	JDOT 2022-A A3 DTD 03/16/2022 2.320% 09/16/2026	47787JAC2	2,100.33	2,100.33	0.00	2,100.33	0.46	0.00	
	02/15/24	02/15/24	CNH 2022-A A3 DTD 03/31/2022 2.940% 07/15/2027	12660DAC1	522.83	522.83	0.00	522.83	0.04	0.00	
	02/15/24	02/15/24	ALLYA 2022-1 A3 DTD 05/18/2022 3.310% 11/15/2026	02008JAC0	3,208.42	3,208.42	0.00	3,208.42	0.62	0.00	
	02/15/24	02/15/24	HAROT 2022-1 A3 DTD 02/23/2022 1.880% 05/15/2026	43815BAC4	2,746.23	2,746.23	0.00	2,746.23	0.41	0.00	
	02/15/24	02/15/24	CARMX 2021-4 A3 DTD 09/22/2021 0.560% 09/15/2026	14317JAD9	1,016.74	1,016.74	0.00	1,016.74	0.12	0.00	
	02/15/24	02/15/24	FORDO 2022-A A3 DTD 01/24/2022 1.290% 06/15/2026	345286AC2	1,281.45	1,281.45	0.00	1,281.45	0.15	0.00	
	02/15/24	02/15/24	HDMOT 2022-A A3 DTD 04/20/2022 3.060% 02/15/2027	41284YAD8	1,603.55	1,603.55	0.00	1,603.55	0.27	0.00	
	02/15/24	02/15/24	CARMX 2021-3 A3 DTD 07/28/2021 0.550% 06/15/2026	14317DAC4	2,227.81	2,227.81	0.00	2,227.81	0.37	0.00	
	02/15/24	02/15/24	CARMX 2021-1 A3 DTD 01/27/2021 0.340% 12/15/2025	14316NAC3	3,193.48	3,193.48	0.00	3,193.48	0.63	0.00	
	02/15/24	02/15/24	CARMX 2022-2 A3 DTD 04/28/2022 3.490% 02/16/2027	14317HAC5	1,830.48	1,830.48	0.00	1,830.48	0.28	0.00	
	02/16/24	02/16/24	GMCAR 2022-2 A3 DTD 04/13/2022 3.100% 02/16/2027	362585AC5	734.20	734.20	0.00	734.20	0.15	0.00	
	02/16/24	02/16/24	GMCAR 2022-1 A3 DTD 01/19/2022 1.260% 11/16/2026	380146AC4	979.70	979.70	0.00	979.70	0.08	0.00	
	02/18/24	02/18/24	HAROT 2021-3 A3 DTD 08/25/2021 0.410% 11/18/2025	43815EAC8	1,873.61	1,873.61	0.00	1,873.61	0.03	0.00	
	02/21/24	02/21/24	HAROT 2021-4 A3 DTD 11/24/2021 0.880% 01/21/2026	43815GAC3	1,293.04	1,293.04	0.00	1,293.04	0.27	0.00	
	02/25/24	02/25/24	BMWOT 2022-A A3 DTD 05/18/2022 3.210% 08/25/2026	05602RAD3	1,561.67	1,561.67	0.00	1,561.67	0.08	0.00	
Transaction Type Sub-Total					40,041.55	40,041.55	0.00	40,041.55	(389.89)	0.00	

SELL

Managed Account Security Transactions & Interest

For the Month Ending **February 29, 2024**

CITY OF DORAL STORM WATER PORTFOLIO - [REDACTED]

Transaction Type		Security Description	CUSIP	Par	Principal Proceeds	Accrued Interest	Total	Realized G/L Cost	Realized G/L Amort Cost	Sale Method
Trade	Settle									
SELL										
02/01/24	02/05/24	BMW US CAPITAL LLC CORP NOTES DTD 04/01/2022 3.250% 04/01/2025	05565EBZ7	25,000.00	24,572.00	279.86	24,851.86	(404.50)	(418.97)	FIFO
02/01/24	02/05/24	US TREASURY NOTES DTD 06/15/2022 2.875% 06/15/2025	91282CEU1	190,000.00	186,118.36	776.09	186,894.45	(3,911.33)	(3,895.34)	FIFO
02/01/24	02/05/24	AMERICAN HONDA FINANCE CORPORATE NOTES DTD 01/13/2022 1.500% 01/13/2025	02665WEA5	35,000.00	33,891.55	32.08	33,923.63	(1,080.80)	(1,099.80)	FIFO
02/06/24	02/08/24	US TREASURY NOTES DTD 10/15/2023 4.625% 10/15/2026	91282CJC6	45,000.00	45,391.99	659.63	46,051.62	451.76	447.00	FIFO
02/07/24	02/09/24	US TREASURY NOTES DTD 10/15/2023 4.625% 10/15/2026	91282CJC6	45,000.00	45,416.60	665.32	46,081.92	476.36	471.55	FIFO
02/08/24	02/14/24	US TREASURY NOTES DTD 08/15/2023 4.375% 08/15/2026	91282CHU8	50,000.00	50,085.94	1,087.81	51,173.75	562.50	492.96	FIFO
02/21/24	02/26/24	US TREASURY NOTES DTD 10/15/2023 4.625% 10/15/2026	91282CJC6	30,000.00	30,105.47	507.99	30,613.46	145.31	141.51	FIFO
02/23/24	02/26/24	US TREASURY NOTES DTD 10/15/2023 4.625% 10/15/2026	91282CJC6	45,000.00	45,121.29	761.99	45,883.28	181.06	175.35	FIFO
Transaction Type Sub-Total				465,000.00	460,703.20	4,770.77	465,473.97	(3,579.64)	(3,685.74)	
Managed Account Sub-Total					(129,316.07)	34,388.02	(94,928.05)	(3,969.53)	(3,685.74)	
Total Security Transactions					(129,316.07)	\$34,388.02	(\$94,928.05)	(\$3,969.53)	(\$3,685.74)	

Managed Account Summary Statement

For the Month Ending **February 29, 2024**

CITY OF DORAL TRANSPORTATION - [REDACTED]

Transaction Summary - Managed Account

Opening Market Value	\$11,888,005.25
Maturities/Calls	(93,724.74)
Principal Dispositions	(582,170.41)
Principal Acquisitions	755,165.31
Unsettled Trades	0.00
Change in Current Value	(78,089.05)
Closing Market Value	\$11,889,186.36

Cash Transactions Summary - Managed Account

Maturities/Calls	55,506.83
Sale Proceeds	588,049.85
Coupon/Interest/Dividend Income	36,797.81
Principal Payments	38,724.74
Security Purchases	(846,072.93)
Net Cash Contribution	0.00
Reconciling Transactions	0.00

Earnings Reconciliation (Cash Basis) - Managed Account

Interest/Dividends/Coupons Received	43,184.08
Less Purchased Interest Related to Interest/Coupons	(934.62)
Plus Net Realized Gains/Losses	(6,130.08)
Total Cash Basis Earnings	\$36,119.38

Cash Balance

Closing Cash Balance	\$32,671.90
-----------------------------	--------------------

Earnings Reconciliation (Accrual Basis)

	Total
Ending Amortized Value of Securities	12,005,396.26
Ending Accrued Interest	81,369.66
Plus Proceeds from Sales	588,049.85
Plus Proceeds of Maturities/Calls/Principal Payments	94,231.57
Plus Coupons/Dividends Received	36,797.81
Less Cost of New Purchases	(756,099.93)
Less Beginning Amortized Value of Securities	(11,932,299.01)
Less Beginning Accrued Interest	(85,090.03)
Total Accrual Basis Earnings	\$32,356.18

Portfolio Summary and Statistics

For the Month Ending **February 29, 2024**

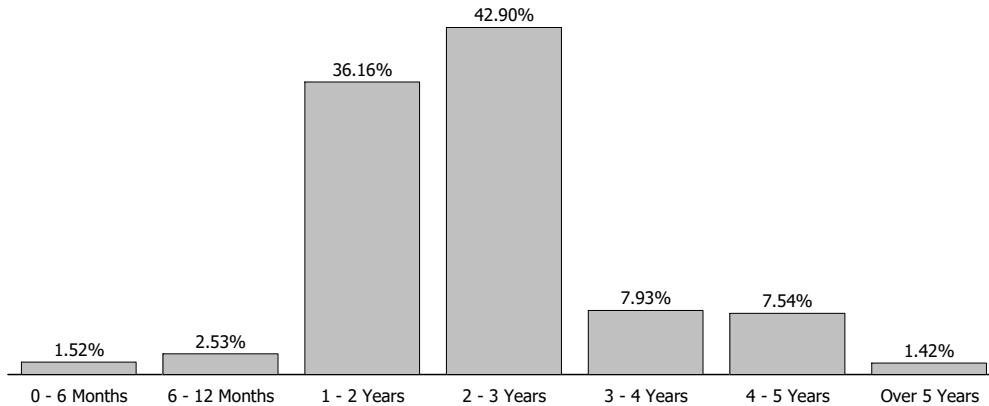
CITY OF DORAL TRANSPORTATION - [REDACTED]

Account Summary

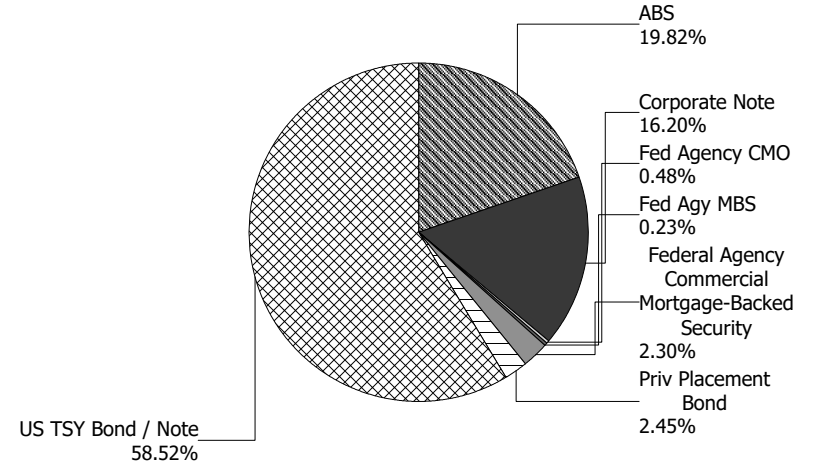
Description	Par Value	Market Value	Percent
U.S. Treasury Bond / Note	7,040,000.00	6,956,211.81	58.52
Federal Agency Mortgage-Backed Security	28,774.37	27,631.65	0.23
Federal Agency Commercial Mortgage-Backed Security	281,599.97	273,470.41	2.30
Federal Agency Collateralized Mortgage Obligation	58,947.35	57,205.70	0.48
Corporate Note	2,240,000.00	2,217,798.11	18.65
Asset-Backed Security	2,373,843.34	2,356,868.68	19.82
Managed Account Sub-Total	12,023,165.03	11,889,186.36	100.00%
Accrued Interest		81,369.66	
Total Portfolio	12,023,165.03	11,970,556.02	

Unsettled Trades **0.00** **0.00**

Maturity Distribution



Sector Allocation



Characteristics

Yield to Maturity at Cost	4.03%
Yield to Maturity at Market	4.68%
Weighted Average Days to Maturity	937

Managed Account Issuer Summary

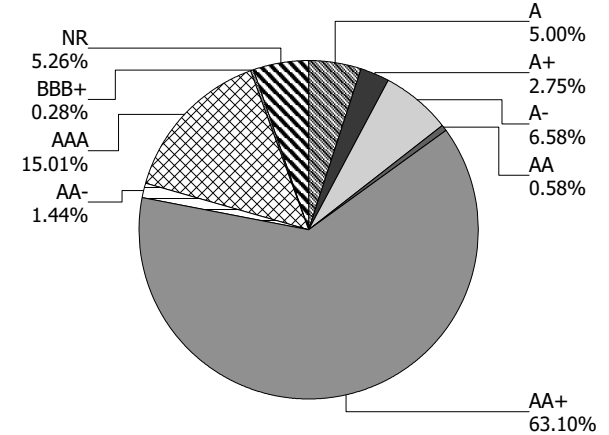
For the Month Ending **February 29, 2024**

CITY OF DORAL TRANSPORTATION - [REDACTED]

Issuer Summary

Issuer	Market Value of Holdings	Percent
3M COMPANY	33,747.28	0.28
ALLY AUTO RECEIVABLES TRUST	182,795.93	1.54
AMERICAN EXPRESS CO	100,685.02	0.85
AMERICAN HONDA FINANCE	85,671.76	0.72
ASTRAZENECA PLC	39,933.32	0.34
BANK OF AMERICA CO	282,605.03	2.38
BANK OF MONTREAL	60,625.38	0.51
BMW FINANCIAL SERVICES NA LLC	60,149.40	0.51
BMW VEHICLE OWNER TRUST	45,236.74	0.38
BRISTOL-MYERS SQUIBB CO	14,999.76	0.13
CANADIAN IMPERIAL BANK OF COMMERCE	45,752.40	0.38
CAPITAL ONE FINANCIAL CORP	258,870.34	2.18
CARMAX AUTO OWNER TRUST	165,176.97	1.39
CATERPILLAR INC	84,757.41	0.71
CHASE ISSURANCE	100,437.70	0.84
CINTAS CORPORATION NO. 2	24,472.93	0.21
CISCO SYSTEMS INC	54,993.35	0.46
CNH EQUIPMENT TRUST	68,112.57	0.57
COLGATE-PALMOLIVE COMPANY	25,024.35	0.21
Daimler Trucks Retail Trust	49,777.94	0.42
DEERE & COMPANY	19,536.20	0.16
DISCOVER FINANCIAL SERVICES	151,544.94	1.27
ELI LILLY & CO	54,690.08	0.46
FANNIE MAE	27,631.65	0.23
FIFTH THIRD AUTO TRUST	70,115.41	0.59
FORD CREDIT AUTO OWNER TRUST	48,621.80	0.41
FREDDIE MAC	273,470.41	2.30
GM FINANCIAL CONSUMER AUTOMOBILE TRUST	85,849.76	0.72
GOVERNMENT NATIONAL MORTGAGE ASSOCIATION	57,205.70	0.48
HARLEY-DAVIDSON MOTORCYCLE TRUST	33,921.74	0.29
HOME DEPOT INC	39,576.33	0.33
HONDA AUTO RECEIVABLES	192,787.94	1.62

Credit Quality (S&P Ratings)



Managed Account Issuer Summary

For the Month Ending **February 29, 2024**

CITY OF DORAL TRANSPORTATION - [REDACTED]

Issuer	Market Value of Holdings	Percent
HYUNDAI AUTO RECEIVABLES	114,852.30	0.97
JOHN DEERE OWNER TRUST	101,861.46	0.86
JP MORGAN CHASE & CO	166,329.11	1.40
LINDE PLC	84,599.06	0.71
LOCKHEED MARTIN CORP	19,958.70	0.17
MERCEDES-BENZ AUTO RECEIVABLES	135,564.08	1.14
MICROSOFT CORP	53,469.90	0.45
MORGAN STANLEY	54,041.68	0.45
NATIONAL RURAL UTILITIES CO FINANCE CORP	99,194.77	0.83
NEW YORK LIFE INSURANCE COMPANY	188,183.81	1.58
NISSAN AUTO RECEIVABLES	25,377.00	0.21
PACCAR FINANCIAL CORP	19,408.04	0.16
PACIFIC LIFE	15,110.91	0.13
PEPSICO INC	25,171.33	0.21
PNC FINANCIAL SERVICES GROUP	24,962.40	0.21
PRINCIPAL FINANCIAL GROUP INC	88,327.77	0.74
STATE STREET CORPORATION	153,791.22	1.29
TEXAS INSTRUMENTS INC	54,823.29	0.46
THE BANK OF NEW YORK MELLON CORPORATION	96,998.60	0.82
TOYOTA MOTOR CORP	203,505.15	1.71
TRUIST FIN CORP	83,892.62	0.71
UNITED STATES TREASURY	6,956,211.81	58.52
USAA AUTO OWNER TRUST	80,625.71	0.68
WAL-MART STORES INC	68,914.60	0.58
WESTPAC BANKING CORP	75,581.78	0.64
WORLD OMNI AUTO REC TRUST	59,651.72	0.50
Total	\$11,889,186.36	100.00%

Managed Account Detail of Securities Held

For the Month Ending **February 29, 2024**

CITY OF DORAL TRANSPORTATION - [REDACTED]											
Security Type/Description	CUSIP	Par	S&P Rating	Moody's Rating	Trade Date	Settle Date	Original Cost	YTM at Cost	Accrued Interest	Amortized Cost	Market Value
Dated Date/Coupon/Maturity											
U.S. Treasury Bond / Note											
US TREASURY NOTES DTD 06/15/2022 2.875% 06/15/2025	91282CEU1	580,000.00	AA+	Aaa	07/01/22	07/06/22	580,135.94	2.87	3,508.13	580,059.56	565,318.75
US TREASURY NOTES DTD 07/15/2022 3.000% 07/15/2025	91282CEY3	600,000.00	AA+	Aaa	08/03/22	08/05/22	598,804.69	3.07	2,274.73	599,442.93	585,281.28
US TREASURY NOTES DTD 08/15/2022 3.125% 08/15/2025	91282CFE6	300,000.00	AA+	Aaa	09/01/22	09/06/22	296,496.09	3.55	386.33	298,264.36	292,875.00
US TREASURY NOTES DTD 10/15/2022 4.250% 10/15/2025	91282CFP1	330,000.00	AA+	Aaa	11/02/22	11/04/22	327,834.38	4.49	5,288.11	328,806.49	327,318.75
US TREASURY NOTES DTD 11/15/2022 4.500% 11/15/2025	91282CFW6	340,000.00	AA+	Aaa	12/05/22	12/07/22	343,492.97	4.12	4,497.53	342,029.44	338,671.89
US TREASURY NOTES DTD 12/15/2022 4.000% 12/15/2025	91282CGA3	365,000.00	AA+	Aaa	01/05/23	01/06/23	363,146.48	4.18	3,071.58	363,871.32	360,551.56
US TREASURY NOTES DTD 01/15/2023 3.875% 01/15/2026	91282CGE5	370,000.00	AA+	Aaa	01/30/23	02/01/23	369,089.45	3.96	1,811.88	369,421.94	364,739.04
US TREASURY NOTES DTD 02/15/2023 4.000% 02/15/2026	91282CGL9	85,000.00	AA+	Aaa	04/18/23	04/20/23	85,049.80	3.98	140.11	85,034.55	83,977.35
US TREASURY NOTES DTD 02/15/2023 4.000% 02/15/2026	91282CGL9	420,000.00	AA+	Aaa	03/02/23	03/06/23	412,748.44	4.63	692.31	415,179.09	414,946.89
US TREASURY NOTES DTD 04/15/2023 3.750% 04/15/2026	91282CGV7	560,000.00	AA+	Aaa	05/01/23	05/03/23	558,687.50	3.83	7,918.03	559,056.41	550,550.00
US TREASURY NOTES DTD 05/15/2023 3.625% 05/15/2026	91282CHB0	535,000.00	AA+	Aaa	06/01/23	06/05/23	529,545.51	4.00	5,700.91	530,915.47	524,467.19
US TREASURY NOTES DTD 06/15/2023 4.125% 06/15/2026	91282CHH7	230,000.00	AA+	Aaa	06/28/23	06/29/23	228,409.77	4.38	1,996.00	228,771.32	227,843.75
US TREASURY NOTES DTD 07/15/2023 4.500% 07/15/2026	91282CHM6	455,000.00	AA+	Aaa	08/01/23	08/03/23	454,146.88	4.57	2,587.50	454,314.02	454,644.55
US TREASURY NOTES DTD 08/15/2023 4.375% 08/15/2026	91282CHU8	275,000.00	AA+	Aaa	09/06/23	09/11/23	272,378.91	4.73	495.79	272,800.64	274,097.67

Managed Account Detail of Securities Held

For the Month Ending **February 29, 2024**

CITY OF DORAL TRANSPORTATION - [REDACTED]												
Security Type/Description	Dated Date/Coupon/Maturity	CUSIP	Par	S&P Rating	Moody's Rating	Trade Date	Settle Date	Original Cost	YTM at Cost	Accrued Interest	Amortized Cost	Market Value
U.S. Treasury Bond / Note												
US TREASURY NOTES	DTD 09/15/2023 4.625% 09/15/2026	91282CHY0	80,000.00	AA+	Aaa	10/03/23	10/05/23	79,428.13	4.89	1,707.69	79,502.32	80,225.00
US TREASURY NOTES	DTD 10/15/2023 4.625% 10/15/2026	91282CJC6	90,000.00	AA+	Aaa	11/07/23	11/09/23	89,880.47	4.67	1,569.47	89,892.31	90,295.31
US TREASURY N/B NOTES	DTD 11/15/2023 4.625% 11/15/2026	91282CJK8	385,000.00	AA+	Aaa	12/07/23	12/11/23	388,173.24	4.32	5,234.25	387,945.82	386,443.75
US TREASURY N/B NOTES	DTD 12/15/2023 4.375% 12/15/2026	91282CJP7	635,000.00	AA+	Aaa	01/02/24	01/04/24	639,886.52	4.10	5,844.69	639,642.49	633,710.19
US TREASURY N/B NOTES	DTD 01/15/2024 4.000% 01/15/2027	91282CJT9	405,000.00	AA+	Aaa	02/01/24	02/05/24	405,395.51	3.96	2,047.25	405,386.79	400,253.89
Security Type Sub-Total			7,040,000.00					7,022,730.68	3.99	56,772.29	7,030,337.27	6,956,211.81
Federal Agency Mortgage-Backed Security												
FANNIE MAE POOL FM4174	DTD 09/01/2020 3.000% 11/01/2032	3140X7T82	18,248.09	AA+	Aaa	09/08/20	09/18/20	19,351.52	2.42	45.62	19,037.46	17,658.53
FN BM4614	DTD 10/01/2018 3.000% 03/01/2033	3140J9DU2	10,526.28	AA+	Aaa	08/03/21	08/17/21	11,217.07	2.35	26.32	11,065.11	9,973.12
Security Type Sub-Total			28,774.37					30,568.59	2.40	71.94	30,102.57	27,631.65
Federal Agency Commercial Mortgage-Backed Security												
FHLMC MULTIFAMILY STRUCTURED POOL	DTD 11/01/2017 3.064% 08/01/2024	3137FBTA4	97,238.71	AA+	Aaa	05/25/22	05/31/22	97,367.86	3.00	248.28	97,263.63	96,099.47
FHMS K058 A1	DTD 11/09/2016 2.340% 07/01/2026	3137BSP64	56,466.11	AA+	Aaa	08/28/23	08/31/23	53,572.23	4.26	110.11	54,083.90	54,292.56
FHMS K736 A2	DTD 09/01/2019 2.282% 07/01/2026	3137FNWX4	65,000.00	AA+	Aaa	10/05/23	10/11/23	60,310.35	5.13	123.61	60,980.30	61,481.75
FHMS K082 A1	DTD 10/31/2018 3.920% 05/01/2028	3137FJKD0	62,895.15	AA+	Aaa	08/28/23	08/31/23	60,841.24	4.70	205.46	61,061.69	61,596.63

Managed Account Detail of Securities Held

For the Month Ending **February 29, 2024**

CITY OF DORAL TRANSPORTATION - [REDACTED]											
Security Type/Description			S&P	Moody's	Trade	Settle	Original	YTM	Accrued	Amortized	Market
Dated Date/Coupon/Maturity	CUSIP	Par	Rating	Rating	Date	Date	Cost	at Cost	Interest	Cost	Value
Security Type Sub-Total		281,599.97					272,091.68	4.11	687.46	273,389.52	273,470.41
Federal Agency Collateralized Mortgage Obligation											
Government National Mortgage Association DTD 09/30/2014 3.000% 09/01/2064	38375UPV6	16,855.72	AA+	Aaa	02/01/21	02/04/21	17,895.53	2.76	42.14	17,822.29	16,515.16
Government National Mortgage Association DTD 07/30/2019 2.500% 01/01/2069	38380LXE8	20,186.00	AA+	Aaa	07/12/19	07/30/19	20,284.58	2.48	42.05	20,275.43	19,596.50
Government National Mortgage Association DTD 01/30/2020 2.250% 12/01/2069	38380LV67	21,905.63	AA+	Aaa	01/13/20	01/30/20	22,000.60	2.24	41.07	21,992.82	21,094.04
Security Type Sub-Total		58,947.35					60,180.71	2.47	125.26	60,090.54	57,205.70
Corporate Note											
BB&T CORPORATION CORP BONDS DTD 07/29/2019 2.500% 08/01/2024	05531FBH5	35,000.00	A-	A3	06/17/21	06/21/21	36,942.50	0.69	72.92	35,214.27	34,544.02
BB&T CORPORATION CORP BONDS DTD 07/29/2019 2.500% 08/01/2024	05531FBH5	50,000.00	A-	A3	12/20/21	12/22/21	51,670.00	1.20	104.16	50,220.98	49,348.60
BANK OF NY MELLON CORP (CALLABLE) CORPOR DTD 10/25/2021 0.850% 10/25/2024	06406RAX5	30,000.00	A	A1	10/20/21	10/25/21	29,980.50	0.87	89.25	29,995.77	29,099.58
BANK OF NY MELLON CORP (CALLABLE) CORPOR DTD 10/25/2021 0.850% 10/25/2024	06406RAX5	70,000.00	A	A1	12/21/21	12/23/21	69,428.80	1.14	208.25	69,868.90	67,899.02
NEW YORK LIFE GLOBAL FDG NOTES DTD 10/29/2021 0.900% 10/29/2024	64952WEJ8	35,000.00	AA+	Aaa	10/26/21	10/29/21	34,954.50	0.94	106.75	34,989.95	33,993.86
PACCAR FINANCIAL CORP CORPORATE NOTES DTD 11/08/2021 0.900% 11/08/2024	69371RR57	20,000.00	A+	A1	11/02/21	11/08/21	19,998.80	0.90	56.50	19,999.72	19,408.04
PRINCIPAL LFE GLB FND II NOTES DTD 01/11/2022 1.375% 01/10/2025	74256LET2	55,000.00	A+	A1	01/04/22	01/11/22	54,821.80	1.49	107.14	54,948.74	53,217.62
NEW YORK LIFE GLOBAL FDG NOTES DTD 01/14/2022 1.450% 01/14/2025	64952WEK5	55,000.00	AA+	Aaa	01/11/22	01/14/22	54,940.60	1.49	104.12	54,982.71	53,227.85

Managed Account Detail of Securities Held

For the Month Ending **February 29, 2024**

CITY OF DORAL TRANSPORTATION - [REDACTED]												
Security Type/Description			S&P	Moody's	Trade	Settle	Original	YTM	Accrued	Amortized	Market	
Dated Date/Coupon/Maturity	CUSIP	Par	Rating	Rating	Date	Date	Cost	at Cost	Interest	Cost	Value	
Corporate Note												
NATIONAL RURAL UTIL COOP CORPORATE NOTES DTD 02/07/2022 1.875% 02/07/2025	63743HFC1	10,000.00	A-	A2	01/31/22	02/07/22	9,999.70	1.88	12.50	9,999.91	9,677.71	
3M COMPANY (CALLABLE) CORP NOTES DTD 08/26/2019 2.000% 02/14/2025	88579YBH3	35,000.00	BBB+	A3	09/22/21	09/24/21	36,387.40	0.81	33.06	35,366.37	33,747.28	
JOHN DEERE CAPITAL CORP CORPORATE NOTES DTD 03/07/2022 2.125% 03/07/2025	24422EWB1	5,000.00	A	A1	03/02/22	03/07/22	4,997.85	2.14	51.35	4,999.27	4,848.92	
HOME DEPOT INC (CALLABLE) CORPORATE NOTE DTD 03/28/2022 2.700% 04/15/2025	437076CM2	10,000.00	A	A2	03/24/22	03/28/22	9,982.50	2.76	102.00	9,993.56	9,729.39	
CINTAS CORPORATION NO. 2 CORP NOTE (CALL) DTD 05/03/2022 3.450% 05/01/2025	17252MAP5	25,000.00	A-	A3	04/26/22	05/03/22	24,994.50	3.46	287.50	24,997.86	24,472.93	
JOHN DEERE CAPITAL CORP CORPORATE NOTES DTD 06/06/2022 3.400% 06/06/2025	24422EWF2	15,000.00	A	A1	06/01/22	06/06/22	14,996.55	3.41	120.42	14,998.55	14,687.28	
MORGAN STANLEY CORP NOTES DTD 07/23/2015 4.000% 07/23/2025	6174468C6	55,000.00	A-	A1	05/19/22	05/23/22	55,256.30	3.84	232.22	55,112.75	54,041.68	
BMW US CAPITAL LLC CORPORATE NOTES DTD 08/11/2023 5.300% 08/11/2025	05565ECC7	60,000.00	A	A2	08/08/23	08/11/23	59,996.40	5.30	176.67	59,997.40	60,149.40	
TOYOTA MOTOR CREDIT CORP CORPORATE NOTES DTD 08/18/2022 3.650% 08/18/2025	89236TKF1	40,000.00	A+	A1	08/15/22	08/18/22	39,964.00	3.68	52.72	39,982.43	39,203.68	
WALMART INC CORPORATE NOTES DTD 09/09/2022 3.900% 09/09/2025	931142EW9	45,000.00	AA	Aa2	09/06/22	09/09/22	44,968.50	3.93	838.50	44,983.99	44,308.35	
HOME DEPOT INC NOTES (CALLABLE) DTD 09/19/2022 4.000% 09/15/2025	437076CR1	10,000.00	A	A2	09/12/22	09/19/22	9,996.40	4.01	184.44	9,998.14	9,839.14	

Managed Account Detail of Securities Held

For the Month Ending **February 29, 2024**

CITY OF DORAL TRANSPORTATION - [REDACTED]											
Security Type/Description	CUSIP	Par	S&P Rating	Moody's Rating	Trade Date	Settle Date	Original Cost	YTM at Cost	Accrued Interest	Amortized Cost	Market Value
Dated Date/Coupon/Maturity											
Corporate Note											
BANK OF AMERICA CORP NOTES (CALLABLE) DTD 09/25/2020 0.981% 09/25/2025	06051GJG5	60,000.00	A-	A1	09/22/20	09/25/20	60,000.00	0.98	255.06	60,000.00	58,439.64
BANK OF AMERICA CORP NOTES (CALLABLE) DTD 09/25/2020 0.981% 09/25/2025	06051GJG5	60,000.00	A-	A1	12/21/21	12/23/21	59,173.20	1.36	255.06	59,654.70	58,439.64
BANK OF MONTREAL CORPORATE NOTES (CALLABLE) DTD 09/25/2023 5.920% 09/25/2025	06368LWT9	60,000.00	A-	A2	09/18/23	09/25/23	60,000.00	5.92	1,539.20	60,000.00	60,625.38
LOCKHEED MARTIN CORP NOTES (CALLABLE) DTD 10/24/2022 4.950% 10/15/2025	539830BU2	20,000.00	A-	A2	10/19/22	10/24/22	19,943.00	5.05	374.00	19,968.90	19,958.70
PNC FINANCIAL SERVICES CORP NOTE (CALLAB) DTD 10/28/2022 5.671% 10/28/2025	693475BH7	25,000.00	A-	A3	10/25/22	10/28/22	25,000.00	5.67	484.40	25,000.00	24,962.40
MICROSOFT CORP NOTES (CALLABLE) DTD 11/03/2015 3.125% 11/03/2025	594918BJ2	55,000.00	AAA	Aaa	01/23/23	01/25/23	53,285.10	4.33	563.37	53,963.95	53,469.90
WESTPAC BANKING CORP CORPORATE NOTES DTD 11/17/2023 5.512% 11/17/2025	961214FL2	75,000.00	AA-	Aa3	11/08/23	11/17/23	75,000.00	5.51	1,194.27	75,000.00	75,581.78
LINDE INC/CT CORPORATE NOTES (CALLABLE) DTD 12/05/2022 4.700% 12/05/2025	53522KAB9	85,000.00	A	A2	11/28/22	12/05/22	84,908.20	4.74	954.36	84,946.06	84,599.06
CATERPILLAR FINL SERVICE CORPORATE NOTES DTD 01/06/2023 4.800% 01/06/2026	14913R3B1	85,000.00	A	A2	01/03/23	01/06/23	84,978.75	4.81	623.33	84,986.89	84,757.41
STATE STREET CORP (CALLABLE) CORPORATE N DTD 02/07/2022 1.746% 02/06/2026	857477BR3	25,000.00	A	A1	02/02/22	02/07/22	25,000.00	1.75	30.31	25,000.00	24,100.00

Managed Account Detail of Securities Held

For the Month Ending **February 29, 2024**

CITY OF DORAL TRANSPORTATION - [REDACTED]											
Security Type/Description	CUSIP	Par	S&P Rating	Moody's Rating	Trade Date	Settle Date	Original Cost	YTM at Cost	Accrued Interest	Amortized Cost	Market Value
Dated Date/Coupon/Maturity											
Corporate Note											
JPMORGAN CHASE & CO CORP NOTES (CALLABLE) DTD 02/24/2022 2.595% 02/24/2026	46647PCV6	85,000.00	A-	A1	02/16/22	02/24/22	85,000.00	2.60	42.89	85,000.00	82,688.09
COLGATE-PALMOLIVE CO CORPORATE NOTES DTD 03/01/2023 4.800% 03/02/2026	194162AO6	25,000.00	AA-	Aa3	02/27/23	03/01/23	24,971.00	4.84	596.67	24,980.68	25,024.35
WALMART INC CORPORATE NOTES (CALLABLE) DTD 04/18/2023 4.000% 04/15/2026	931142FA6	25,000.00	AA	Aa2	04/12/23	04/18/23	24,989.00	4.02	377.78	24,992.20	24,606.25
JPMORGAN CHASE & CO (CALLABLE) CORPORATE DTD 04/26/2022 4.080% 04/26/2026	46647PCZ7	85,000.00	A-	A1	04/19/22	04/26/22	85,000.00	4.08	1,204.17	85,000.00	83,641.02
STATE STREET CORP NOTES (CALLABLE) DTD 05/18/2023 5.104% 05/18/2026	857477CB7	110,000.00	A	A1	05/15/23	05/18/23	110,000.00	5.10	1,606.34	110,000.00	109,580.68
AMERICAN HONDA FINANCE CORPORATE NOTES DTD 07/07/2023 5.250% 07/07/2026	02665WEK3	35,000.00	A-	A3	07/06/23	07/10/23	34,807.15	5.45	275.63	34,848.61	35,276.61
AMERICAN HONDA FINANCE CORPORATE NOTES DTD 07/07/2023 5.250% 07/07/2026	02665WEK3	50,000.00	A-	A3	07/05/23	07/07/23	49,938.50	5.29	393.75	49,951.85	50,395.15
TOYOTA MOTOR CREDIT CORP CORPORATE NOTES DTD 08/14/2023 5.000% 08/14/2026	89236TKX2	45,000.00	A+	A1	08/09/23	08/14/23	44,945.55	5.04	106.25	44,955.49	45,025.61
PACIFIC LIFE GF II NOTES DTD 08/30/2023 5.500% 08/28/2026	6944PL2W8	15,000.00	AA-	Aa3	08/23/23	08/30/23	14,994.75	5.51	6.88	14,995.63	15,110.91
NEW YORK LIFE GLOBAL FDG NOTES DTD 09/19/2023 5.450% 09/18/2026	64953BBF4	100,000.00	AA+	Aaa	09/12/23	09/19/23	99,981.00	5.46	2,452.50	99,983.66	100,962.10
HOME DEPOT INC CORPORATE NOTES DTD 12/04/2023 4.950% 09/30/2026	437076CV2	20,000.00	A	A2	11/27/23	12/04/23	19,956.20	5.03	239.25	19,959.72	20,007.80

Managed Account Detail of Securities Held

For the Month Ending **February 29, 2024**

CITY OF DORAL TRANSPORTATION - [REDACTED]											
Security Type/Description	CUSIP	Par	S&P Rating	Moody's Rating	Trade Date	Settle Date	Original Cost	YTM at Cost	Accrued Interest	Amortized Cost	Market Value
Dated Date/Coupon/Maturity											
Corporate Note											
CANADIAN IMPERIAL BANK CORPORATE NOTES DTD 10/03/2023 5.926% 10/02/2026	13607LWT6	45,000.00	A-	A2	09/26/23	10/03/23	45,000.00	5.93	1,096.31	45,000.00	45,752.40
STATE STREET CORP NOTES (CALLABLE) DTD 11/04/2022 5.751% 11/04/2026	857477BX0	20,000.00	A	A1	11/01/22	11/04/22	20,000.00	5.75	373.82	20,000.00	20,110.54
PEPSICO INC CORPORATE NOTES (CALLABLE) DTD 11/10/2023 5.125% 11/10/2026	713448FW3	25,000.00	A+	A1	11/08/23	11/10/23	24,993.25	5.13	395.05	24,993.90	25,171.33
PRINCIPAL LFE GLB FND II NOTES DTD 01/16/2024 5.000% 01/16/2027	74256LEX3	15,000.00	A+	A1	01/08/24	01/16/24	14,994.15	5.01	93.75	14,994.37	15,047.21
PRINCIPAL LFE GLB FND II NOTES DTD 01/16/2024 5.000% 01/16/2027	74256LEX3	20,000.00	A+	A1	01/10/24	01/16/24	20,060.20	4.89	125.00	20,057.89	20,062.94
NATIONAL RURAL UTIL COOP CORP NOTES (CAL DTD 02/05/2024 4.800% 02/05/2027	63743HFM9	90,000.00	A-	A2	01/24/24	02/05/24	89,973.00	4.81	312.00	89,973.58	89,517.06
TEXAS INSTRUMENTS CORP NOTES (CALLABLE) DTD 02/08/2024 4.600% 02/08/2027	882508CE2	55,000.00	A+	Aa3	02/05/24	02/08/24	54,964.80	4.62	161.64	54,965.46	54,823.29
ELI LILLY & CO CORPORATE NOTES DTD 02/09/2024 4.500% 02/09/2027	532457CJ5	55,000.00	A+	A1	02/07/24	02/09/24	54,970.85	4.52	151.25	54,971.37	54,690.08
BRISTOL-MYERS SQUIBB CORP NOTES (CALLABL DTD 02/22/2024 4.900% 02/22/2027	110122EE4	15,000.00	A	A2	02/14/24	02/22/24	14,983.80	4.94	18.38	14,983.91	14,999.76
ASTRAZENECA FINANCE LLC CORP NOTES (CALL DTD 02/26/2024 4.800% 02/26/2027	04636NAK9	40,000.00	A	A2	02/21/24	02/26/24	39,932.80	4.86	26.67	39,933.03	39,933.32
CISCO SYSTEMS INC CORPORATE NOTES (CALLA DTD 02/26/2024 4.800% 02/26/2027	17275RBQ4	55,000.00	AA-	A1	02/21/24	02/26/24	54,928.50	4.85	36.67	54,928.74	54,993.35

Managed Account Detail of Securities Held

For the Month Ending **February 29, 2024**

CITY OF DORAL TRANSPORTATION - [REDACTED]											
Security Type/Description			S&P	Moody's	Trade	Settle	Original	YTM	Accrued	Amortized	Market
Dated Date/Coupon/Maturity	CUSIP	Par	Rating	Rating	Date	Date	Cost	at Cost	Interest	Cost	Value
Security Type Sub-Total		2,240,000.00					2,240,950.35	3.90	19,306.48	2,238,641.86	2,217,798.11
Asset-Backed Security											
HAROT 2021-3 A3 DTD 08/25/2021 0.410% 11/18/2025	43815EAC8	8,437.49	AAA	NR	08/17/21	08/25/21	8,437.36	0.41	1.25	8,437.44	8,233.77
CARMX 2021-1 A3 DTD 01/27/2021 0.340% 12/15/2025	14316NAC3	10,244.92	AAA	NR	01/20/21	01/27/21	10,242.88	0.34	1.55	10,244.17	10,090.34
HAROT 2021-4 A3 DTD 11/24/2021 0.880% 01/21/2026	43815GAC3	8,893.00	NR	Aaa	11/16/21	11/24/21	8,891.12	0.89	2.17	8,892.14	8,660.58
DTRT 2022-1 A3 DTD 10/19/2022 5.230% 02/17/2026	233869AC0	50,000.00	NR	Aaa	10/12/22	10/19/22	49,996.68	5.23	116.22	49,998.04	49,777.94
HAROT 2022-1 A3 DTD 02/23/2022 1.880% 05/15/2026	43815BAC4	46,949.55	AAA	Aaa	02/15/22	02/23/22	46,942.49	1.88	39.23	46,945.86	45,814.24
CARMX 2021-3 A3 DTD 07/28/2021 0.550% 06/15/2026	14317DAC4	15,071.26	AAA	Aaa	07/21/21	07/28/21	15,068.78	0.55	3.68	15,070.10	14,650.74
FORDO 2022-A A3 DTD 01/24/2022 1.290% 06/15/2026	345286AC2	19,391.70	AAA	NR	01/19/22	01/24/22	19,389.39	1.29	11.12	19,390.50	18,909.23
BMWOT 2022-A A3 DTD 05/18/2022 3.210% 08/25/2026	05602RAD3	25,560.81	AAA	Aaa	05/10/22	05/18/22	25,559.49	3.21	13.68	25,560.04	25,138.71
CARMX 2021-4 A3 DTD 09/22/2021 0.560% 09/15/2026	14317JAD9	11,908.67	AAA	Aaa	09/14/21	09/22/21	11,907.30	0.56	2.96	11,907.97	11,519.58
JDOT 2022-A A3 DTD 03/16/2022 2.320% 09/16/2026	47787JAC2	32,888.03	NR	Aaa	03/10/22	03/16/22	32,880.76	2.33	33.91	32,883.92	32,144.44
HART 2022-A A3 DTD 03/16/2022 2.220% 10/15/2026	448977AD0	55,648.61	AAA	NR	03/09/22	03/16/22	55,646.47	2.22	54.91	55,647.39	54,393.73
COMET 2021-A3 A3 DTD 11/30/2021 1.040% 11/15/2026	14041NFY2	25,000.00	AAA	NR	11/18/21	11/30/21	24,996.56	1.04	11.56	24,998.12	24,248.57
ALLYA 2022-1 A3 DTD 05/18/2022 3.310% 11/15/2026	02008JAC0	63,060.62	AAA	Aaa	05/10/22	05/18/22	63,048.42	3.31	92.77	63,053.27	62,161.63
GMCAR 2022-1 A3 DTD 01/19/2022 1.260% 11/16/2026	380146AC4	18,384.68	AAA	NR	01/11/22	01/19/22	18,383.09	1.26	9.65	18,383.79	17,873.01

Managed Account Detail of Securities Held

For the Month Ending **February 29, 2024**

CITY OF DORAL TRANSPORTATION - [REDACTED]												
Security Type/Description	Dated Date/Coupon/Maturity	CUSIP	Par	S&P Rating	Moody's Rating	Trade Date	Settle Date	Original Cost	YTM at Cost	Accrued Interest	Amortized Cost	Market Value
Asset-Backed Security												
CNH 2021-C A3 DTD 10/27/2021 0.810% 12/15/2026		12598LAC0	10,112.92	AAA	Aaa	10/19/21	10/27/21	10,111.75	0.81	3.64	10,112.28	9,787.44
HDMOT 2022-A A3 DTD 04/20/2022 3.060% 02/15/2027		41284YAD8	34,510.50	AAA	Aaa	04/12/22	04/20/22	34,504.75	3.06	46.93	34,506.97	33,921.74
GMCAR 2022-2 A3 DTD 04/13/2022 3.100% 02/16/2027		362585AC5	28,898.70	AAA	Aaa	04/05/22	04/13/22	28,892.66	3.10	37.33	28,895.01	28,370.30
CARMX 2022-2 A3 DTD 04/28/2022 3.490% 02/16/2027		14317HAC5	39,613.85	AAA	Aaa	04/21/22	04/28/22	39,607.83	3.49	61.45	39,610.14	38,970.94
COMET 2022-A1 A1 DTD 03/30/2022 2.800% 03/15/2027		14041NFZ9	90,000.00	AAA	NR	03/23/22	03/30/22	89,993.21	2.80	112.00	89,995.84	87,713.52
TAOT 2022-C A3 DTD 08/16/2022 3.760% 04/15/2027		89231CAD9	25,000.00	AAA	NR	08/08/22	08/16/22	24,995.82	3.76	41.78	24,997.20	24,562.71
COPAR 2022-1 A3 DTD 05/04/2022 3.170% 04/15/2027		14043QAC6	35,000.00	AAA	NR	04/26/22	05/04/22	34,992.35	3.17	49.31	34,995.17	34,249.90
COMET 2022-A2 A DTD 06/14/2022 3.490% 05/15/2027		14041NGA3	80,000.00	AAA	NR	06/06/22	06/14/22	79,987.22	3.49	124.09	79,991.67	78,365.60
COPAR 2022-2 A3 DTD 08/10/2022 3.660% 05/17/2027		14043GAD6	35,000.00	AAA	Aaa	08/02/22	08/10/22	34,997.49	3.66	56.93	34,998.31	34,292.75
DCENT 2022-A2 A DTD 05/26/2022 3.320% 05/17/2027		254683CS2	80,000.00	NR	Aaa	05/19/22	05/26/22	79,993.50	3.32	118.04	79,995.81	78,150.90
JDOT 2022-C A3 DTD 10/19/2022 5.090% 06/15/2027		47800BAC2	70,000.00	NR	Aaa	10/12/22	10/19/22	69,994.57	5.09	158.36	69,996.16	69,717.02
CNH 2022-A A3 DTD 03/31/2022 2.940% 07/15/2027		12660DAC1	34,268.03	AAA	NR	03/24/22	03/31/22	34,265.49	2.94	44.78	34,266.41	33,486.22
DCENT 2022-A3 A3 DTD 08/09/2022 3.560% 07/15/2027		254683CW3	75,000.00	AAA	Aaa	08/02/22	08/09/22	74,990.69	3.56	118.67	74,993.64	73,394.04
CARMX 2022-4 A3 DTD 10/31/2022 5.340% 08/16/2027		14318UAD3	90,000.00	AAA	NR	10/26/22	10/31/22	89,978.90	5.35	213.60	89,984.77	89,945.37

Managed Account Detail of Securities Held

For the Month Ending **February 29, 2024**

CITY OF DORAL TRANSPORTATION - [REDACTED]											
Security Type/Description			S&P	Moody's	Trade	Settle	Original	YTM	Accrued	Amortized	Market
Dated Date/Coupon/Maturity	CUSIP	Par	Rating	Rating	Date	Date	Cost	at Cost	Interest	Cost	Value
Asset-Backed Security											
MBART 2022-1 A3 DTD 11/22/2022 5.210% 08/16/2027	58768PAC8	100,000.00	AAA	Aaa	11/15/22	11/22/22	99,980.22	5.21	231.56	99,985.54	99,902.30
BACCT 2022-A1 A1 DTD 06/16/2022 3.530% 11/15/2027	05522RDE5	30,000.00	NR	Aaa	06/09/22	06/16/22	29,998.13	3.53	47.07	29,998.72	29,366.25
HAROT 2023-2 A3 DTD 05/30/2023 4.930% 11/15/2027	437927AC0	40,000.00	AAA	Aaa	05/23/23	05/30/23	39,993.52	4.93	87.64	39,994.62	39,831.17
FORDO 2023-A A3 DTD 03/31/2023 4.650% 02/15/2028	344928AD8	30,000.00	AAA	NR	03/28/23	03/31/23	29,996.87	4.65	62.00	29,997.46	29,712.57
TAOT 2023-B A3 DTD 05/23/2023 4.710% 02/15/2028	891941AD8	45,000.00	NR	Aaa	05/16/23	05/23/23	44,997.48	4.71	94.20	44,997.89	44,621.55
BAAT 2023-1A A3 DTD 07/31/2023 5.530% 02/15/2028	06428AAC2	45,000.00	NR	Aaa	07/25/23	07/31/23	44,998.29	5.53	110.60	44,998.51	45,233.82
GMCAR 2023-2 A3 DTD 04/12/2023 4.470% 02/16/2028	362583AD8	30,000.00	AAA	Aaa	04/04/23	04/12/23	29,999.18	4.47	55.88	29,999.33	29,642.39
BMWOT 2023-A A3 DTD 07/18/2023 5.470% 02/25/2028	05592XAD2	20,000.00	AAA	NR	07/11/23	07/18/23	19,996.46	5.47	18.23	19,996.94	20,098.03
NAROT 2023-B A3 DTD 10/25/2023 5.930% 03/15/2028	65480MAD5	25,000.00	NR	Aaa	10/18/23	10/25/23	24,994.93	5.94	65.89	24,995.29	25,377.00
HART 2023-B A3 DTD 07/19/2023 5.480% 04/17/2028	44933XAD9	25,000.00	AAA	NR	07/11/23	07/19/23	24,998.92	5.48	60.89	24,999.06	25,127.08
USAOT 2023-A A3 DTD 09/15/2023 5.580% 05/15/2028	90291VAC4	80,000.00	AAA	Aaa	09/07/23	09/15/23	79,986.00	5.58	198.40	79,987.22	80,625.71
ALLYA 2023-1 A3 DTD 07/19/2023 5.460% 05/15/2028	02007WAC2	120,000.00	NR	Aaa	10/24/23	10/26/23	119,137.50	5.64	291.20	119,203.37	120,634.30
BAAT 2023-2A A3 DTD 11/21/2023 5.740% 06/15/2028	06054YAC1	90,000.00	NR	Aaa	11/15/23	11/21/23	89,998.37	5.74	229.60	89,998.46	91,125.68
HAROT 2023-4 A3 DTD 11/08/2023 5.670% 06/21/2028	438123AC5	20,000.00	NR	Aaa	11/01/23	11/08/23	19,996.48	5.67	31.50	19,996.69	20,217.55

Managed Account Detail of Securities Held

For the Month Ending **February 29, 2024**

CITY OF DORAL TRANSPORTATION - [REDACTED]

Security Type/Description	Dated Date/Coupon/Maturity	CUSIP	Par	S&P Rating	Moody's Rating	Trade Date	Settle Date	Original Cost	YTM at Cost	Accrued Interest	Amortized Cost	Market Value
Asset-Backed Security												
TAOT 2023-D A3 DTD 11/14/2023 5.540% 08/15/2028	89239FAD4	25,000.00	AAA	NR	11/07/23	11/14/23	24,997.31	5.54	61.56	24,997.46	25,250.98	
FITAT 2023-1 A3 DTD 08/23/2023 5.530% 08/15/2028	31680EAD3	70,000.00	AAA	Aaa	08/15/23	08/23/23	69,995.66	5.53	172.04	69,996.12	70,115.41	
HAROT 2024-1 A3 DTD 02/21/2024 5.210% 08/15/2028	437918AC9	70,000.00	AAA	Aaa	02/13/24	02/21/24	69,996.96	5.21	101.31	69,996.98	70,030.63	
CHAIT 2023-A1 A DTD 09/15/2023 5.160% 09/15/2028	161571HT4	100,000.00	AAA	NR	09/07/23	09/15/23	99,972.28	5.17	229.33	99,974.54	100,437.70	
AMXCA 2023-3 A DTD 09/19/2023 5.230% 09/15/2028	02582JKD1	100,000.00	AAA	NR	09/12/23	09/19/23	99,995.53	5.23	232.44	99,995.89	100,685.02	
TAOT 2024-A A3 DTD 01/30/2024 4.830% 10/16/2028	89238DAD0	25,000.00	AAA	Aaa	01/23/24	01/30/24	24,995.00	4.83	53.67	24,995.08	24,840.62	
HART 2023-C A3 DTD 11/13/2023 5.540% 10/16/2028	44918CAD4	35,000.00	AAA	NR	11/03/23	11/13/23	34,995.40	5.54	86.18	34,995.64	35,331.49	
MBART 2023-2 A3 DTD 10/25/2023 5.950% 11/15/2028	58769FAC9	35,000.00	AAA	NR	10/19/23	10/25/23	34,997.01	5.95	92.56	34,997.19	35,661.78	
GMCAR 2024-1 A3 DTD 01/17/2024 4.850% 12/18/2028	36268GAD7	10,000.00	NR	Aaa	01/09/24	01/17/24	9,997.99	4.85	20.21	9,998.03	9,964.06	
WOART 2024-A A3 DTD 02/14/2024 4.860% 03/15/2029	98164RAD8	60,000.00	AAA	NR	02/06/24	02/14/24	59,992.09	4.86	137.70	59,992.15	59,651.72	
CNH 2024-A A3 DTD 01/24/2024 4.770% 06/15/2029	18978FAC0	25,000.00	AAA	Aaa	01/17/24	01/24/24	24,994.09	4.78	53.00	24,994.19	24,838.91	
Security Type Sub-Total		2,373,843.34					2,372,698.69	4.33	4,406.23	2,372,834.50	2,356,868.68	
Managed Account Sub-Total		12,023,165.03					11,999,220.70	4.03	81,369.66	12,005,396.26	11,889,186.36	

Managed Account Detail of Securities Held

For the Month Ending **February 29, 2024**

CITY OF DORAL TRANSPORTATION - [REDACTED]						
Securities Sub-Total	\$12,023,165.03		\$11,999,220.70	4.03%	\$81,369.66	\$11,889,186.36
Accrued Interest						\$81,369.66
Total Investments						\$11,970,556.02

Managed Account Fair Market Value & Analytics

For the Month Ending February 29, 2024

CITY OF DORAL TRANSPORTATION - [REDACTED]

Security Type/Description Dated Date/Coupon/Maturity	CUSIP	Par	Broker	Next Call Date	Market Price	Market Value	Unreal G/L On Cost	Unreal G/L Amort Cost	Effective Duration	YTM at Mkt
U.S. Treasury Bond / Note										
US TREASURY NOTES DTD 06/15/2022 2.875% 06/15/2025	91282CEU1	580,000.00	JPM_CHA		97.47	565,318.75	(14,817.19)	(14,740.81)	1.27	4.92
US TREASURY NOTES DTD 07/15/2022 3.000% 07/15/2025	91282CEY3	600,000.00	CITIGRP		97.55	585,281.28	(13,523.41)	(14,161.65)	1.35	4.86
US TREASURY NOTES DTD 08/15/2022 3.125% 08/15/2025	91282CFE6	300,000.00	CITIGRP		97.63	292,875.00	(3,621.09)	(5,389.36)	1.44	4.83
US TREASURY NOTES DTD 10/15/2022 4.250% 10/15/2025	91282CFP1	330,000.00	JPM_CHA		99.19	327,318.75	(515.63)	(1,487.74)	1.56	4.77
US TREASURY NOTES DTD 11/15/2022 4.500% 11/15/2025	91282CFW6	340,000.00	MORGAN_		99.61	338,671.89	(4,821.08)	(3,357.55)	1.64	4.74
US TREASURY NOTES DTD 12/15/2022 4.000% 12/15/2025	91282CGA3	365,000.00	CITIGRP		98.78	360,551.56	(2,594.92)	(3,319.76)	1.73	4.71
US TREASURY NOTES DTD 01/15/2023 3.875% 01/15/2026	91282CGE5	370,000.00	JPM_CHA		98.58	364,739.04	(4,350.41)	(4,682.90)	1.82	4.67
US TREASURY NOTES DTD 02/15/2023 4.000% 02/15/2026	91282CGL9	85,000.00	MERRILL		98.80	83,977.35	(1,072.45)	(1,057.20)	1.90	4.65
US TREASURY NOTES DTD 02/15/2023 4.000% 02/15/2026	91282CGL9	420,000.00	MERRILL		98.80	414,946.89	2,198.45	(232.20)	1.90	4.65
US TREASURY NOTES DTD 04/15/2023 3.750% 04/15/2026	91282CGV7	560,000.00	MORGAN_		98.31	550,550.00	(8,137.50)	(8,506.41)	2.03	4.59
US TREASURY NOTES DTD 05/15/2023 3.625% 05/15/2026	91282CHB0	535,000.00	JPM_CHA		98.03	524,467.19	(5,078.32)	(6,448.28)	2.12	4.57
US TREASURY NOTES DTD 06/15/2023 4.125% 06/15/2026	91282CHH7	230,000.00	MORGAN_		99.06	227,843.75	(566.02)	(927.57)	2.19	4.56
US TREASURY NOTES DTD 07/15/2023 4.500% 07/15/2026	91282CHM6	455,000.00	JPM_CHA		99.92	454,644.55	497.67	330.53	2.27	4.53
US TREASURY NOTES DTD 08/15/2023 4.375% 08/15/2026	91282CHU8	275,000.00	JPM_CHA		99.67	274,097.67	1,718.76	1,297.03	2.36	4.52
US TREASURY NOTES DTD 09/15/2023 4.625% 09/15/2026	91282CHY0	80,000.00	MERRILL		100.28	80,225.00	796.87	722.68	2.38	4.51
US TREASURY NOTES DTD 10/15/2023 4.625% 10/15/2026	91282CJC6	90,000.00	CITIGRP		100.33	90,295.31	414.84	403.00	2.46	4.49
US TREASURY N/B NOTES DTD 11/15/2023 4.625% 11/15/2026	91282CJK8	385,000.00	JPM_CHA		100.38	386,443.75	(1,729.49)	(1,502.07)	2.54	4.48

Managed Account Fair Market Value & Analytics

For the Month Ending **February 29, 2024**

CITY OF DORAL TRANSPORTATION - [REDACTED]										
Security Type/Description				Next Call	Market	Market	Unreal G/L	Unreal G/L	Effective	YTM
Dated Date/Coupon/Maturity	CUSIP	Par	Broker	Date	Price	Value	On Cost	Amort Cost	Duration	at Mkt
U.S. Treasury Bond / Note										
US TREASURY N/B NOTES DTD 12/15/2023 4.375% 12/15/2026	91282CJP7	635,000.00	JPM_CHA		99.80	633,710.19	(6,176.33)	(5,932.30)	2.63	4.45
US TREASURY N/B NOTES DTD 01/15/2024 4.000% 01/15/2027	91282CJT9	405,000.00	CITIGRP		98.83	400,253.89	(5,141.62)	(5,132.90)	2.73	4.44
Security Type Sub-Total		7,040,000.00				6,956,211.81	(66,518.87)	(74,125.46)	1.98	4.64
Federal Agency Mortgage-Backed Security										
FANNIE MAE POOL FM4174 DTD 09/01/2020 3.000% 11/01/2032	3140X7T82	18,248.09	OTHER		96.77	17,658.53	(1,692.99)	(1,378.93)	1.58	3.43
FN BM4614 DTD 10/01/2018 3.000% 03/01/2033	3140J9DU2	10,526.28	INTL_FC		94.74	9,973.12	(1,243.95)	(1,091.99)	2.77	3.69
Security Type Sub-Total		28,774.37				27,631.65	(2,936.94)	(2,470.92)	2.01	3.52
Federal Agency Commercial Mortgage-Backed Security										
FHLMC MULTIFAMILY STRUCTURED POOL DTD 11/01/2017 3.064% 08/01/2024	3137FBTA4	97,238.71	JPM_CHA		98.83	96,099.47	(1,268.39)	(1,164.16)	0.40	5.90
FHMS K058 A1 DTD 11/09/2016 2.340% 07/01/2026	3137BSP64	56,466.11	BNP_PAR		96.15	54,292.56	720.33	208.66	1.36	4.07
FHMS K736 A2 DTD 09/01/2019 2.282% 07/01/2026	3137FNWX4	65,000.00	INTL_FC		94.59	61,481.75	1,171.40	501.45	2.05	4.73
FHMS K082 A1 DTD 10/31/2018 3.920% 05/01/2028	3137FJKD0	62,895.15	BNP_PAR		97.94	61,596.63	755.39	534.94	2.10	4.46
Security Type Sub-Total		281,599.97				273,470.41	1,378.73	80.89	1.34	4.95
Federal Agency Collateralized Mortgage Obligation										
Government National Mortgage Association DTD 09/30/2014 3.000% 09/01/2064	38375UPV6	16,855.72	OTHER		97.98	16,515.16	(1,380.37)	(1,307.13)	0.58	3.09
Government National Mortgage Association DTD 07/30/2019 2.500% 01/01/2069	38380LXE8	20,186.00	OTHER		97.08	19,596.50	(688.08)	(678.93)	0.80	2.61
Government National Mortgage Association DTD 01/30/2020 2.250% 12/01/2069	38380LV67	21,905.63	OTHER		96.30	21,094.04	(906.56)	(898.78)	0.98	2.38

Managed Account Fair Market Value & Analytics

For the Month Ending **February 29, 2024**

CITY OF DORAL TRANSPORTATION - [REDACTED]

Security Type/Description	CUSIP	Par	Broker	Next Call Date	Market Price	Market Value	Unreal G/L On Cost	Unreal G/L Amort Cost	Effective Duration	YTM at Mkt
Security Type Sub-Total		58,947.35				57,205.70	(2,975.01)	(2,884.84)	0.80	2.66
Corporate Note										
BB&T CORPORATION CORP BONDS DTD 07/29/2019 2.500% 08/01/2024	05531FBH5	35,000.00	MORGAN_	07/01/24	98.70	34,544.02	(2,398.48)	(670.25)	0.34	5.67
BB&T CORPORATION CORP BONDS DTD 07/29/2019 2.500% 08/01/2024	05531FBH5	50,000.00	MORGAN_	07/01/24	98.70	49,348.60	(2,321.40)	(872.38)	0.34	5.67
BANK OF NY MELLON CORP (CALLABLE) CORPOR	06406RAX5	30,000.00	JPM_CHA	09/25/24	97.00	29,099.58	(880.92)	(896.19)	0.57	5.59
DTD 10/25/2021 0.850% 10/25/2024										
BANK OF NY MELLON CORP (CALLABLE) CORPOR	06406RAX5	70,000.00	MERRILL	09/25/24	97.00	67,899.02	(1,529.78)	(1,969.88)	0.57	5.59
DTD 10/25/2021 0.850% 10/25/2024										
NEW YORK LIFE GLOBAL FDG NOTES DTD 10/29/2021 0.900% 10/29/2024	64952WEJ8	35,000.00	GOLDMAN		97.13	33,993.86	(960.64)	(996.09)	0.66	5.36
PACCAR FINANCIAL CORP CORPORATE NOTES	69371RR57	20,000.00	MERRILL		97.04	19,408.04	(590.76)	(591.68)	0.69	5.33
DTD 11/08/2021 0.900% 11/08/2024										
PRINCIPAL LFE GLB FND II NOTES DTD 01/11/2022 1.375% 01/10/2025	74256LET2	55,000.00	BARCLAY		96.76	53,217.62	(1,604.18)	(1,731.12)	0.86	5.27
NEW YORK LIFE GLOBAL FDG NOTES DTD 01/14/2022 1.450% 01/14/2025	64952WEK5	55,000.00	JPM_CHA		96.78	53,227.85	(1,712.75)	(1,754.86)	0.87	5.28
NATIONAL RURAL UTIL COOP CORPORATE NOTES	63743HFC1	10,000.00	MIZUHO		96.78	9,677.71	(321.99)	(322.20)	0.93	5.45
DTD 02/07/2022 1.875% 02/07/2025										
3M COMPANY (CALLABLE) CORP NOTES DTD 08/26/2019 2.000% 02/14/2025	88579YBH3	35,000.00	JPM_CHA	01/14/25	96.42	33,747.28	(2,640.12)	(1,619.09)	0.87	5.91
JOHN DEERE CAPITAL CORP CORPORATE NOTES	24422EWB1	5,000.00	MITSU		96.98	4,848.92	(148.93)	(150.35)	1.00	5.21
DTD 03/07/2022 2.125% 03/07/2025										
HOME DEPOT INC (CALLABLE) CORPORATE NOTE	437076CM2	10,000.00	MORGAN_	03/15/25	97.29	9,729.39	(253.11)	(264.17)	1.02	5.20
DTD 03/28/2022 2.700% 04/15/2025										

Managed Account Fair Market Value & Analytics

For the Month Ending **February 29, 2024**

CITY OF DORAL TRANSPORTATION - [REDACTED]

Security Type/Description	CUSIP	Par	Broker	Next Call Date	Market Price	Market Value	Unreal G/L On Cost	Unreal G/L Amort Cost	Effective Duration	YTM at Mkt
Corporate Note										
CINTAS CORPORATION NO. 2 CORP NOTE (CALL DTD 05/03/2022 3.450% 05/01/2025	17252MAP5	25,000.00	WELLS_F	04/01/25	97.89	24,472.93	(521.57)	(524.93)	1.06	5.33
JOHN DEERE CAPITAL CORP CORPORATE NOTES DTD 06/06/2022 3.400% 06/06/2025	24422EWF2	15,000.00	GOLDMAN		97.92	14,687.28	(309.27)	(311.27)	1.24	5.12
MORGAN STANLEY CORP NOTES DTD 07/23/2015 4.000% 07/23/2025	6174468C6	55,000.00	GOLDMAN		98.26	54,041.68	(1,214.62)	(1,071.07)	1.37	5.31
BMW US CAPITAL LLC CORPORATE NOTES DTD 08/11/2023 5.300% 08/11/2025	05565ECC7	60,000.00	MERRILL		100.25	60,149.40	153.00	152.00	1.41	5.12
TOYOTA MOTOR CREDIT CORP CORPORATE NOTES DTD 08/18/2022 3.650% 08/18/2025	89236TKF1	40,000.00	MORGAN_		98.01	39,203.68	(760.32)	(778.75)	1.44	5.07
WALMART INC CORPORATE NOTES DTD 09/09/2022 3.900% 09/09/2025	931142EW9	45,000.00	BARCLAY		98.46	44,308.35	(660.15)	(675.64)	1.47	4.96
HOME DEPOT INC NOTES (CALLABLE) DTD 09/19/2022 4.000% 09/15/2025	437076CR1	10,000.00	CSFB	08/15/25	98.39	9,839.14	(157.26)	(159.00)	1.40	5.10
BANK OF AMERICA CORP NOTES (CALLABLE) DTD 09/25/2020 0.981% 09/25/2025	06051GJG5	60,000.00	OTHER	09/25/24	97.40	58,439.64	(1,560.36)	(1,560.36)	0.57	2.68
BANK OF AMERICA CORP NOTES (CALLABLE) DTD 09/25/2020 0.981% 09/25/2025	06051GJG5	60,000.00	MORGAN_	09/25/24	97.40	58,439.64	(733.56)	(1,215.06)	0.57	2.68
BANK OF MONTREAL CORPORATE NOTES DTD 09/25/2023 5.920% 09/25/2025	06368LWT9	60,000.00	BMO		101.04	60,625.38	625.38	625.38	1.48	5.22
LOCKHEED MARTIN CORP NOTES (CALLABLE) DTD 10/24/2022 4.950% 10/15/2025	539830BU2	20,000.00	GOLDMAN	09/15/25	99.79	19,958.70	15.70	(10.20)	1.48	5.08
PNC FINANCIAL SERVICES CORP NOTE (CALLAB) DTD 10/28/2022 5.671% 10/28/2025	693475BH7	25,000.00	PNC	10/28/24	99.85	24,962.40	(37.60)	(37.60)	0.65	5.76
MICROSOFT CORP NOTES (CALLABLE) DTD 11/03/2015 3.125% 11/03/2025	594918BJ2	55,000.00	GOLDMAN	08/03/25	97.22	53,469.90	184.80	(494.05)	1.39	4.87

Managed Account Fair Market Value & Analytics

For the Month Ending February 29, 2024

CITY OF DORAL TRANSPORTATION - [REDACTED]

Security Type/Description Dated Date/Coupon/Maturity	CUSIP	Par	Broker	Next Call Date	Market Price	Market Value	Unreal G/L On Cost	Unreal G/L Amort Cost	Effective Duration	YTM at Mkt
Corporate Note										
WESTPAC BANKING CORP CORPORATE NOTES DTD 11/17/2023 5.512% 11/17/2025	961214FL2	75,000.00	MORGAN_		100.78	75,581.78	581.78	581.78	1.63	5.03
LINDE INC/CT CORPORATE NOTES (CALLABLE) DTD 12/05/2022 4.700% 12/05/2025	53522KAB9	85,000.00	DEUTSCH	11/05/25	99.53	84,599.06	(309.14)	(347.00)	1.62	4.98
CATERPILLAR FINL SERVICE CORPORATE NOTES DTD 01/06/2023 4.800% 01/06/2026	14913R3B1	85,000.00	JPM_CHA		99.71	84,757.41	(221.34)	(229.48)	1.78	4.96
STATE STREET CORP (CALLABLE) CORPORATE N DTD 02/07/2022 1.746% 02/06/2026	857477BR3	25,000.00	GOLDMAN	02/26/25	96.40	24,100.00	(900.00)	(900.00)	0.98	3.69
JPMORGAN CHASE & CO CORP NOTES (CALLABLE) DTD 02/24/2022 2.595% 02/24/2026	46647PCV6	85,000.00	JPM_CHA	02/24/25	97.28	82,688.09	(2,311.91)	(2,311.91)	0.98	4.04
COLGATE-PALMOLIVE CO CORPORATE NOTES DTD 03/01/2023 4.800% 03/02/2026	194162AO6	25,000.00	BNP_PAR		100.10	25,024.35	53.35	43.67	1.89	4.75
WALMART INC CORPORATE NOTES (CALLABLE) DTD 04/18/2023 4.000% 04/15/2026	931142FA6	25,000.00	MIZUHO	03/15/26	98.43	24,606.25	(382.75)	(385.95)	1.95	4.79
JPMORGAN CHASE & CO (CALLABLE) CORPORATE DTD 04/26/2022 4.080% 04/26/2026	46647PCZ7	85,000.00	JPM_CHA	04/26/25	98.40	83,641.02	(1,358.98)	(1,358.98)	1.13	4.87
STATE STREET CORP NOTES (CALLABLE) DTD 05/18/2023 5.104% 05/18/2026	857477CB7	110,000.00	MERRILL	05/18/25	99.62	109,580.68	(419.32)	(419.32)	1.18	5.28
AMERICAN HONDA FINANCE CORPORATE NOTES DTD 07/07/2023 5.250% 07/07/2026	02665WEK3	35,000.00	SOCGEN		100.79	35,276.61	469.46	428.00	2.23	4.89
AMERICAN HONDA FINANCE CORPORATE NOTES DTD 07/07/2023 5.250% 07/07/2026	02665WEK3	50,000.00	MIZUHO		100.79	50,395.15	456.65	443.30	2.23	4.89

Managed Account Fair Market Value & Analytics

For the Month Ending **February 29, 2024**

CITY OF DORAL TRANSPORTATION - [REDACTED]

Security Type/Description	CUSIP	Par	Broker	Next Call Date	Market Price	Market Value	Unreal G/L On Cost	Unreal G/L Amort Cost	Effective Duration	YTM at Mkt
Corporate Note										
TOYOTA MOTOR CREDIT CORP CORPORATE NOTES DTD 08/14/2023 5.000% 08/14/2026	89236TKX2	45,000.00	HSBC		100.06	45,025.61	80.06	70.12	2.34	4.97
PACIFIC LIFE GF II NOTES DTD 08/30/2023 5.500% 08/28/2026	6944PL2W8	15,000.00	JPM_CHA		100.74	15,110.91	116.16	115.28	2.36	5.18
NEW YORK LIFE GLOBAL FDG NOTES DTD 09/19/2023 5.450% 09/18/2026	64953BBF4	100,000.00	MERRILL		100.96	100,962.10	981.10	978.44	2.36	5.04
HOME DEPOT INC CORPORATE NOTES DTD 12/04/2023 4.950% 09/30/2026	437076CV2	20,000.00	JPM_CHA		100.04	20,007.80	51.60	48.08	2.43	4.93
CANADIAN IMPERIAL BANK CORPORATE NOTES DTD 10/03/2023 5.926% 10/02/2026	13607LWT6	45,000.00	CIBC		101.67	45,752.40	752.40	752.40	2.38	5.23
STATE STREET CORP NOTES (CALLABLE) DTD 11/04/2022 5.751% 11/04/2026	857477BX0	20,000.00	DEUTSCH	11/04/25	100.55	20,110.54	110.54	110.54	1.60	5.52
PEPSICO INC CORPORATE NOTES (CALLABLE) DTD 11/10/2023 5.125% 11/10/2026	713448FW3	25,000.00	MERRILL	10/10/26	100.69	25,171.33	178.08	177.43	2.44	4.85
PRINCIPAL LFE GLB FND II NOTES DTD 01/16/2024 5.000% 01/16/2027	74256LEX3	15,000.00	WELLS_F		100.31	15,047.21	53.06	52.84	2.70	4.88
PRINCIPAL LFE GLB FND II NOTES DTD 01/16/2024 5.000% 01/16/2027	74256LEX3	20,000.00	MKTX		100.31	20,062.94	2.74	5.05	2.70	4.88
NATIONAL RURAL UTIL COOP CORP NOTES (CAL) DTD 02/05/2024 4.800% 02/05/2027	63743HFM9	90,000.00	PNC	01/05/27	99.46	89,517.06	(455.94)	(456.52)	2.69	5.00
TEXAS INSTRUMENTS CORP NOTES (CALLABLE) DTD 02/08/2024 4.600% 02/08/2027	882508CE2	55,000.00	MERRILL	01/08/27	99.68	54,823.29	(141.51)	(142.17)	2.70	4.72
ELI LILLY & CO CORPORATE NOTES DTD 02/09/2024 4.500% 02/09/2027	532457CJ5	55,000.00	DEUTSCH		99.44	54,690.08	(280.77)	(281.29)	2.78	4.71
BRISTOL-MYERS SQUIBB CORP NOTES (CALLABL) DTD 02/22/2024 4.900% 02/22/2027	110122EE4	15,000.00	CITIGRP	01/22/27	100.00	14,999.76	15.96	15.85	2.73	4.90

Managed Account Fair Market Value & Analytics

For the Month Ending **February 29, 2024**

CITY OF DORAL TRANSPORTATION - [REDACTED]

Security Type/Description	Dated Date/Coupon/Maturity	CUSIP	Par	Broker	Next Call Date	Market Price	Market Value	Unreal G/L On Cost	Unreal G/L Amort Cost	Effective Duration	YTM at Mkt
Corporate Note											
ASTRAZENECA FINANCE LLC CORP NOTES (CALL DTD 02/26/2024 4.800% 02/26/2027		04636NAK9	40,000.00	CITIGRP	01/26/27	99.83	39,933.32	0.52	0.29	2.75	4.86
CISCO SYSTEMS INC CORPORATE NOTES (CALLA DTD 02/26/2024 4.800% 02/26/2027		17275RBO4	55,000.00	DEUTSCH	01/26/27	99.99	54,993.35	64.85	64.61	2.75	4.80
Security Type Sub-Total			2,240,000.00				2,217,798.11	(23,152.24)	(20,843.75)	1.57	4.93
Asset-Backed Security											
HAROT 2021-3 A3 DTD 08/25/2021 0.410% 11/18/2025		43815EAC8	8,437.49	BARCLAY		97.59	8,233.77	(203.59)	(203.67)	0.40	1.84
CARMX 2021-1 A3 DTD 01/27/2021 0.340% 12/15/2025		14316NAC3	10,244.92	OTHER		98.49	10,090.34	(152.54)	(153.83)	0.23	1.19
HAROT 2021-4 A3 DTD 11/24/2021 0.880% 01/21/2026		43815GAC3	8,893.00	MERRILL		97.39	8,660.58	(230.54)	(231.56)	0.53	2.29
DTRT 2022-1 A3 DTD 10/19/2022 5.230% 02/17/2026		233869AC0	50,000.00	JPM_CHA		99.56	49,777.94	(218.74)	(220.10)	0.65	5.47
HAROT 2022-1 A3 DTD 02/23/2022 1.880% 05/15/2026		43815BAC4	46,949.55	JPM_CHA		97.58	45,814.24	(1,128.25)	(1,131.62)	0.62	3.01
CARMX 2021-3 A3 DTD 07/28/2021 0.550% 06/15/2026		14317DAC4	15,071.26	RBC		97.21	14,650.74	(418.04)	(419.36)	0.48	1.79
FORDO 2022-A A3 DTD 01/24/2022 1.290% 06/15/2026		345286AC2	19,391.70	CITIGRP		97.51	18,909.23	(480.16)	(481.27)	0.55	2.41
BMWOT 2022-A A3 DTD 05/18/2022 3.210% 08/25/2026		05602RAD3	25,560.81	RBC		98.35	25,138.71	(420.78)	(421.33)	0.64	3.91
CARMX 2021-4 A3 DTD 09/22/2021 0.560% 09/15/2026		14317JAD9	11,908.67	BARCLAY		96.73	11,519.58	(387.72)	(388.39)	0.56	1.88
JDOT 2022-A A3 DTD 03/16/2022 2.320% 09/16/2026		47787JAC2	32,888.03	MERRILL		97.74	32,144.44	(736.32)	(739.48)	0.67	3.25
HART 2022-A A3 DTD 03/16/2022 2.220% 10/15/2026		448977AD0	55,648.61	MERRILL		97.75	54,393.73	(1,252.74)	(1,253.66)	0.62	3.12
COMET 2021-A3 A3 DTD 11/30/2021 1.040% 11/15/2026		14041NFY2	25,000.00	BARCLAY		96.99	24,248.57	(747.99)	(749.55)	0.68	2.18

Managed Account Fair Market Value & Analytics

For the Month Ending **February 29, 2024**

CITY OF DORAL TRANSPORTATION - [REDACTED]

Security Type/Description	CUSIP	Par	Broker	Next Call Date	Market Price	Market Value	Unreal G/L On Cost	Unreal G/L Amort Cost	Effective Duration	YTM at Mkt
Asset-Backed Security										
ALLYA 2022-1 A3	02008JAC0	63,060.62	BARCLAY		98.57	62,161.63	(886.79)	(891.64)	0.59	3.87
DTD 05/18/2022 3.310% 11/15/2026										
GMCAR 2022-1 A3	380146AC4	18,384.68	BNP_PAR		97.22	17,873.01	(510.08)	(510.78)	0.64	2.32
DTD 01/19/2022 1.260% 11/16/2026										
CNH 2021-C A3	12598LAC0	10,112.92	WELLS_F		96.78	9,787.44	(324.31)	(324.84)	0.70	2.00
DTD 10/27/2021 0.810% 12/15/2026										
HDMOT 2022-A A3	41284YAD8	34,510.50	WELLS_F		98.29	33,921.74	(583.01)	(585.23)	0.71	3.67
DTD 04/20/2022 3.060% 02/15/2027										
GMCAR 2022-2 A3	362585AC5	28,898.70	RBC		98.17	28,370.30	(522.36)	(524.71)	0.74	3.75
DTD 04/13/2022 3.100% 02/16/2027										
CARMX 2022-2 A3	14317HAC5	39,613.85	MERRILL		98.38	38,970.94	(636.89)	(639.20)	0.67	4.07
DTD 04/28/2022 3.490% 02/16/2027										
COMET 2022-A1 A1	14041NFZ9	90,000.00	RBC		97.46	87,713.52	(2,279.69)	(2,282.32)	0.98	3.68
DTD 03/30/2022 2.800% 03/15/2027										
TAOT 2022-C A3	89231CAD9	25,000.00	CITIGRP		98.25	24,562.71	(433.11)	(434.49)	1.08	4.36
DTD 08/16/2022 3.760% 04/15/2027										
COPAR 2022-1 A3	14043QAC6	35,000.00	WELLS_F		97.86	34,249.90	(742.45)	(745.27)	0.84	3.90
DTD 05/04/2022 3.170% 04/15/2027										
COMET 2022-A2 A	14041NGA3	80,000.00	RBC		97.96	78,365.60	(1,621.62)	(1,626.07)	1.14	4.17
DTD 06/14/2022 3.490% 05/15/2027										
COPAR 2022-2 A3	14043GAD6	35,000.00	JPM_CHA		97.98	34,292.75	(704.74)	(705.56)	1.01	4.33
DTD 08/10/2022 3.660% 05/17/2027										
DCENT 2022-A2 A	254683CS2	80,000.00	RBC		97.69	78,150.90	(1,842.60)	(1,844.91)	1.14	4.09
DTD 05/26/2022 3.320% 05/17/2027										
JDOT 2022-C A3	47800BAC2	70,000.00	CITIGRP		99.60	69,717.02	(277.55)	(279.14)	1.22	5.22
DTD 10/19/2022 5.090% 06/15/2027										
CNH 2022-A A3	12660DAC1	34,268.03	CITIGRP		97.72	33,486.22	(779.27)	(780.19)	0.92	3.66
DTD 03/31/2022 2.940% 07/15/2027										
DCENT 2022-A3 A3	254683CW3	75,000.00	MERRILL		97.86	73,394.04	(1,596.65)	(1,599.60)	1.30	4.24
DTD 08/09/2022 3.560% 07/15/2027										
CARMX 2022-4 A3	14318UAD3	90,000.00	BARCLAY		99.94	89,945.37	(33.53)	(39.40)	1.09	5.36
DTD 10/31/2022 5.340% 08/16/2027										
MBART 2022-1 A3	58768PAC8	100,000.00	SMBC		99.90	99,902.30	(77.92)	(83.24)	1.01	5.24
DTD 11/22/2022 5.210% 08/16/2027										

Managed Account Fair Market Value & Analytics

For the Month Ending **February 29, 2024**

CITY OF DORAL TRANSPORTATION - [REDACTED]

Security Type/Description	Dated Date/Coupon/Maturity	CUSIP	Par	Broker	Next Call Date	Market Price	Market Value	Unreal G/L On Cost	Unreal G/L Amort Cost	Effective Duration	YTM at Mkt
Asset-Backed Security											
BACCT 2022-A1 A1		05522RDE5	30,000.00	MERRILL		97.89	29,366.25	(631.88)	(632.47)	1.22	4.15
DTD 06/16/2022 3.530% 11/15/2027											
HAROT 2023-2 A3		437927AC0	40,000.00	BARCLAY		99.58	39,831.17	(162.35)	(163.45)	1.71	5.05
DTD 05/30/2023 4.930% 11/15/2027											
FORDO 2023-A A3		344928AD8	30,000.00	BNP_PAR		99.04	29,712.57	(284.30)	(284.89)	1.51	4.92
DTD 03/31/2023 4.650% 02/15/2028											
TAOT 2023-B A3		891941AD8	45,000.00	RBC		99.16	44,621.55	(375.93)	(376.34)	1.64	4.94
DTD 05/23/2023 4.710% 02/15/2028											
BAAT 2023-1A A3		06428AAC2	45,000.00	MERRILL		100.52	45,233.82	235.53	235.31	1.69	5.38
DTD 07/31/2023 5.530% 02/15/2028											
GMCAR 2023-2 A3		362583AD8	30,000.00	MERRILL		98.81	29,642.39	(356.79)	(356.94)	1.52	4.80
DTD 04/12/2023 4.470% 02/16/2028											
BMWOT 2023-A A3		05592XAD2	20,000.00	TD		100.49	20,098.03	101.57	101.09	1.63	5.33
DTD 07/18/2023 5.470% 02/25/2028											
NAROT 2023-B A3		65480MAD5	25,000.00	MIZUHO		101.51	25,377.00	382.07	381.71	1.82	5.51
DTD 10/25/2023 5.930% 03/15/2028											
HART 2023-B A3		44933XAD9	25,000.00	BARCLAY		100.51	25,127.08	128.16	128.02	1.72	5.34
DTD 07/19/2023 5.480% 04/17/2028											
USAOT 2023-A A3		90291VAC4	80,000.00	JPM_CHA		100.78	80,625.71	639.71	638.49	1.67	5.37
DTD 09/15/2023 5.580% 05/15/2028											
ALLYA 2023-1 A3		02007WAC2	120,000.00	MITSU		100.53	120,634.30	1,496.80	1,430.93	1.63	5.32
DTD 07/19/2023 5.460% 05/15/2028											
BAAT 2023-2A A3		06054YAC1	90,000.00	MERRILL		101.25	91,125.68	1,127.31	1,127.22	1.95	5.41
DTD 11/21/2023 5.740% 06/15/2028											
HAROT 2023-4 A3		438123AC5	20,000.00	JPM_CHA		101.09	20,217.55	221.07	220.86	2.01	5.39
DTD 11/08/2023 5.670% 06/21/2028											
TAOT 2023-D A3		89239FAD4	25,000.00	JPM_CHA		101.00	25,250.98	253.67	253.52	2.11	5.29
DTD 11/14/2023 5.540% 08/15/2028											
FITAT 2023-1 A3		31680EAD3	70,000.00	JPM_CHA		100.16	70,115.41	119.75	119.29	1.84	5.49
DTD 08/23/2023 5.530% 08/15/2028											
HAROT 2024-1 A3		437918AC9	70,000.00	MITSU		100.04	70,030.63	33.67	33.65	2.09	5.20
DTD 02/21/2024 5.210% 08/15/2028											
CHAIT 2023-A1 A		161571HT4	100,000.00	JPM_CHA		100.44	100,437.70	465.42	463.16	2.31	5.05
DTD 09/15/2023 5.160% 09/15/2028											

Managed Account Fair Market Value & Analytics

For the Month Ending **February 29, 2024**

CITY OF DORAL TRANSPORTATION - [REDACTED]

Security Type/Description Dated Date/Coupon/Maturity	CUSIP	Par	Broker	Next Call Date	Market Price	Market Value	Unreal G/L On Cost	Unreal G/L Amort Cost	Effective Duration	YTM at Mkt
Asset-Backed Security										
AMXCA 2023-3 A DTD 09/19/2023 5.230% 09/15/2028	02582JKD1	100,000.00	CITIGRP		100.69	100,685.02	689.49	689.13	2.31	5.06
TAOT 2024-A A3 DTD 01/30/2024 4.830% 10/16/2028	89238DAD0	25,000.00	MERRILL		99.36	24,840.62	(154.38)	(154.46)	2.18	4.98
HART 2023-C A3 DTD 11/13/2023 5.540% 10/16/2028	44918CAD4	35,000.00	BNP_PAR		100.95	35,331.49	336.09	335.85	2.12	5.31
MBART 2023-2 A3 DTD 10/25/2023 5.950% 11/15/2028	58769FAC9	35,000.00	MERRILL		101.89	35,661.78	664.77	664.59	2.06	5.49
GMCAR 2024-1 A3 DTD 01/17/2024 4.850% 12/18/2028	36268GAD7	10,000.00	BARCLAY		99.64	9,964.06	(33.93)	(33.97)	2.19	4.93
WOART 2024-A A3 DTD 02/14/2024 4.860% 03/15/2029	98164RAD8	60,000.00	MIZUHO		99.42	59,651.72	(340.37)	(340.43)	2.32	4.99
CNH 2024-A A3 DTD 01/24/2024 4.770% 06/15/2029	18978FAC0	25,000.00	MERRILL		99.36	24,838.91	(155.18)	(155.28)	2.45	4.91
Security Type Sub-Total		2,373,843.34				2,356,868.68	(15,830.01)	(15,965.82)	1.40	4.60
Managed Account Sub-Total		12,023,165.03				11,889,186.36	(110,034.34)	(116,209.90)	1.77	4.68
Securities Sub-Total		\$12,023,165.03				\$11,889,186.36	(\$110,034.34)	(\$116,209.90)	1.77	4.68%
Accrued Interest						\$81,369.66				
Total Investments						\$11,970,556.02				

Managed Account Security Transactions & Interest

For the Month Ending **February 29, 2024**

CITY OF DORAL TRANSPORTATION - [REDACTED]

Transaction Type		Security Description	CUSIP	Par	Principal Proceeds	Accrued Interest	Total	Realized G/L Cost	Realized G/L Amort Cost	Sale Method
Trade	Settle									
BUY										
01/24/24	02/05/24	NATIONAL RURAL UTIL COOP CORP NOTES (CAL DTD 02/05/2024 4.800% 02/05/2027	63743HFM9	90,000.00	(89,973.00)	0.00	(89,973.00)			
02/01/24	02/05/24	US TREASURY N/B NOTES DTD 01/15/2024 4.000% 01/15/2027	91282CJT9	405,000.00	(405,395.51)	(934.62)	(406,330.13)			
02/05/24	02/08/24	TEXAS INSTRUMENTS CORP NOTES (CALLABLE) DTD 02/08/2024 4.600% 02/08/2027	882508CE2	55,000.00	(54,964.80)	0.00	(54,964.80)			
02/06/24	02/14/24	WOART 2024-A A3 DTD 02/14/2024 4.860% 03/15/2029	98164RAD8	60,000.00	(59,992.09)	0.00	(59,992.09)			
02/07/24	02/09/24	ELI LILLY & CO CORPORATE NOTES DTD 02/09/2024 4.500% 02/09/2027	532457CJ5	55,000.00	(54,970.85)	0.00	(54,970.85)			
02/13/24	02/21/24	HAROT 2024-1 A3 DTD 02/21/2024 5.210% 08/15/2028	437918AC9	70,000.00	(69,996.96)	0.00	(69,996.96)			
02/14/24	02/22/24	BRISTOL-MYERS SQUIBB CORP NOTES (CALLABL DTD 02/22/2024 4.900% 02/22/2027	110122EE4	15,000.00	(14,983.80)	0.00	(14,983.80)			
02/21/24	02/26/24	ASTRAZENECA FINANCE LLC CORP NOTES (CALL DTD 02/26/2024 4.800% 02/26/2027	04636NAK9	40,000.00	(39,932.80)	0.00	(39,932.80)			
02/21/24	02/26/24	CISCO SYSTEMS INC CORPORATE NOTES (CALLA DTD 02/26/2024 4.800% 02/26/2027	17275RBQ4	55,000.00	(54,928.50)	0.00	(54,928.50)			
Transaction Type Sub-Total				845,000.00	(845,138.31)	(934.62)	(846,072.93)			

INTEREST										
02/01/24	02/01/24	Government National Mortgage Association DTD 07/30/2019 2.500% 01/01/2069	38380LXE8	21,626.92	0.00	45.06	45.06			
02/01/24	02/01/24	Government National Mortgage Association DTD 09/30/2014 3.000% 09/01/2064	38375UPV6	19,280.93	0.00	48.20	48.20			
02/01/24	02/01/24	BB&T CORPORATION CORP BONDS DTD 07/29/2019 2.500% 08/01/2024	05531FBH5	85,000.00	0.00	1,062.50	1,062.50			

Managed Account Security Transactions & Interest

For the Month Ending **February 29, 2024**

CITY OF DORAL TRANSPORTATION - [REDACTED]

Transaction Type		Security Description	CUSIP	Par	Principal Proceeds	Accrued Interest	Total	Realized G/L Cost	Realized G/L Amort Cost	Sale Method
Trade	Settle									
INTEREST										
02/01/24	02/01/24	Government National Mortgage Association DTD 01/30/2020 2.250% 12/01/2069	38380LV67	22,320.57	0.00	41.85	41.85			
02/01/24	02/01/24	MONEY MARKET FUND	MONEY0002	0.00	0.00	469.22	469.22			
02/01/24	02/25/24	FHMS K736 A2 DTD 09/01/2019 2.282% 07/01/2026	3137FNWX4	65,000.00	0.00	123.61	123.61			
02/01/24	02/25/24	FANNIE MAE POOL FM4174 DTD 09/01/2020 3.000% 11/01/2032	3140X7T82	18,852.54	0.00	47.13	47.13			
02/01/24	02/25/24	FN BM4614 DTD 10/01/2018 3.000% 03/01/2033	3140J9DU2	10,737.70	0.00	26.84	26.84			
02/01/24	02/25/24	FHMS K082 A1 DTD 10/31/2018 3.920% 05/01/2028	3137FJKD0	63,780.02	0.00	208.35	208.35			
02/01/24	02/25/24	FHMS K058 A1 DTD 11/09/2016 2.340% 07/01/2026	3137BSP64	57,988.27	0.00	113.08	113.08			
02/01/24	02/25/24	FHLMC MULTIFAMILY STRUCTURED POOL DTD 11/01/2017 3.064% 08/01/2024	3137FBTA4	97,400.97	0.00	248.70	248.70			
02/06/24	02/06/24	STATE STREET CORP (CALLABLE) CORPORATE N DTD 02/07/2022 1.746% 02/06/2026	857477BR3	25,000.00	0.00	218.25	218.25			
02/07/24	02/07/24	NATIONAL RURAL UTIL COOP CORPORATE NOTES DTD 02/07/2022 1.875% 02/07/2025	63743HFC1	10,000.00	0.00	93.75	93.75			
02/11/24	02/11/24	BMW US CAPITAL LLC CORPORATE NOTES DTD 08/11/2023 5.300% 08/11/2025	05565ECC7	60,000.00	0.00	1,590.00	1,590.00			
02/14/24	02/14/24	3M COMPANY (CALLABLE) CORP NOTES DTD 08/26/2019 2.000% 02/14/2025	88579YBH3	35,000.00	0.00	350.00	350.00			
02/14/24	02/14/24	TOYOTA MOTOR CREDIT CORP CORPORATE NOTES DTD 08/14/2023 5.000% 08/14/2026	89236TKX2	45,000.00	0.00	1,125.00	1,125.00			
02/15/24	02/15/24	FITAT 2023-1 A3 DTD 08/23/2023 5.530% 08/15/2028	31680EAD3	70,000.00	0.00	322.58	322.58			

Managed Account Security Transactions & Interest

For the Month Ending **February 29, 2024**

CITY OF DORAL TRANSPORTATION - [REDACTED]										
Transaction Type		Security Description	CUSIP	Par	Principal Proceeds	Accrued Interest	Total	Realized G/L Cost	Realized G/L Amort Cost	Sale Method
Trade	Settle									
INTEREST										
02/15/24	02/15/24	HAROT 2022-1 A3 DTD 02/23/2022 1.880% 05/15/2026	43815BAC4	50,306.05	0.00	78.81	78.81			
02/15/24	02/15/24	USAOT 2023-A A3 DTD 09/15/2023 5.580% 05/15/2028	90291VAC4	80,000.00	0.00	372.00	372.00			
02/15/24	02/15/24	TAOT 2023-D A3 DTD 11/14/2023 5.540% 08/15/2028	89239FAD4	25,000.00	0.00	115.42	115.42			
02/15/24	02/15/24	HART 2023-C A3 DTD 11/13/2023 5.540% 10/16/2028	44918CAD4	35,000.00	0.00	161.58	161.58			
02/15/24	02/15/24	TAOT 2022-C A3 DTD 08/16/2022 3.760% 04/15/2027	89231CAD9	25,000.00	0.00	78.33	78.33			
02/15/24	02/15/24	MBART 2023-2 A3 DTD 10/25/2023 5.950% 11/15/2028	58769FAC9	35,000.00	0.00	173.54	173.54			
02/15/24	02/15/24	US TREASURY NOTES DTD 02/15/2023 4.000% 02/15/2026	91282CGL9	505,000.00	0.00	10,100.00	10,100.00			
02/15/24	02/15/24	US TREASURY NOTES DTD 08/15/2022 3.125% 08/15/2025	91282CFE6	300,000.00	0.00	4,687.50	4,687.50			
02/15/24	02/15/24	CNH 2024-A A3 DTD 01/24/2024 4.770% 06/15/2029	18978FAC0	25,000.00	0.00	69.56	69.56			
02/15/24	02/15/24	CHAIT 2023-A1 A DTD 09/15/2023 5.160% 09/15/2028	161571HT4	100,000.00	0.00	430.00	430.00			
02/15/24	02/15/24	ALLYA 2023-1 A3 DTD 07/19/2023 5.460% 05/15/2028	02007WAC2	120,000.00	0.00	546.00	546.00			
02/15/24	02/15/24	COPAR 2022-1 A3 DTD 05/04/2022 3.170% 04/15/2027	14043OAC6	35,000.00	0.00	92.46	92.46			
02/15/24	02/15/24	TAOT 2024-A A3 DTD 01/30/2024 4.830% 10/16/2028	89238DAD0	25,000.00	0.00	50.31	50.31			
02/15/24	02/15/24	COMET 2022-A1 A1 DTD 03/30/2022 2.800% 03/15/2027	14041NFZ9	90,000.00	0.00	210.00	210.00			
02/15/24	02/15/24	BAAT 2023-2A A3 DTD 11/21/2023 5.740% 06/15/2028	06054YAC1	90,000.00	0.00	430.50	430.50			
02/15/24	02/15/24	HART 2023-B A3 DTD 07/19/2023 5.480% 04/17/2028	44933XAD9	25,000.00	0.00	114.17	114.17			
02/15/24	02/15/24	CARMX 2021-1 A3 DTD 01/27/2021 0.340% 12/15/2025	14316NAC3	11,925.70	0.00	3.38	3.38			

Managed Account Security Transactions & Interest

For the Month Ending **February 29, 2024**

CITY OF DORAL TRANSPORTATION - [REDACTED]

Transaction Type		Security Description	CUSIP	Par	Principal Proceeds	Accrued Interest	Total	Realized G/L Cost	Realized G/L Amort Cost	Sale Method
Trade	Settle									
INTEREST										
02/15/24	02/15/24	TAOT 2023-B A3 DTD 05/23/2023 4.710% 02/15/2028	891941AD8	45,000.00	0.00	176.63	176.63			
02/15/24	02/15/24	MBART 2022-1 A3 DTD 11/22/2022 5.210% 08/16/2027	58768PAC8	100,000.00	0.00	434.17	434.17			
02/15/24	02/15/24	FORDO 2023-A A3 DTD 03/31/2023 4.650% 02/15/2028	344928AD8	30,000.00	0.00	116.25	116.25			
02/15/24	02/15/24	HDMOT 2022-A A3 DTD 04/20/2022 3.060% 02/15/2027	41284YAD8	36,572.20	0.00	93.26	93.26			
02/15/24	02/15/24	US TREASURY NOTES DTD 08/15/2023 4.375% 08/15/2026	91282CHU8	275,000.00	0.00	6,015.63	6,015.63			
02/15/24	02/15/24	CNH 2021-C A3 DTD 10/27/2021 0.810% 12/15/2026	12598LAC0	10,743.03	0.00	7.25	7.25			
02/15/24	02/15/24	CARMX 2022-4 A3 DTD 10/31/2022 5.340% 08/16/2027	14318UAD3	90,000.00	0.00	400.50	400.50			
02/15/24	02/15/24	DCENT 2022-A2 A DTD 05/26/2022 3.320% 05/17/2027	254683CS2	80,000.00	0.00	221.33	221.33			
02/15/24	02/15/24	JDOT 2022-A A3 DTD 03/16/2022 2.320% 09/16/2026	47787JAC2	35,588.45	0.00	68.80	68.80			
02/15/24	02/15/24	CNH 2022-A A3 DTD 03/31/2022 2.940% 07/15/2027	12660DAC1	35,000.00	0.00	85.75	85.75			
02/15/24	02/15/24	JDOT 2022-C A3 DTD 10/19/2022 5.090% 06/15/2027	47800BAC2	70,000.00	0.00	296.92	296.92			
02/15/24	02/15/24	FORDO 2022-A A3 DTD 01/24/2022 1.290% 06/15/2026	345286AC2	20,929.44	0.00	22.50	22.50			
02/15/24	02/15/24	BACCT 2022-A1 A1 DTD 06/16/2022 3.530% 11/15/2027	05522RDE5	30,000.00	0.00	88.25	88.25			
02/15/24	02/15/24	DTRT 2022-1 A3 DTD 10/19/2022 5.230% 02/17/2026	233869AC0	50,000.00	0.00	217.92	217.92			
02/15/24	02/15/24	ALLYA 2022-1 A3 DTD 05/18/2022 3.310% 11/15/2026	02008JAC0	67,435.74	0.00	186.01	186.01			
02/15/24	02/15/24	CARMX 2022-2 A3 DTD 04/28/2022 3.490% 02/16/2027	14317HAC5	41,967.33	0.00	122.05	122.05			
02/15/24	02/15/24	DCENT 2022-A3 A3 DTD 08/09/2022 3.560% 07/15/2027	254683CW3	75,000.00	0.00	222.50	222.50			

Managed Account Security Transactions & Interest

For the Month Ending **February 29, 2024**

CITY OF DORAL TRANSPORTATION - [REDACTED]

Transaction Type		Security Description	CUSIP	Par	Principal Proceeds	Accrued Interest	Total	Realized G/L Cost	Realized G/L Amort Cost	Sale Method
Trade	Settle									
INTEREST										
02/15/24	02/15/24	CARMX 2021-4 A3 DTD 09/22/2021 0.560% 09/15/2026	14317JAD9	12,722.06	0.00	5.94	5.94			
02/15/24	02/15/24	CARMX 2021-3 A3 DTD 07/28/2021 0.550% 06/15/2026	14317DAC4	16,286.43	0.00	7.46	7.46			
02/15/24	02/15/24	COMET 2022-A2 A DTD 06/14/2022 3.490% 05/15/2027	14041NGA3	80,000.00	0.00	232.67	232.67			
02/15/24	02/15/24	BAAT 2023-1A A3 DTD 07/31/2023 5.530% 02/15/2028	06428AAC2	45,000.00	0.00	207.38	207.38			
02/15/24	02/15/24	HART 2022-A A3 DTD 03/16/2022 2.220% 10/15/2026	448977AD0	59,338.19	0.00	109.78	109.78			
02/15/24	02/15/24	NAROT 2023-B A3 DTD 10/25/2023 5.930% 03/15/2028	65480MAD5	25,000.00	0.00	123.54	123.54			
02/15/24	02/15/24	COMET 2021-A3 A3 DTD 11/30/2021 1.040% 11/15/2026	14041NFY2	25,000.00	0.00	21.67	21.67			
02/15/24	02/15/24	COPAR 2022-2 A3 DTD 08/10/2022 3.660% 05/17/2027	14043GAD6	35,000.00	0.00	106.75	106.75			
02/15/24	02/15/24	HAROT 2023-2 A3 DTD 05/30/2023 4.930% 11/15/2027	437927AC0	40,000.00	0.00	164.33	164.33			
02/15/24	02/15/24	AMXCA 2023-3 A DTD 09/19/2023 5.230% 09/15/2028	02582JKD1	100,000.00	0.00	435.83	435.83			
02/16/24	02/16/24	GMCAR 2023-2 A3 DTD 04/12/2023 4.470% 02/16/2028	362583AD8	30,000.00	0.00	111.75	111.75			
02/16/24	02/16/24	GMCAR 2022-1 A3 DTD 01/19/2022 1.260% 11/16/2026	380146AC4	19,609.31	0.00	20.59	20.59			
02/16/24	02/16/24	GMCAR 2024-1 A3 DTD 01/17/2024 4.850% 12/18/2028	36268GAD7	10,000.00	0.00	39.07	39.07			
02/16/24	02/16/24	GMCAR 2022-2 A3 DTD 04/13/2022 3.100% 02/16/2027	362585AC5	30,000.00	0.00	77.50	77.50			
02/18/24	02/18/24	HAROT 2021-3 A3 DTD 08/25/2021 0.410% 11/18/2025	43815EAC8	9,374.29	0.00	3.20	3.20			
02/18/24	02/18/24	TOYOTA MOTOR CREDIT CORP CORPORATE NOTES DTD 08/18/2022 3.650% 08/18/2025	89236TKF1	40,000.00	0.00	730.00	730.00			

Managed Account Security Transactions & Interest

For the Month Ending **February 29, 2024**

CITY OF DORAL TRANSPORTATION - [REDACTED]

Transaction Type		Security Description	CUSIP	Par	Principal Proceeds	Accrued Interest	Total	Realized G/L Cost	Realized G/L Amort Cost	Sale Method
Trade	Settle									
INTEREST										
02/21/24	02/21/24	HAROT 2021-4 A3 DTD 11/24/2021 0.880% 01/21/2026	43815GAC3	9,668.82	0.00	7.09	7.09			
02/21/24	02/21/24	HAROT 2023-4 A3 DTD 11/08/2023 5.670% 06/21/2028	438123AC5	20,000.00	0.00	94.50	94.50			
02/24/24	02/24/24	JPMORGAN CHASE & CO CORP NOTES (CALLABLE) DTD 02/24/2022 2.595% 02/24/2026	46647PCV6	85,000.00	0.00	1,102.88	1,102.88			
02/25/24	02/25/24	BMWOT 2023-A A3 DTD 07/18/2023 5.470% 02/25/2028	05592XAD2	20,000.00	0.00	91.17	91.17			
02/25/24	02/25/24	BMWOT 2022-A A3 DTD 05/18/2022 3.210% 08/25/2026	05602RAD3	27,434.81	0.00	73.39	73.39			
02/28/24	02/28/24	PACIFIC LIFE GF II NOTES DTD 08/30/2023 5.500% 08/28/2026	6944PL2W8	15,000.00	0.00	407.92	407.92			
Transaction Type Sub-Total				4,131,889.77	0.00	36,797.81	36,797.81			
MATURITY										
02/04/24	02/04/24	BANK OF AMERICA CORP CORP NOTES (CALLED, DTD 02/04/2022 1.843% 02/04/2024	06051GKG3	55,000.00	55,000.00	506.83	55,506.83	0.00	0.00	
Transaction Type Sub-Total				55,000.00	55,000.00	506.83	55,506.83	0.00	0.00	
PAYDOWNS										
02/01/24	02/01/24	Government National Mortgage Association DTD 01/30/2020 2.250% 12/01/2069	38380LV67	414.94	414.94	0.00	414.94	(1.80)	0.00	
02/01/24	02/01/24	Government National Mortgage Association DTD 07/30/2019 2.500% 01/01/2069	38380LXE8	1,440.92	1,440.92	0.00	1,440.92	(7.04)	0.00	
02/01/24	02/01/24	Government National Mortgage Association DTD 09/30/2014 3.000% 09/01/2064	38375UPV6	2,425.21	2,425.21	0.00	2,425.21	(149.61)	0.00	
02/01/24	02/25/24	FN BM4614 DTD 10/01/2018 3.000% 03/01/2033	3140J9DU2	211.42	211.42	0.00	211.42	(13.87)	0.00	

Managed Account Security Transactions & Interest

For the Month Ending **February 29, 2024**

CITY OF DORAL TRANSPORTATION - [REDACTED]

Transaction Type		Security Description	CUSIP	Par	Principal Proceeds	Accrued Interest	Total	Realized G/L Cost	Realized G/L Amort Cost	Sale Method
Trade	Settle									
PAYDOWNS										
02/01/24	02/25/24	FANNIE MAE POOL FM4174 DTD 09/01/2020 3.000% 11/01/2032	3140X7T82	604.45	604.45	0.00	604.45	(36.55)	0.00	
02/01/24	02/25/24	FHMS K058 A1 DTD 11/09/2016 2.340% 07/01/2026	3137BSP64	1,522.16	1,522.16	0.00	1,522.16	78.01	0.00	
02/01/24	02/25/24	FHMS K082 A1 DTD 10/31/2018 3.920% 05/01/2028	3137FJKD0	884.87	884.87	0.00	884.87	28.90	0.00	
02/01/24	02/25/24	FHLMC MULTIFAMILY STRUCTURED POOL DTD 11/01/2017 3.064% 08/01/2024	3137FBTA4	162.26	162.26	0.00	162.26	(0.22)	0.00	
02/15/24	02/15/24	HAROT 2022-1 A3 DTD 02/23/2022 1.880% 05/15/2026	43815BAC4	3,356.50	3,356.50	0.00	3,356.50	0.50	0.00	
02/15/24	02/15/24	JDOT 2022-A A3 DTD 03/16/2022 2.320% 09/16/2026	47787JAC2	2,700.42	2,700.42	0.00	2,700.42	0.60	0.00	
02/15/24	02/15/24	HART 2022-A A3 DTD 03/16/2022 2.220% 10/15/2026	448977AD0	3,689.58	3,689.58	0.00	3,689.58	0.14	0.00	
02/15/24	02/15/24	ALLYA 2022-1 A3 DTD 05/18/2022 3.310% 11/15/2026	02008JAC0	4,375.12	4,375.12	0.00	4,375.12	0.85	0.00	
02/15/24	02/15/24	CNH 2021-C A3 DTD 10/27/2021 0.810% 12/15/2026	12598LAC0	630.11	630.11	0.00	630.11	0.07	0.00	
02/15/24	02/15/24	CARMX 2021-4 A3 DTD 09/22/2021 0.560% 09/15/2026	14317JAD9	813.39	813.39	0.00	813.39	0.09	0.00	
02/15/24	02/15/24	HDMOT 2022-A A3 DTD 04/20/2022 3.060% 02/15/2027	41284YAD8	2,061.70	2,061.70	0.00	2,061.70	0.34	0.00	
02/15/24	02/15/24	CNH 2022-A A3 DTD 03/31/2022 2.940% 07/15/2027	12660DAC1	731.97	731.97	0.00	731.97	0.05	0.00	
02/15/24	02/15/24	FORDO 2022-A A3 DTD 01/24/2022 1.290% 06/15/2026	345286AC2	1,537.74	1,537.74	0.00	1,537.74	0.18	0.00	
02/15/24	02/15/24	CARMX 2021-1 A3 DTD 01/27/2021 0.340% 12/15/2025	14316NAC3	1,680.78	1,680.78	0.00	1,680.78	0.33	0.00	
02/15/24	02/15/24	CARMX 2022-2 A3 DTD 04/28/2022 3.490% 02/16/2027	14317HAC5	2,353.48	2,353.48	0.00	2,353.48	0.36	0.00	
02/15/24	02/15/24	CARMX 2021-3 A3 DTD 07/28/2021 0.550% 06/15/2026	14317DAC4	1,215.17	1,215.17	0.00	1,215.17	0.20	0.00	

Managed Account Security Transactions & Interest

For the Month Ending **February 29, 2024**

CITY OF DORAL TRANSPORTATION - [REDACTED]

Transaction Type	Trade	Settle	Security Description	CUSIP	Par	Principal Proceeds	Accrued Interest	Total	Realized G/L Cost	Realized G/L Amort Cost	Sale Method
PAYDOWNS											
	02/16/24	02/16/24	GMCAR 2022-1 A3 DTD 01/19/2022 1.260% 11/16/2026	380146AC4	1,224.63	1,224.63	0.00	1,224.63	0.11	0.00	
	02/16/24	02/16/24	GMCAR 2022-2 A3 DTD 04/13/2022 3.100% 02/16/2027	362585AC5	1,101.30	1,101.30	0.00	1,101.30	0.23	0.00	
	02/18/24	02/18/24	HAROT 2021-3 A3 DTD 08/25/2021 0.410% 11/18/2025	43815EAC8	936.80	936.80	0.00	936.80	0.01	0.00	
	02/21/24	02/21/24	HAROT 2021-4 A3 DTD 11/24/2021 0.880% 01/21/2026	43815GAC3	775.82	775.82	0.00	775.82	0.16	0.00	
	02/25/24	02/25/24	BMWOT 2022-A A3 DTD 05/18/2022 3.210% 08/25/2026	05602RAD3	1,874.00	1,874.00	0.00	1,874.00	0.10	0.00	

Transaction Type Sub-Total					38,724.74	38,724.74	0.00	38,724.74	(97.86)	0.00	
-----------------------------------	--	--	--	--	------------------	------------------	-------------	------------------	----------------	-------------	--

SELL											
	02/01/24	02/05/24	US TREASURY NOTES DTD 04/15/2022 2.625% 04/15/2025	91282CEH0	115,000.00	112,457.42	932.02	113,389.44	(1,590.24)	(2,157.93)	FIFO
	02/01/24	02/05/24	BMW US CAPITAL LLC CORP NOTES DTD 04/01/2022 3.250% 04/01/2025	05565EBZ7	30,000.00	29,486.40	335.83	29,822.23	(485.40)	(502.77)	FIFO
	02/01/24	02/05/24	TARGET CORP (CALLABLE) CORPORATE NOTES DTD 03/31/2020 2.250% 04/15/2025	87612EBL9	55,000.00	53,436.35	378.13	53,814.48	(1,573.00)	(1,567.08)	FIFO
	02/01/24	02/05/24	US TREASURY NOTES DTD 12/15/2021 1.000% 12/15/2024	91282CDN8	150,000.00	145,248.05	213.11	145,461.16	(4,593.74)	(4,705.69)	FIFO
	02/06/24	02/08/24	US TREASURY NOTES DTD 10/15/2023 4.625% 10/15/2026	91282CJC6	30,000.00	30,261.33	439.75	30,701.08	301.17	298.00	FIFO
	02/07/24	02/09/24	US TREASURY NOTES DTD 10/15/2023 4.625% 10/15/2026	91282CJC6	55,000.00	55,509.18	813.17	56,322.35	582.23	576.34	FIFO
	02/08/24	02/14/24	US TREASURY NOTES DTD 09/15/2023 4.625% 09/15/2026	91282CHY0	60,000.00	60,482.81	1,158.79	61,641.60	911.72	862.14	FIFO
	02/21/24	02/26/24	US TREASURY NOTES DTD 10/15/2023 4.625% 10/15/2026	91282CJC6	40,000.00	40,140.63	677.32	40,817.95	193.75	188.68	FIFO
	02/23/24	02/26/24	US TREASURY NOTES DTD 10/15/2023 4.625% 10/15/2026	91282CJC6	55,000.00	55,148.24	931.32	56,079.56	221.29	214.31	FIFO

Transaction Type Sub-Total					590,000.00	582,170.41	5,879.44	588,049.85	(6,032.22)	(6,794.00)	
-----------------------------------	--	--	--	--	-------------------	-------------------	-----------------	-------------------	-------------------	-------------------	--

Managed Account Security Transactions & Interest

For the Month Ending **February 29, 2024**

CITY OF DORAL TRANSPORTATION - [REDACTED]										
Transaction Type		Security Description	CUSIP	Par	Principal Proceeds	Accrued Interest	Total	Realized G/L Cost	Realized G/L Amort Cost	Sale Method
Trade	Settle									
Managed Account Sub-Total					(169,243.16)	42,249.46	(126,993.70)	(6,130.08)	(6,794.00)	
Total Security Transactions					(\$169,243.16)	\$42,249.46	(\$126,993.70)	(\$6,130.08)	(\$6,794.00)	

Managed Account Summary Statement

For the Month Ending **February 29, 2024**

CITY OF DORAL GO BOND SERIES 2021 - [REDACTED]

Transaction Summary - Managed Account

Opening Market Value	\$0.00
Maturities/Calls	0.00
Principal Dispositions	0.00
Principal Acquisitions	0.00
Unsettled Trades	0.00
Change in Current Value	0.00
Closing Market Value	\$0.00

Cash Transactions Summary - Managed Account

Maturities/Calls	0.00
Sale Proceeds	0.00
Coupon/Interest/Dividend Income	1,835.75
Principal Payments	0.00
Security Purchases	0.00
Net Cash Contribution	0.00
Reconciling Transactions	0.00

Earnings Reconciliation (Cash Basis) - Managed Account

Interest/Dividends/Coupons Received	1,835.75
Less Purchased Interest Related to Interest/Coupons	0.00
Plus Net Realized Gains/Losses	0.00
Total Cash Basis Earnings	\$1,835.75

Cash Balance

Closing Cash Balance	\$415,663.58
-----------------------------	---------------------

Earnings Reconciliation (Accrual Basis)

	Total
Ending Amortized Value of Securities	0.00
Ending Accrued Interest	0.00
Plus Proceeds from Sales	0.00
Plus Proceeds of Maturities/Calls/Principal Payments	0.00
Plus Coupons/Dividends Received	1,835.75
Less Cost of New Purchases	0.00
Less Beginning Amortized Value of Securities	0.00
Less Beginning Accrued Interest	0.00
Total Accrual Basis Earnings	\$1,835.75

Managed Account Security Transactions & Interest

For the Month Ending **February 29, 2024**

CITY OF DORAL GO BOND SERIES 2021 - [REDACTED]										
Transaction Type		Security Description	CUSIP	Par	Principal Proceeds	Accrued Interest	Total	Realized G/L Cost	Realized G/L Amort Cost	Sale Method
Trade	Settle									
INTEREST										
02/01/24	02/01/24	MONEY MARKET FUND	MONEY0002	0.00	0.00	1,835.75	1,835.75			
Transaction Type Sub-Total				0.00	0.00	1,835.75	1,835.75			
Managed Account Sub-Total					0.00	1,835.75	1,835.75			
Total Security Transactions					\$0.00	\$1,835.75	\$1,835.75			

FL Palm Consolidated Statement



ACCOUNT STATEMENT

City of Doral

For the Month Ending
February 29, 2024

Client Management Team

Richard Pengelly, CFA, CIMA, CTP

Managing Director
225 E. Robinson Street
Orlando, FL 32801
407-406-5766
pengellyr@pfmam.com

Shelly Ilgenfritz

Key Account Manager
213 Market Street
Harrisburg, PA 17101
1-877-495-8246
ilgenfritzs@pfmam.com

Contents

Cover/Disclosures
Summary Statement
Individual Accounts

Accounts included in Statement

(see inside cover for list of accounts)

Important Messages

FL PALM will be closed on 03/29/2024 for Good Friday.

CITY OF DORAL
SOLANGEL PEREZ
8401 NW 53RD TERRACE
DORAL, FL 33166

Online Access www.fl-palm.com

Customer Service 1-877-495-8246



ACCOUNT STATEMENT

City of Doral

For the Month Ending
February 29, 2024

Accounts included in Statement

██████████	Doral GO Bond Series 2021	██████████	City of Doral - General Fund
██████████	City of Doral - Park Impact Fee Fund	██████████	City of Doral - Police Impact Fee Fund
██████████	City of Doral - Stormwater Fund	██████████	City of Doral - Infrastructure Replacement Fund
██████████	OPEB Fund		



Important Disclosures

Important Disclosures

This statement is for general information purposes only and is not intended to provide specific advice or recommendations. PFM Asset Management LLC ("PFMAM") is an investment adviser registered with the U.S. Securities and Exchange Commission and a subsidiary of U.S. Bancorp Asset Management, Inc. ("USBAM"). USBAM is a subsidiary of U.S. Bank National Association ("U.S. Bank"). U.S. Bank is a separate entity and subsidiary of U.S. Bancorp. U.S. Bank is not responsible for and does not guarantee the products, services or performance of PFMAM. PFMAM maintains a written disclosure statement of our background and business experience. If you would like to receive a copy of our current disclosure statement, please contact Service Operations at the address below.

Proxy Voting PFMAM does not normally receive proxies to vote on behalf of its clients. However, it does on occasion receive consent requests. In the event a consent request is received the portfolio manager contacts the client and then proceeds according to their instructions. PFMAM's Proxy Voting Policy is available upon request by contacting Service Operations at the address below.

Questions About an Account PFMAM's monthly statement is intended to detail our investment advisory activity as well as the activity of any accounts held by clients in pools that are managed by PFMAM. The custodian bank maintains the control of assets and executes (i.e., settles) all investment transactions. The custodian statement is the official record of security and cash holdings and transactions. PFMAM recognizes that clients may use these reports to facilitate record keeping and that the custodian bank statement and the PFMAM statement should be reconciled and differences resolved. Many custodians use a settlement date basis which may result in the need to reconcile due to a timing difference.

Account Control PFMAM does not have the authority to withdraw funds from or deposit funds to the custodian outside the scope of services provided by PFMAM. Our clients retain responsibility for their internal accounting policies; implementing and enforcing internal controls and generating ledger entries or otherwise recording transactions.

Market Value Generally, PFMAM's market prices are derived from closing bid prices as of the last business day of the month as supplied by Refinitiv or Bloomberg. For certain short-term investments or where prices are not available from generally recognized sources the securities are priced using a yield-based matrix system to arrive at an estimated market value. Prices that fall between data points are interpolated. Non-negotiable FDIC-insured bank certificates of deposit are priced at par. Although PFMAM believes the prices to be reliable, the values of the securities may not represent the prices at which the securities could have been bought or sold. Explanation of the valuation methods for a registered investment company or local government investment program is contained in the appropriate fund offering documentation or information statement.

Amortized Cost The original cost of the principal of the security is adjusted for the amount of the periodic reduction of any discount or premium from the purchase date until the date of the report. Discount or premium with respect to short term securities (those with less than one year to maturity at time of issuance) is amortized on a straightline basis. Such discount or premium with respect to longer term securities is amortized using the constant yield basis.

Tax Reporting Cost data and realized gains / losses are provided for informational purposes only. Please review for accuracy and consult your tax advisor to determine the tax consequences of your security transactions. PFMAM does not report such information to the IRS or other taxing authorities and is not responsible for the accuracy of such information that may be required to be reported to federal, state or other taxing authorities.

Financial Situation In order to better serve you, PFMAM should be promptly notified of any material change in your investment objective or financial situation.

Callable Securities Securities subject to redemption prior to maturity may be redeemed in whole or in part before maturity, which could affect the yield represented.

Portfolio The securities in this portfolio, including shares of mutual funds, are not guaranteed or otherwise protected by PFMAM, the FDIC (except for certain non-negotiable certificates of deposit) or any government agency. Investment in securities involves risks, including the possible loss of the amount invested. Actual settlement values, accrued interest, and amortized cost amounts may vary for securities subject to an adjustable interest rate or subject to principal paydowns. Any changes to the values shown may be reflected within the next monthly statement's beginning values.

Rating Information provided for ratings is based upon a good faith inquiry of selected sources, but its accuracy and completeness cannot be guaranteed.

Shares of some local government investment programs and TERM funds are marketed through representatives of PFMAM's affiliate, PFM Fund Distributors, Inc. which is registered with the SEC as a broker/dealer and is a member of the Financial Industry Regulatory Authority ("FINRA") and the Municipal Securities Rulemaking Board ("MSRB"). You may reach the FINRA by calling the FINRA Hotline at 1-800-289-9999 or at the FINRA website address <https://www.finra.org/investors/investor-contacts>. A brochure describing the FINRA Regulation Public Disclosure Program is also available from FINRA upon request.

Key Terms and Definitions

Dividends on local government investment program funds consist of interest earned, plus any discount ratably amortized to the date of maturity, plus all realized gains and losses on the sale of securities prior to maturity, less ratably amortization of any premium and all accrued expenses to the fund. Dividends are accrued daily and may be paid either monthly or quarterly. The monthly earnings on this statement represent the estimated dividend accrued for the month for any program that distributes earnings on a quarterly basis. There is no guarantee that the estimated amount will be paid on the actual distribution date.

Current Yield is the net change, exclusive of capital changes and income other than investment income, in the value of a hypothetical fund account with a balance of one share over the seven-day base period including the statement date, expressed as a percentage of the value of one share (normally \$1.00 per share) at the beginning of the seven-day period. This resulting net change in account value is then annualized by multiplying it by

365 and dividing the result by 7. The yields quoted should not be considered a representation of the yield of the fund in the future, since the yield is not fixed. **Average maturity** represents the average maturity of all securities and investments of a portfolio, determined by multiplying the par or principal value of each security or investment by its maturity (days or years), summing the products, and dividing the sum by the total principal value of the portfolio. The stated maturity date of mortgage backed or callable securities are used in this statement. However the actual maturity of these securities could vary depending on the level or prepayments on the underlying mortgages or whether a callable security has or is still able to be called.

Monthly distribution yield represents the net change in the value of one share (normally \$1.00 per share) resulting from all dividends declared during the month by a fund expressed as a percentage of the value of one share at the beginning of the month. This resulting net change is then annualized by multiplying it by 365 and dividing it by the number of calendar days in the month.

YTM at Cost The yield to maturity at cost is the expected rate of return, based on the original cost, the annual interest receipts, maturity value and the time period from purchase date to maturity, stated as a percentage, on an annualized basis.

YTM at Market The yield to maturity at market is the rate of return, based on the current market value, the annual interest receipts, maturity value and the time period remaining until maturity, stated as a percentage, on an annualized basis.

Managed Account A portfolio of investments managed discretely by PFMAM according to the client's specific investment policy and requirements. The investments are directly owned by the client and held by the client's custodian.

Unsettled Trade A trade which has been executed however the final consummation of the security transaction and payment has not yet taken place.

Please review the detail pages of this statement carefully. If you think your statement is wrong, missing account information, or if you need more information about a transaction, please contact PFMAM within 60 days of receipt. If you have other concerns or questions regarding your account, or to request an updated copy of PFMAM's current disclosure statement, please contact a member of your client management team at PFMAM Service Operations at the address below.

PFM Asset Management LLC
Attn: Service Operations
213 Market Street
Harrisburg, PA 17101

NOT FDIC INSURED NO BANK GUARANTEE MAY LOSE VALUE

Consolidated Summary Statement

Account Statement
For the Month Ending **February 29, 2024**

City of Doral

Portfolio Summary

Portfolio Holdings	Cash Dividends and Income	Closing Market Value	Current Yield
FL PALM	214,065.25	49,712,496.26	5.46 %
Total	\$214,065.25	\$49,712,496.26	

Investment Allocation

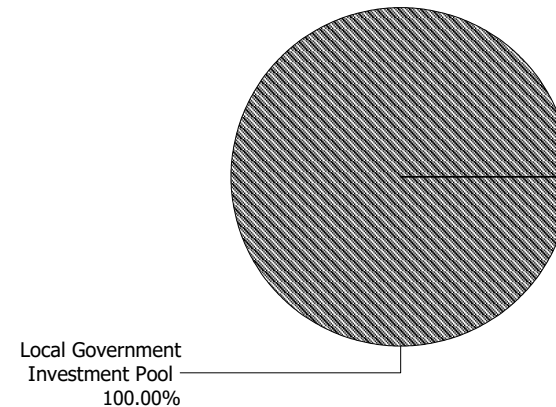
Investment Type	Closing Market Value	Percent
Local Government Investment Pool	49,712,496.26	100.00
Total	\$49,712,496.26	100.00%

Maturity Distribution (Fixed Income Holdings)

Portfolio Holdings	Closing Market Value	Percent
Under 30 days	49,712,496.26	100.00
31 to 60 days	0.00	0.00
61 to 90 days	0.00	0.00
91 to 180 days	0.00	0.00
181 days to 1 year	0.00	0.00
1 to 2 years	0.00	0.00
2 to 3 years	0.00	0.00
3 to 4 years	0.00	0.00
4 to 5 years	0.00	0.00
Over 5 years	0.00	0.00
Total	\$49,712,496.26	100.00%

Weighted Average Days to Maturity 1

Sector Allocation





Consolidated Summary Statement

Account Statement
For the Month Ending **February 29, 2024**

City of Doral

Account Number	Account Name	Opening Market Value	Purchases / Deposits	Redemptions / Sales / Maturities	Unsettled Trades	Change in Value	Closing Market Value	Cash Dividends and Income
	Doral GO Bond Series 2021	33,163,702.45	143,422.66	0.00	0.00	0.00	33,307,125.11	143,422.66
	City of Doral - General Fund	6,411,000.03	27,725.57	0.00	0.00	0.00	6,438,725.60	27,725.57
	City of Doral - Park Impact Fee Fund	3,529,815.51	15,265.35	0.00	0.00	0.00	3,545,080.86	15,265.35
	City of Doral - Police Impact Fee Fund	609,796.50	2,637.18	0.00	0.00	0.00	612,433.68	2,637.18
	City of Doral - Stormwater Fund	140,077.90	605.79	0.00	0.00	0.00	140,683.69	605.79
	City of Doral - Infrastructure Replacement Fund	3,565,137.08	15,418.10	0.00	0.00	0.00	3,580,555.18	15,418.10
	OPEB Fund	2,078,901.54	8,990.60	0.00	0.00	0.00	2,087,892.14	8,990.60
Total		\$49,498,431.01	\$214,065.25	\$0.00	\$0.00	\$0.00	\$49,712,496.26	\$214,065.25



Account Statement - Transaction Summary

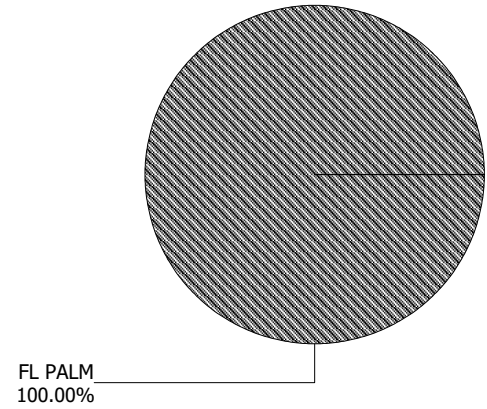
For the Month Ending **February 29, 2024**

City of Doral - Doral GO Bond Series 2021 - [REDACTED]

FL PALM	
Opening Market Value	33,163,702.45
Purchases	143,422.66
Redemptions	0.00
Unsettled Trades	0.00
Change in Value	0.00
Closing Market Value	\$33,307,125.11
Cash Dividends and Income	143,422.66

Asset Summary		
	February 29, 2024	January 31, 2024
FL PALM	33,307,125.11	33,163,702.45
Total	\$33,307,125.11	\$33,163,702.45

Asset Allocation





Account Statement

For the Month Ending **February 29, 2024**

City of Doral - Doral GO Bond Series 2021 - [REDACTED]

Trade Date	Settlement Date	Transaction Description	Share or Unit Price	Dollar Amount of Transaction	Total Shares Owned
FL PALM					
Opening Balance					33,163,702.45
02/29/24	03/01/24	Accrual Income Div Reinvestment - Distributions	1.00	143,422.66	33,307,125.11
Closing Balance					33,307,125.11

	Month of February	Fiscal YTD October-February
Opening Balance	33,163,702.45	52,306,560.21
Purchases	143,422.66	1,000,564.90
Redemptions (Excl. Checks)	0.00	(20,000,000.00)
Check Disbursements	0.00	0.00
Closing Balance	33,307,125.11	33,307,125.11
Cash Dividends and Income	143,422.66	1,000,564.90

Closing Balance	33,307,125.11
Average Monthly Balance	33,168,648.06
Monthly Distribution Yield	5.46%



Account Statement - Transaction Summary

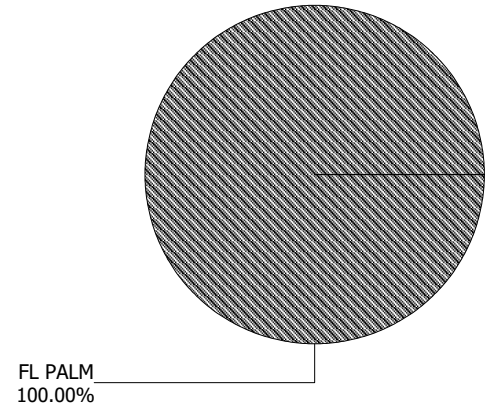
For the Month Ending **February 29, 2024**

City of Doral - City of Doral - General Fund - [REDACTED]

FL PALM	
Opening Market Value	6,411,000.03
Purchases	27,725.57
Redemptions	0.00
Unsettled Trades	0.00
Change in Value	0.00
Closing Market Value	\$6,438,725.60
Cash Dividends and Income	27,725.57

Asset Summary		
	February 29, 2024	January 31, 2024
FL PALM	6,438,725.60	6,411,000.03
Total	\$6,438,725.60	\$6,411,000.03

Asset Allocation





Account Statement

For the Month Ending **February 29, 2024**

City of Doral - City of Doral - General Fund - [REDACTED]

Trade Date	Settlement Date	Transaction Description	Share or Unit Price	Dollar Amount of Transaction	Total Shares Owned
FL PALM					
Opening Balance					6,411,000.03
02/29/24	03/01/24	Accrual Income Div Reinvestment - Distributions	1.00	27,725.57	6,438,725.60
Closing Balance					6,438,725.60

	Month of February	Fiscal YTD October-February
Opening Balance	6,411,000.03	6,292,974.29
Purchases	27,725.57	145,751.31
Redemptions (Excl. Checks)	0.00	0.00
Check Disbursements	0.00	0.00
Closing Balance	6,438,725.60	6,438,725.60
Cash Dividends and Income	27,725.57	145,751.31

Closing Balance	6,438,725.60
Average Monthly Balance	6,411,956.08
Monthly Distribution Yield	5.46%



Account Statement - Transaction Summary

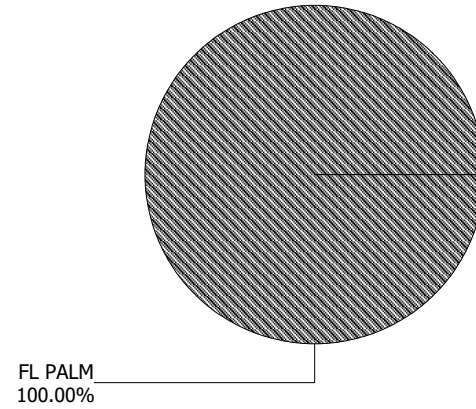
For the Month Ending **February 29, 2024**

City of Doral - City of Doral - Park Impact Fee Fund - [REDACTED]

FL PALM	
Opening Market Value	3,529,815.51
Purchases	15,265.35
Redemptions	0.00
Unsettled Trades	0.00
Change in Value	0.00
Closing Market Value	\$3,545,080.86
Cash Dividends and Income	15,265.35

Asset Summary		
	February 29, 2024	January 31, 2024
FL PALM	3,545,080.86	3,529,815.51
Total	\$3,545,080.86	\$3,529,815.51

Asset Allocation	
FL PALM	100.00%





Account Statement

For the Month Ending **February 29, 2024**

City of Doral - City of Doral - Park Impact Fee Fund - [REDACTED]

Trade Date	Settlement Date	Transaction Description	Share or Unit Price	Dollar Amount of Transaction	Total Shares Owned
FL PALM					
Opening Balance					3,529,815.51
02/29/24	03/01/24	Accrual Income Div Reinvestment - Distributions	1.00	15,265.35	3,545,080.86
Closing Balance					3,545,080.86

	Month of February	Fiscal YTD October-February		
Opening Balance	3,529,815.51	3,464,832.01	Closing Balance	3,545,080.86
Purchases	15,265.35	80,248.85	Average Monthly Balance	3,530,341.90
Redemptions (Excl. Checks)	0.00	0.00	Monthly Distribution Yield	5.46%
Check Disbursements	0.00	0.00		
Closing Balance	3,545,080.86	3,545,080.86		
Cash Dividends and Income	15,265.35	80,248.85		



Account Statement - Transaction Summary

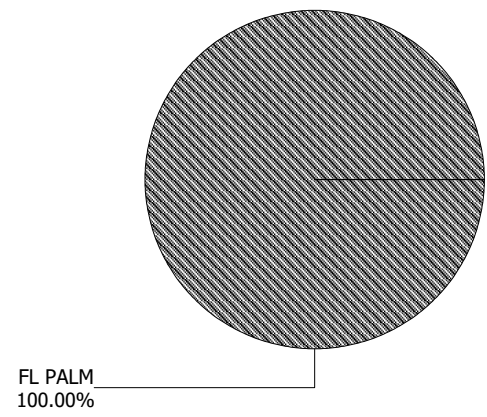
For the Month Ending **February 29, 2024**

City of Doral - City of Doral - Police Impact Fee Fund - [REDACTED]

FL PALM	
Opening Market Value	609,796.50
Purchases	2,637.18
Redemptions	0.00
Unsettled Trades	0.00
Change in Value	0.00
Closing Market Value	\$612,433.68
Cash Dividends and Income	2,637.18

Asset Summary		
	February 29, 2024	January 31, 2024
FL PALM	612,433.68	609,796.50
Total	\$612,433.68	\$609,796.50

Asset Allocation





Account Statement

For the Month Ending **February 29, 2024**

City of Doral - City of Doral - Police Impact Fee Fund - [REDACTED]

Trade Date	Settlement Date	Transaction Description	Share or Unit Price	Dollar Amount of Transaction	Total Shares Owned
FL PALM					
Opening Balance					609,796.50
02/29/24	03/01/24	Accrual Income Div Reinvestment - Distributions	1.00	2,637.18	612,433.68
Closing Balance					612,433.68

	Month of February	Fiscal YTD October-February		
Opening Balance	609,796.50	598,570.22	Closing Balance	612,433.68
Purchases	2,637.18	13,863.46	Average Monthly Balance	609,887.44
Redemptions (Excl. Checks)	0.00	0.00	Monthly Distribution Yield	5.46%
Check Disbursements	0.00	0.00		
Closing Balance	612,433.68	612,433.68		
Cash Dividends and Income	2,637.18	13,863.46		



Account Statement - Transaction Summary

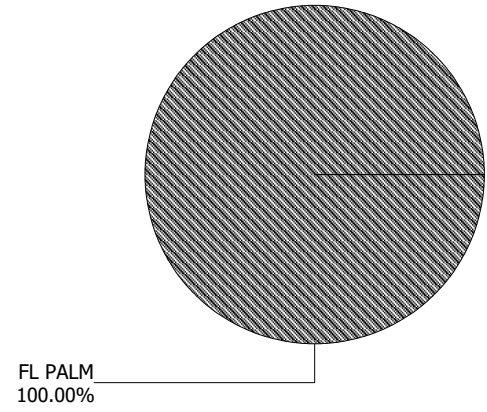
For the Month Ending **February 29, 2024**

City of Doral - City of Doral - Stormwater Fund - [REDACTED]

FL PALM	
Opening Market Value	140,077.90
Purchases	605.79
Redemptions	0.00
Unsettled Trades	0.00
Change in Value	0.00
Closing Market Value	\$140,683.69
Cash Dividends and Income	605.79

Asset Summary		
	February 29, 2024	January 31, 2024
FL PALM	140,683.69	140,077.90
Total	\$140,683.69	\$140,077.90

Asset Allocation





Account Statement

For the Month Ending **February 29, 2024**

City of Doral - City of Doral - Stormwater Fund - [REDACTED]

Trade Date	Settlement Date	Transaction Description	Share or Unit Price	Dollar Amount of Transaction	Total Shares Owned
FL PALM					
Opening Balance					140,077.90
02/29/24	03/01/24	Accrual Income Div Reinvestment - Distributions	1.00	605.79	140,683.69
Closing Balance					140,683.69

	Month of February	Fiscal YTD October-February		
Opening Balance	140,077.90	137,499.09	Closing Balance	140,683.69
Purchases	605.79	3,184.60	Average Monthly Balance	140,098.79
Redemptions (Excl. Checks)	0.00	0.00	Monthly Distribution Yield	5.46%
Check Disbursements	0.00	0.00		
Closing Balance	140,683.69	140,683.69		
Cash Dividends and Income	605.79	3,184.60		



Account Statement - Transaction Summary

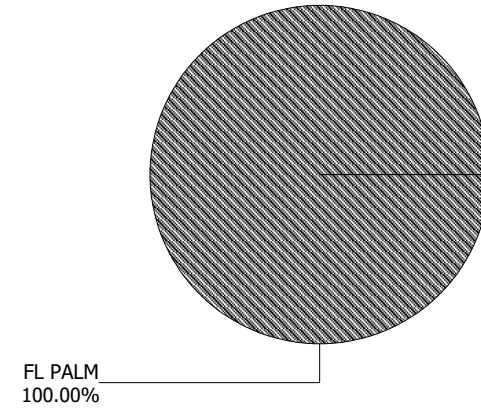
For the Month Ending **February 29, 2024**

City of Doral - City of Doral - Infrastructure Replacement Fund - [REDACTED]

FL PALM	
Opening Market Value	3,565,137.08
Purchases	15,418.10
Redemptions	0.00
Unsettled Trades	0.00
Change in Value	0.00
Closing Market Value	\$3,580,555.18
Cash Dividends and Income	15,418.10

Asset Summary		
	February 29, 2024	January 31, 2024
FL PALM	3,580,555.18	3,565,137.08
Total	\$3,580,555.18	\$3,565,137.08

Asset Allocation	
FL PALM	100.00%





Account Statement

For the Month Ending **February 29, 2024**

City of Doral - City of Doral - Infrastructure Replacement Fund - [REDACTED]

Trade Date	Settlement Date	Transaction Description	Share or Unit Price	Dollar Amount of Transaction	Total Shares Owned
FL PALM					
Opening Balance					3,565,137.08
02/29/24	03/01/24	Accrual Income Div Reinvestment - Distributions	1.00	15,418.10	3,580,555.18
Closing Balance					3,580,555.18

	Month of February	Fiscal YTD October-February		
Opening Balance	3,565,137.08	3,499,503.33	Closing Balance	3,580,555.18
Purchases	15,418.10	81,051.85	Average Monthly Balance	3,565,668.74
Redemptions (Excl. Checks)	0.00	0.00	Monthly Distribution Yield	5.46%
Check Disbursements	0.00	0.00		
Closing Balance	3,580,555.18	3,580,555.18		
Cash Dividends and Income	15,418.10	81,051.85		



Account Statement - Transaction Summary

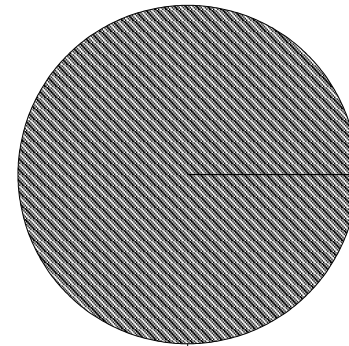
For the Month Ending **February 29, 2024**

City of Doral - OPEB Fund - [REDACTED]

FL PALM	
Opening Market Value	2,078,901.54
Purchases	8,990.60
Redemptions	0.00
Unsettled Trades	0.00
Change in Value	0.00
Closing Market Value	\$2,087,892.14
Cash Dividends and Income	8,990.60

Asset Summary		
	February 29, 2024	January 31, 2024
FL PALM	2,087,892.14	2,078,901.54
Total	\$2,087,892.14	\$2,078,901.54

Asset Allocation



FL PALM
100.00%



Account Statement

For the Month Ending **February 29, 2024**

City of Doral - OPEB Fund - [REDACTED]

Trade Date	Settlement Date	Transaction Description	Share or Unit Price	Dollar Amount of Transaction	Total Shares Owned
FL PALM					
Opening Balance					2,078,901.54
02/29/24	03/01/24	Accrual Income Div Reinvestment - Distributions	1.00	8,990.60	2,087,892.14
Closing Balance					2,087,892.14

	Month of February	Fiscal YTD October-February
Opening Balance	2,078,901.54	2,040,629.21
Purchases	8,990.60	47,262.93
Redemptions (Excl. Checks)	0.00	0.00
Check Disbursements	0.00	0.00
Closing Balance	2,087,892.14	2,087,892.14
Cash Dividends and Income	8,990.60	47,262.93

Closing Balance	2,087,892.14
Average Monthly Balance	2,079,211.56
Monthly Distribution Yield	5.46%