

Code Compliance Department Monthly Report

February 19, 2024 – March 17, 2024

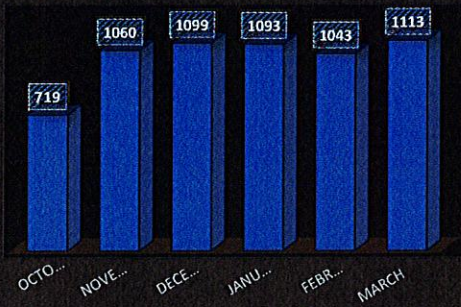
Department Stats

- From February 19, 2024 – March 17, 2024, fifty (50) illegal signs have been confiscated along the public right-of-way.
- Three hundred and thirteen (313) cases were opened, and two hundred and sixty-nine (269) were closed.
- The Code Compliance staff issued ninety-four (94) warning notices for various violations and one hundred and twenty-seven (127) notices of violation.
- One thousand one hundred and thirteen (1113) inspections were conducted February 19, 2024 – March 17, 2024.
- The Code Compliance Department completed one hundred thirty-three (133) lien searches between February 19, 2024 – March 17, 2024, which resulted in \$11,305.00 of revenue for the City.
- The Code Compliance Department completed three (3) default property mortgage registrations between February 19, 2024 – March 17, 2024, which resulted in \$600.00 of revenue for the City.

Other Activities

- Code Compliance Officer worked President's Day holiday, proactively patrolling the city and addressing common holiday violations.
- Assistant Director & Acting Field Supervisor met with new property manager of St. Moritz Community to discuss traffic calming devices.
- Department recognized Bryant Electric with the Keep Doral Beautiful Business Award for the month of March at the morning council meeting.
- Director participated in the NW 79 Avenue community conversation at the Cultural Arts Building.
- Director met with various departments to discuss initial planning for upcoming LIV golf tournament.
- Department began promoting and accepting applications for this year's Mayor's Citizen Government Academy.

INSPECTIONS



COURTESY WARNINGS



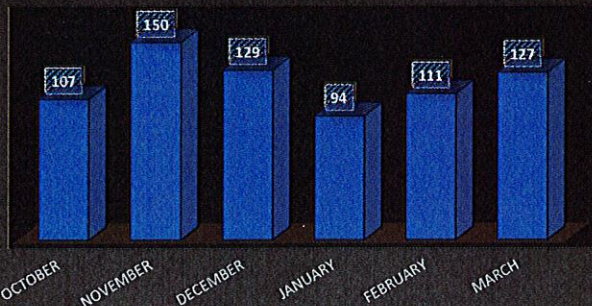
OPENED CASES



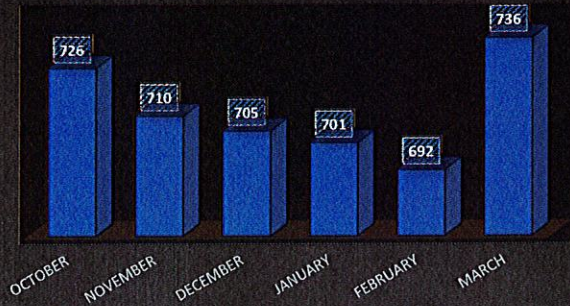
CLOSED CASES



VIOLATIONS ISSUED



CURRENT CASES



Code Compliance Department Monthly Report - 2023-2024

INSPECTIONS	TOTAL
OCTOBER	719
NOVEMBER	1060
DECEMBER	1099
JANUARY	1093
FEBRUARY	1043
MARCH	1113
APRIL	
MAY	
JUNE	
JULY	
AUGUST	
SEPTEMBER	
TOTAL FOR THE YEAR	6127

COURTESY WARNINGS	TOTAL
OCTOBER	93
NOVEMBER	111
DECEMBER	119
JANUARY	102
FEBRUARY	78
MARCH	94
APRIL	
MAY	
JUNE	
JULY	
AUGUST	
SEPTEMBER	
TOTAL FOR THE YEAR	597

OPENED CASES	TOTAL
OCTOBER	229
NOVEMBER	323
DECEMBER	348
JANUARY	305
FEBRUARY	292
MARCH	313
APRIL	
MAY	
JUNE	
JULY	
AUGUST	
SEPTEMBER	
TOTAL FOR THE YEAR	1810

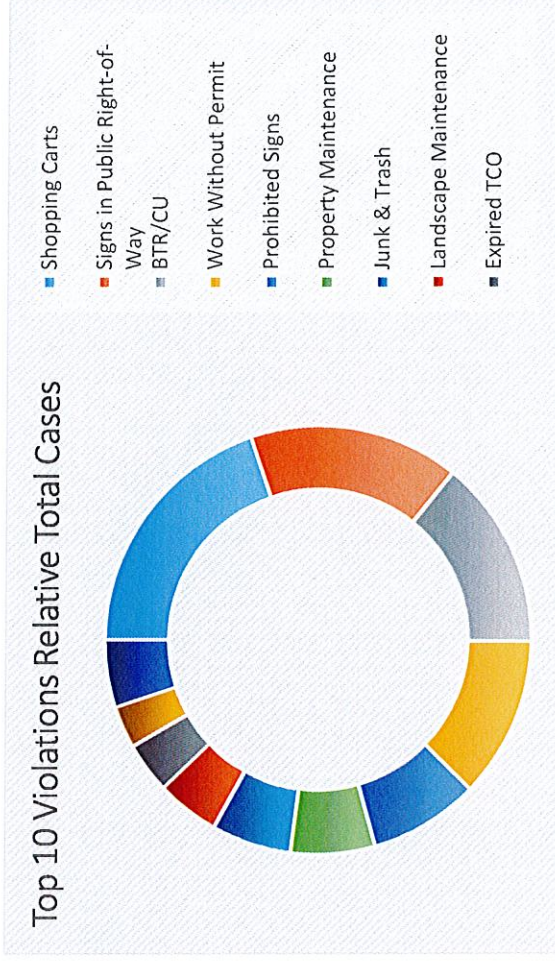
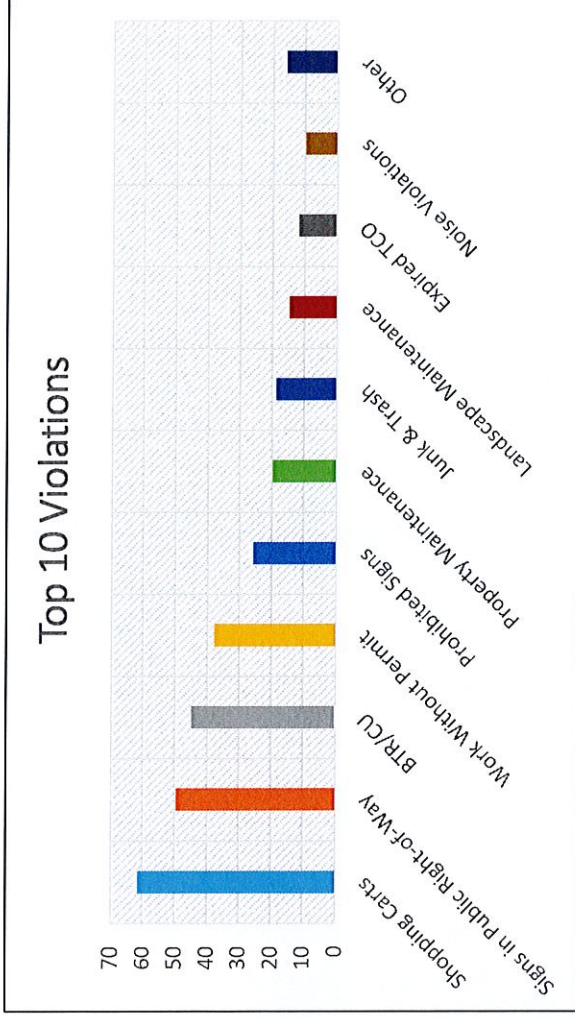
CLOSED CASES	TOTAL
OCTOBER	233
NOVEMBER	339
DECEMBER	353
JANUARY	309
FEBRUARY	301
MARCH	269
APRIL	
MAY	
JUNE	
JULY	
AUGUST	
SEPTEMBER	
TOTAL FOR THE YEAR	1804

VIOLATIONS ISSUED	TOTAL
OCTOBER	107
NOVEMBER	150
DECEMBER	129
JANUARY	94
FEBRUARY	111
MARCH	127
APRIL	
MAY	
JUNE	
JULY	
AUGUST	
SEPTEMBER	
TOTAL FOR THE YEAR	718

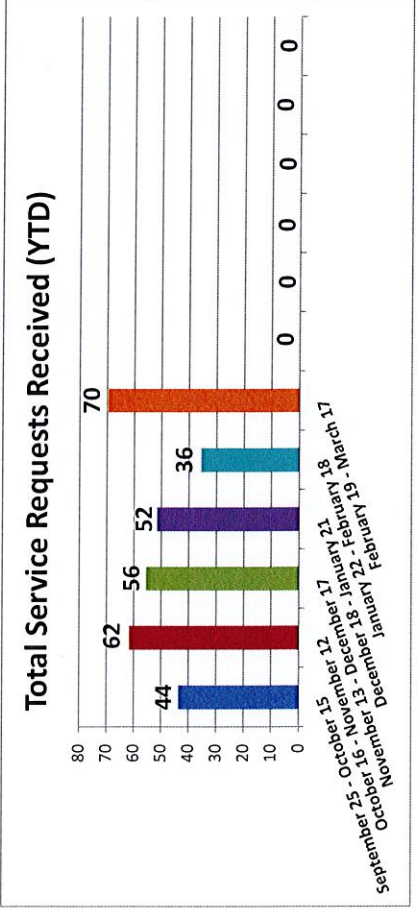
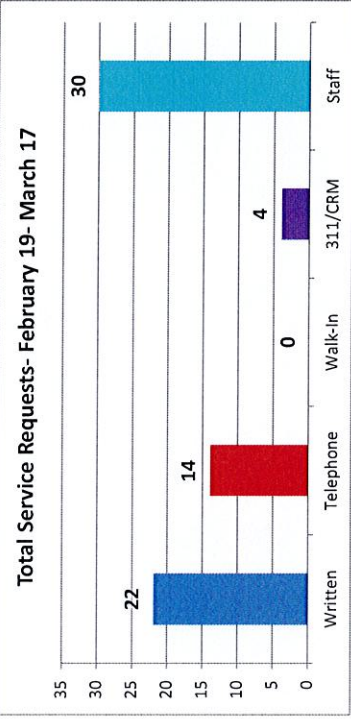
CURRENT CASES	TOTAL
OCTOBER	726
NOVEMBER	710
DECEMBER	705
JANUARY	701
FEBRUARY	692
MARCH	736
APRIL	
MAY	
JUNE	
JULY	
AUGUST	
SEPTEMBER	
TOTAL CHANGE	44

CODE COMPLIANCE DEPARTMENT
TOP 10 VIOLATIONS RESULTING IN CODE CASES
February 19, 2024 - February 18, 2024

VIOLATION	# OF CASES	%
Shopping Carts	62	20
Signs in Public Right-of-Way	50	16
BTR/CU	45	14
Work Without Permit	38	12
Prohibited Signs	26	8.3
Property Maintenance	20	6.4
Junk & Trash	19	6.1
Landscape Maintenance	15	4.8
Expired TCO	12	3.8
Noise Violations	10	3.2
Other	16	5.1
TOTAL CASES	313	100



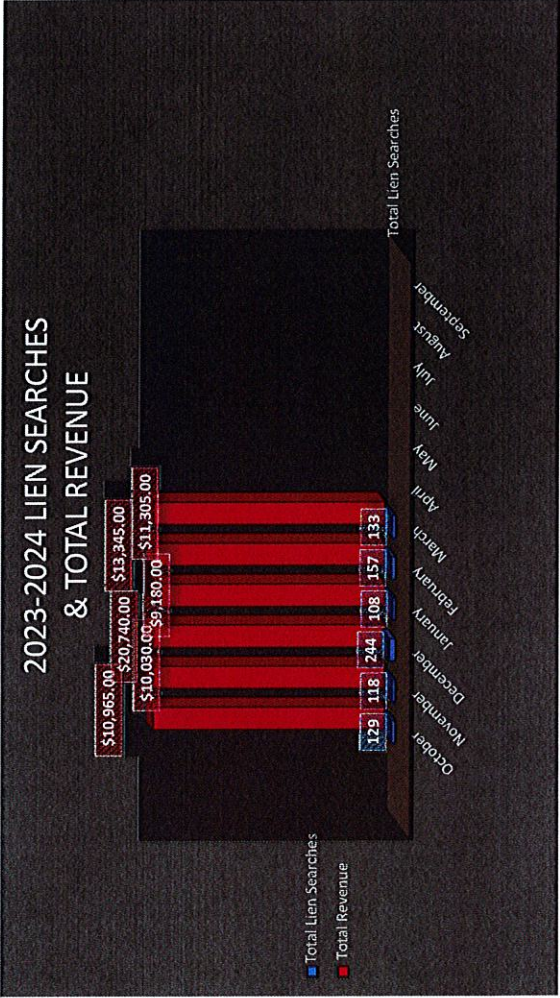
Total Requests Received by Code Compliance Department (YTD)						
Period	Written	Telephone	Walk-In	311/CRM	Staff	Total
September 25 - October 15	13	8	4	4	15	44
October 16 - November 12	20	11	1	5	25	62
November 13 - December 17	19	19	2	2	14	56
December 18 - January 21	21	13	2	7	9	52
January 22 - February 18	7	12	0	7	10	36
February 19 - March 17	22	14	0	4	30	70
						0
						0
						0
						0
						0
						0
						0
						0
Total	102	77	9	29	103	320



Complaint Type	Number	%
WWP	18	26
Expired TCO	13	19
Noise	8	11
Property Maintenance	6	8.6
BTR/CU	4	5.7
Outside Storage	3	4.3
Animal Provision	2	2.9
Home-Based Bussines	2	2.9
Landscape Maintenance	2	2.9
Mold	2	2.9
Construction Site Mainenance	1	1.4
Illegal Dumping	1	1.4
Junk & Trash	1	1.4
Lighting	1	1.4
Minimum Housing	1	1.4
Mosquito Control	1	1.4
M.O.T.	1	1.4
Multi-Family	1	1.4
Soliciting	1	1.4
Tree	1	1.4
TOTAL CASES	70	100

Noise Call Break Down	Number	%
311s	4	40
Police Referrals	3	30
Proactive	2	20
Public Write Ins	1	10
TOTAL CASES	10	100

2023-2024 Lien Searches Total & Revenue				
Month	Total Lien Searches	Total Revenue	Fiscal Year Total YTD	Date Range
October	129	\$ 10,965.00	\$ 10,965.00	Sep 25 - Oct 15
November	118	\$ 10,030.00	\$ 20,995.00	Oct 16 - Nov 12
December	244	\$ 20,740.00	\$ 41,735.00	Nov 13 - Dec 17
January	108	\$ 9,180.00	\$ 50,915.00	Dec 18 - Jan 21
February	157	\$ 13,345.00	\$ 64,260.00	Jan 22 - Feb 18
March	133	\$ 11,305.00	\$ 75,565.00	Feb 19 - Mar 17
April				
May				
June				
July				
August				
September				



2023-2024 Default Property Mortgage Registration Total & Revenue				
Month	Total Registrations	Total Revenue	Fiscal Year Total YTD	Date Range
October	34	\$ 6,800.00	\$ 6,800.00	Sep 25 - Oct 15
November	10	\$ 2,000.00	\$ 8,800.00	Oct 16 - Nov 12
December	16	\$ 3,200.00	\$ 12,000.00	Nov 13 - Dec 17
January	6	\$ 1,200.00	\$ 13,200.00	Dec 18 - Jan 21
February	5	\$ 1,000.00	\$ 14,200.00	Jan 22 - Feb 18
March	3	\$ 600.00	\$ 14,800.00	Feb 19 - Mar 17
April				
May				
June				
July				
August				
September				

2023-2024 REGISTRATIONS & TOTAL REVENUE

