



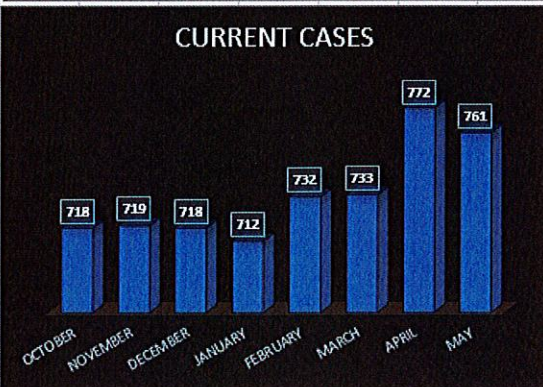
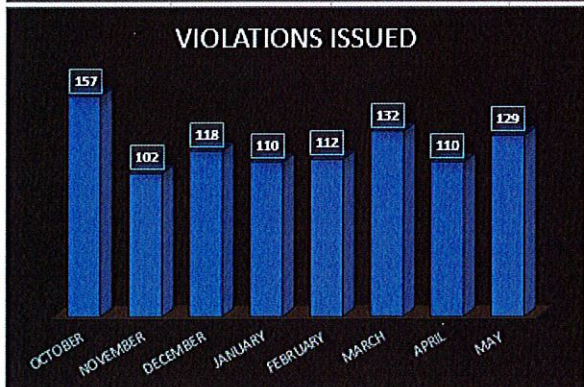
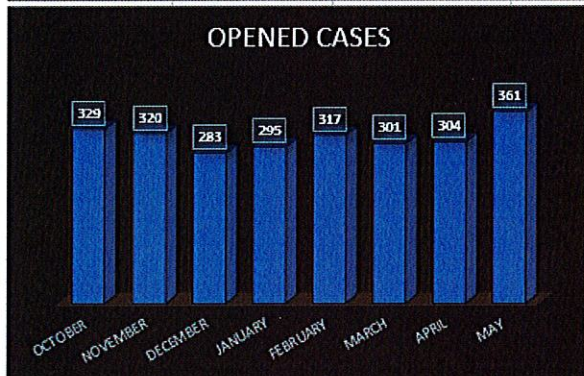
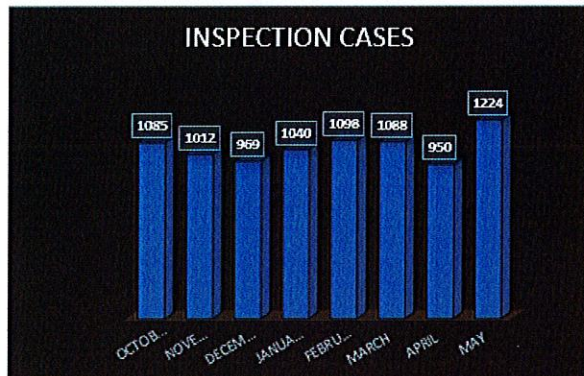
Monthly Department Report

CODE COMPLIANCE



May 2024

Department Stats/ Key Performance Indicators





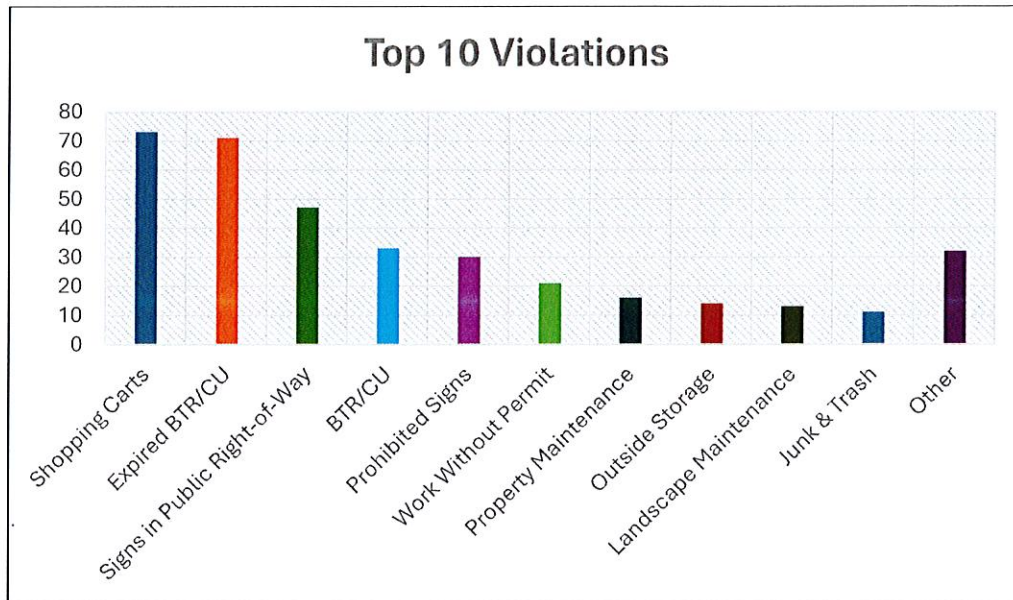
Monthly Department Report

CODE COMPLIANCE



Top 10 Violations

VIOLATION	# OF CASES	%
Shopping Carts	73	20
Expired BTR/CU	71	20
Signs in Public Right-of-Way	47	13
BTR/CU	33	9.1
Prohibited Signs	30	8.3
Work Without Permit	21	5.8
Property Maintenance	16	4.4
Outside Storage	14	3.9
Landscape Maintenance	13	3.6
Junk & Trash	11	3
Other	32	8.9
TOTAL CASES	361	100



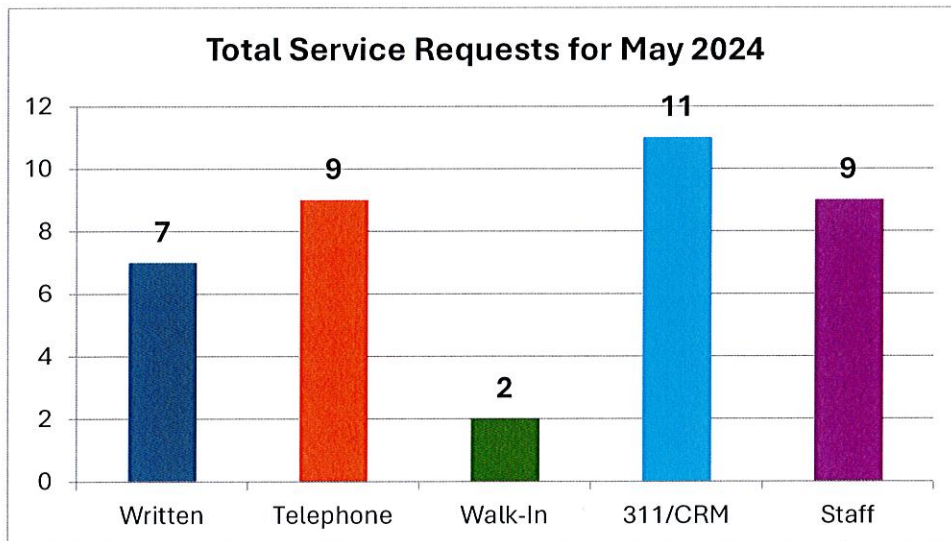
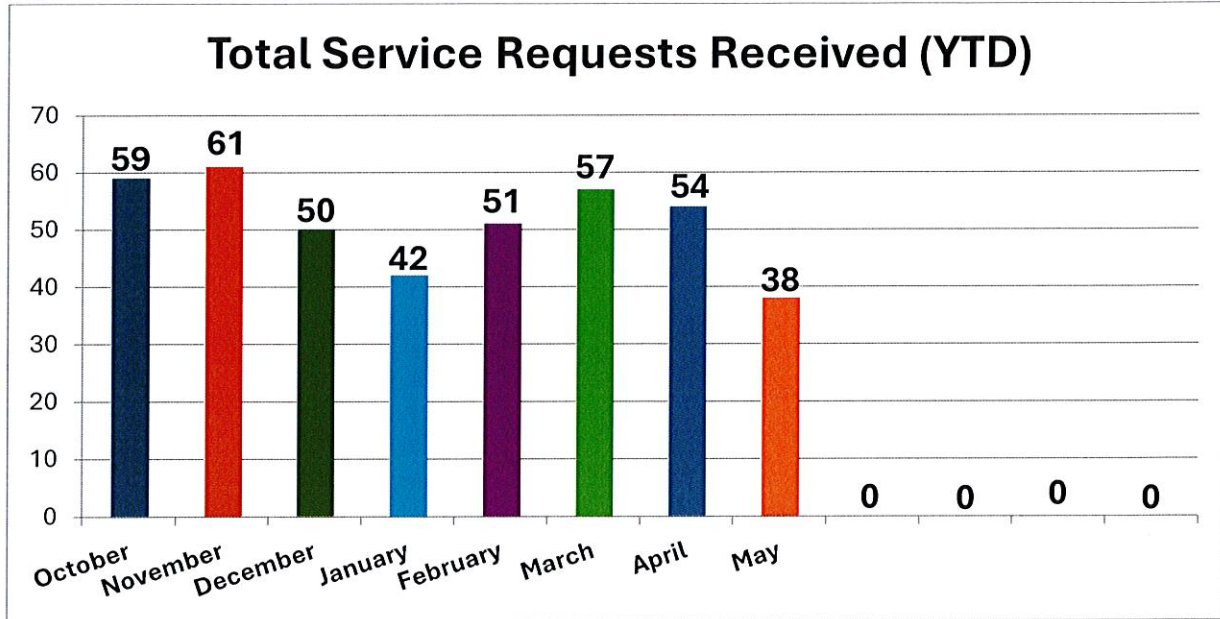


Monthly Department Report

CODE COMPLIANCE



Service Requests





Monthly Department Report

CODE COMPLIANCE



Complaint Types

Complaint Type	Number	%
WWP	12	32
Landscape Maintenance	5	13
Property Maintenance	3	7.9
Tree	3	7.9
Short-Term Rental	3	7.9
Junk & Trash	2	5.3
BTR/CU	1	2.6
Nuisance	1	2.6
Prohibited Sign	1	2.6
Solicitor	1	2.6
Animal Provision	1	2.6
Sign Maintenance	1	2.6
Maintenance of Traffic	1	2.6
Graffiti	1	2.6
Mold	1	2.6
Illicit Discharge	1	2.6
TOTAL CASES	38	100

Noise Call Break Down	Number	%
Proactive	2	100
Public Write-Ins	0	0
311s	0	0
Police Referrals	0	0
TOTAL CASES	2	100



Monthly Department Report

CODE COMPLIANCE



Revenue

2023-2024 Lien Searches Total & Revenue				
Month	Total Lien Searches	Total Revenue	Fiscal Year Total YTD	Date Range
October	160	\$ 13,600.00	\$ 13,600.00	31
November	216	\$ 18,360.00	\$ 31,960.00	30
December	112	\$ 9,520.00	\$ 41,480.00	31
January	127	\$ 10,795.00	\$ 52,275.00	31
February	160	\$ 13,600.00	\$ 65,875.00	29
March	142	\$ 12,070.00	\$ 77,945.00	31
April	172	\$ 14,620.00	\$ 92,565.00	30
May	148	\$ 12,580.00	\$ 105,145.00	31

2023-2024 Default Property Mortgage Registration Total & Revenue				
Month	Total Registrations	Total Revenue	Fiscal Year Total YTD	Days
October	17	\$ 3,400.00	\$ 3,400.00	31
November	13	\$ 2,600.00	\$ 6,000.00	30
December	7	\$ 1,400.00	\$ 7,400.00	31
January	5	\$ 1,000.00	\$ 8,400.00	31
February	4	\$ 800.00	\$ 9,200.00	29
March	6	\$ 1,200.00	\$ 10,400.00	31
April	11	\$ 2,200.00	\$ 12,600.00	30
May	6	\$ 1,200.00	\$ 13,800.00	31



Monthly Department Report

CODE COMPLIANCE



Administration

- New Code Compliance Officer, Arlen Fundora started with the department on May 28, 2024.

Events

- Code Compliance Officers participated in interdepartmental pre-hurricane damage assessment team kick-off meet and greet.
- Mayor's Citizen Academy coordination continued. Presentations by Finance, Procurement, Public Works, Information Technology, Building, Public Affairs, Economic Development, Planning & Zoning and Parks & Recreations Departments.
- Department presented Golden Trust Insurance with the Keep Doral Beautiful Business Award for the month of May at the morning council meeting.
- Department held monthly Special Magistrate hearing for the month of May where ten cases were successfully presented.
- Director & Assistant Director participated in Strategic Planning Workshop with city leadership.
- Assistant Director along with Public Works & Doral PD met with Leeward Community HOA board members to discuss community concerns.
- Assistant Director alongside expert consultant (Cambridge) conducted settlement agreement inspection at Medley Landfill.
- Director & Assistant Director attended Hurricane Tabletop Exercise at City of Doral EOC.
- Code Compliance Officer worked Memorial Day holiday, proactively patrolling the city and addressing common holiday violations.
- Director & Assistant Director met with legal counsel for local restaurant to discuss BTR conditions and operating hours.



Monthly Department Report

CODE COMPLIANCE



Sponsors

- Mayor's Citizens Government Academy classes sponsored by Made In Italy, Raising Cane's, Little Caesars and Hooters.



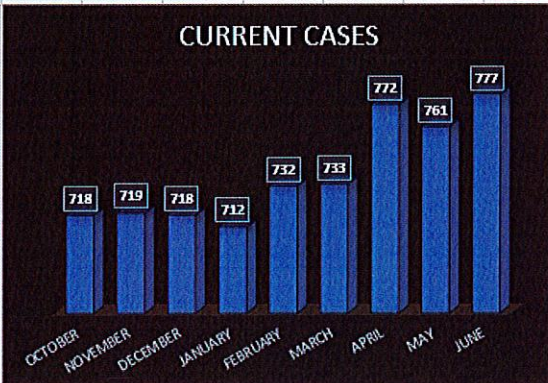
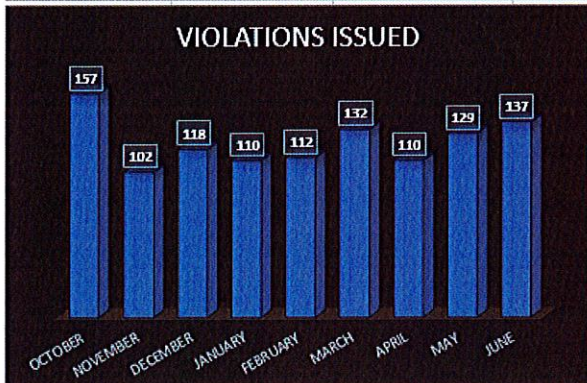
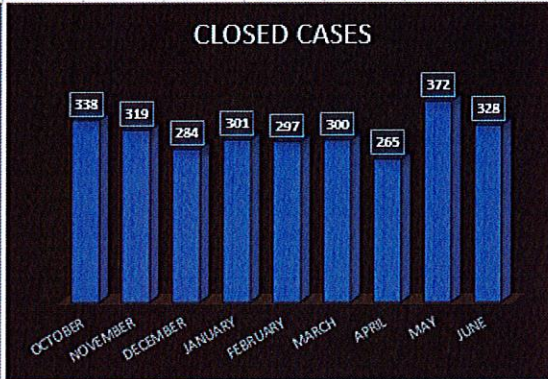
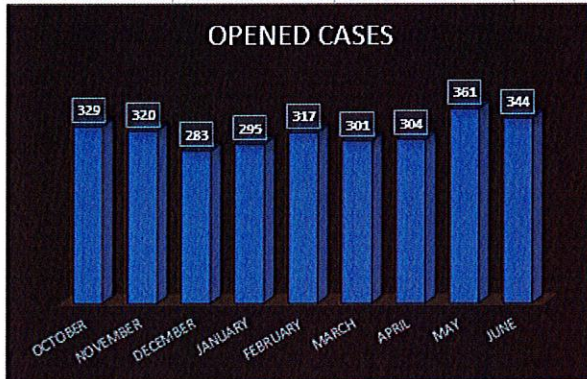
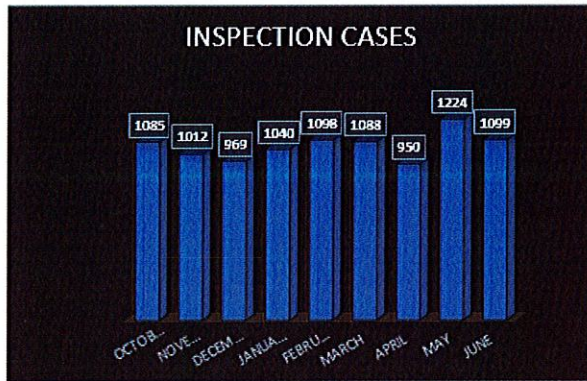
Monthly Department Report

CODE COMPLIANCE



June 2024

Department Stats/ Key Performance Indicators





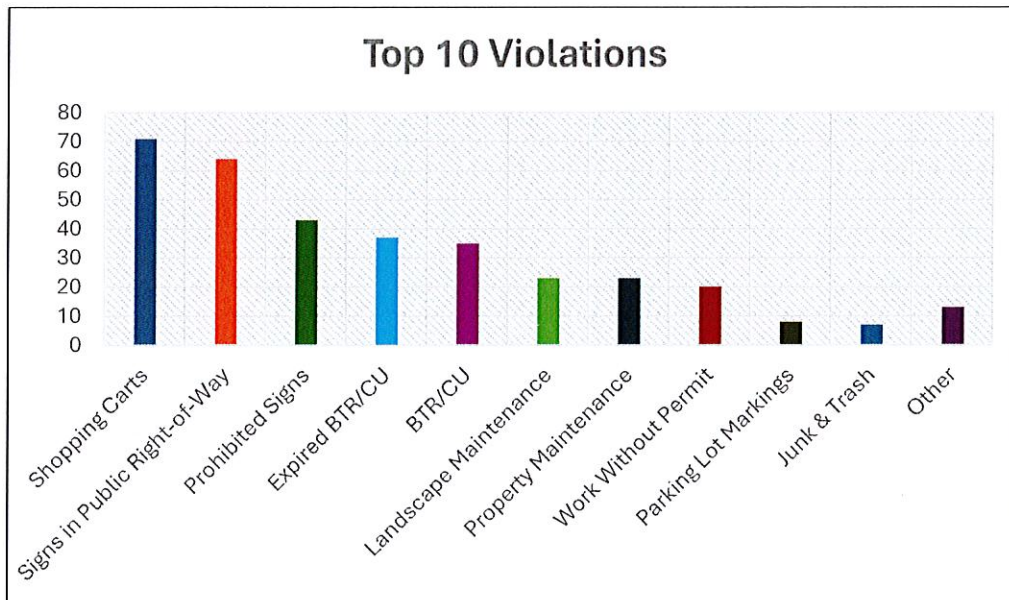
Monthly Department Report

CODE COMPLIANCE



Top 10 Violations

VIOLATION	# OF CASES	%
Shopping Carts	71	21
Signs in Public Right-of-Way	64	19
Prohibited Signs	43	13
Expired BTR/CU	37	11
BTR/CU	35	10
Landscape Maintenance	23	6.7
Property Maintenance	23	6.7
Work Without Permit	20	5.8
Parking Lot Markings	8	2.3
Junk & Trash	7	2
Other	13	3.8
TOTAL CASES	344	100



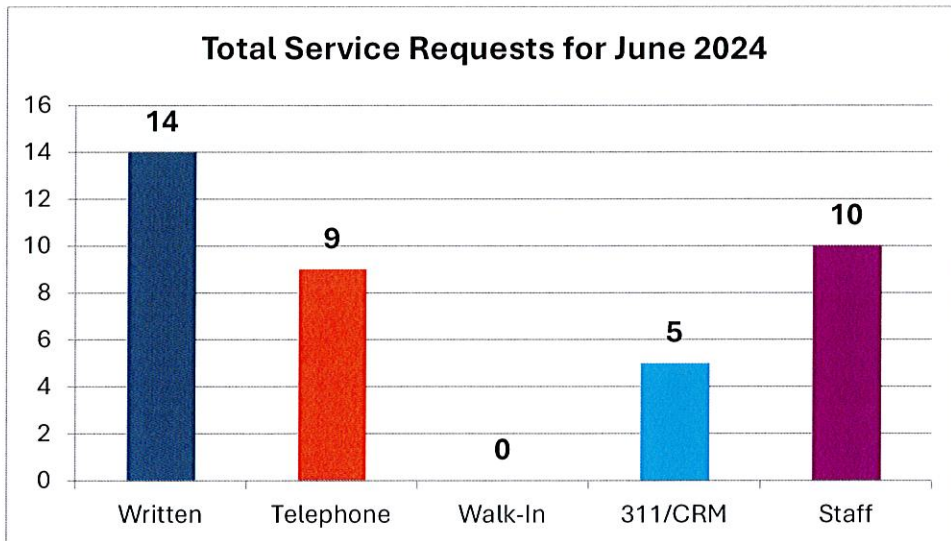
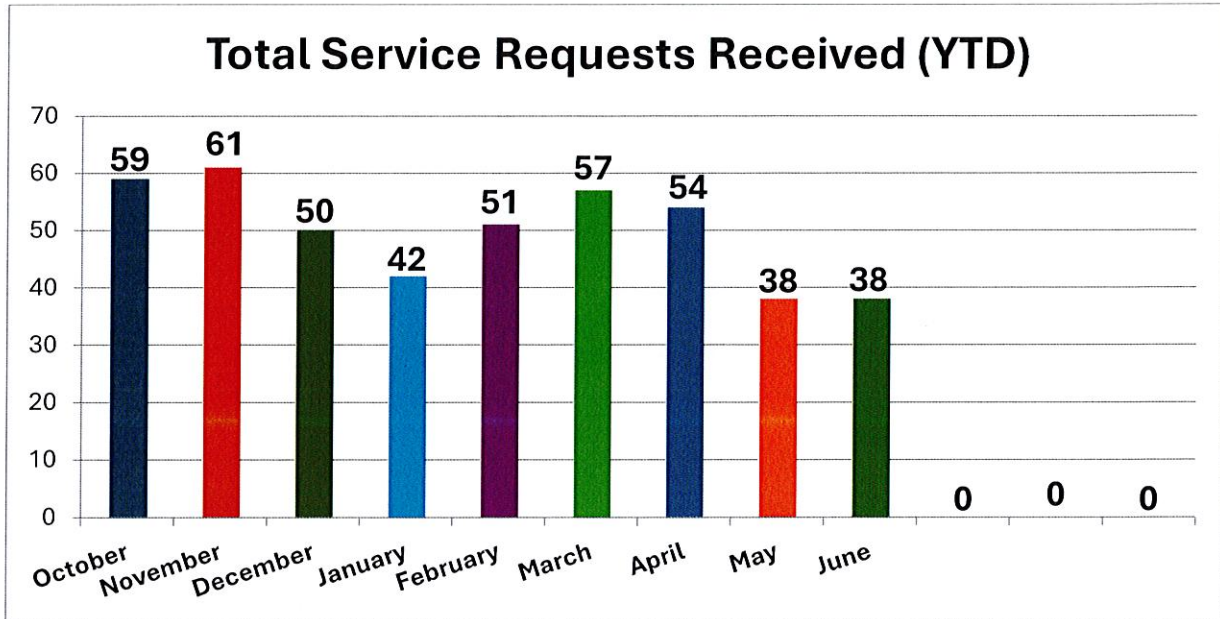


Monthly Department Report

CODE COMPLIANCE



Service Requests





Monthly Department Report

CODE COMPLIANCE



Complaint Types

Complaint Type	Number	%
Noise	5	13
WWP	4	11
Property Maintenance	4	11
Tree	4	11
BTR/CU	3	7.9
Shopping Cart	3	7.9
Junk & Trash	2	5.3
Home-based Business	2	5.3
Prohibited Sign	2	5.3
Solicitor	2	5.3
Landscape Maintenance	1	2.6
Multi-Family	1	2.6
Sign Maintenance	1	2.6
Site Triangle	1	2.6
Handbills	1	2.6
Artificial Turf	1	2.6
Sign Regulations	1	2.6
TOTAL CASES	38	100

Noise Call Break Down	Number	%
Proactive	0	0
Public Write-Ins	5	100
311s	0	0
Police Referrals	0	0
TOTAL CASES	5	100



Monthly Department Report

CODE COMPLIANCE



Revenue

2023-2024 Lien Searches Total & Revenue				
Month	Total Lien Searches	Total Revenue	Fiscal Year Total YTD	Date Range
October	160	\$ 13,600.00	\$ 13,600.00	31
November	216	\$ 18,360.00	\$ 31,960.00	30
December	112	\$ 9,520.00	\$ 41,480.00	31
January	127	\$ 10,795.00	\$ 52,275.00	31
February	160	\$ 13,600.00	\$ 65,875.00	29
March	142	\$ 12,070.00	\$ 77,945.00	31
April	172	\$ 14,620.00	\$ 92,565.00	30
May	148	\$ 12,580.00	\$ 105,145.00	31
June	186	\$ 15,810.00	\$ 120,955.00	30

2023-2024 Default Property Mortgage Registration Total & Revenue				
Month	Total Registrations	Total Revenue	Fiscal Year Total YTD	Days
October	17	\$ 3,400.00	\$ 3,400.00	31
November	13	\$ 2,600.00	\$ 6,000.00	30
December	7	\$ 1,400.00	\$ 7,400.00	31
January	5	\$ 1,000.00	\$ 8,400.00	31
February	4	\$ 800.00	\$ 9,200.00	29
March	6	\$ 1,200.00	\$ 10,400.00	31
April	11	\$ 2,200.00	\$ 12,600.00	30
May	6	\$ 1,200.00	\$ 13,800.00	31
June	6	\$ 1,200.00	\$ 15,000.00	30



Monthly Department Report

CODE COMPLIANCE



Administration

- Department held interviews to fill the vacant Code Compliance Officer I position.

Events

- Code Compliance Training & Outreach Officer assisted in organizing the 2024 Hurricane Safety Fair.
- Mayor's Citizen Academy coordination continued. Presentations by Human Resources, Police, City Attorney and City Manager's Office.
- Department presented Flytec Computers Inc. with the Keep Doral Beautiful Business Award for the month of June at the morning council meeting.
- Department held monthly Special Magistrate hearing for the month of June where seventeen cases were successfully presented.
- Department observed Code Compliance Appreciation Week culminating with a department lunch on June 6, 2024.
- Director & Field Supervisor attended a meeting with Doral PD to discuss details for Alcohol Enforcement.
- Code Compliance Officer worked Juneteenth holiday, proactively patrolling the city and addressing common holiday violations.
- Director met with Building Department to discuss sinking backyard concerns and a way to disseminate information on possible solutions to the public.
- Director & Assistant Director met with Public Affairs to review the amended alcohol ordinance and decide what information needed to be circulated in a flyer, social media and email blast.



Monthly Department Report

CODE COMPLIANCE



Sponsors

- Mayor's Citizens Government Academy classes sponsored by Chifa Du Kang and Legendary Fitness Doral.
- Hurricane Safety Fair sponsored by Bass Pro Shops, Doral Orchids, Little Caesars, Imeca, Home Depot, Publix, Pure Water Factory, Robeks, Wawa, Sky Zone, Crig and Dade County Federal Credit Union.