



# Monthly Department Report

## FINANCE



## August 2024

### **Department Stats/ Key Performance Indicators**

- Payroll: Processed city-wide payroll for the pay periods ending 8/11/24 and 8/25/24, as well as Council payroll
- Accounts Receivable: Journalized the daily transactions for Cashier, Parks and Recreation Department and online payment system (OPS). Journalized monthly revenue transactions from intergovernmental entities.
- Accounts Payable: Processed and issued 439 checks and 15 wire transfers for a total of \$9,318,859.20.
- Bank Reconciliation completed for the month of August 2024.

### **Major Project Updates**

- On August 14<sup>th</sup>, the FY 2024-2025 Budget Workshop was held.
- The department continues to work on the FY 2025 Proposed budget.

### **Events**

- Not Applicable

### **Sponsorships/Grants**

- Not Applicable

### **Administration**

- Not Applicable

### **Other**

Financial Monthly Report for the month of August 2024 is attached containing the following for each fund reported by the City:

- Balance Sheet Report
- Revenue Year-to-Date Report
- Expenditure Year-to-Date Report
- Accounts Payable Check Register



# Monthly Department Report

FINANCE



Please note copies of the City's banking and investment statements are available upon request, to the City's Finance Department.

City of Doral  
Financial Statements  
For The Period Ended  
August 31, 2024

Pooled Cash Fund

000

Balance Sheet



BALANCE SHEET FOR 2024 11

FUND: 000 POOLED CASH			NET CHANGE FOR PERIOD	ACCOUNT BALANCE
<b>ASSETS</b>				
000	101000	CASH - WACHOVIA BANK INVESTMNT	-6,651,192.90	55,974,793.33
000	102000	CASH - PETTY CASH DRAWER	.00	1,000.00
000	102001	PETTY CASH - MORGAN LEVY PARK	.00	100.00
000	102002	PETTY CASH-LEGACY PARK	.00	100.00
000	102003	PETTY CASH - GLADES PARK	.00	50.00
000	102005	PETTY CASH-CULTURAL CTR.	.00	100.00
	<b>TOTAL ASSETS</b>		<b>-6,651,192.90</b>	<b>55,976,143.33</b>
<b>LIABILITIES</b>				
000	207001	DUE TO/DUE FROM GEN FUND	7,019,528.21	-20,445,133.36
000	207101	DUE TO/DUE FROM TRANSPRT	63,457.78	-2,186,373.14
000	207102	DUE TO/DUE FROM IMPACT - PARKS	43,237.14	-5,334,025.51
000	207103	DUE TO/DUE FROM IMPACT - POL	-63,775.87	-85,219.50
000	207105	DUE TO LETF	-10,306.03	-120,750.29
000	207107	DUE TO/FROM CITT FD	-138,522.37	-7,203,012.76
000	207108	DUE TO/FROM EMERGENCY FUND	.00	-595,493.64
000	207109	DUE TO/FROM BLDG TECH FUND	-25,844.23	-511,035.59
000	207110	DUE TO /FROM PUBLIC ART FUND	-6,176.44	-2,412,831.55
000	207111	DUE TO /FROM BUILDING FUND	-179,223.44	-6,133,334.90
000	207112	DUE TO /FROM AMERICAN RESCUE	-2,654.76	-2,938,238.27
000	207201	DUE TO/FROM PARK DEBT SERVICE	1,111.50	-737,354.37
000	207301	DUE TO/DUE FROM CIP	9,264.90	-791,992.63
000	207302	DUE TO/FROM INFRASTRUCTURE FD	.00	-500,000.00
000	207305	DUE TO/DUE FROM VEH.REP.FUND	-205.56	-227,506.99
000	207306	DUE TO/FROM PARK 2021 FUND	24,767.53	246,028.26
000	207401	DUE TO/DUE FROM STORMWATER	-83,465.46	-5,163,863.92
000	207402	DUE TO/FROM PARKING	.00	-41,663.65
000	207651	DUE TO/FROM OPEB FUND	.00	-800,035.08
000	207652	DUE TO/FROM PENSION FUND	.00	5,693.56
	<b>TOTAL LIABILITIES</b>		<b>6,651,192.90</b>	<b>-55,976,143.33</b>
	<b>TOTAL LIABILITIES + FUND BALANCE</b>		<b>6,651,192.90</b>	<b>-55,976,143.33</b>

General Fund

001

Balance Sheet

BALANCE SHEET FOR 2024 11

FUND: 001 GENERAL FUND			NET CHANGE FOR PERIOD	ACCOUNT BALANCE
<b>ASSETS</b>				
001	101002	CASH - WACHOVIA PAYROLL ZBA	.00	1,650.03
001	104000	EQUITY IN POOLED CASH	-7,019,528.21	20,445,133.36
001	115004	ACCOUNTS RECIEVABLE - NSF CHKS	-233.65	12,103.88
001	115006	ACCOUNTS RECIEVABLE - COBRA	4,288.39	87,113.16
001	115109	A/R-TUITION REIMB PAYBACK	.00	-673.08
001	131103	DUE FROM POLICE IMPACT FEE	.00	348,401.77
001	131107	DUE FROM EMERGENCY FUND	.00	1,468,297.96
001	131302	DUE FROM INFRASTRUCTURE FD	.00	15,130.74
001	131303	DUE FROM PARK BOND	.00	160,808.00
001	131304	DUE FROM G.O.BOND DEBT FUND	.00	773,579.47
001	131305	DUE FROM PARK 2021 BOND FUND	.00	69,935.14
001	131652	DUE FROM PENSION FUND	.00	66,805.97
001	133000	DUE FROM GOVT - COUNTY	.00	24,920.31
001	141300	INVENTORY - GASOLINE	.00	21,403.76
001	141400	INVENTORY - DEISEL FUEL	.00	6,551.26
001	151002	INVESTMENT - WELLS -REG. CUS	655,077.96	72,043,715.82
001	151006	INVESTMENT - FL.PALM	30,057.78	6,615,981.97
001	151008	INVESTMENT - CASH EQUIVALENT	3,888.34	70,046.07
001	171000	ESTIMATED REVENUES	.00	86,270,734.00
001	172000	REVENUE CONTROL	-3,759,732.40	-84,878,227.01
	<b>TOTAL ASSETS</b>		<b>-10,086,181.79</b>	<b>103,623,412.58</b>
<b>LIABILITIES</b>				
001	208100	DEPOSIT - SALES TAX - P & R	1,861.53	-4,550.84
001	217000	PAYROLL LIABILITY	-355.89	-56,002.62
001	217200	PAYROLL LIAB - INSURANCE OTHER	1,922.23	-35,026.82
001	217300	PAYROLL LIABILITY - FSA	1,133.08	-72,659.33
001	217400	RETAINAGE LIABILITY-YEAR END	-162,652.65	-1,262,965.14
001	220000	ESCROW DEPOSITS	12,616.12	-199,327.92
001	220001	ESCROW DEPOSIT-PW PLAT FEES	.00	-1,850.00
001	220002	ESCROW DEPOSIT-SPECIAL EVENTS	.00	-8,300.00
001	220100	ESCROW DEPOSIT - OTHER	.00	-578,286.03
001	220102	DEPOSIT PBA UNION DUES	-4,389.00	-8,811.00
001	220103	DEPOSIT RELAY FOR LIFE	.00	-116.20
001	220104	DEPOSIT - DADE HOME BLDRS ESCR	.00	-402.49
001	220105	Escrow Deposit - Doral Broncos	.00	-7,191.59
001	220106	DEPOSIT - STATE OF THE CITY	.00	-11,066.15
001	220107	DEPOSIT - STATE SURCHARGE	10,888.53	-108,293.09
001	220108	DEPOSIT - MD BLDG CODE FEES	19,364.20	-126,810.55
001	220109	DEPOSIT - FL DEPT OF BUSINESS	.00	-300.53
001	220110	DEPOSIT - CAMPAIGN SIGNS BOND	-2,500.00	-12,500.00
001	220113	DEPOSIT - POLICE EXPLORERS	.00	-4,747.74
001	220114	DEPOSIT - VETERAN BUY A BRICK	.00	-253.33
001	220120	DEPOSIT - ISR;OPR;AFT HR INSP	.00	-14,800.00
001	220121	ADA PGMS DADE INTERLOCAL AGM	.00	-190,418.19
001	220123	DEPOSIT - MISC	.00	-52,500.00
001	220125	DEPOSIT-BUILDING TRAINING FEE	.00	-155,021.31
001	220128	DEPOSIT-HEALTH INS.INCENTIVE	-2,068.93	-2,135.82
001	220129	DEPOSIT-MOT LANE CLOSE. PERMIT	.00	-64,976.00
001	220132	DEPOSITS - DORAL HEARTS BRAZIL	.00	-98.00

BALANCE SHEET FOR 2024 11

FUND: 001 GENERAL FUND			NET CHANGE FOR PERIOD	ACCOUNT BALANCE
LIABILITIES				
TOTAL LIABILITIES			-124,180.78	-2,979,410.69
FUND BALANCE				
001	241000	APPROPRIATIONS	.00	-111,849,948.58
001	242000	EXPENDITURE CONTROL	10,210,362.57	83,650,539.34
001	243000	ENCUMBRANCES	-5,686,074.36	13,193,670.70
001	245000	FUND BALANCE-RESV FOR ENCUMB	204,236.00	3,827,877.95
001	245001	BUDGETARY FB-RESV FOR ENCUMB	5,686,074.36	-13,193,670.70
001	271000	FUND BALANCE-UNRES/UNDES	-204,236.00	-101,851,685.18
001	271001	BUDGETARY FUND BAL-UNRES	.00	25,579,214.58
TOTAL FUND BALANCE			10,210,362.57	-100,644,001.89
TOTAL LIABILITIES + FUND BALANCE			10,086,181.79	-103,623,412.58

General Fund

001

Revenues



YEAR-TO-DATE BUDGET REPORT

FOR 2024 11

ACCOUNTS FOR:	ORIGINAL ESTIM REV	ESTIM REV ADJSTMTS	REVISED EST REV	ACTUAL YTD REVENUE	REMAINING REVENUE	PCT COLL
---------------	--------------------	--------------------	-----------------	--------------------	-------------------	----------

0011200 CITY CLERK REVENUE

0011200 341900 LIEN SEARCH FEES	0	0	0	-35,407.59	35,407.59	100.0%
0011200 341901 CANDIDATE QUALYF	-4,500	0	-4,500	-1,600.00	-2,900.00	35.6%
0011200 341907 PUBLIC RECORDS R	-42,000	0	-42,000	-11,456.23	-30,543.77	27.3%
TOTAL CITY CLERK REVENUE	-46,500	0	-46,500	-48,463.82	1,963.82	104.2%

YEAR-TO-DATE BUDGET REPORT

FOR 2024 11

ACCOUNTS FOR:	ORIGINAL ESTIM REV	ESTIM REV ADJSTMTS	REVISED EST REV	ACTUAL YTD REVENUE	REMAINING REVENUE	PCT COLL
001 GENERAL FUND						
<b>0014000 PLANNING AND ZONING REVENUE</b>						
0014000 321100 LOCAL BUSINESS L	-1,200,000	0	-1,200,000	-1,680,454.01	480,454.01	140.0%
0014000 329300 ZONING HEARING F	-30,000	0	-30,000	-93,938.80	63,938.80	313.1%
0014000 329400 ZONING PLAN REVI	-55,000	0	-55,000	-80,075.00	25,075.00	145.6%
0014000 329401 ZONING PERMIT RE	-60,000	0	-60,000	-84,931.09	24,931.09	141.6%
0014000 338100 COUNTY BUSS.TAX	-89,000	0	-89,000	-77,472.23	-11,527.77	87.0%
0014000 362200 BILLBOARD REDUCT	-64,000	0	-64,000	-150,000.00	86,000.00	234.4%
TOTAL PLANNING AND ZONING REVENUE	-1,498,000	0	-1,498,000	-2,166,871.13	668,871.13	144.7%

YEAR-TO-DATE BUDGET REPORT

FOR 2024 11

ACCOUNTS FOR:	ORIGINAL ESTIM REV	ESTIM REV ADJSTMTS	REVISED EST REV	ACTUAL YTD REVENUE	REMAINING REVENUE	PCT COLL
001 GENERAL FUND						
<b>0015000 GENERAL GOVERNMENT REVENUE</b>						
0015000 311100 AD VALOREM TAXES	-29,930,182	0	-29,930,182	-29,901,163.51	-29,018.49	99.9%
0015000 311200 AD VALOREM TAXES	-600,000	0	-600,000	-253,388.50	-346,611.50	42.2%
0015000 313100 FRANCHISE FEES -	-7,200,000	0	-7,200,000	-5,904,965.65	-1,295,034.35	82.0%
0015000 314100 UTILITY TAXES -	-9,500,000	0	-9,500,000	-7,908,860.20	-1,591,139.80	83.3%
0015000 314200 COMMUNICATION SE	-3,929,927	0	-3,929,927	-3,556,321.97	-373,605.03	90.5%
0015000 314300 UTILITY TAXES -	-1,350,000	0	-1,350,000	-1,428,294.19	78,294.19	105.8%
0015000 314400 UTILITY TAXES -	-200,000	0	-200,000	-499,281.64	299,281.64	249.6%
0015000 335120 STATE SHARING RE	-2,052,085	0	-2,052,085	-1,844,657.97	-207,427.03	89.9%
0015000 335150 ALCOHOLIC BEVERA	-72,100	0	-72,100	-102,549.97	30,449.97	142.2%
0015000 335180 HALF CENT SALES	-7,543,526	0	-7,543,526	-7,102,420.14	-441,105.86	94.2%
0015000 361100 INTEREST INCOME	-750,000	0	-750,000	-3,169,515.70	2,419,515.70	422.6%
0015000 362100 LEASE AGREEMENT-	-12	0	-12	-12.00	.00	100.0%
0015000 367100 CHANGE IN INVEST	0	0	0	-1,828,743.54	1,828,743.54	100.0%
0015000 369100 MISCELLANEOUS IN	-36,750	0	-36,750	-7,530.47	-29,219.53	20.5%
0015000 369200 PRIOR YEARS RECO	-10,500	0	-10,500	-8,025.02	-2,474.98	76.4%
0015000 369900 INSURANCE PROCEE	0	0	0	-84,834.79	84,834.79	100.0%
0015000 381200 INTERNAL SERVICE	-1,679,907	0	-1,679,907	.00	-1,679,907.00	.0%
0015000 381201 ARPA FUND TRANSF	0	-10,000,000	-10,000,000	-10,000,000.00	.00	100.0%
TOTAL GENERAL GOVERNMENT REVENUE	-64,854,989	-10,000,000	-74,854,989	-73,600,565.26	-1,254,423.74	98.3%



YEAR-TO-DATE BUDGET REPORT

FOR 2024 11

ACCOUNTS FOR:	ORIGINAL ESTIM REV	ESTIM REV ADJSTMTS	REVISED EST REV	ACTUAL YTD REVENUE	REMAINING REVENUE	PCT COLL
001 GENERAL FUND						
<b>0016000 POLICE REVENUE</b>						
0016000 313920 TOWING FEES	-12,500	0	-12,500	-11,743.76	-756.24	94.0%
0016000 329200 ALARM PERMITS	-190,000	0	-190,000	-135,153.50	-54,846.50	71.1%
0016000 331201 DOJ COPS TECH GR	-1,000,000	0	-1,000,000	.00	-1,000,000.00	.0%
0016000 342100 POLICE SERVICES	-1,400,000	0	-1,400,000	-2,434,706.95	1,034,706.95	173.9%
0016000 342110 POLICE SERVICES	-8,000	0	-8,000	-18,936.65	10,936.65	236.7%
0016000 342115 SCHOOL CROSSING	-70,000	0	-70,000	-115,513.09	45,513.09	165.0%
0016000 342130 POLICE SERVICES-	-829,445	0	-829,445	-544,885.32	-284,559.68	65.7%
0016000 351100 JUDGEMENTS & FIN	-350,000	0	-350,000	-185,832.82	-164,167.18	53.1%
0016000 351150 SAFETY REDLIGHT	0	0	0	-22,004.65	22,004.65	100.0%
0016000 351200 COURT-INVESTIGAT	-1,000	0	-1,000	.00	-1,000.00	.0%
0016000 369105 PD MISC-SRO OT R	-35,000	0	-35,000	-310,074.24	275,074.24	885.9%
TOTAL POLICE REVENUE	-3,895,945	0	-3,895,945	-3,778,850.98	-117,094.02	97.0%

YEAR-TO-DATE BUDGET REPORT

FOR 2024 11

ACCOUNTS FOR:	ORIGINAL ESTIM REV	ESTIM REV ADJSTMTS	REVISED EST REV	ACTUAL YTD REVENUE	REMAINING REVENUE	PCT COLL
---------------	--------------------	--------------------	-----------------	--------------------	-------------------	----------

0017000 BUILDING REVENUE

0017000 329600 CONCURRENCY FEES	-60,000	0	-60,000	-12,124.81	-47,875.19	20.2%
0017000 341903 BLDG RECORDS REQ	-75,000	0	-75,000	-68,869.10	-6,130.90	91.8%
TOTAL BUILDING REVENUE	-135,000	0	-135,000	-80,993.91	-54,006.09	60.0%

YEAR-TO-DATE BUDGET REPORT

FOR 2024 11

ACCOUNTS FOR:	ORIGINAL ESTIM REV	ESTIM REV ADJSTMTS	REVISED EST REV	ACTUAL YTD REVENUE	REMAINING REVENUE	PCT COLL
001 GENERAL FUND						
<b>0017100 CODE REVENUE</b>						
0017100 329800 CODE DEFAULT PRO	-30,000	0	-30,000	-16,800.00	-13,200.00	56.0%
0017100 341900 LIEN SEARCH FEES	-220,000	0	-220,000	-146,231.30	-73,768.70	66.5%
0017100 351100 JUDGEMENTS & FIN	-240,000	0	-240,000	-186,814.70	-53,185.30	77.8%
0017100 359101 FINES - PERMIT V	-315,000	0	-315,000	-153,467.28	-161,532.72	48.7%
TOTAL CODE REVENUE	-805,000	0	-805,000	-503,313.28	-301,686.72	62.5%

YEAR-TO-DATE BUDGET REPORT

FOR 2024 11

ACCOUNTS FOR:	ORIGINAL ESTIM REV	ESTIM REV ADJSTMTS	REVISED EST REV	ACTUAL YTD REVENUE	REMAINING REVENUE	PCT COLL
---------------	--------------------	--------------------	-----------------	--------------------	-------------------	----------

0018000 PUBLIC WORKS REVENUE

0018000 313700	FRANCHISE FEES -	-1,800,000	0	-1,800,000	-1,840,409.80	40,409.80	102.2%
0018000 313900	FRANCHISE FEES -	-10,000	0	-10,000	-30,204.76	20,204.76	302.0%
0018000 329402	PW-PLATTING PERM	-25,000	0	-25,000	-4,550.00	-20,450.00	18.2%
0018000 329700	PUBLIC WORKS PER	-100,000	0	-100,000	-192,069.15	92,069.15	192.1%
0018000 344500	PARKING OPERATIO	-1,125,000	0	-1,125,000	-880,128.25	-244,871.75	78.2%
0018000 359102	FINES - PARKING	-545,000	0	-545,000	-275,253.48	-269,746.52	50.5%
TOTAL PUBLIC WORKS REVENUE		-3,605,000	0	-3,605,000	-3,222,615.44	-382,384.56	89.4%



YEAR-TO-DATE BUDGET REPORT

FOR 2024 11

ACCOUNTS FOR:	ORIGINAL ESTIM REV	ESTIM REV ADJSTMTS	REVISED EST REV	ACTUAL YTD REVENUE	REMAINING REVENUE	PCT COLL
001 GENERAL FUND						
<b>0019000 PARKS AND RECREATION REVENUE</b>						
0019000 334700 STATE-CULTURAL F	0	0	0	-22,588.00	22,588.00	100.0%
0019000 347200 RECREATION FEES	-120,000	0	-120,000	-106,562.32	-13,437.68	88.8%
0019000 347201 RECREATION - REN	-300,000	0	-300,000	-394,393.05	94,393.05	131.5%
0019000 347202 RECREATION - BRO	-18,000	0	-18,000	-36,375.00	18,375.00	202.1%
0019000 347203 RECREATION-CONCE	-8,000	0	-8,000	-3,450.00	-4,550.00	43.1%
0019000 347204 RECREATION-TAXAB	-1,000	0	-1,000	-327.23	-672.77	32.7%
0019000 347400 RECREATION - SPE	-50,000	0	-50,000	-52,665.99	2,665.99	105.3%
0019000 347401 RECREATION - SPO	-95,000	0	-95,000	-99,571.00	4,571.00	104.8%
0019000 347402 RECREATION - CAM	-110,000	0	-110,000	-123,822.40	13,822.40	112.6%
0019000 347403 RECREATION - TEN	-70,000	0	-70,000	-55,336.84	-14,663.16	79.1%
0019000 347404 RECREATION - SOC	-265,000	0	-265,000	-215,055.00	-49,945.00	81.2%
0019000 347405 RECREATION-COMMU	-175,000	0	-175,000	-162,661.16	-12,338.84	92.9%
0019000 347406 RECREATION-TRAIN	-300	0	-300	-150.00	-150.00	50.0%
0019000 347407 RECREATION-BASEB	-35,000	0	-35,000	-18,245.20	-16,754.80	52.1%
0019000 347900 SPONSORSHIP NAMI	-175,000	0	-175,000	-175,000.00	.00	100.0%
0019000 366000 PRIVATE GRANTS &	0	0	0	-10,000.00	10,000.00	100.0%
0019000 369104 MAU PARK	-7,000	0	-7,000	.00	-7,000.00	.0%
0019000 369400 MISC.PARK FEES	-1,000	0	-1,000	-350.00	-650.00	35.0%
TOTAL PARKS AND RECREATION REVENUE	-1,430,300	0	-1,430,300	-1,476,553.19	46,253.19	103.2%
TOTAL GENERAL FUND	-76,270,734	-10,000,000	-86,270,734	-84,878,227.01	-1,392,506.99	98.4%
TOTAL REVENUES	-76,270,734	-10,000,000	-86,270,734	-84,878,227.01	-1,392,506.99	

General Fund

001

Expenditures

YEAR-TO-DATE BUDGET REPORT

FOR 2024 11

ACCOUNTS FOR: 001 GENERAL FUND	ORIGINAL APPROP	TRANFRS/ ADJSTMTS	REVISED BUDGET	YTD EXPENDED	ENCUMBRANCES	AVAILABLE BUDGET	PCT USED
<b>00110005 OFFICE OF THE MAYOR &amp; COUNCIL</b>							
00110005 500110 CHARTER COMPENS	152,031	0	152,031	139,362.53	.00	12,668.47	91.7%
00110005 500120 FULL TIME SALAR	495,639	0	495,639	466,817.37	.00	28,821.63	94.2%
00110005 500125 COMPENSATED ABS	17,871	0	17,871	8,261.41	.00	9,609.59	46.2%
00110005 500210 FICA & MICA TAX	64,914	0	64,914	57,496.06	.00	7,417.94	88.6%
00110005 500220 RETIREMENT CONT	86,843	0	86,843	74,541.94	.00	12,301.06	85.8%
00110005 500230 LIFE & HEALTH I	289,378	0	289,378	187,505.65	.00	101,872.35	64.8%
00110005 500400 TRAVEL & PER DI	26,100	0	26,100	23,490.00	.00	2,610.00	90.0%
00110005 500401 COUNCIL STIPEND	150,000	0	150,000	137,500.00	.00	12,500.00	91.7%
00110005 50040A COUNCIL SEAT MA	10,000	-4,625	5,375	5,374.30	.00	.70	100.0%
00110005 50040B COUNCIL SEAT ON	5,000	3,637	8,637	8,557.73	.00	79.27	99.1%
00110005 50040C COUNCIL SEAT TW	5,000	800	5,800	5,663.73	.00	136.27	97.7%
00110005 50040D COUNCIL SEAT TH	5,000	0	5,000	3,370.96	.00	1,629.04	67.4%
00110005 50040E COUNCIL SEAT FO	5,000	550	5,550	5,459.17	.00	90.83	98.4%
00110005 500410 COMMUNICATION &	24,900	0	24,900	14,148.00	.00	10,752.00	56.8%
00110005 50044A R & L - COUNCIL	5,000	0	5,000	5,000.00	.00	.00	100.0%
00110005 50044B R & L - COUNCIL	5,000	0	5,000	4,000.00	.00	1,000.00	80.0%
00110005 50044C R & L - COUNCIL	5,000	0	5,000	5,000.00	.00	.00	100.0%
00110005 50044D R & L - COUNCIL	5,000	0	5,000	2,400.00	.00	2,600.00	48.0%
00110005 50044E R & L - COUNCIL	5,000	0	5,000	.00	.00	5,000.00	.0%
00110005 50048A COUNCIL SEAT MA	500	6,062	6,562	4,007.08	377.92	2,177.00	66.8%
00110005 50048B COUNCIL SEAT ON	500	-230	270	.00	.00	270.00	.0%
00110005 50048C COUNCIL SEAT TW	500	-500	0	.00	.00	.00	.0%
00110005 50048D COUNCIL SEAT TH	500	678	1,178	1,018.03	89.75	70.22	94.0%
00110005 50048E COUNCIL SEAT FO	500	-500	0	.00	.00	.00	.0%
00110005 50049A OTCC-COUNCIL SE	5,000	0	5,000	4,999.98	.00	.02	100.0%
00110005 50049B OTCC-COUNCIL SE	5,000	0	5,000	3,500.00	.00	1,500.00	70.0%
00110005 50049C OTCC-COUNCIL SE	5,000	0	5,000	4,000.00	.00	1,000.00	80.0%
00110005 50049D OTCC-COUNCIL SE	5,000	0	5,000	4,000.00	.00	1,000.00	80.0%
00110005 50049E OTCC-COUNCIL SE	5,000	0	5,000	3,000.00	.00	2,000.00	60.0%
00110005 50051A COUNCIL SEAT MA	5,000	-2,546	2,454	2,251.97	201.38	.65	100.0%
00110005 50051B COUNCIL SEAT ON	5,000	-1,937	3,063	2,763.61	198.89	100.50	96.7%
00110005 50051C COUNCIL SEAT TW	5,000	-2,051	2,949	2,856.35	.00	92.65	96.9%
00110005 50051D COUNCIL SEAT TH	5,000	-678	4,322	1,275.40	352.48	2,694.12	37.7%
00110005 50051E COUNCIL SEAT FO	5,000	-1,130	3,870	3,695.03	174.82	.15	100.0%
00110005 50054A COUNCIL SEAT MA	6,000	1,109	7,109	7,498.95	.00	-389.95	105.5%
00110005 50054B COUNCIL SEAT ON	6,000	-1,470	4,530	4,243.94	.00	286.06	93.7%
00110005 50054C COUNCIL SEAT TW	6,000	1,751	7,751	7,430.49	.00	320.51	95.9%
00110005 50054D COUNCIL SEAT TH	6,000	0	6,000	2,683.43	.00	3,316.57	44.7%
00110005 50054E COUNCIL SEAT FO	6,000	1,080	7,080	7,562.75	.00	-482.75	106.8%
TOTAL OFFICE OF THE MAYOR & COUNCIL	1,445,176	0	1,445,176	1,220,735.86	1,395.24	223,044.90	84.6%



YEAR-TO-DATE BUDGET REPORT

FOR 2024 11

ACCOUNTS FOR:	ORIGINAL APPROP	TRANFRS/ADJSTMTS	REVISED BUDGET	YTD EXPENDED	ENCUMBRANCES	AVAILABLE BUDGET	PCT USED
001 GENERAL FUND							
<b>00111005 OFFICE OF THE CITY MANAGER</b>							
00111005 500111 ADMINISTRATIVE	665,672	0	665,672	585,442.18	.00	80,229.82	87.9%
00111005 500120 FULL TIME SALAR	152,475	0	152,475	92,002.12	.00	60,472.88	60.3%
00111005 500125 COMPENSATED ABS	58,102	0	58,102	150,094.15	.00	-91,992.15	258.3%
00111005 500140 OVERTIME	250	0	250	64.91	.00	185.09	26.0%
00111005 500210 FICA & MICA TAX	69,576	0	69,576	61,278.60	.00	8,297.40	88.1%
00111005 500220 RETIREMENT CONT	140,466	0	140,466	103,987.02	.00	36,478.98	74.0%
00111005 500230 LIFE & HEALTH I	108,708	0	108,708	109,769.15	.00	-1,061.15	101.0%
00111005 500400 TRAVEL & PER DI	31,600	0	31,600	32,433.28	.00	-833.28	102.6%
00111005 500410 COMMUNICATION &	5,400	0	5,400	5,925.00	.00	-525.00	109.7%
00111005 500510 OFFICE SUPPLIES	3,750	0	3,750	1,439.37	1,135.63	1,175.00	68.7%
00111005 500540 DUES/SUBSCRIPTI	8,000	0	8,000	9,719.09	.00	-1,719.09	121.5%
TOTAL OFFICE OF THE CITY MANAGER	1,243,999	0	1,243,999	1,152,154.87	1,135.63	90,708.50	92.7%



YEAR-TO-DATE BUDGET REPORT

FOR 2024 11

ACCOUNTS FOR:	ORIGINAL APPROP	TRANFRS/ADJSTMTS	REVISED BUDGET	YTD EXPENDED	ENCUMBRANCES	AVAILABLE BUDGET	PCT USED
001 GENERAL FUND							
<b>00111505 PUBLIC AFFAIRS</b>							
00111505 500111 ADMINISTRATIVE	147,141	0	147,141	139,396.04	.00	7,744.96	94.7%
00111505 500120 FULL TIME SALAR	562,763	62,254	625,017	498,830.29	.00	126,186.71	79.8%
00111505 500125 COMPENSATED ABS	25,292	2,246	27,538	.00	.00	27,538.00	.0%
00111505 500210 FICA & MICA TAX	56,791	4,965	61,756	48,706.71	.00	13,049.29	78.9%
00111505 500220 RETIREMENT CONT	84,165	7,471	91,636	73,624.37	.00	18,011.63	80.3%
00111505 500230 LIFE & HEALTH I	91,485	15,075	106,560	65,872.02	.00	40,687.98	61.8%
00111505 500340 CONTRACTUAL SER	78,300	0	78,300	28,729.60	.00	49,570.40	36.7%
00111505 500400 TRAVEL & PER DI	5,620	0	5,620	4,880.00	.00	740.00	86.8%
00111505 500410 COMMUNICATION &	5,100	925	6,025	5,225.00	.00	800.00	86.7%
00111505 500470 PRINTING & BIND	24,150	1,000	25,150	18,420.30	4,944.21	1,785.49	92.9%
00111505 500481 PROMOTIONAL ACT	85,800	-1,000	84,800	59,919.81	9,300.37	15,579.82	81.6%
00111505 500482 PROMOTIONAL ACT	0	20,000	20,000	2,167.50	.00	17,832.50	10.8%
00111505 500490 OTHER CURRENT C	32,700	0	32,700	1,321.27	922.30	30,456.43	6.9%
00111505 500510 OFFICE SUPPLIES	1,000	1,000	2,000	1,463.51	23.93	512.56	74.4%
00111505 500520 OPERATING SUPPL	2,100	0	2,100	1,996.25	75.02	28.73	98.6%
00111505 500540 DUES/SUBSCRIPTI	6,786	810	7,596	6,644.99	.00	951.01	87.5%
00111505 500640 CAPITAL OUTLAY	8,300	0	8,300	4,345.94	.00	3,954.06	52.4%
TOTAL PUBLIC AFFAIRS	1,217,493	114,746	1,332,239	961,543.60	15,265.83	355,429.57	73.3%

YEAR-TO-DATE BUDGET REPORT

FOR 2024 11

ACCOUNTS FOR:	ORIGINAL APPROP	TRANFRS/ADJSTMTS	REVISED BUDGET	YTD EXPENDED	ENCUMBRANCES	AVAILABLE BUDGET	PCT USED
001 GENERAL FUND							
<b>00112005 OFFICE OF THE CITY CLERK</b>							
00112005 500111 ADMINISTRATIVE	146,258	0	146,258	131,551.79	.00	14,706.21	89.9%
00112005 500120 FULL TIME SALAR	167,215	0	167,215	153,831.50	.00	13,383.50	92.0%
00112005 500125 COMPENSATED ABS	14,284	0	14,284	.00	.00	14,284.00	.0%
00112005 500210 FICA & MICA TAX	26,404	0	26,404	21,922.81	.00	4,481.19	83.0%
00112005 500220 RETIREMENT CONT	66,325	0	66,325	58,934.30	.00	7,390.70	88.9%
00112005 500230 LIFE & HEALTH I	31,685	0	31,685	28,508.78	.00	3,176.22	90.0%
00112005 500331 COURT REPORTER	7,000	0	7,000	934.75	1,065.25	5,000.00	28.6%
00112005 500400 TRAVEL & PER DI	19,900	0	19,900	14,211.00	.00	5,689.00	71.4%
00112005 500410 COMMUNICATION &	3,000	0	3,000	2,750.00	.00	250.00	91.7%
00112005 500470 PRINTING & BIND	14,000	0	14,000	9,496.99	.00	4,503.01	67.8%
00112005 500491 LEGAL ADVERTISI	99,000	15,000	114,000	98,588.05	411.13	15,000.82	86.8%
00112005 500495 ELECTION EXPENS	80,000	-15,000	65,000	.00	.00	65,000.00	.0%
00112005 500510 OFFICE SUPPLIES	2,000	0	2,000	1,502.45	372.55	125.00	93.8%
00112005 500520 OPERATING SUPPL	3,000	0	3,000	223.94	.00	2,776.06	7.5%
00112005 500540 DUES/SUBSCRIPTI	8,300	0	8,300	2,938.42	.00	5,361.58	35.4%
TOTAL OFFICE OF THE CITY CLERK	688,371	0	688,371	525,394.78	1,848.93	161,127.29	76.6%

YEAR-TO-DATE BUDGET REPORT

FOR 2024 11

ACCOUNTS FOR:	ORIGINAL APPROP	TRANFRS/ADJSTMTS	REVISED BUDGET	YTD EXPENDED	ENCUMBRANCES	AVAILABLE BUDGET	PCT USED
001 GENERAL FUND							
<b>00113005 CHARTER ENFORCEMENT</b>							
00113005 500111 ADMINISTRATIVE	56,706	0	56,706	.00	.00	56,706.00	.0%
00113005 500125 COMPENSATED ABS	2,045	0	2,045	.00	.00	2,045.00	.0%
00113005 500210 FICA & MICA TAX	4,740	0	4,740	.00	.00	4,740.00	.0%
00113005 500220 RETIREMENT CONT	6,805	0	6,805	.00	.00	6,805.00	.0%
00113005 500230 LIFE & HEALTH I	6,544	0	6,544	.00	.00	6,544.00	.0%
00113005 500340 CONTRACTUAL SER	0	700	700	699.00	.00	1.00	99.9%
00113005 500400 TRAVEL & PER DI	2,610	-700	1,910	200.00	.00	1,710.00	10.5%
00113005 500410 COMMUNICATION &	600	0	600	.00	.00	600.00	.0%
TOTAL CHARTER ENFORCEMENT	80,050	0	80,050	899.00	.00	79,151.00	1.1%



YEAR-TO-DATE BUDGET REPORT

FOR 2024 11			ORIGINAL	TRANFRS/	REVISED	YTD EXPENDED	ENCUMBRANCES	AVAILABLE	PCT
ACCOUNTS FOR:	GENERAL FUND		APPROP	ADJSTMTS	BUDGET			BUDGET	USED
<b>00120005 HUMAN RESOURCES</b>									
00120005	500111	ADMINISTRATIVE	155,555	0	155,555	139,990.03	.00	15,564.97	90.0%
00120005	500120	FULL TIME SALAR	657,576	0	657,576	484,357.73	.00	173,218.27	73.7%
00120005	500125	COMPENSATED ABS	29,114	0	29,114	.00	.00	29,114.00	.0%
00120005	500130	OTHER SALARIES	50,000	0	50,000	40,930.72	.00	9,069.28	81.9%
00120005	500140	OVERTIME	0	0	0	78.75	.00	-78.75	100.0%
00120005	500210	FICA & MICA TAX	68,515	0	68,515	50,193.73	.00	18,321.27	73.3%
00120005	500220	RETIREMENT CONT	96,890	0	96,890	72,450.36	.00	24,439.64	74.8%
00120005	500230	LIFE & HEALTH I	124,742	0	124,742	88,896.41	.00	35,845.59	71.3%
00120005	500310	PROFESSIONAL SE	15,500	0	15,500	.00	.00	15,500.00	.0%
00120005	500340	CONTRACTUAL SER	104,354	0	104,354	82,658.39	18,432.66	3,262.95	96.9%
00120005	500400	TRAVEL & PER DI	6,170	0	6,170	5,910.00	.00	260.00	95.8%
00120005	500410	COMMUNICATION &	2,400	0	2,400	2,200.00	.00	200.00	91.7%
00120005	500470	PRINTING & BIND	600	0	600	241.53	358.47	.00	100.0%
00120005	500480	PROMOTIONAL ACT	13,250	0	13,250	10,800.87	17.80	2,431.33	81.7%
00120005	500510	OFFICE SUPPLIES	2,500	0	2,500	719.67	1,795.33	-15.00	100.6%
00120005	500520	OPERATING SUPPL	2,000	500	2,500	2,067.83	399.16	33.01	98.7%
00120005	500540	DUES/SUBSCRIPTI	75,292	-500	74,792	29,376.10	10,000.00	35,415.90	52.6%
TOTAL HUMAN RESOURCES			1,404,458	0	1,404,458	1,010,872.12	31,003.42	362,582.46	74.2%

YEAR-TO-DATE BUDGET REPORT

FOR 2024 11

ACCOUNTS FOR:	ORIGINAL	TRANFRS/	REVISED				AVAILABLE	PCT
001 GENERAL FUND	APPROP	ADJSTMTS	BUDGET	YTD EXPENDED	ENCUMBRANCES	BUDGET	USED	
<b>00121005 FINANCE</b>								
00121005 500111 ADMINISTRATIVE	199,681	0	199,681	136,553.19	.00	63,127.81	68.4%	
00121005 500120 FULL TIME SALAR	635,218	0	635,218	470,763.91	.00	164,454.09	74.1%	
00121005 500125 COMPENSATED ABS	29,880	0	29,880	.00	.00	29,880.00	.0%	
00121005 500140 OVERTIME	1,986	0	1,986	185.43	.00	1,800.57	9.3%	
00121005 500210 FICA & MICA TAX	66,570	0	66,570	43,924.48	.00	22,645.52	66.0%	
00121005 500220 RETIREMENT CONT	99,446	0	99,446	92,805.23	.00	6,640.77	93.3%	
00121005 500230 LIFE & HEALTH I	181,823	0	181,823	158,625.59	.00	23,197.41	87.2%	
00121005 500321 ACCTG & AUDITIN	61,650	0	61,650	56,200.00	5,000.00	450.00	99.3%	
00121005 500340 CONTRACTUAL SER	2,000	0	2,000	.00	.00	2,000.00	.0%	
00121005 500400 TRAVEL & PER DI	8,970	0	8,970	4,850.40	.00	4,119.60	54.1%	
00121005 500410 COMMUNICATION &	2,450	0	2,450	2,200.00	.00	250.00	89.8%	
00121005 500460 REPAIR & MAINT	1,350	0	1,350	.00	630.00	720.00	46.7%	
00121005 500470 PRINTING & BIND	3,650	0	3,650	1,221.82	33.00	2,395.18	34.4%	
00121005 500510 OFFICE SUPPLIES	5,950	0	5,950	4,316.87	1,240.54	392.59	93.4%	
00121005 500540 DUES/SUBSCRIPTI	7,160	0	7,160	2,615.00	.00	4,545.00	36.5%	
TOTAL FINANCE	1,307,784	0	1,307,784	974,261.92	6,903.54	326,618.54	75.0%	

YEAR-TO-DATE BUDGET REPORT

FOR 2024 11

ACCOUNTS FOR:	ORIGINAL APPROP	TRANFRS/ADJSTMTS	REVISED BUDGET	YTD EXPENDED	ENCUMBRANCES	AVAILABLE BUDGET	PCT USED
---------------	-----------------	------------------	----------------	--------------	--------------	------------------	----------

00121505 PROCUREMENT & ASSET MANAGEMENT

00121505 500111	ADMINISTRATIVE	157,111	0	157,111	142,283.43	.00	14,827.57	90.6%
00121505 500120	FULL TIME SALAR	114,950	0	114,950	77,908.58	.00	37,041.42	67.8%
00121505 500125	COMPENSATED ABS	9,697	0	9,697	7,447.16	.00	2,249.84	76.8%
00121505 500210	FICA & MICA TAX	21,795	0	21,795	17,670.00	.00	4,125.00	81.1%
00121505 500220	RETIREMENT CONT	32,270	0	32,270	25,625.75	.00	6,644.25	79.4%
00121505 500230	LIFE & HEALTH I	40,246	0	40,246	27,673.06	.00	12,572.94	68.8%
00121505 500400	TRAVEL & PER DI	8,720	0	8,720	4,851.99	.00	3,868.01	55.6%
00121505 500410	COMMUNICATION &	1,400	0	1,400	1,100.00	.00	300.00	78.6%
00121505 500460	REPAIR & MAINT	500	0	500	.00	.00	500.00	.0%
00121505 500470	PRINTING & BIND	1,000	0	1,000	140.00	.00	860.00	14.0%
00121505 500510	OFFICE SUPPLIES	1,150	0	1,150	766.28	374.62	9.10	99.2%
00121505 500540	DUES/SUBSCRIPTI	2,680	0	2,680	1,090.00	800.00	790.00	70.5%
TOTAL PROCUREMENT & ASSET MANAGEMENT		391,519	0	391,519	306,556.25	1,174.62	83,788.13	78.6%



YEAR-TO-DATE BUDGET REPORT

FOR 2024 11

ACCOUNTS FOR:	ORIGINAL APPROP	TRANFRS/ADJSTMTS	REVISED BUDGET	YTD EXPENDED	ENCUMBRANCES	AVAILABLE BUDGET	PCT USED
001 GENERAL FUND							
<b>00122005 INFORMATION TECHNOLOGY</b>							
00122005 500111 ADMINISTRATIVE	161,823	0	161,823	77,166.17	.00	84,656.83	47.7%
00122005 500120 FULL TIME SALAR	1,576,800	0	1,576,800	1,378,933.76	.00	197,866.24	87.5%
00122005 500125 COMPENSATED ABS	62,315	0	62,315	2,328.00	.00	59,987.00	3.7%
00122005 500140 OVERTIME	7,000	0	7,000	8,411.98	.00	-1,411.98	120.2%
00122005 500210 FICA & MICA TAX	138,622	0	138,622	107,017.09	.00	31,604.91	77.2%
00122005 500220 RETIREMENT CONT	207,386	0	207,386	168,431.23	.00	38,954.77	81.2%
00122005 500230 LIFE & HEALTH I	378,332	0	378,332	303,936.15	.00	74,395.85	80.3%
00122005 500310 PROFESSIONAL SE	103,900	0	103,900	28,872.89	33,803.92	41,223.19	60.3%
00122005 500400 TRAVEL & PER DI	14,520	0	14,520	4,521.73	.00	9,998.27	31.1%
00122005 500410 COMMUNICATION &	1,018,975	0	1,018,975	770,299.39	167,764.03	80,911.58	92.1%
00122005 500440 RENTALS & LEASE	79,138	0	79,138	61,786.87	14,213.13	3,138.00	96.0%
00122005 500460 REPAIR & MAINT	1,930,049	0	1,930,049	1,361,380.61	220,174.07	348,494.32	81.9%
00122005 500464 REPAIR & MAINT-	989,495	150	989,645	820,222.31	36,064.88	133,357.81	86.5%
00122005 500510 OFFICE SUPPLIES	1,900	0	1,900	62.19	1,837.81	.00	100.0%
00122005 500520 OPERATING SUPPL	205,209	0	205,209	157,763.00	8,372.84	39,073.16	81.0%
00122005 500540 DUES/SUBSCRIPTI	29,049	0	29,049	17,773.17	.00	11,275.83	61.2%
00122005 500640 CAPITAL OUTLAY	141,700	0	141,700	78,693.52	62,735.68	270.80	99.8%
00122005 500641 CAPITAL OUTLAY	23,200	0	23,200	.00	23,200.00	.00	100.0%
00122005 500652 CAPITAL OUTLAY-	648,816	316,696	965,512	211,625.00	136,636.83	617,250.52	36.1%
TOTAL INFORMATION TECHNOLOGY	7,718,229	316,846	8,035,075	5,559,225.06	704,803.19	1,771,047.10	78.0%

YEAR-TO-DATE BUDGET REPORT

FOR 2024 11

ACCOUNTS FOR:	ORIGINAL APPROP	TRANFRS/ADJSTMTS	REVISED BUDGET	YTD EXPENDED	ENCUMBRANCES	AVAILABLE BUDGET	PCT USED
---------------	-----------------	------------------	----------------	--------------	--------------	------------------	----------

00130005 OFFICE OF THE ATTORNEY

00130005 500311 PROFESSIONAL SE	480,000	0	480,000	389,356.64	16,000.00	74,643.36	84.4%
00130005 500312 PROFESSIONAL SE	275,000	0	275,000	160,373.55	20,413.95	94,212.50	65.7%
00130005 500316 LITIGATION CONT	200,000	0	200,000	.00	.00	200,000.00	.0%
TOTAL OFFICE OF THE ATTORNEY	955,000	0	955,000	549,730.19	36,413.95	368,855.86	61.4%



YEAR-TO-DATE BUDGET REPORT

FOR 2024 11									
ACCOUNTS FOR:	GENERAL FUND	ORIGINAL APPROP	TRANFRS/ADJSTMTS	REVISED BUDGET	YTD EXPENDED	ENCUMBRANCES	AVAILABLE BUDGET	PCT USED	
<b>00140005 PLANNING AND ZONING</b>									
00140005	500111	ADMINISTRATIVE	177,987	-44,497	133,490	91,921.78	.00	41,568.22	68.9%
00140005	500120	FULL TIME SALAR	820,600	-62,254	758,346	663,406.35	.00	94,939.65	87.5%
00140005	500125	COMPENSATED ABS	35,899	-3,851	32,048	8,620.00	.00	23,428.00	26.9%
00140005	500140	OVERTIME	500	0	500	.00	.00	500.00	.0%
00140005	500210	FICA & MICA TAX	79,714	-8,653	71,061	55,298.01	.00	15,762.99	77.8%
00140005	500220	RETIREMENT CONT	118,845	-12,810	106,035	87,280.92	.00	18,754.08	82.3%
00140005	500230	LIFE & HEALTH I	201,522	-22,251	179,271	174,385.60	.00	4,885.40	97.3%
00140005	500310	PROFESSIONAL SE	78,000	249,288	327,288	78,805.00	170,482.75	78,000.00	76.2%
00140005	500400	TRAVEL & PER DI	13,200	-2,750	10,450	5,529.11	.00	4,920.89	52.9%
00140005	500410	COMMUNICATION &	4,200	-850	3,350	2,800.00	.00	550.00	83.6%
00140005	500470	PRINTING & BIND	7,750	-3,100	4,650	1,308.33	125.00	3,216.67	30.8%
00140005	500482	PROMOTIONAL ACT	35,000	-20,000	15,000	12,810.00	.00	2,190.00	85.4%
00140005	500490	OTHER CURRENT C	25,000	0	25,000	6,865.00	.00	18,135.00	27.5%
00140005	500510	OFFICE SUPPLIES	6,000	2,100	8,100	2,173.08	1,179.34	4,747.58	41.4%
00140005	500520	OPERATING SUPPL	3,400	0	3,400	741.57	323.85	2,334.58	31.3%
00140005	500540	DUES/SUBSCRIPTI	6,880	290	7,170	6,637.18	.00	532.82	92.6%
TOTAL PLANNING AND ZONING			1,614,497	70,662	1,685,159	1,198,581.93	172,110.94	314,465.88	81.3%

YEAR-TO-DATE BUDGET REPORT

FOR 2024 11

ACCOUNTS FOR:	ORIGINAL APPROP	TRANFRS/ADJSTMTS	REVISED BUDGET	YTD EXPENDED	ENCUMBRANCES	AVAILABLE BUDGET	PCT USED
001 GENERAL FUND							
<b>00150005 GENERAL GOVERNMENT</b>							
00150005 500122 NON-RECURRING P	181,049	0	181,049	18,180.34	.00	162,868.66	10.0%
00150005 500210 FICA & MICA TAX	13,850	0	13,850	.00	.00	13,850.00	.0%
00150005 500230 LIFE & HEALTH I	41,363	0	41,363	-34,500.52	.00	75,863.52	-83.4%
00150005 500240 WORKERS COMPENS	560,000	289,500	849,500	849,396.00	.00	104.00	100.0%
00150005 500250 UNEMPLOYMENT CO	40,000	0	40,000	1,572.06	.00	38,427.94	3.9%
00150005 500310 PROFESSIONAL SE	454,000	119,500	573,500	431,522.65	131,253.99	10,723.36	98.1%
00150005 500340 CONTRACTUAL SER	539,050	19,221	558,271	464,881.29	41,380.43	52,009.08	90.7%
00150005 500400 TRAVEL & PER DI	23,000	0	23,000	11,810.40	2,201.22	8,988.38	60.9%
00150005 500410 COMMUNICATION &	65,300	6,000	71,300	63,870.75	19.36	7,409.89	89.6%
00150005 500430 UTILITY SERVICE	213,350	0	213,350	164,613.81	33,383.13	15,353.06	92.8%
00150005 500440 RENTALS & LEASE	17,500	0	17,500	17,435.64	64.36	.00	100.0%
00150005 500450 INSURANCE	1,384,299	271,316	1,655,615	1,655,459.32	.00	155.68	100.0%
00150005 500460 REPAIR & MAINT	5,200	0	5,200	.00	.00	5,200.00	.0%
00150005 500470 PRINTING & BIND	5,000	0	5,000	1,376.27	823.73	2,800.00	44.0%
00150005 500490 OTHER CURRENT C	111,000	0	111,000	78,817.57	12,904.32	19,278.11	82.6%
00150005 500492 CONTINGENT RESE	577,226	-242,936	334,290	.00	.00	334,290.00	.0%
00150005 500498 PROPERTY TAXES	19,000	0	19,000	9,579.18	.00	9,420.82	50.4%
00150005 500520 OPERATING SUPPL	47,000	0	47,000	14,289.74	7,099.83	25,610.43	45.5%
00150005 500540 DUES/SUBSCRIPTI	15,500	0	15,500	10,000.00	.00	5,500.00	64.5%
00150005 500710 DEBT SERVICE -	1,772,466	0	1,772,466	1,772,466.56	.00	-.56	100.0%
00150005 500720 DEBT SERVICE -	236,446	0	236,446	252,593.88	.00	-16,147.88	106.8%
00150005 500820 GRANTS & AIDS	210,000	0	210,000	143,565.95	12,699.60	53,734.45	74.4%
00150005 500914 TRANSFER OUT-CA	500,000	0	500,000	500,000.00	.00	.00	100.0%
00150005 500915 TRANSFER OUT-OP	400,000	0	400,000	400,000.00	.00	.00	100.0%
00150005 500917 TRANSFER OUT-VE	150,000	0	150,000	150,000.00	.00	.00	100.0%
TOTAL GENERAL GOVERNMENT	7,581,599	462,601	8,044,200	6,976,930.89	241,829.97	825,438.94	89.7%



YEAR-TO-DATE BUDGET REPORT

FOR 2024 11

ACCOUNTS FOR: 001	GENERAL FUND		ORIGINAL APPROP	TRANFRS/ ADJSTMTS	REVISED BUDGET	YTD EXPENDED	ENCUMBRANCES	AVAILABLE BUDGET	PCT USED
<b>00160005 POLICE</b>									
00160005	500111	ADMINISTRATIVE	220,343	0	220,343	191,471.27	.00	28,871.73	86.9%
00160005	500120	FULL TIME SALAR	3,565,390	0	3,565,390	2,276,764.20	.00	1,288,625.80	63.9%
00160005	500121	FULL TIME SALAR	13,329,822	0	13,329,822	11,780,989.70	.00	1,548,832.30	88.4%
00160005	500125	COMPENSATED ABS	600,697	0	600,697	202,216.47	.00	398,480.53	33.7%
00160005	500140	OVERTIME	1,265,850	0	1,265,850	1,072,806.53	.00	193,043.47	84.7%
00160005	500150	SPECIAL PAY - O	800,000	0	800,000	1,573,606.41	.00	-773,606.41	196.7%
00160005	500151	SPECIAL PAY - D	250,000	0	250,000	262,010.88	.00	-12,010.88	104.8%
00160005	500152	SPECIAL PAY - I	115,000	0	115,000	82,482.50	.00	32,517.50	71.7%
00160005	500210	FICA & MICA TAX	1,531,088	0	1,531,088	1,296,592.40	.00	234,495.60	84.7%
00160005	500220	RETIREMENT CONT	5,376,963	0	5,376,963	4,591,579.84	.00	785,383.16	85.4%
00160005	500230	LIFE & HEALTH I	3,324,711	0	3,324,711	2,530,721.53	.00	793,989.47	76.1%
00160005	500310	PROFESSIONAL SE	66,100	0	66,100	47,143.20	12,943.92	6,012.88	90.9%
00160005	500342	CONT - SCHOOL C	375,750	28,000	403,750	299,072.63	76,668.10	28,009.27	93.1%
00160005	500350	INVESTIGATIONS	3,250	0	3,250	.00	.00	3,250.00	.0%
00160005	500400	TRAVEL & PER DI	40,000	0	40,000	21,044.37	.00	18,955.63	52.6%
00160005	500410	COMMUNICATION &	26,600	0	26,600	13,847.63	2,465.60	10,286.77	61.3%
00160005	500440	RENTALS & LEASE	88,626	-28,000	60,626	36,759.54	9,460.72	14,405.74	76.2%
00160005	500460	REPAIR & MAINT	104,000	0	104,000	44,353.70	29,115.61	30,530.69	70.6%
00160005	500470	PRINTING & BIND	8,000	0	8,000	2,180.00	2,820.00	3,000.00	62.5%
00160005	500480	PROMOTIONAL ACT	10,000	0	10,000	2,269.55	873.45	6,857.00	31.4%
00160005	500510	OFFICE SUPPLIES	25,000	0	25,000	10,557.39	3,792.61	10,650.00	57.4%
00160005	500520	OPERATING SUPPL	779,100	0	779,100	588,509.81	160,422.63	30,167.56	96.1%
00160005	500521	OPERATING SUPPL	25,000	0	25,000	15,855.16	7,144.84	2,000.00	92.0%
00160005	500523	OP SUPP - COMMU	62,150	0	62,150	42,246.66	14,814.97	5,088.37	91.8%
00160005	500526	OPERATING SUPPL	20,000	0	20,000	5,587.14	.00	14,412.86	27.9%
00160005	500527	OPERATING SUPPL	25,358	0	25,358	17,347.86	7,805.82	204.32	99.2%
00160005	500528	OPERATING SUPPL	212,600	36,000	248,600	87,312.27	156,259.70	5,028.48	98.0%
00160005	500540	DUES/SUBSCRIPTI	174,475	0	174,475	22,126.46	93,432.71	58,915.83	66.2%
00160005	500640	CAPITAL OUTLAY	149,665	44,811	194,476	132,291.20	33,193.74	28,990.70	85.1%
00160005	500641	CAPITAL OUTLAY	1,898,334	150,753	2,049,087	1,304,142.53	254,170.00	490,774.20	76.0%
00160005	500647	CAPITAL - TECH	1,000,000	0	1,000,000	.00	.00	1,000,000.00	.0%
00160005	500653	CAPITAL OUTLAY-	5,530	0	5,530	1,258.00	.00	4,272.00	22.7%
TOTAL POLICE			35,479,402	231,564	35,710,966	28,555,146.83	865,384.42	6,290,434.57	82.4%

YEAR-TO-DATE BUDGET REPORT

FOR 2024 11			ORIGINAL	TRANFRS/	REVISED	YTD EXPENDED	ENCUMBRANCES	AVAILABLE	PCT
ACCOUNTS FOR:	GENERAL FUND		APPROP	ADJSTMTS	BUDGET			BUDGET	USED
<b>00171005 CODE COMPLIANCE</b>									
00171005	500111	ADMINISTRATIVE	160,228	0	160,228	144,360.45	.00	15,867.55	90.1%
00171005	500120	FULL TIME SALAR	893,071	0	893,071	731,790.02	.00	161,280.98	81.9%
00171005	500125	COMPENSATED ABS	37,878	0	37,878	1,378.85	.00	36,499.15	3.6%
00171005	500140	OVERTIME	18,500	0	18,500	9,865.94	.00	8,634.06	53.3%
00171005	500151	SPECIAL PAY - D	1,621	0	1,621	384.66	.00	1,236.34	23.7%
00171005	500210	FICA & MICA TAX	84,827	0	84,827	65,677.46	.00	19,149.54	77.4%
00171005	500220	RETIREMENT CONT	126,066	0	126,066	100,602.85	.00	25,463.15	79.8%
00171005	500230	LIFE & HEALTH I	192,810	0	192,810	151,409.22	.00	41,400.78	78.5%
00171005	500340	CONTRACTUAL SER	10,900	-2,500	8,400	6,160.00	2,240.00	.00	100.0%
00171005	500400	TRAVEL & PER DI	2,500	4,000	6,500	2,819.95	.00	3,680.05	43.4%
00171005	500410	COMMUNICATION &	1,200	0	1,200	1,100.00	.00	100.00	91.7%
00171005	500470	PRINTING & BIND	6,000	0	6,000	2,699.50	1,210.50	2,090.00	65.2%
00171005	500490	OTHER CURRENT C	1,500	-1,500	0	.00	.00	.00	.0%
00171005	500510	OFFICE SUPPLIES	3,000	0	3,000	1,426.92	1,573.08	.00	100.0%
00171005	500520	OPERATING SUPPL	8,500	0	8,500	5,180.94	2,460.05	859.01	89.9%
00171005	500540	DUES/SUBSCRIPTI	10,000	0	10,000	5,795.00	25.00	4,180.00	58.2%
00171005	500641	CAPITAL OUTLAY	23,972	0	23,972	.00	.00	23,972.00	.0%
TOTAL CODE COMPLIANCE			1,582,573	0	1,582,573	1,230,651.76	7,508.63	344,412.61	78.2%



YEAR-TO-DATE BUDGET REPORT

FOR 2024 11

ACCOUNTS FOR:	GENERAL FUND	ORIGINAL APPROP	TRANFRS/ADJSTMTS	REVISED BUDGET	YTD EXPENDED	ENCUMBRANCES	AVAILABLE BUDGET	PCT USED
<b>00180005 PUBLIC WORKS</b>								
00180005	500111	ADMINISTRATIVE	168,701	0	168,701	151,674.46	.00	17,026.54 89.9%
00180005	500120	FULL TIME SALAR	2,200,651	0	2,200,651	1,870,181.42	.00	330,469.58 85.0%
00180005	500125	COMPENSATED ABS	83,114	0	83,114	65.70	.00	83,048.30 .1%
00180005	500140	OVERTIME	10,000	0	10,000	27,752.19	.00	-17,752.19 277.5%
00180005	500210	FICA & MICA TAX	187,877	0	187,877	150,879.67	.00	36,997.33 80.3%
00180005	500220	RETIREMENT CONT	276,455	0	276,455	223,359.42	.00	53,095.58 80.8%
00180005	500230	LIFE & HEALTH I	575,990	0	575,990	457,245.85	.00	118,744.15 79.4%
00180005	500310	PROFESSIONAL SE	68,000	77,214	145,214	37,426.00	34,767.50	73,020.25 49.7%
00180005	500340	CONTRACTUAL SER	1,718,800	107,500	1,826,300	1,217,651.81	501,126.74	107,521.45 94.1%
00180005	500400	TRAVEL & PER DI	12,220	0	12,220	6,588.63	.00	5,631.37 53.9%
00180005	500410	COMMUNICATION &	1,450	500	1,950	1,784.24	65.76	100.00 94.9%
00180005	500430	UTILITY SERVICE	268,375	0	268,375	215,234.81	53,064.13	76.06 100.0%
00180005	500440	RENTALS & LEASE	17,500	0	17,500	4,998.00	2.00	12,500.00 28.6%
00180005	500460	REPAIR & MAINT	243,350	7,715	251,065	172,890.74	66,521.50	11,652.76 95.4%
00180005	500461	REPAIR & MAINT	209,000	-350	208,650	183,861.76	21,851.96	2,936.28 98.6%
00180005	500465	REPAIR & MAINT	180,000	0	180,000	83,984.84	37,991.87	58,023.29 67.8%
00180005	500470	PRINTING & BIND	1,000	0	1,000	210.00	540.00	250.00 75.0%
00180005	500480	PROMOTIONAL ACT	1,500	0	1,500	448.96	1,051.04	.00 100.0%
00180005	500510	OFFICE SUPPLIES	2,500	0	2,500	1,841.11	658.89	.00 100.0%
00180005	500520	OPERATING SUPPL	208,200	106,280	314,480	204,987.80	72,919.60	36,572.60 88.4%
00180005	500522	OPERATING SUPPL	610,000	0	610,000	542,798.18	56,880.97	10,320.85 98.3%
00180005	500530	ROAD MATERIAL S	15,000	0	15,000	10,326.75	4,473.25	200.00 98.7%
00180005	500540	DUES/SUBSCRIPTI	11,385	11,550	22,935	11,267.60	215.40	11,452.00 50.1%
00180005	500631	IMPRV - STREET	0	93,497	93,497	42,030.10	51,467.02	.00 100.0%
00180005	500633	IMPRV - STREET	0	274,500	274,500	.00	274,500.00	.00 100.0%
00180005	500640	CAPITAL OUTLAY	0	225,260	225,260	177,401.69	47,429.00	429.55 99.8%
00180005	500641	CAPITAL OUTLAY	0	188,591	188,591	86,717.00	25,874.00	76,000.00 59.7%
00180005	500650	CONSTRUCTION IN	35,000	175,133	210,133	19,972.43	183,138.15	7,022.57 96.7%
TOTAL PUBLIC WORKS			7,106,068	1,267,390	8,373,458	5,903,581.16	1,434,538.78	1,035,338.32 87.6%

YEAR-TO-DATE BUDGET REPORT

FOR 2024 11

ACCOUNTS FOR:	ORIGINAL	TRANFRS/	REVISED				AVAILABLE	PCT
001 GENERAL FUND	APPROP	ADJSTMTS	BUDGET	YTD EXPENDED	ENCUMBRANCES	BUDGET	USED	
<b>00190005 PARKS AND RECREATION</b>								
00190005 500111	ADMINISTRATIVE	149,819	0	149,819	138,660.26	.00	11,158.74	92.6%
00190005 500120	FULL TIME SALAR	2,350,927	0	2,350,927	1,789,410.29	.00	561,516.71	76.1%
00190005 500125	COMPENSATED ABS	89,409	0	89,409	10,460.06	.00	78,948.94	11.7%
00190005 500130	OTHER SALARIES	1,839,000	0	1,839,000	1,433,591.40	.00	405,408.60	78.0%
00190005 500140	OVERTIME	40,000	0	40,000	48,025.39	.00	-8,025.39	120.1%
00190005 500210	FICA & MICA TAX	332,146	0	332,146	258,552.77	.00	73,593.23	77.8%
00190005 500220	RETIREMENT CONT	297,568	0	297,568	237,000.27	.00	60,567.73	79.6%
00190005 500230	LIFE & HEALTH I	581,752	0	581,752	436,675.07	.00	145,076.93	75.1%
00190005 500310	PROFESSIONAL SE	246,000	52,049	298,049	16,990.00	39,759.00	241,300.00	19.0%
00190005 500340	CONTRACTUAL SER	618,904	0	618,904	470,043.95	57,088.81	91,771.24	85.2%
00190005 500400	TRAVEL & PER DI	10,870	0	10,870	6,727.27	.00	4,142.73	61.9%
00190005 500410	COMMUNICATION &	10,900	0	10,900	8,200.00	.00	2,700.00	75.2%
00190005 500430	UTILITY SERVICE	449,985	0	449,985	247,757.40	57,731.29	144,496.31	67.9%
00190005 500440	RENTALS & LEASE	236,620	35,080	271,700	169,582.87	69,350.19	32,766.94	87.9%
00190005 500460	REPAIR & MAINT	1,079,437	4,875	1,084,312	673,967.08	264,330.06	146,014.86	86.5%
00190005 500461	REPAIR & MAINT	4,500	0	4,500	.00	.00	4,500.00	.0%
00190005 500470	PRINTING & BIND	52,551	0	52,551	19,888.49	4,771.74	27,890.77	46.9%
00190005 500480	PROMOTIONAL ACT	42,400	0	42,400	22,245.34	9,218.49	10,936.17	74.2%
00190005 500490	OTHER CURRENT C	442,524	0	442,524	269,171.54	78,176.94	95,175.52	78.5%
00190005 500494	CULTURAL ARTS P	168,500	0	168,500	157,365.24	10,430.68	704.08	99.6%
00190005 500510	OFFICE SUPPLIES	6,000	0	6,000	3,506.26	2,418.74	75.00	98.8%
00190005 500520	OPERATING SUPPL	326,358	0	326,358	181,302.04	143,886.30	1,169.66	99.6%
00190005 500521	OPERATING SUPPL	250	0	250	145.30	.00	104.70	58.1%
00190005 500540	DUES/SUBSCRIPTI	12,613	0	12,613	4,858.42	.00	7,754.58	38.5%
00190005 500620	CAPITAL - BUILD	0	234,704	234,704	.00	234,704.40	.00	100.0%
00190005 500634	IMPROVEMENTS	30,000	0	30,000	19,825.00	.00	10,175.00	66.1%
00190005 500640	CAPITAL OUTLAY	22,500	3,862	26,362	13,704.00	3,861.95	8,796.00	66.6%
00190005 500641	CAPITAL OUTLAY	371,650	126,750	498,400	266,693.61	46,528.38	185,178.01	62.8%
00190005 500650	CONSTRUCTION IN	0	59,759	59,759	21,066.70	9,294.97	29,397.74	50.8%
00190005 500656	CAPITAL-CENTRAL	0	29,239,659	29,239,659	20,598,857.10	8,640,801.67	.07	100.0%
TOTAL PARKS AND RECREATION		9,813,183	29,756,739	39,569,922	27,524,273.12	9,672,353.61	2,373,294.87	94.0%
TOTAL GENERAL FUND		79,629,401	32,220,548	111,849,949	83,650,539.34	13,193,670.70	15,005,738.54	86.6%
TOTAL EXPENSES		79,629,401	32,220,548	111,849,949	83,650,539.34	13,193,670.70	15,005,738.54	



Transportation Fund

101

Balance Sheet

**BALANCE SHEET FOR 2024 11**

FUND: 101 TRANSPORTATION			NET CHANGE FOR PERIOD	ACCOUNT BALANCE
<b>ASSETS</b>				
101	104000	EQUITY IN POOLED CASH	-63,457.78	2,186,373.14
101	151002	INVESTMENT - WELLS -REG. CUS	16,975.00	12,310,448.99
101	151008	INVESTMENT - CASH EQUIVALENT	94,712.61	107,072.76
101	171000	ESTIMATED REVENUES	.00	2,151,353.00
101	172000	REVENUE CONTROL	-342,143.70	-2,745,599.51
TOTAL ASSETS			<b>-293,913.87</b>	<b>14,009,648.38</b>
<b>LIABILITIES</b>				
101	217400	RETAINAGE LIABILITY-YEAR END	.00	-149,016.36
101	220000	ESCROW DEPOSITS	.00	-134,535.50
TOTAL LIABILITIES			<b>.00</b>	<b>-283,551.86</b>
<b>FUND BALANCE</b>				
101	241000	APPROPRIATIONS	.00	-13,755,242.46
101	242000	EXPENDITURE CONTROL	293,913.87	3,172,797.52
101	243000	ENCUMBRANCES	28,318.91	6,893,073.50
101	245000	FUND BALANCE-RESV FOR ENCUMB	540,042.86	5,926,672.23
101	245001	BUDGETARY FB-RESV FOR ENCUMB	-28,318.91	-6,893,073.50
101	271000	FUND BALANCE-UNRES/UNDES	-540,042.86	-20,674,213.27
101	271001	BUDGETARY FUND BAL-UNRES	.00	11,603,889.46
TOTAL FUND BALANCE			<b>293,913.87</b>	<b>-13,726,096.52</b>
TOTAL LIABILITIES + FUND BALANCE			<b>293,913.87</b>	<b>-14,009,648.38</b>



Transportation Fund

101

Revenues

YEAR-TO-DATE BUDGET REPORT

FOR 2024 11

ACCOUNTS FOR:	ORIGINAL ESTIM REV	ESTIM REV ADJSTMTS	REVISED EST REV	ACTUAL YTD REVENUE	REMAINING REVENUE	PCT COLL
---------------	--------------------	--------------------	-----------------	--------------------	-------------------	----------

1018000 TRANSPORTATION FUND REVENUE

1018000 312410 LOCAL OPTION FUE	-856,545	0	-856,545	-476,935.43	-379,609.57	55.7%
1018000 312420 LOCAL OPTION FUE	-324,808	0	-324,808	-275,436.29	-49,371.71	84.8%
1018000 334100 STATE REIMBURSE	0	0	0	-10,457.75	10,457.75	100.0%
1018000 335450 STATE-FUEL TAX R	0	0	0	-25,418.81	25,418.81	100.0%
1018000 337100 COUNTY REIMBURSE	0	0	0	-38,585.06	38,585.06	100.0%
1018000 361100 INTEREST INCOME	-70,000	0	-70,000	-448,067.42	378,067.42	640.1%
1018000 363240 ROADWAY IMPACT F	-900,000	0	-900,000	-1,169,468.69	269,468.69	129.9%
1018000 367100 CHANGE IN INVEST	0	0	0	-301,230.06	301,230.06	100.0%
TOTAL TRANSPORTATION FUND REVENUE	-2,151,353	0	-2,151,353	-2,745,599.51	594,246.51	127.6%
TOTAL TRANSPORTATION	-2,151,353	0	-2,151,353	-2,745,599.51	594,246.51	127.6%
TOTAL REVENUES	-2,151,353	0	-2,151,353	-2,745,599.51	594,246.51	

# Transportation Fund

101

Expenditures



YEAR-TO-DATE BUDGET REPORT

FOR 2024 11

ACCOUNTS FOR:	ORIGINAL APPROP	TRANFRS/ADJSTMTS	REVISED BUDGET	YTD EXPENDED	ENCUMBRANCES	AVAILABLE BUDGET	PCT USED
101 TRANSPORTATION							
<b>10180005 TRANSPORTATION FUND EXPENSE</b>							
10180005 500120 FULL TIME SALAR	302,468	0	302,468	270,750.08	.00	31,717.92	89.5%
10180005 500125 COMPENSATED ABS	10,907	0	10,907	.00	.00	10,907.00	.0%
10180005 500210 FICA & MICA TAX	23,973	0	23,973	19,656.26	.00	4,316.74	82.0%
10180005 500220 RETIREMENT CONT	36,296	0	36,296	31,757.01	.00	4,538.99	87.5%
10180005 500230 LIFE & HEALTH I	56,867	0	56,867	50,167.65	.00	6,699.35	88.2%
10180005 500310 PROFESSIONAL SE	108,400	447,215	555,615	332,987.90	111,261.64	111,365.84	80.0%
10180005 500340 CONTRACTUAL SER	0	225,427	225,427	49,336.00	176,091.00	.00	100.0%
10180005 500341 CONTRACTUAL SER	675,000	1,074,508	1,749,508	117,237.98	1,443,109.70	189,160.32	89.2%
10180005 500400 TRAVEL & PER DI	4,750	0	4,750	3,295.86	.00	1,454.14	69.4%
10180005 500520 OPERATING SUPPL	3,800	0	3,800	334.00	466.00	3,000.00	21.1%
10180005 500540 DUES/SUBSCRIPTI	28,722	0	28,722	24,548.20	.00	4,173.80	85.5%
10180005 500631 IMPRV - STREET	0	628,110	628,110	.00	628,110.00	.00	100.0%
10180005 500633 IMPRV - STREET	1,500,000	7,407,887	8,907,887	1,993,920.34	4,004,697.03	2,909,269.44	67.3%
10180005 500641 CAPITAL OUTLAY	0	55,410	55,410	.00	55,409.88	.12	100.0%
10180005 500650 CONSTRUCTION IN	50,000	1,115,502	1,165,502	278,806.24	473,928.25	412,767.78	64.6%
TOTAL TRANSPORTATION FUND EXPENSE	2,801,183	10,954,059	13,755,242	3,172,797.52	6,893,073.50	3,689,371.44	73.2%
TOTAL TRANSPORTATION	2,801,183	10,954,059	13,755,242	3,172,797.52	6,893,073.50	3,689,371.44	73.2%
TOTAL EXPENSES	2,801,183	10,954,059	13,755,242	3,172,797.52	6,893,073.50	3,689,371.44	

# Parks Impact Fees Fund

102

Balance Sheet

BALANCE SHEET FOR 2024 11

FUND: 102 PARK IMPACT FEE FUND			NET CHANGE FOR PERIOD	ACCOUNT BALANCE
<b>ASSETS</b>				
102	104000	EQUITY IN POOLED CASH	-43,237.14	5,334,025.51
102	151006	INVESTMENT - FL.PALM	16,549.43	3,642,675.96
102	171000	ESTIMATED REVENUES	.00	649,703.00
102	172000	REVENUE CONTROL	-21,412.29	-236,824.12
	<b>TOTAL ASSETS</b>		<b>-48,100.00</b>	<b>9,389,580.35</b>
<b>LIABILITIES</b>				
102	217400	RETAINAGE LIABILITY-YEAR END	.00	-22,188.98
	<b>TOTAL LIABILITIES</b>		<b>.00</b>	<b>-22,188.98</b>
<b>FUND BALANCE</b>				
102	241000	APPROPRIATIONS	.00	-6,126,626.97
102	242000	EXPENDITURE CONTROL	48,100.00	189,330.00
102	243000	ENCUMBRANCES	-45,029.59	5,017,139.38
102	245000	FUND BALANCE-RESV FOR ENCUMB	-54.77	262,545.23
102	245001	BUDGETARY FB-RESV FOR ENCUMB	45,029.59	-5,017,139.38
102	271000	FUND BALANCE-UNRES/UNDES	54.77	-9,169,563.60
102	271001	BUDGETARY FUND BAL-UNRES	.00	5,476,923.97
	<b>TOTAL FUND BALANCE</b>		<b>48,100.00</b>	<b>-9,367,391.37</b>
	<b>TOTAL LIABILITIES + FUND BALANCE</b>		<b>48,100.00</b>	<b>-9,389,580.35</b>



# Parks Impact Fees Fund

102

Revenues

YEAR-TO-DATE BUDGET REPORT

FOR 2024 11							
ACCOUNTS FOR:	ORIGINAL	ESTIM REV	REVISED	ACTUAL YTD	REMAINING	PCT	
102 PARK IMPACT FEE FUND	ESTIM REV	ADJSTMTS	EST REV	REVENUE	REVENUE	COLL	
<b>1029000 PARK IMPACT FUND REVENUE</b>							
1029000 300100 DESIGNATED FUND	0	-319,703	-319,703	.00	-319,703.00	.0%	
1029000 361100 INTEREST INCOME	-30,000	0	-30,000	-228,362.58	198,362.58	761.2%	
1029000 363270 PARK IMPACT FEES	-300,000	0	-300,000	-8,461.54	-291,538.46	2.8%	
TOTAL PARK IMPACT FUND REVENUE	-330,000	-319,703	-649,703	-236,824.12	-412,878.88	36.5%	
TOTAL PARK IMPACT FEE FUND	-330,000	-319,703	-649,703	-236,824.12	-412,878.88	36.5%	
TOTAL REVENUES	-330,000	-319,703	-649,703	-236,824.12	-412,878.88		

# Parks Impact Fees Fund

102

Expenditures



YEAR-TO-DATE BUDGET REPORT

FOR 2024 11									
ACCOUNTS FOR:			ORIGINAL	TRANFRS/	REVISED			AVAILABLE	PCT
102	PARK IMPACT FEE FUND		APPROP	ADJSTMTS	BUDGET	YTD EXPENDED	ENCUMBRANCES	BUDGET	USED
<b>10222005 PARK IMPACT FEE EXPENSES</b>									
10222005	500652	CAPITAL OUTLAY-	76,000	208,726	284,726	.00	208,726.00	76,000.00	73.3%
		TOTAL PARK IMPACT FEE EXPENSES	76,000	208,726	284,726	.00	208,726.00	76,000.00	73.3%

# Police Impact Fees Fund

103

Balance Sheet

BALANCE SHEET FOR 2024 11

FUND: 103 POLICE IMPACT FEE FUND			NET CHANGE FOR PERIOD	ACCOUNT BALANCE
ASSETS				
103	104000	EQUITY IN POOLED CASH	63,775.87	85,219.50
103	151006	INVESTMENT - FL.PALM	2,859.01	629,293.82
103	171000	ESTIMATED REVENUES	.00	453,400.00
103	172000	REVENUE CONTROL	-66,634.88	-260,251.26
TOTAL ASSETS			.00	907,662.06
LIABILITIES				
103	207001	DUE TO/DUE FROM GEN FUND	.00	-348,401.77
TOTAL LIABILITIES			.00	-348,401.77
FUND BALANCE				
103	241000	APPROPRIATIONS	.00	-157,159.64
103	242000	EXPENDITURE CONTROL	.00	130,532.16
103	243000	ENCUMBRANCES	-3,570.00	23,057.48
103	245000	FUND BALANCE-RESV FOR ENCUMB	3,570.00	3,570.00
103	245001	BUDGETARY FB-RESV FOR ENCUMB	3,570.00	-23,057.48
103	271000	FUND BALANCE-UNRES/UNDES	-3,570.00	-239,962.45
103	271001	BUDGETARY FUND BAL-UNRES	.00	-296,240.36
TOTAL FUND BALANCE			.00	-559,260.29
TOTAL LIABILITIES + FUND BALANCE			.00	-907,662.06

# Police Impact Fees Fund

103

Revenues



YEAR-TO-DATE BUDGET REPORT

FOR 2024 11

ACCOUNTS FOR:	ORIGINAL ESTIM REV	ESTIM REV ADJSTMTS	REVISED EST REV	ACTUAL YTD REVENUE	REMAINING REVENUE	PCT COLL
103 POLICE IMPACT FEE FUND						
<b>1036000 POLICE IMPACT FEE REVENUES</b>						
1036000 300100 DESIGNATED FUND	-148,400	0	-148,400	.00	-148,400.00	.0%
1036000 361100 INTEREST INCOME	-5,000	0	-5,000	-30,723.60	25,723.60	614.5%
1036000 363220 POLICE IMPACT FE	-300,000	0	-300,000	-229,527.66	-70,472.34	76.5%
TOTAL POLICE IMPACT FEE REVENUES	-453,400	0	-453,400	-260,251.26	-193,148.74	57.4%
TOTAL POLICE IMPACT FEE FUND	-453,400	0	-453,400	-260,251.26	-193,148.74	57.4%
TOTAL REVENUES	-453,400	0	-453,400	-260,251.26	-193,148.74	

YEAR-TO-DATE BUDGET REPORT

FOR 2024 11

ACCOUNTS FOR:	ORIGINAL APPROP	TRANFRS/ADJSTMTS	REVISED BUDGET	YTD EXPENDED	ENCUMBRANCES	AVAILABLE BUDGET	PCT USED
102 PARK IMPACT FEE FUND							
<b>10290005 PARK IMPACT FEE EXPENSES</b>							
10290005 500520 OPERATING SUPPL	2,400	225	2,625	.00	225.00	2,400.00	8.6%
10290005 500634 IMPROVEMENTS	350,000	402,201	752,201	62,330.00	107,643.38	582,228.00	22.6%
10290005 500650 CONSTRUCTION IN	0	1,587,075	1,587,075	127,000.00	1,200,545.00	259,529.59	83.6%
10290005 500656 CAPITAL-CENTRAL	0	3,500,000	3,500,000	.00	3,500,000.00	.00	100.0%
TOTAL PARK IMPACT FEE EXPENSES	352,400	5,489,501	5,841,901	189,330.00	4,808,413.38	844,157.59	85.5%
TOTAL PARK IMPACT FEE FUND	428,400	5,698,227	6,126,627	189,330.00	5,017,139.38	920,157.59	85.0%
TOTAL EXPENSES	428,400	5,698,227	6,126,627	189,330.00	5,017,139.38	920,157.59	

# Police Impact Fees Fund

103

Expenditures

YEAR-TO-DATE BUDGET REPORT

FOR 2024 11

ACCOUNTS FOR:	ORIGINAL APPROP	TRANFRS/ADJSTMTS	REVISED BUDGET	YTD EXPENDED	ENCUMBRANCES	AVAILABLE BUDGET	PCT USED
103 POLICE IMPACT FEE FUND							
<b>10360005 POLICE IMPACT FEE EXPENSES</b>							
10360005 500640 CAPITAL OUTLAY	0	58,750	58,750	39,534.30	19,215.90	.00	100.0%
10360005 500641 CAPITAL OUTLAY	0	94,568	94,568	90,997.86	.00	3,570.00	96.2%
10360005 500650 CONSTSRUCTION I	0	3,842	3,842	.00	3,841.58	.00	100.0%
TOTAL POLICE IMPACT FEE EXPENSES	0	157,160	157,160	130,532.16	23,057.48	3,570.00	97.7%
TOTAL POLICE IMPACT FEE FUND	0	157,160	157,160	130,532.16	23,057.48	3,570.00	97.7%
TOTAL EXPENSES	0	157,160	157,160	130,532.16	23,057.48	3,570.00	



Law Enforcement

Trust Funds

105

Balance Sheet

**BALANCE SHEET FOR 2024 11**

FUND: 105 LAW ENFORCEMENT TRUST FUND			NET CHANGE FOR PERIOD	ACCOUNT BALANCE
<b>ASSETS</b>				
105	101102	CASH-TREASURY	.00	10,875.24
105	101103	CASH-JUSTICE	.00	135,583.17
105	101104	CASH-STATE	-11,250.00	176,047.64
105	104000	EQUITY IN POOLED CASH	10,306.03	120,750.29
105	172000	REVENUE CONTROL	-9,716.65	-20,598.86
TOTAL ASSETS			<b>-10,660.62</b>	<b>422,657.48</b>
<b>LIABILITIES</b>				
105	220101	DEPOSIT - COURTS LETTF	-589.38	-50,225.49
TOTAL LIABILITIES			<b>-589.38</b>	<b>-50,225.49</b>
<b>FUND BALANCE</b>				
105	242000	EXPENDITURE CONTROL	11,250.00	39,889.10
105	243000	ENCUMBRANCES	-11,250.00	.00
105	245001	BUDGETARY FB-RESV FOR ENCUMB	11,250.00	.00
105	271000	FUND BALANCE-UNRES/UNDES	.00	-412,321.09
TOTAL FUND BALANCE			<b>11,250.00</b>	<b>-372,431.99</b>
TOTAL LIABILITIES + FUND BALANCE			<b>10,660.62</b>	<b>-422,657.48</b>

Law Enforcement

Trust Funds

105

Revenues

YEAR-TO-DATE BUDGET REPORT

FOR 2024 11

ACCOUNTS FOR:	ORIGINAL ESTIM REV	ESTIM REV ADJSTMTS	REVISED EST REV	ACTUAL YTD REVENUE	REMAINING REVENUE	PCT COLL
105 LAW ENFORCEMENT TRUST FUND						
<b>1056000 LAW ENFORCEMENT TRUST REVENUE</b>						
1056000 359000 FORFEITURES - LO	0	0	0	-10,000.00	10,000.00	100.0%
1056000 361100 INTEREST INCOME	0	0	0	-982.09	982.09	100.0%
1056000 369100 MISCELLANEOUS IN	0	0	0	-9,616.77	9,616.77	100.0%
TOTAL LAW ENFORCEMENT TRUST REVENUE	0	0	0	-20,598.86	20,598.86	100.0%
TOTAL LAW ENFORCEMENT TRUST FUND	0	0	0	-20,598.86	20,598.86	100.0%
TOTAL REVENUES	0	0	0	-20,598.86	20,598.86	



Law Enforcement

Trust Funds

105

Expenditures

YEAR-TO-DATE BUDGET REPORT

FOR 2024 11

ACCOUNTS FOR:	ORIGINAL APPROP	TRANFRS/ADJSTMTS	REVISED BUDGET	YTD EXPENDED	ENCUMBRANCES	AVAILABLE BUDGET	PCT USED
105 LAW ENFORCEMENT TRUST FUND							
<b>10560005 LAW ENFORCEMENT TRUST EXPENSE</b>							
10560005 500310 PROFESSIONAL SE	0	0	0	6,589.10	.00	-6,589.10	100.0%
10560005 500640 CAPITAL OUTLAY	0	0	0	33,300.00	.00	-33,300.00	100.0%
TOTAL LAW ENFORCEMENT TRUST EXPENSE	0	0	0	39,889.10	.00	-39,889.10	100.0%
TOTAL LAW ENFORCEMENT TRUST FUND	0	0	0	39,889.10	.00	-39,889.10	100.0%
TOTAL EXPENSES	0	0	0	39,889.10	.00	-39,889.10	

CITT Funds

106

Balance Sheet

**BALANCE SHEET FOR 2024 11**

FUND: 106 CITT FUND			NET CHANGE FOR PERIOD	ACCOUNT BALANCE
<b>ASSETS</b>				
106	104000	EQUITY IN POOLED CASH	138,522.37	7,203,012.76
106	171000	ESTIMATED REVENUES	.00	5,451,444.00
106	172000	REVENUE CONTROL	-390,891.77	-3,895,347.56
	TOTAL ASSETS		<b>-252,369.40</b>	<b>8,759,109.20</b>
<b>LIABILITIES</b>				
106	217400	RETAINAGE LIABILITY-YEAR END	.00	-11,755.32
	TOTAL LIABILITIES		<b>.00</b>	<b>-11,755.32</b>
<b>FUND BALANCE</b>				
106	241000	APPROPRIATIONS	.00	-6,414,181.00
106	242000	EXPENDITURE CONTROL	252,369.40	2,631,076.16
106	243000	ENCUMBRANCES	-253,603.40	3,699,278.94
106	245000	FUND BALANCE-RESV FOR ENCUMB	1,234.00	-295,816.20
106	245001	BUDGETARY FB-RESV FOR ENCUMB	253,603.40	-3,699,278.94
106	271000	FUND BALANCE-UNRES/UNDES	-1,234.00	-5,631,169.84
106	271001	BUDGETARY FUND BAL-UNRES	.00	962,737.00
	TOTAL FUND BALANCE		<b>252,369.40</b>	<b>-8,747,353.88</b>
	TOTAL LIABILITIES + FUND BALANCE		<b>252,369.40</b>	<b>-8,759,109.20</b>



CITT Funds

106

Revenues

YEAR-TO-DATE BUDGET REPORT

FOR 2024 11

ACCOUNTS FOR: 106 CITT FUND	ORIGINAL ESTIM REV	ESTIM REV ADJSTMTS	REVISED EST REV	ACTUAL YTD REVENUE	REMAINING REVENUE	PCT COLL
--------------------------------	-----------------------	-----------------------	--------------------	-----------------------	----------------------	-------------

1068000 PUBLIC WKS REVENUE

1068000 300100 DESIGNATED FUND	-444,180	0	-444,180	.00	-444,180.00	.0%
1068000 312600 MUNICIPAL SURTAX	-5,007,264	0	-5,007,264	-3,835,924.00	-1,171,340.00	76.6%
1068000 361100 INTEREST INCOME	0	0	0	-59,423.56	59,423.56	100.0%
TOTAL PUBLIC WKS REVENUE	-5,451,444	0	-5,451,444	-3,895,347.56	-1,556,096.44	71.5%
TOTAL CITT FUND	-5,451,444	0	-5,451,444	-3,895,347.56	-1,556,096.44	71.5%
TOTAL REVENUES	-5,451,444	0	-5,451,444	-3,895,347.56	-1,556,096.44	

CITT Funds

106

Expenditures

YEAR-TO-DATE BUDGET REPORT

FOR 2024 11

ACCOUNTS FOR: 106 CITT FUND	ORIGINAL APPROP	TRANFRS/ ADJSTMTS	REVISED BUDGET	YTD EXPENDED	ENCUMBRANCES	AVAILABLE BUDGET	PCT USED
<b>10680005 PUBLIC WKS EXPENSES</b>							
10680005 500341 CONTRACTUAL SER	3,480,000	0	3,480,000	2,432,209.20	985,022.00	62,768.80	98.2%
10680005 500633 IMPRV - STREET	220,000	79,000	299,000	198,866.96	79,075.94	21,057.10	93.0%
10680005 500641 CAPITAL OUTLAY	1,320,000	1,315,181	2,635,181	.00	2,635,181.00	.00	100.0%
TOTAL PUBLIC WKS EXPENSES	5,020,000	1,394,181	6,414,181	2,631,076.16	3,699,278.94	83,825.90	98.7%
TOTAL CITT FUND	5,020,000	1,394,181	6,414,181	2,631,076.16	3,699,278.94	83,825.90	98.7%
TOTAL EXPENSES	5,020,000	1,394,181	6,414,181	2,631,076.16	3,699,278.94	83,825.90	



Emergency Fund

107

Balance Sheet

BALANCE SHEET FOR 2024 11

FUND: 107 EMERGENCY FUND			NET CHANGE FOR PERIOD	ACCOUNT BALANCE
ASSETS				
107	104000	EQUITY IN POOLED CASH	.00	595,493.64
		TOTAL ASSETS	.00	595,493.64
LIABILITIES				
107	207001	DUE TO DUE GEN FUND	.00	-1,468,297.96
		TOTAL LIABILITIES	.00	-1,468,297.96
FUND BALANCE				
107	271000	FUND BALANCE-UNRES/UNDES	.00	872,804.32
		TOTAL FUND BALANCE	.00	872,804.32
		TOTAL LIABILITIES + FUND BALANCE	.00	-595,493.64

# Building Technology Fund

108

Balance Sheet

**BALANCE SHEET FOR 2024 11**

FUND: 108 DEV. SERV. TECH. FEE FUND			NET CHANGE FOR PERIOD	ACCOUNT BALANCE
<b>ASSETS</b>				
108	104000	EQUITY IN POOLED CASH	25,844.23	511,035.59
108	171000	ESTIMATED REVENUES	.00	313,989.00
108	172000	REVENUES	-25,844.23	-179,502.31
	<b>TOTAL ASSETS</b>		<b>.00</b>	<b>645,522.28</b>
<b>FUND BALANCE</b>				
108	241000	APPROPRIATIONS	.00	-447,714.50
108	242000	EXPENDITURE CONTROL	.00	186,364.95
108	243000	ENCUMBRANCES	.00	70,725.50
108	245000	FUND BALANCE-RESV FOR ENCUMB	.00	.41
108	245001	BUDGETARY FB-RESV FOR ENCUMB	.00	-70,725.50
108	271000	FUND BALANCE-UNRES/UNDES	.00	-517,898.64
108	271001	BUDGETARY FUND BAL-UNRES	.00	133,725.50
	<b>TOTAL FUND BALANCE</b>		<b>.00</b>	<b>-645,522.28</b>
	<b>TOTAL LIABILITIES + FUND BALANCE</b>		<b>.00</b>	<b>-645,522.28</b>



# Building Technology Fund

108

Revenues

YEAR-TO-DATE BUDGET REPORT

FOR 2024 11

ACCOUNTS FOR:	ORIGINAL ESTIM REV	ESTIM REV ADJSTMTS	REVISED EST REV	ACTUAL YTD REVENUE	REMAINING REVENUE	PCT COLL
---------------	--------------------	--------------------	-----------------	--------------------	-------------------	----------

1087000 BUILDING REVENUE

1087000 300100 DESIGNATED FUND	-56,989	0	-56,989	.00	-56,989.00	.0%
1087000 341904 BLDG TECH ADMINI	-257,000	0	-257,000	-175,375.67	-81,624.33	68.2%
1087000 361100 INTEREST INCOME	0	0	0	-4,126.64	4,126.64	100.0%
TOTAL BUILDING REVENUE	-313,989	0	-313,989	-179,502.31	-134,486.69	57.2%
TOTAL DEV. SERV. TECH. FEE FUND	-313,989	0	-313,989	-179,502.31	-134,486.69	57.2%
TOTAL REVENUES	-313,989	0	-313,989	-179,502.31	-134,486.69	

# Building Technology Fund

108

Expenditures

YEAR-TO-DATE BUDGET REPORT

FOR 2024 11

ACCOUNTS FOR:	ORIGINAL	TRANFRS/	REVISED			AVAILABLE	PCT
108 DEV. SERV. TECH. FEE FUND	APPROP	ADJSTMTS	BUDGET	YTD EXPENDED	ENCUMBRANCES	BUDGET	USED

10870005 BUILDING

10870005 500464 REPAIR & MAINT-	336,989	10,268	347,257	186,364.95	10,267.50	150,624.05	56.6%
10870005 500540 DUES/SUBSCRIPTI	40,000	0	40,000	.00	.00	40,000.00	.0%
10870005 500652 CAPITAL OUTLAY-	0	60,458	60,458	.00	60,458.00	.00	100.0%
TOTAL BUILDING	376,989	70,726	447,715	186,364.95	70,725.50	190,624.05	57.4%
TOTAL DEV. SERV. TECH. FEE FUND	376,989	70,726	447,715	186,364.95	70,725.50	190,624.05	57.4%
TOTAL EXPENSES	376,989	70,726	447,715	186,364.95	70,725.50	190,624.05	



**Building Fund**

**109**

**Balance Sheet**

**BALANCE SHEET FOR 2024 11**

FUND: 109 BUILDING FUND			NET CHANGE FOR PERIOD	ACCOUNT BALANCE
<b>ASSETS</b>				
109	104000	EQUITY IN POOLED CASH	179,223.44	6,133,334.90
109	171000	ESTIMATED REVENUES	.00	7,242,980.00
109	172000	REVENUES	-527,701.05	-4,241,857.45
	<b>TOTAL ASSETS</b>		<b>-348,477.61</b>	<b>9,134,457.45</b>
<b>FUND BALANCE</b>				
109	241000	APPROPRIATIONS	.00	-7,877,526.42
109	242000	EXPENDITURE CONTROL	348,477.61	4,241,128.04
109	243000	ENCUMBRANCES	7,037.82	362,736.37
109	245000	FUND BALANCE-RESV FOR ENCUMB	-10,740.44	29,738.59
109	245001	BUDGETARY FB-RESV FOR ENCUMB	-7,037.82	-362,736.37
109	271000	FUND BALANCE-UNRES/UNDES	10,740.44	-6,162,344.08
109	271001	BUDGETARY FUND BAL-UNRES	.00	634,546.42
	<b>TOTAL FUND BALANCE</b>		<b>348,477.61</b>	<b>-9,134,457.45</b>
	<b>TOTAL LIABILITIES + FUND BALANCE</b>		<b>348,477.61</b>	<b>-9,134,457.45</b>

Building Fund

109

Revenues

YEAR-TO-DATE BUDGET REPORT

FOR 2024 11

ACCOUNTS FOR:	ORIGINAL ESTIM REV	ESTIM REV ADJSTMTS	REVISED EST REV	ACTUAL YTD REVENUE	REMAINING REVENUE	PCT COLL
---------------	--------------------	--------------------	-----------------	--------------------	-------------------	----------

1097000 BUILDING FUND REVENUE

1097000 300100 DESIGNATED FUND	-1,238,980	0	-1,238,980	.00	-1,238,980.00	.0%
1097000 322100 BUILDING PERMITS	-5,300,000	0	-5,300,000	-3,762,296.30	-1,537,703.70	71.0%
1097000 329101 OTHER FEES - BOI	-22,000	0	-22,000	-29,765.00	7,765.00	135.3%
1097000 329500 CERTIFICATES OF	-250,000	0	-250,000	-237,909.36	-12,090.64	95.2%
1097000 341303 BUILDING TRAININ	-20,000	0	-20,000	.00	-20,000.00	.0%
1097000 341902 BLDG ADMINISTRAT	-60,000	0	-60,000	-56,130.77	-3,869.23	93.6%
1097000 342901 BLDG RECERT FEES	-150,000	0	-150,000	-21,350.00	-128,650.00	14.2%
1097000 359101 FINES - PERMIT V	-40,000	0	-40,000	-33,220.90	-6,779.10	83.1%
1097000 361100 INTEREST INCOME	0	0	0	-55,263.62	55,263.62	100.0%
1097000 369101 BLDG MISC - OT R	-150,000	0	-150,000	-29,700.00	-120,300.00	19.8%
1097000 369102 BLDG MISC - COPY	-12,000	0	-12,000	-16,221.50	4,221.50	135.2%
TOTAL BUILDING FUND REVENUE	-7,242,980	0	-7,242,980	-4,241,857.45	-3,001,122.55	58.6%
TOTAL BUILDING FUND	-7,242,980	0	-7,242,980	-4,241,857.45	-3,001,122.55	58.6%
TOTAL REVENUES	-7,242,980	0	-7,242,980	-4,241,857.45	-3,001,122.55	

Building Fund

109

Expenditures



YEAR-TO-DATE BUDGET REPORT

FOR 2024 11

ACCOUNTS FOR:		ORIGINAL APPROP	TRANFRS/ADJSTMTS	REVISED BUDGET	YTD EXPENDED	ENCUMBRANCES	AVAILABLE BUDGET	PCT USED
109	BUILDING FUND							
<b>10970005 BUILDING FUND EXPENSE</b>								
10970005	500111	ADMINISTRATIVE	174,358	0	174,358	156,929.26	.00	17,428.74 90.0%
10970005	500120	FULL TIME SALAR	3,231,970	0	3,231,970	2,646,831.89	.00	585,138.11 81.9%
10970005	500125	COMPENSATED ABS	125,232	0	125,232	3,190.96	.00	122,041.04 2.5%
10970005	500130	OTHER SALARIES	64,593	0	64,593	9,387.75	.00	55,205.25 14.5%
10970005	500140	OVERTIME	110,210	0	110,210	50,990.35	.00	59,219.65 46.3%
10970005	500210	FICA & MICA TAX	284,702	0	284,702	211,513.16	.00	73,188.84 74.3%
10970005	500220	RETIREMENT CONT	408,337	0	408,337	321,145.58	.00	87,191.42 78.6%
10970005	500230	LIFE & HEALTH I	658,540	0	658,540	476,376.61	.00	182,163.39 72.3%
10970005	500310	PROFESSIONAL SE	506,000	37,750	543,750	218,758.75	161,999.30	162,991.95 70.0%
10970005	500400	TRAVEL & PER DI	34,800	0	34,800	22,509.22	.00	12,290.78 64.7%
10970005	500410	COMMUNICATION &	4,900	0	4,900	3,595.63	.00	1,304.37 73.4%
10970005	500460	REPAIR & MAINT	645	0	645	.00	.00	645.00 .0%
10970005	500461	REPAIR & MAINT	200	0	200	.00	.00	200.00 .0%
10970005	500470	PRINTING & BIND	9,500	0	9,500	2,456.79	5,528.21	1,515.00 84.1%
10970005	500510	OFFICE SUPPLIES	7,000	0	7,000	1,165.99	334.01	5,500.00 21.4%
10970005	500520	OPERATING SUPPL	123,650	15,000	138,650	11,905.34	116,534.43	10,210.23 92.6%
10970005	500540	DUES/SUBSCRIPTI	25,000	0	25,000	11,420.49	1,090.00	12,489.51 50.0%
10970005	500541	DUES/SUBS./MEMB	48,000	0	48,000	15,328.27	.00	32,671.73 31.9%
10970005	500640	CAPITAL OUTLAY	0	77,250	77,250	.00	77,250.42	.00 100.0%
10970005	500641	CAPITAL OUTLAY	172,360	77,622	249,982	77,622.00	.00	172,360.00 31.1%
10970005	500811	INTERNAL SERVIC	1,679,907	0	1,679,907	.00	.00	1,679,907.00 .0%
TOTAL BUILDING FUND EXPENSE			7,669,904	207,622	7,877,526	4,241,128.04	362,736.37	3,273,662.01 58.4%
TOTAL BUILDING FUND			7,669,904	207,622	7,877,526	4,241,128.04	362,736.37	3,273,662.01 58.4%
TOTAL EXPENSES			7,669,904	207,622	7,877,526	4,241,128.04	362,736.37	3,273,662.01

Public Art Fund

110

Balance Sheet

**BALANCE SHEET FOR 2024 11**

FUND: 110 PUBLIC ARTS PROGRAM FUND			NET CHANGE FOR PERIOD	ACCOUNT BALANCE
ASSETS				
110	104000	EQUITY IN POOLED CASH	6,176.44	2,412,831.55
110	171000	ESTIMATED REVENUES	.00	350,000.00
110	172000	REVENUES	-6,176.44	-224,730.86
	TOTAL ASSETS		.00	2,538,100.69
FUND BALANCE				
110	241000	APPROPRIATIONS	.00	-1,177,500.00
110	242000	EXPENDITURE CONTROL	.00	23,453.40
110	243000	ENCUMBRANCES	.00	68,000.00
110	245001	BUDGETARY FB-RESV FOR ENCUMB	.00	-68,000.00
110	271000	FUND BALANCE-UNRES/UNDES	.00	-2,211,554.09
110	271001	BUDGETARY FUND BAL-UNRES	.00	827,500.00
	TOTAL FUND BALANCE		.00	-2,538,100.69
TOTAL LIABILITIES + FUND BALANCE			.00	-2,538,100.69

# Public Art Fund

110

Revenues

YEAR-TO-DATE BUDGET REPORT

FOR 2024 11

ACCOUNTS FOR:	ORIGINAL ESTIM REV	ESTIM REV ADJSTMTS	REVISED EST REV	ACTUAL YTD REVENUE	REMAINING REVENUE	PCT COLL
110 PUBLIC ARTS PROGRAM FUND						
<b>1104000 PUBLIC ART REVENUE</b>						
1104000 324720 IMPACT FEES-COMM	-350,000	0	-350,000	-203,492.05	-146,507.95	58.1%
1104000 361100 INTEREST INCOME	0	0	0	-21,238.81	21,238.81	100.0%
TOTAL PUBLIC ART REVENUE	-350,000	0	-350,000	-224,730.86	-125,269.14	64.2%
TOTAL PUBLIC ARTS PROGRAM FUND	-350,000	0	-350,000	-224,730.86	-125,269.14	64.2%
TOTAL REVENUES	-350,000	0	-350,000	-224,730.86	-125,269.14	



# Public Art Fund

110

## Expenditures

YEAR-TO-DATE BUDGET REPORT

FOR 2024 11

ACCOUNTS FOR:	ORIGINAL APPROP	TRANFRS/ ADJSTMTS	REVISED BUDGET	YTD EXPENDED	ENCUMBRANCES	AVAILABLE BUDGET	PCT USED
---------------	-----------------	-------------------	----------------	--------------	--------------	------------------	----------

11040005 PUBLIC ART EXPENSE

11040005 500652 CAPITAL OUTLAY-	0	137,500	137,500	.00	55,000.00	82,500.00	40.0%
TOTAL PUBLIC ART EXPENSE	0	137,500	137,500	.00	55,000.00	82,500.00	40.0%

YEAR-TO-DATE BUDGET REPORT

FOR 2024 11

ACCOUNTS FOR:	ORIGINAL APPROP	TRANFRS/ ADJSTMTS	REVISED BUDGET	YTD EXPENDED	ENCUMBRANCES	AVAILABLE BUDGET	PCT USED
110 PUBLIC ARTS PROGRAM FUND							
<b>11090005 PUBLIC ART EXPENSE</b>							
11090005 500310 PROFESSIONAL SE	30,000	0	30,000	12,000.00	13,000.00	5,000.00	83.3%
11090005 500450 INSURANCE	40,000	0	40,000	11,453.40	.00	28,546.60	28.6%
11090005 500466 INSTALL & MAINT	120,000	0	120,000	.00	.00	120,000.00	.0%
11090005 500652 CAPITAL OUTLAY-	850,000	0	850,000	.00	.00	850,000.00	.0%
TOTAL PUBLIC ART EXPENSE	1,040,000	0	1,040,000	23,453.40	13,000.00	1,003,546.60	3.5%
TOTAL PUBLIC ARTS PROGRAM FUND	1,040,000	137,500	1,177,500	23,453.40	68,000.00	1,086,046.60	7.8%
TOTAL EXPENSES	1,040,000	137,500	1,177,500	23,453.40	68,000.00	1,086,046.60	

# American Rescue Plan Act

111

## Balance Sheet

**BALANCE SHEET FOR 2024 11**

FUND: 111 AMERICAN RESCUE PLAN ACT FUND			NET CHANGE FOR PERIOD	ACCOUNT BALANCE
<b>ASSETS</b>				
111	104000	EQUITY IN POOLED CASH	2,654.76	2,938,238.27
111	172000	REVENUES	-2,654.76	-10,093,694.21
	TOTAL ASSETS		<b>.00</b>	<b>-7,155,455.94</b>
<b>LIABILITIES</b>				
111	223001	UNEARNED REVENUE - GRANTS	.00	-2,734,730.00
	TOTAL LIABILITIES		<b>.00</b>	<b>-2,734,730.00</b>
<b>FUND BALANCE</b>				
111	241000	APPROPRIATIONS	.00	-10,000,000.00
111	242000	EXPENDITURE CONTROL	.00	10,000,000.00
111	271000	FUND BALANCE-UNRES/UNDES	.00	-109,814.06
111	271001	BUDGETARY FUND BAL-UNRES	.00	10,000,000.00
	TOTAL FUND BALANCE		<b>.00</b>	<b>9,890,185.94</b>
	TOTAL LIABILITIES + FUND BALANCE		<b>.00</b>	<b>7,155,455.94</b>



# American Rescue Plan Act

111

Revenues

YEAR-TO-DATE BUDGET REPORT

FOR 2024 11

ACCOUNTS FOR:	ORIGINAL ESTIM REV	ESTIM REV ADJSTMTS	REVISED EST REV	ACTUAL YTD REVENUE	REMAINING REVENUE	PCT COLL
111 AMERICAN RESCUE PLAN ACT FUND						
<b>1115000 AMERICAN RESCUE REVENUE</b>						
1115000 331102 FEDERAL REIMB-AM	0	0	0	-10,000,000.00	10,000,000.00	100.0%
1115000 361100 INTEREST INCOME	0	0	0	-93,694.21	93,694.21	100.0%
TOTAL AMERICAN RESCUE REVENUE	0	0	0	-10,093,694.21	10,093,694.21	100.0%
TOTAL AMERICAN RESCUE PLAN ACT FUND	0	0	0	-10,093,694.21	10,093,694.21	100.0%
TOTAL REVENUES	0	0	0	-10,093,694.21	10,093,694.21	

# American Rescue Plan Act Fund

111

Expenditures

YEAR-TO-DATE BUDGET REPORT

FOR 2024 11

ACCOUNTS FOR:	ORIGINAL	TRANFRS/	REVISED				AVAILABLE	PCT
111 AMERICAN RESCUE PLAN ACT FUND	APPROP	ADJSTMTS	BUDGET	YTD EXPENDED	ENCUMBRANCES	BUDGET	USED	
<b>11190005 AMERICAN RESCUE EXPENSE</b>								
11190005 500923 TRANSFER OUT-AR	0	10,000,000	10,000,000	10,000,000.00	.00	.00	100.0%	
TOTAL AMERICAN RESCUE EXPENSE	0	10,000,000	10,000,000	10,000,000.00	.00	.00	100.0%	
TOTAL AMERICAN RESCUE PLAN ACT FUND	0	10,000,000	10,000,000	10,000,000.00	.00	.00	100.0%	
TOTAL EXPENSES	0	10,000,000	10,000,000	10,000,000.00	.00	.00		

# Park Bond Debt Service

201

Balance Sheet



BALANCE SHEET FOR 2024 11

FUND: 201 PARK BOND REFER.DEBT SERVICE			NET CHANGE FOR PERIOD	ACCOUNT BALANCE
<b>ASSETS</b>				
201	101201	CASH-BOND DEBT	4,147.38	734,409.22
201	104000	EQUITY IN POOLED CASH	-1,111.50	737,354.37
201	171000	ESTIMATED REVENUES	.00	8,386,588.00
201	172000	REVENUES	-3,035.88	-8,449,800.88
TOTAL ASSETS			.00	1,408,550.71
<b>LIABILITIES</b>				
201	207304	DUE TO/FROM GENERAL FUND	.00	-773,579.47
TOTAL LIABILITIES			.00	-773,579.47
<b>FUND BALANCE</b>				
201	241000	APPROPRIATIONS	.00	-7,574,131.00
201	242000	EXPENDITURE CONTROL	.00	7,574,131.32
201	271000	FUND BALANCE-UNRES/UNDES	.00	177,485.44
201	271001	BUDGETARY FUND BAL-UNRES	.00	-812,457.00
TOTAL FUND BALANCE			.00	-634,971.24
TOTAL LIABILITIES + FUND BALANCE			.00	-1,408,550.71

# Park Bond Debt Service

201

Revenues

YEAR-TO-DATE BUDGET REPORT

FOR 2024 11									
ACCOUNTS FOR:		ORIGINAL	ESTIM REV	REVISED	ACTUAL YTD		REMAINING	PCT	
201	PARK BOND REFER.DEBT SERVICE	ESTIM REV	ADJSTMTS	EST REV	REVENUE		REVENUE	COLL	
<b>2015000 PARK BOND REFER,DEBT SERV.REV.</b>									
2015000	311200	AD VALOREM TAXES	0	0	0	200,917.67			
2015000	311300	SPECIAL AD VALOR	-8,386,588	0	-8,386,588	-8,639,082.64	-200,917.67	100.0%	
2015000	361100	INTEREST INCOME	0	0	0	-11,635.91	252,494.64	103.0%	
		TOTAL PARK BOND REFER.DEBT SERV.REV.	-8,386,588	0	-8,386,588	-8,449,800.88	11,635.91	100.0%	
		TOTAL PARK BOND REFER.DEBT SERVICE	-8,386,588	0	-8,386,588	-8,449,800.88	63,212.88	100.8%	
		TOTAL REVENUES	-8,386,588	0	-8,386,588	-8,449,800.88	63,212.88	100.8%	

# Park Bond Debt Service

201

Expenditures

YEAR-TO-DATE BUDGET REPORT

FOR 2024 11

ACCOUNTS FOR:	ORIGINAL	TRANFRS/	REVISED	YTD EXPENDED	ENCUMBRANCES	AVAILABLE	PCT
201 PARK BOND REFER.DEBT SERVICE	APPROP	ADJSTMTS	BUDGET			BUDGET	USED
<b>20150005 GENERAL GOVERNMENT</b>							
20150005 500713 DEBT SERVICE-PR	1,025,000	0	1,025,000	1,025,000.00	.00	.00	100.0%
20150005 500714 DEBT SERV-PRINC	1,665,000	0	1,665,000	1,665,000.00	.00	.00	100.0%
20150005 500721 DEBT SERVICE-IN	1,410,581	0	1,410,581	1,410,581.32	.00	-.32	100.0%
20150005 500722 DEBT SERV-INTER	3,473,550	0	3,473,550	3,473,550.00	.00	.00	100.0%
TOTAL GENERAL GOVERNMENT	7,574,131	0	7,574,131	7,574,131.32	.00	-.32	100.0%
TOTAL PARK BOND REFER.DEBT SERVICE	7,574,131	0	7,574,131	7,574,131.32	.00	-.32	100.0%
TOTAL EXPENSES	7,574,131	0	7,574,131	7,574,131.32	.00	-.32	



Capital  
Improvement Projects  
Fund 301  
Balance Sheet

BALANCE SHEET FOR 2024 11

FUND: 301 CAPITAL IMPROVEMENTS FUND			NET CHANGE FOR PERIOD	ACCOUNT BALANCE
<b>ASSETS</b>				
301	104000	EQUITY IN POOLED CASH	-9,264.90	791,992.63
301	171000	ESTIMATED REVENUES	.00	53,000.00
301	172000	REVENUE CONTROL	-724.61	-7,998.29
	<b>TOTAL ASSETS</b>		<b>-9,989.51</b>	<b>836,994.34</b>
<b>FUND BALANCE</b>				
301	241000	APPROPRIATIONS	.00	-888,635.48
301	242000	EXPENDITURE CONTROL	9,989.51	112,524.12
301	243000	ENCUMBRANCES	-19,989.51	762,537.06
301	245000	FUND BALANCE-RESV FOR ENCUMB	10,000.00	91,827.59
301	245001	BUDGETARY FB-RESV FOR ENCUMB	19,989.51	-762,537.06
301	271000	FUND BALANCE-UNRES/UNDES	-10,000.00	-988,346.05
301	271001	BUDGETARY FUND BAL-UNRES	.00	835,635.48
	<b>TOTAL FUND BALANCE</b>		<b>9,989.51</b>	<b>-836,994.34</b>
	<b>TOTAL LIABILITIES + FUND BALANCE</b>		<b>9,989.51</b>	<b>-836,994.34</b>

Capital  
Improvement Projects  
Fund 301  
Revenues

YEAR-TO-DATE BUDGET REPORT

FOR 2024 11							
ACCOUNTS FOR:	ORIGINAL	ESTIM REV	REVISED	ACTUAL YTD	REMAINING	PCT	
301 CAPITAL IMPROVEMENTS FUND	ESTIM REV	ADJSTMTS	EST REV	REVENUE	REVENUE	COLL	
<b>3015000 CAPITAL IMPROV FUND REVENUE</b>							
3015000 300100 DESIGNATED FUND	-53,000	0	-53,000	.00	-53,000.00	.0%	
3015000 361100 INTEREST INCOME	0	0	0	-7,998.29	7,998.29	100.0%	
TOTAL CAPITAL IMPROV FUND REVENUE	-53,000	0	-53,000	-7,998.29	-45,001.71	15.1%	
TOTAL CAPITAL IMPROVEMENTS FUND	-53,000	0	-53,000	-7,998.29	-45,001.71	15.1%	
TOTAL REVENUES	-53,000	0	-53,000	-7,998.29	-45,001.71		

Capital  
Improvement Projects  
Fund 301  
Expenditures



YEAR-TO-DATE BUDGET REPORT

FOR 2024 11

ACCOUNTS FOR:	ORIGINAL APPROP	TRANFRS/ADJSTMTS	REVISED BUDGET	YTD EXPENDED	ENCUMBRANCES	AVAILABLE BUDGET	PCT USED
301 CAPITAL IMPROVEMENTS FUND							
<b>30180005 PUBLIC WORKS</b>							
30180005 500520 OPERATING SUPPL	0	50,000	50,000	36,864.13	.00	13,135.87	73.7%
30180005 500620 CAPITAL - BUILD	0	385,435	385,435	75,659.99	309,337.06	438.43	99.9%
30180005 500634 IMPROVEMENTS	0	453,200	453,200	.00	453,200.00	.00	100.0%
TOTAL PUBLIC WORKS	0	888,635	888,635	112,524.12	762,537.06	13,574.30	98.5%
TOTAL CAPITAL IMPROVEMENTS FUND	0	888,635	888,635	112,524.12	762,537.06	13,574.30	98.5%
TOTAL EXPENSES	0	888,635	888,635	112,524.12	762,537.06	13,574.30	

Infrastructure  
Replacement  
Fund 302  
Balance Sheet

**BALANCE SHEET FOR 2024 11**

FUND: 302 CAPITAL ASSET RESERVE FUND			NET CHANGE FOR PERIOD	ACCOUNT BALANCE
<b>ASSETS</b>				
302	104000	EQUITY IN POOLED CASH	.00	500,000.00
302	151006	INVESTMENT - FL.PALM	16,715.04	3,679,126.90
302	171000	ESTIMATED REVENUES	.00	500,000.00
302	172000	REVENUE CONTROL	-16,715.04	-679,623.57
	TOTAL ASSETS		.00	3,999,503.33
<b>LIABILITIES</b>				
302	207001	DUE TO DUE GEN FUND	.00	-15,130.74
	TOTAL LIABILITIES		.00	-15,130.74
<b>FUND BALANCE</b>				
302	271000	FUND BALANCE-UNRES/UNDES	.00	-3,484,372.59
302	271001	BUDGETARY FUND BAL-UNRES	.00	-500,000.00
	TOTAL FUND BALANCE		.00	-3,984,372.59
	TOTAL LIABILITIES + FUND BALANCE		.00	-3,999,503.33

Infrastructure  
Replacement  
Fund 302  
Revenues

YEAR-TO-DATE BUDGET REPORT

FOR 2024 11

ACCOUNTS FOR:			ORIGINAL	ESTIM REV	REVISED	ACTUAL YTD	REMAINING	PCT
302	CAPITAL ASSET RESERVE FUND		ESTIM REV	ADJSTMTS	EST REV	REVENUE	REVENUE	COLL
<b>3025000 CAPITAL ASSET RESERVE FUND</b>								
3025000	361100	INTEREST INCOME	0	0	0	-179,623.57	179,623.57	100.0%
3025000	381100	OPERATING TRANSF	-500,000	0	-500,000	-500,000.00	.00	100.0%
	TOTAL CAPITAL ASSET RESERVE FUND		-500,000	0	-500,000	-679,623.57	179,623.57	135.9%
	TOTAL CAPITAL ASSET RESERVE FUND		-500,000	0	-500,000	-679,623.57	179,623.57	135.9%
	TOTAL REVENUES		-500,000	0	-500,000	-679,623.57	179,623.57	



Infrastructure  
Replacement  
Fund 302  
Expenditures

YEAR-TO-DATE BUDGET REPORT

FOR 2024 11

ACCOUNTS FOR:	ORIGINAL	TRANFRS/	REVISED				AVAILABLE	PCT
303 PARK BOND CAPITAL PROJECT FUND	APPROP	ADJSTMTS	BUDGET	YTD EXPENDED	ENCUMBRANCES	BUDGET	USED	

30390005 PARKS & RECREATION

30390005 500310 PROFESSIONAL SE	100	0	100	.00	.00	100.00	.0%
30390005 500650 CONSTRUCTION IN	834,907	0	834,907	834,172.28	.00	734.72	99.9%
TOTAL PARKS & RECREATION	835,007	0	835,007	834,172.28	.00	834.72	99.9%
TOTAL PARK BOND CAPITAL PROJECT FUND	835,007	0	835,007	834,172.28	.00	834.72	99.9%
TOTAL EXPENSES	835,007	0	835,007	834,172.28	.00	834.72	

Park Bond Capital Project

Fund 303

Balance Sheet

**BALANCE SHEET FOR 2024 11**

FUND: 303 PARK BOND CAPITAL PROJECT FUND			NET CHANGE FOR PERIOD	ACCOUNT BALANCE
<b>ASSETS</b>				
303	101303	CASH-CIP PARKS BOND	1,193.71	721,784.11
303	172000	REVENUES	-1,193.71	-39,543.32
	<b>TOTAL ASSETS</b>		<b>.00</b>	<b>682,240.79</b>
<b>LIABILITIES</b>				
303	207001	DUE TO DUE GEN FUND	.00	-160,808.00
303	217400	RETAINAGE LIABILITY-YEAR END	.00	-514,729.32
	<b>TOTAL LIABILITIES</b>		<b>.00</b>	<b>-675,537.32</b>
<b>FUND BALANCE</b>				
303	241000	APPROPRIATIONS	.00	-835,007.00
303	242000	EXPENDITURE CONTROL	.00	834,172.28
303	271000	FUND BALANCE-UNRES/UNDES	.00	-840,875.75
303	271001	BUDGETARY FUND BAL-UNRES	.00	835,007.00
	<b>TOTAL FUND BALANCE</b>		<b>.00</b>	<b>-6,703.47</b>
<b>TOTAL LIABILITIES + FUND BALANCE</b>			<b>.00</b>	<b>-682,240.79</b>

Park Bond Capital Project

Fund 303

Revenues



YEAR-TO-DATE BUDGET REPORT

FOR 2024 11

ACCOUNTS FOR:	ORIGINAL ESTIM REV	ESTIM REV ADJSTMTS	REVISED EST REV	ACTUAL YTD REVENUE	REMAINING REVENUE	PCT COLL
---------------	--------------------	--------------------	-----------------	--------------------	-------------------	----------

3035000 PARK BOND CAPITAL PROJECT FUND

3035000 361100 INTEREST INCOME	0	0	0	-39,543.32	39,543.32	100.0%
TOTAL PARK BOND CAPITAL PROJECT FUND	0	0	0	-39,543.32	39,543.32	100.0%
TOTAL PARK BOND CAPITAL PROJECT FUND	0	0	0	-39,543.32	39,543.32	100.0%
TOTAL REVENUES	0	0	0	-39,543.32	39,543.32	

Park Bond Capital Project  
Fund 303  
Expenditures

YEAR-TO-DATE BUDGET REPORT

FOR 2024 11

ACCOUNTS FOR: 304	VEHICLE REPLACEMENT FUND	ORIGINAL APPROP	TRANFRS/ ADJSTMTS	REVISED BUDGET	YTD EXPENDED	ENCUMBRANCES	AVAILABLE BUDGET	PCT USED
<b>30450005 GENERAL GOVERNMENT EXPENSE</b>								
30450005	500641 CAPITAL OUTLAY	150,000	42,743	192,743	16,122.31	30,152.10	146,468.74	24.0%
	TOTAL GENERAL GOVERNMENT EXPENSE	150,000	42,743	192,743	16,122.31	30,152.10	146,468.74	24.0%
	TOTAL VEHICLE REPLACEMENT FUND	150,000	42,743	192,743	16,122.31	30,152.10	146,468.74	24.0%
	TOTAL EXPENSES	150,000	42,743	192,743	16,122.31	30,152.10	146,468.74	

Vehicle Replacement  
Fund 304  
Balance Sheet

**BALANCE SHEET FOR 2024 11**

FUND: 304 VEHICLE REPLACEMENT FUND			NET CHANGE FOR PERIOD	ACCOUNT BALANCE
<b>ASSETS</b>				
304	104000	EQUITY IN POOLED CASH	205.56	227,506.99
304	171000	ESTIMATED REVENUES	.00	150,000.00
304	172000	REVENUES CONTROL	-205.56	-151,929.91
	<b>TOTAL ASSETS</b>		<b>.00</b>	<b>225,577.08</b>
<b>FUND BALANCE</b>				
304	241000	APPROPRIATIONS	.00	-192,743.15
304	242000	EXPENDITURE CONTROL	.00	16,122.31
304	243000	ENCUMBRANCES	.00	30,152.10
304	245000	FUND BALANCE-RESV FOR ENCUMB	.00	26,620.84
304	245001	BUDGETARY FB-RESV FOR ENCUMB	.00	-30,152.10
304	271000	FUND BALANCE-UNRES/UNDES	.00	-118,320.23
304	271001	BUDGETARY FUND BAL-UNRES	.00	42,743.15
	<b>TOTAL FUND BALANCE</b>		<b>.00</b>	<b>-225,577.08</b>
	<b>TOTAL LIABILITIES + FUND BALANCE</b>		<b>.00</b>	<b>-225,577.08</b>



Vehicle Replacement

Fund 304

Revenues

YEAR-TO-DATE BUDGET REPORT

FOR 2024 11

ACCOUNTS FOR:	ORIGINAL ESTIM REV	ESTIM REV ADJSTMTS	REVISED EST REV	ACTUAL YTD REVENUE	REMAINING REVENUE	PCT COLL
---------------	--------------------	--------------------	-----------------	--------------------	-------------------	----------

3045000 GENERAL GOVERNMENT REVENUE

3045000 361100 INTEREST INCOME	0	0	0	-1,929.91	1,929.91	100.0%
3045000 381100 OPERATING TRANSF	-150,000	0	-150,000	-150,000.00	.00	100.0%
TOTAL GENERAL GOVERNMENT REVENUE	-150,000	0	-150,000	-151,929.91	1,929.91	101.3%
TOTAL VEHICLE REPLACEMENT FUND	-150,000	0	-150,000	-151,929.91	1,929.91	101.3%
TOTAL REVENUES	-150,000	0	-150,000	-151,929.91	1,929.91	

Vehicle Replacement

Fund 304

Expenditures

YEAR-TO-DATE BUDGET REPORT

FOR 2024 11

ACCOUNTS FOR:	ORIGINAL APPROP	TRANFRS/ADJSTMTS	REVISED BUDGET	YTD EXPENDED	ENCUMBRANCES	AVAILABLE BUDGET	PCT USED
305 PARK BOND SERIES 2021 FUND							
<b>30590005 PARKS AND REC EXPENSE</b>							
30590005 500120 FULL TIME SALAR	247,666	0	247,666	171,144.14	.00	76,521.86	69.1%
30590005 500125 COMPENSATED ABS	8,930	0	8,930	.00	.00	8,930.00	.0%
30590005 500210 FICA & MICA TAX	20,121	0	20,121	12,894.90	.00	7,226.10	64.1%
30590005 500220 RETIREMENT CONT	29,720	0	29,720	7,660.44	.00	22,059.56	25.8%
30590005 500230 LIFE & HEALTH I	50,889	0	50,889	39,494.19	.00	11,394.81	77.6%
30590005 500310 PROFESSIONAL SE	50,000	0	50,000	10,073.87	16,875.72	23,050.41	53.9%
30590005 500400 TRAVEL & PER DI	5,220	0	5,220	4,785.00	.00	435.00	91.7%
30590005 500410 COMMUNICATION &	1,200	0	1,200	1,100.00	.00	100.00	91.7%
30590005 500650 CONSTRUCTION IN	0	55,798,183	55,798,183	32,584,570.68	21,045,395.98	2,168,216.20	96.1%
TOTAL PARKS AND REC EXPENSE	413,746	55,798,183	56,211,929	32,831,723.22	21,062,271.70	2,317,933.94	95.9%
TOTAL PARK BOND SERIES 2021 FUND	413,746	55,798,183	56,211,929	32,831,723.22	21,062,271.70	2,317,933.94	95.9%
TOTAL EXPENSES	413,746	55,798,183	56,211,929	32,831,723.22	21,062,271.70	2,317,933.94	

Park Bond Capital Project

Fund 305

Balance Sheet



**BALANCE SHEET FOR 2024 11**

FUND: 305 PARK BOND SERIES 2021 FUND			NET CHANGE FOR PERIOD	ACCOUNT BALANCE
<b>ASSETS</b>				
305	101305	CASH-CIP PARKS BOND 2021	-1,470,070.33	16,251,386.62
305	104000	EQUITY IN POOLED CASH	-24,767.53	-246,028.26
305	151002	INVESTMENT - WELLS - REG. CUS	7.57	1,886.02
305	151006	INVESTMENT - FL.PALM	62,659.77	13,791,968.44
305	151008	INVESTMENT - CASH EQUIVALENT	1,878.45	426,558.68
305	171000	ESTIMATED REVENUES	.00	100,000.00
305	172000	REVENUES	-80,659.59	-1,635,510.64
	<b>TOTAL ASSETS</b>		<b>-1,510,951.66</b>	<b>28,690,260.86</b>
<b>LIABILITIES</b>				
305	207001	DUE TO DUE GEN FUND	.00	-69,935.14
305	217400	RETAINAGE LIABILITY-YEAR END	42,801.32	-2,228,345.91
	<b>TOTAL LIABILITIES</b>		<b>42,801.32</b>	<b>-2,298,281.05</b>
<b>FUND BALANCE</b>				
305	241000	APPROPRIATIONS	.00	-56,211,928.86
305	242000	EXPENDITURE CONTROL	1,468,150.34	32,831,723.22
305	243000	ENCUMBRANCES	10,717,776.32	21,062,271.70
305	245000	FUND BALANCE-RESV FOR ENCUMB	45,817.41	18,142,306.69
305	245001	BUDGETARY FB-RESV FOR ENCUMB	-10,717,776.32	-21,062,271.70
305	271000	FUND BALANCE-UNRES/UNDES	-45,817.41	-77,266,009.72
305	271001	BUDGETARY FUND BAL-UNRES	.00	56,111,928.86
	<b>TOTAL FUND BALANCE</b>		<b>1,468,150.34</b>	<b>-26,391,979.81</b>
	<b>TOTAL LIABILITIES + FUND BALANCE</b>		<b>1,510,951.66</b>	<b>-28,690,260.86</b>

Park Bond Capital Project

Fund 305

Revenues

YEAR-TO-DATE BUDGET REPORT

FOR 2024 11

ACCOUNTS FOR:	ORIGINAL ESTIM REV	ESTIM REV ADJSTMTS	REVISED EST REV	ACTUAL YTD REVENUE	REMAINING REVENUE	PCT COLL
---------------	--------------------	--------------------	-----------------	--------------------	-------------------	----------

3055000 GENERAL GOVERNMENT REVENUE

3055000 361110 PARKS BOND INTER	-100,000	0	-100,000	-1,635,507.52	1,535,507.52	1635.5%
3055000 367100 CHANGE IN INVEST	0	0	0	-3.12	3.12	100.0%
TOTAL GENERAL GOVERNMENT REVENUE	-100,000	0	-100,000	-1,635,510.64	1,535,510.64	1635.5%
TOTAL PARK BOND SERIES 2021 FUND	-100,000	0	-100,000	-1,635,510.64	1,535,510.64	1635.5%
TOTAL REVENUES	-100,000	0	-100,000	-1,635,510.64	1,535,510.64	

Park Bond Capital Project

Fund 305

Expenditures

YEAR-TO-DATE BUDGET REPORT

FOR 2024 11

ACCOUNTS FOR:	ORIGINAL APPROP	TRANFRS/ADJSTMTS	REVISED BUDGET	YTD EXPENDED	ENCUMBRANCES	AVAILABLE BUDGET	PCT USED
401 STORMWATER ENTERPRISE FUND							
<b>40180005 STORMWATER FUND EXPENSE</b>							
40180005 500120 FULL TIME SALAR	258,128	0	258,128	171,318.80	.00	86,809.20	66.4%
40180005 500125 COMPENSATED ABS	9,307	0	9,307	1,012.09	.00	8,294.91	10.9%
40180005 500140 OVERTIME	0	0	0	1,156.55	.00	-1,156.55	100.0%
40180005 500210 FICA & MICA TAX	20,458	0	20,458	12,772.01	.00	7,685.99	62.4%
40180005 500220 RETIREMENT CONT	30,976	0	30,976	20,066.55	.00	10,909.45	64.8%
40180005 500230 LIFE & HEALTH I	50,135	0	50,135	25,103.40	.00	25,031.60	50.1%
40180005 500310 PROFESSIONAL SE	6,300	0	6,300	5,315.70	984.30	.00	100.0%
40180005 500314 PROFESSIONAL SE	9,500	18,277	27,777	15,473.10	2,803.40	9,500.00	65.8%
40180005 500340 CONTRACTUAL SER	1,023,876	54,000	1,077,876	630,936.55	258,788.28	188,151.17	82.5%
40180005 500400 TRAVEL & PER DI	4,541	0	4,541	150.00	.00	4,391.00	3.3%
40180005 500440 RENTALS & LEASE	105,753	0	105,753	104,802.92	.00	950.08	99.1%
40180005 500470 PRINTING & BIND	500	0	500	399.00	1.00	100.00	80.0%
40180005 500490 OTHER CURRENT C	60,000	0	60,000	15,922.41	.00	44,077.59	26.5%
40180005 500520 OPERATING SUPPL	30,300	0	30,300	19,813.06	9,689.70	797.24	97.4%
40180005 500522 OPERATING SUPPL	61,600	0	61,600	510.45	599.55	60,490.00	1.8%
40180005 500540 DUES/SUBSCRIPTI	5,100	0	5,100	3,470.00	.00	1,630.00	68.0%
40180005 500633 IMPRV - STREET	0	554,000	554,000	.00	554,000.00	.00	100.0%
40180005 500650 CONTRUCTION IN	1,600,000	2,720,315	4,320,315	217,248.31	2,909,994.09	1,193,072.85	72.4%
40180005 500710 DEBT SERVICE -	429,173	0	429,173	321,879.78	.00	107,293.22	75.0%
40180005 500720 DEBT SERVICE -	145,983	0	145,983	109,487.25	.00	36,495.75	75.0%
TOTAL STORMWATER FUND EXPENSE	3,851,630	3,346,592	7,198,222	1,676,837.93	3,736,860.32	1,784,523.50	75.2%
TOTAL STORMWATER ENTERPRISE FUND	3,851,630	3,346,592	7,198,222	1,676,837.93	3,736,860.32	1,784,523.50	75.2%
TOTAL EXPENSES	3,851,630	3,346,592	7,198,222	1,676,837.93	3,736,860.32	1,784,523.50	



Stormwater Enterprise

Fund

401

Balance Sheet

**BALANCE SHEET FOR 2024 11**

FUND: 401 STORMWATER ENTERPRISE FUND			NET CHANGE FOR PERIOD	ACCOUNT BALANCE
<b>ASSETS</b>				
401	104000	EQUITY IN POOLED CASH	83,465.46	5,163,863.92
401	115100	ACCOUNTS RECEIVABLE	.00	948,039.81
401	151002	INVESTMENT - WELLS -REG. CUS	-5,450.86	9,526,490.39
401	151006	INVESTMENT - FL.PALM	656.75	144,556.68
401	151008	INVESTMENT - CASH EQUIVALENT	92,273.64	103,689.54
401	154000	DEF. OUTFLOW-REFUNDING LOSS	.00	576,212.59
401	154100	ACCUMULATED AMORTIZATION	.00	-523,829.88
401	155000	PREPAID EXPENSES	-6,338.72	338,241.84
401	164900	IMPROVEMENTS OTHER THAN BUILDI	.00	45,670,467.78
401	165900	ACCUMULATED DEPR- IMPROVEMENTS	.00	-9,751,662.07
401	166900	EQUIPMENT & FURNITURE	.00	182,268.90
401	166950	VEHICLES	.00	69,681.00
401	167900	ACCUMULATED DEPR- EQUIP & FURN	.00	-101,200.92
401	167950	ACCUMULATED DEPRECIATION VEH	.00	-69,681.13
401	169900	CONSTRUCTION IN PROGRESS	.00	147,736.95
401	171000	ESTIMATED REVENUES	.00	4,890,000.00
401	172000	REVENUE CONTROL	-243,897.66	-3,761,554.93
	<b>TOTAL ASSETS</b>		<b>-79,291.39</b>	<b>53,553,320.47</b>
<b>LIABILITIES</b>				
401	217400	RETAINAGE LIABILITY-YEAR END	.00	-8,939.05
401	232900	LONG TERM REVENUE BONDS	.00	-2,919,663.02
	<b>TOTAL LIABILITIES</b>		<b>.00</b>	<b>-2,928,602.07</b>
<b>FUND BALANCE</b>				
401	241000	APPROPRIATIONS	.00	-7,198,221.75
401	242000	EXPENDITURE CONTROL	79,291.39	1,676,837.93
401	243000	ENCUMBRANCES	-14,978.94	3,736,860.32
401	245000	FUND BALANCE-RESV FOR ENCUMB	3,112.00	199,577.30
401	245001	BUDGETARY FB-RESV FOR ENCUMB	14,978.94	-3,736,860.32
401	271000	FUND BALANCE-UNRES/UNDES	-3,112.00	-13,459,123.63
401	271001	BUDGETARY FUND BAL-UNRES	.00	2,308,221.75
401	280000	INVESTMENTS - GEN FIXED ASSETS	.00	-34,152,010.00
	<b>TOTAL FUND BALANCE</b>		<b>79,291.39</b>	<b>-50,624,718.40</b>
	<b>TOTAL LIABILITIES + FUND BALANCE</b>		<b>79,291.39</b>	<b>-53,553,320.47</b>

Stormwater Enterprise

Fund

401

Revenues

YEAR-TO-DATE BUDGET REPORT

FOR 2024 11

ACCOUNTS FOR:	ORIGINAL ESTIM REV	ESTIM REV ADJSTMTS	REVISED EST REV	ACTUAL YTD REVENUE	REMAINING REVENUE	PCT COLL
401 STORMWATER ENTERPRISE FUND						
<b>4018000 STORMWATER FUND REVENUE</b>						
4018000 314300 UTILITY TAXES -	-3,800,000	0	-3,800,000	-3,090,657.29	-709,342.71	81.3%
4018000 334100 STATE REIMBURSME	-950,000	0	-950,000	-67,063.65	-882,936.35	7.1%
4018000 361100 INTEREST INCOME	-140,000	0	-140,000	-367,411.50	227,411.50	262.4%
4018000 367100 CHANGE IN INVEST	0	0	0	-236,422.49	236,422.49	100.0%
TOTAL STORMWATER FUND REVENUE	-4,890,000	0	-4,890,000	-3,761,554.93	-1,128,445.07	76.9%
TOTAL STORMWATER ENTERPRISE FUND	-4,890,000	0	-4,890,000	-3,761,554.93	-1,128,445.07	76.9%
TOTAL REVENUES	-4,890,000	0	-4,890,000	-3,761,554.93	-1,128,445.07	

Parking Fund

402

Balance Sheet



**BALANCE SHEET FOR 2024 11**

FUND: 402 PARKING FUND			NET CHANGE FOR PERIOD	ACCOUNT BALANCE
ASSETS				
402	104000	EQUITY IN POOLED CASH	.00	41,663.65
	TOTAL ASSETS		<b>.00</b>	<b>41,663.65</b>
FUND BALANCE				
402	241000	APPROPRIATIONS	.00	-7,000.00
402	242000	EXPENDITURE CONTROL	.00	6,970.45
402	243000	ENCUMBRANCES	-29.55	.00
402	245000	FUND BALANCE-RESV FOR ENCUMB	29.55	29.55
402	245001	BUDGETARY FB-RESV FOR ENCUMB	29.55	.00
402	271000	FUND BALANCE-UNRES/UNDES	-29.55	-48,663.65
402	271001	BUDGETARY FUND BAL-UNRES	.00	7,000.00
	TOTAL FUND BALANCE		<b>.00</b>	<b>-41,663.65</b>
TOTAL LIABILITIES + FUND BALANCE			<b>.00</b>	<b>-41,663.65</b>

Parking Fund

Fund

402

Expenditures

YEAR-TO-DATE BUDGET REPORT

FOR 2024 11

ACCOUNTS FOR:	ORIGINAL	TRANFRS/	REVISED	YTD EXPENDED	ENCUMBRANCES	AVAILABLE	PCT
402 PARKING FUND	APPROP	ADJSTMTS	BUDGET			BUDGET	USED

40280005 PARKING FUND EXPENSE

40280005 500520 OPERATING SUPPL	0	7,000	7,000	6,970.45	.00	29.55	99.6%
TOTAL PARKING FUND EXPENSE	0	7,000	7,000	6,970.45	.00	29.55	99.6%
TOTAL PARKING FUND	0	7,000	7,000	6,970.45	.00	29.55	99.6%
TOTAL EXPENSES	0	7,000	7,000	6,970.45	.00	29.55	

OPEB Trust Fund

651

Balance Sheet

**BALANCE SHEET FOR 2024 11**

FUND: 651 OPEB TRUST FUND			NET CHANGE FOR PERIOD	ACCOUNT BALANCE
ASSETS				
651	104000	EQUITY IN POOLED CASH	.00	800,035.08
651	151006	INVESTMENT - FL.PALM	9,746.87	2,145,371.24
651	171000	ESTIMATED REVENUES	.00	400,000.00
651	172000	REVENUES	-9,746.87	-504,742.03
	TOTAL ASSETS		<b>.00</b>	<b>2,840,664.29</b>
FUND BALANCE				
651	241000	APPROPRIATIONS	.00	-10,000.00
651	271000	FUND BALANCE-UNRES/UNDES	.00	-2,440,664.29
651	271001	BUDGETARY FUND BAL-UNRES	.00	-390,000.00
	TOTAL FUND BALANCE		<b>.00</b>	<b>-2,840,664.29</b>
	TOTAL LIABILITIES + FUND BALANCE		<b>.00</b>	<b>-2,840,664.29</b>



OPEB Trust Fund

651

Revenues

YEAR-TO-DATE BUDGET REPORT

FOR 2024 11

ACCOUNTS FOR:	ORIGINAL	ESTIM REV	REVISED	ACTUAL YTD	REMAINING	PCT
651 OPEB TRUST FUND	ESTIM REV	ADJSTMTS	EST REV	REVENUE	REVENUE	COLL

6515000 OPEB-GENERAL GOV REVENUE

6515000 361100 INTEREST INCOME	0	0	0	-104,742.03	104,742.03	100.0%
6515000 381100 OPERATING TRANSF	-400,000	0	-400,000	-400,000.00	.00	100.0%
TOTAL OPEB-GENERAL GOV REVENUE	-400,000	0	-400,000	-504,742.03	104,742.03	126.2%
TOTAL OPEB TRUST FUND	-400,000	0	-400,000	-504,742.03	104,742.03	126.2%
TOTAL REVENUES	-400,000	0	-400,000	-504,742.03	104,742.03	

# OPEB Trust Fund

651

Expenditures

YEAR-TO-DATE BUDGET REPORT

FOR 2024 11

ACCOUNTS FOR:	ORIGINAL	TRANFRS/	REVISED	YTD EXPENDED	ENCUMBRANCES	AVAILABLE	PCT
651 OPEB TRUST FUND	APPROP	ADJSTMTS	BUDGET			BUDGET	USED

65150005 OPEB GENERAL GOV EXPENSES

65150005 500310 PROFESSIONAL SE	10,000	0	10,000	.00	.00	10,000.00	.0%
TOTAL OPEB GENERAL GOV EXPENSES	10,000	0	10,000	.00	.00	10,000.00	.0%
TOTAL OPEB TRUST FUND	10,000	0	10,000	.00	.00	10,000.00	.0%
TOTAL EXPENSES	10,000	0	10,000	.00	.00	10,000.00	

Pension Fund

652

Balance Sheet



**BALANCE SHEET FOR 2024 11**

FUND: 652 PENSION FUND			NET CHANGE FOR PERIOD	ACCOUNT BALANCE
<b>ASSETS</b>				
652	104000	EQUITY IN POOLED CASH	.00	-5,693.56
652	151007	INVESTMENT-PENSION	13,184.90	669,719.11
652	151008	INVESTMENT - CASH EQUIVALENT	-210.85	45,886.77
652	172000	REVENUES	-12,974.05	-106,488.03
	<b>TOTAL ASSETS</b>		<b>.00</b>	<b>603,424.29</b>
<b>LIABILITIES</b>				
652	207001	DUE TO DUE GEN FUND	.00	-66,805.97
	<b>TOTAL LIABILITIES</b>		<b>.00</b>	<b>-66,805.97</b>
<b>FUND BALANCE</b>				
652	241000	APPROPRIATIONS	.00	-7,111.81
652	242000	EXPENDITURE CONTROL	.00	4,292.56
652	243000	ENCUMBRANCES	.00	2,855.50
652	245001	BUDGETARY FB-RESV FOR ENCUMB	.00	-2,855.50
652	271000	FUND BALANCE-UNRES/UNDES	.00	-540,910.88
652	271001	BUDGETARY FUND BAL-UNRES	.00	7,111.81
	<b>TOTAL FUND BALANCE</b>		<b>.00</b>	<b>-536,618.32</b>
<b>TOTAL LIABILITIES + FUND BALANCE</b>			<b>.00</b>	<b>-603,424.29</b>

Pension Fund

652

Revenues

YEAR-TO-DATE BUDGET REPORT

FOR 2024 11

ACCOUNTS FOR:	ORIGINAL	ESTIM REV	REVISED	ACTUAL YTD	REMAINING	PCT
652 PENSION FUND	ESTIM REV	ADJSTMTS	EST REV	REVENUE	REVENUE	COLL

6525000 PENSION FUND-GEN GOV REVENUE

6525000 361100 INTEREST INCOME	0	0	0	-8,774.48	8,774.48	100.0%
6525000 367100 CHANGE IN INVEST	0	0	0	-97,713.55	97,713.55	100.0%
TOTAL PENSION FUND-GEN GOV REVENUE	0	0	0	-106,488.03	106,488.03	100.0%
TOTAL PENSION FUND	0	0	0	-106,488.03	106,488.03	100.0%
TOTAL REVENUES	0	0	0	-106,488.03	106,488.03	

Pension Fund

652

Expenditures

YEAR-TO-DATE BUDGET REPORT

FOR 2024 11

ACCOUNTS FOR:	ORIGINAL APPROP	TRANFRS/ADJSTMTS	REVISED BUDGET	YTD EXPENDED	ENCUMBRANCES	AVAILABLE BUDGET	PCT USED
652 PENSION FUND							
<b>65210005 PENSION FUND EXPENSE</b>							
65210005 500340 CONTRACTUAL SER	0	7,112	7,112	4,256.31	2,855.50	.00	100.0%
65210005 500360 PENSION BENEFIT	0	0	0	36.25	.00	-36.25	100.0%
TOTAL PENSION FUND EXPENSE	0	7,112	7,112	4,292.56	2,855.50	-36.25	100.5%
TOTAL PENSION FUND	0	7,112	7,112	4,292.56	2,855.50	-36.25	100.5%
TOTAL EXPENSES	0	7,112	7,112	4,292.56	2,855.50	-36.25	



# General Fixed Assets Fund

900

Balance Sheet

**BALANCE SHEET FOR 2024 11**

FUND: 900 GENERAL FIXED ASSETS			NET CHANGE FOR PERIOD	ACCOUNT BALANCE
<b>ASSETS</b>				
900	161900	LAND	.00	79,970,763.80
900	162900	BUILDINGS	.00	83,173,306.18
900	163900	ACCUMULATED DEP - BLDGS	.00	-12,473,881.66
900	164900	INFRASTRUCTURE - ROADS	.00	143,475,117.91
900	164950	PUBLIC DOMAIN & SYSTEM IFRAS.	.00	7,193,940.00
900	165900	ACCUMULATED DEPR- ROADS	.00	-92,819,798.59
900	165950	ACCUM DEPR PUB DOM & SYS INFRA	.00	-5,333,489.03
900	166900	EQUIPMENT & FURNITURE	.00	23,536,090.93
900	166950	VEHICLES	.00	14,182,501.26
900	167900	ACCUMULATED DEPR- EQUIP & FURN	.00	-20,991,382.33
900	167950	ACCUMULATED DEPRECIATION VEH	.00	-11,127,017.44
900	169900	CONSTRUCTION IN PROGRESS	.00	7,996,766.76
900	169901	CONST. IN PROGRESS-BOND	.00	93,687,494.40
900	170901	RIGHT TO USE SOFTWARE AGREEMTS	.00	1,850,706.57
900	170951	ACCUM.DEP-RIGHT TO USE SFTWARE	.00	-342,877.54
	<b>TOTAL ASSETS</b>		<b>.00</b>	<b>311,978,241.22</b>
<b>FUND BALANCE</b>				
900	271000	FUND BALANCE-UNRES/UNDES	.00	16,616,950.82
900	280000	INVESTMENTS - GEN FIXED ASSETS	.00	-328,595,192.04
	<b>TOTAL FUND BALANCE</b>		<b>.00</b>	<b>-311,978,241.22</b>
	<b>TOTAL LIABILITIES + FUND BALANCE</b>		<b>.00</b>	<b>-311,978,241.22</b>

General Fixed Assets

Long-Term Fund

950

Balance Sheet

**BALANCE SHEET FOR 2024 11**

FUND: 950 LONG-TERM DEBT			NET CHANGE FOR PERIOD	ACCOUNT BALANCE
<b>ASSETS</b>				
950	154001	DEF.OUTFLOW-REFUNDING GAIN	.00	43,801.66
950	180000	AMT AVAIL IN DBT SVC FUNDS	.00	196,610,789.34
	<b>TOTAL ASSETS</b>		<b>.00</b>	<b>196,654,591.00</b>
<b>LIABILITIES</b>				
950	203800	LOAN PAYABLE-AXON PD TASERS	.00	-208,811.75
950	203900	LOAN PAYABLE LT - 2006A	.00	-2,567,321.52
950	203901	LOAN PAYABLE LT - 2007A	.00	-2,572,494.41
950	203902	LOAN PAYABLE - 2007B	.00	-356,749.51
950	203903	LOAN PAYABLE - QNIP	.00	-640,010.00
950	210900	COMPSEN ABSENSES - LT	.00	-4,173,300.70
950	210950	EMPLOYEE COMP LT - OPEB	.00	-1,354,838.00
950	225000	SBITA LIABILITY-ST	.00	-338,169.00
950	225900	CAPITAL LEASES	.00	-1,095,700.00
950	230900	G.O. BOND 2019 - LT	.00	-43,305,382.75
950	230902	G.O. BOND 2021 - LT	.00	-101,301,229.70
950	239900	OTHER LONG-TERM LIAB.PENSION	.00	-29,311,463.00
950	239901	L/T LIAB.ELEC.OFF.PENSION	.00	-3,278,642.00
950	239950	OTH.LONG-TERM LIAB.PENSION HIS	.00	-6,106,677.00
	<b>TOTAL LIABILITIES</b>		<b>.00</b>	<b>-196,610,789.34</b>
<b>FUND BALANCE</b>				
950	271000	FUND BALANCE-UNRES/UNDES	.00	-43,801.66
	<b>TOTAL FUND BALANCE</b>		<b>.00</b>	<b>-43,801.66</b>
<b>TOTAL LIABILITIES + FUND BALANCE</b>			<b>.00</b>	<b>-196,654,591.00</b>

\*\* END OF REPORT - Generated by Alfred Pereira \*\*

# Accounts Payable Check Register

# Wells Fargo Bank Statement



# Govt Advantage Int Ckg - State/Muni

Account number: [REDACTED] ■ August 1, 2024 - August 31, 2024 ■ Page 1 of 8



CITY OF DORAL  
GENERAL FUND  
ATTN : FINANCE DEPARTMENT  
8401 NW 53RD TER  
DORAL FL 33166-4517

## Questions?

Call your Customer Service Officer or Client Services  
1-800-AT WELLS (1-800-289-3557)  
5:00 AM TO 6:00 PM Pacific Time Monday - Friday

*Online:* [wellsfargo.com](http://wellsfargo.com)

*Write:* Wells Fargo Bank, N.A. (182)  
PO Box 63020  
San Francisco, CA 94163

## Account summary

### Govt Advantage Int Ckg - State/Muni

Account number	Beginning balance	Total credits	Total debits	Ending balance
[REDACTED]	\$66,048,438.25	\$4,557,043.34	-\$10,062,951.40	\$60,542,530.19

## Interest summary

Year to date interest and bonuses paid \$521,463.41

## Credits

Electronic deposits/bank credits

Effective date	Posted date	Amount	Transaction detail
08/01		10.00	Cash Only Customer Deposit
08/01		70.00	Cash Only Customer Deposit
08/01		85.00	Cash Only Customer Deposit
08/01		194.13	08/01Bankcard Deposit -0483193811
08/01		438.80	08/01Bankcard Deposit -0483193812
08/01		685.00	Cash Only Customer Deposit
08/01		14,673.12	08/01Bankcard Deposit -0483193800
08/01		53,383.35	Desktop Check Deposit
08/02		130.00	08/02Bankcard Deposit -0483193810
08/02		428.00	08/02Bankcard Deposit -0483193792
08/02		770.00	Desktop Check Deposit
08/02		770.25	08/02Bankcard Deposit -0483193812
08/05		5.00	08/05Bankcard Deposit -0483193810
08/05		30.00	State of Florida Payments 240805 142131480064374 GE*1*0\lea*1*000000000\
08/05		54.00	08/05Bankcard Deposit -0483193810
08/05		90.00	Cash Only Customer Deposit
08/05		170.00	Cash Only Customer Deposit
08/05		170.00	08/05Bankcard Deposit -0483193792
08/05		185.00	Cash Only Customer Deposit
08/05		187.25	08/05Bankcard Deposit -0225125797
08/05		187.25	08/05Bankcard Deposit -0483193812



*Electronic deposits/bank credits (continued)*

<i>Effective date</i>	<i>Posted date</i>	<i>Amount</i>	<i>Transaction detail</i>
	08/05	294.25	08/05Bankcard Deposit -0483193812
	08/05	351.95	08/05Bankcard Deposit -0483193811
	08/05	395.90	08/05Bankcard Deposit -0483193792
	08/05	428.00	08/05Bankcard Deposit -0225125797
	08/05	570.00	08/05Bankcard Deposit -0483193812
	08/05	663.10	08/05Bankcard Deposit -0483193811
	08/05	14,312.64	08/05Bankcard Deposit -0483193800
	08/05	22,881.38	08/05Bankcard Deposit -0483193800
	08/06	187.25	08/06Bankcard Deposit -0225125797
	08/06	360.00	Desktop Check Deposit
	08/06	770.00	08/06Bankcard Deposit -0483193812
	08/06	29,507.99	08/06Bankcard Deposit -0483193800
	08/07	85.00	08/07Bankcard Deposit -0483193792
	08/07	100.00	08/07Bankcard Deposit -0483193810
	08/07	160.50	08/07Bankcard Deposit -0225125797
	08/07	850.65	08/07Bankcard Deposit -0483193812
	08/07	18,922.48	08/07Bankcard Deposit -0483193800
	08/08	5.00	State of Florida Payments 240808 142131480070786 *1*0\lea*1*000000000\
	08/08	60.00	Cash Only Customer Deposit
	08/08	80.00	State of Florida Payments 240808 142131480069253 E*1*0\lea*1*000000000\
	08/08	143.75	Cash Only Customer Deposit
	08/08	270.00	08/08Bankcard Deposit -0483193792
	08/08	358.45	Cash Only Customer Deposit
	08/08	362.20	08/08Bankcard Deposit -0483193811
	08/08	546.30	08/08Bankcard Deposit -0483193812
	08/08	62,070.95	Miami-Dade Count ACH 50810580 City35 BT 0701-073124 City35 Dlre 0701-073124 Cit
	08/08	56,633.08	Analysis Int Earned 0724 Interest 240808
	08/09	85.00	08/09Bankcard Deposit -0483193810
	08/09	145.00	08/09Bankcard Deposit -0483193792
	08/09	217.50	08/09Bankcard Deposit -0483193811
	08/09	350.00	Desktop Check Deposit
	08/09	400.00	Desktop Check Deposit
	08/09	477.30	08/09Bankcard Deposit -0483193812
	08/09	29,903.04	08/09Bankcard Deposit -0483193800
	08/09	54,689.51	Desktop Check Deposit
	08/12	5.00	08/12Bankcard Deposit -0483193810
	08/12	64.20	08/12Bankcard Deposit -0483193792
	08/12	85.00	08/12Bankcard Deposit -0483193792
	08/12	95.00	08/12Bankcard Deposit -0483193810
	08/12	105.00	08/12Bankcard Deposit -0483193812
	08/12	120.00	08/12Bankcard Deposit -0483193800
	08/12	214.00	08/12Bankcard Deposit -0483193792
	08/12	265.00	08/12Bankcard Deposit -0483193810
	08/12	465.00	08/12Bankcard Deposit -0483193800
	08/12	674.10	08/12Bankcard Deposit -0483193812
	08/12	963.00	08/12Bankcard Deposit -0225125797
	08/12	2,109.50	08/12Bankcard Deposit -0483193812
	08/12	4,226.00	08/12Bankcard Deposit -0483193811



*Electronic deposits/bank credits (continued)*

<i>Effective date</i>	<i>Posted date</i>	<i>Amount</i>	<i>Transaction detail</i>
	08/12	102,370.86	08/12Bankcard Deposit -0483193800
	08/12	384,503.00	Miami-Dade Count ACH 50810948 Surtax-05.24 Surtax for May 2024
	08/13	10.00	08/13Bankcard Deposit -0483193810
	08/13	10.00	State of Florida Payments 240813 142131480079485 GE*1*0\lea*1*000000000\
	08/13	265.00	08/13Bankcard Deposit -0483193812
	08/13	23,590.36	Desktop Check Deposit
	08/13	558,565.97	Miami-Dade Count ACH 50810987 Mdi-Fn-08.05.2024-00012
	08/14	42.00	08/14Bankcard Deposit -0225125797
	08/14	350.00	08/14Bankcard Deposit -0483193792
	08/14	836.75	08/14Bankcard Deposit -0483193812
	08/14	1,554.75	08/14Bankcard Deposit -0483193810
	08/14	21,813.80	Desktop Check Deposit
	08/14	28,834.92	08/14Bankcard Deposit -0483193800
	08/15	5.00	Cash Only Customer Deposit
	08/15	5.00	Cash Only Customer Deposit
	08/15	115.00	Cash Only Customer Deposit
	08/15	187.25	Desktop Check Deposit
	08/15	195.00	Cash Only Customer Deposit
	08/15	200.00	Cash Only Customer Deposit
	08/15	200.00	Cash Only Customer Deposit
	08/15	294.00	08/15Bankcard Deposit -0483193810
	08/15	314.00	08/15Bankcard Deposit -0483193792
	08/15	487.50	Cash Only Customer Deposit
	08/15	1,310.00	08/15Bankcard Deposit -0483193811
	08/15	1,344.55	08/15Bankcard Deposit -0483193812
	08/15	7,635.00	Desktop Check Deposit
	08/15	22,890.21	08/15Bankcard Deposit -0483193800
	08/15	25,640.50	Desktop Check Deposit
	08/15	59,062.51	State of Florida Payments 240815 142131480085690 18*000084581\GE*1*0\lea*1*000000000\
	08/16	5.00	State of Florida Payments 240816 142131480089355 *1*0\lea*1*000000000\
	08/16	313.00	08/16Bankcard Deposit -0483193810
	08/16	568.40	08/16Bankcard Deposit -0483193811
	08/16	1,506.24	Desktop Check Deposit
	08/16	1,711.60	08/16Bankcard Deposit -0483193812
	08/16	32,101.26	08/16Bankcard Deposit -0483193800
	08/19	25.00	State of Florida Payments 240819 142131480092235 GE*1*0\lea*1*000000000\
	08/19	36.00	08/19Bankcard Deposit -0483193810
	08/19	87.50	08/19Bankcard Deposit -0483193810
	08/19	100.20	08/19Bankcard Deposit -0483193792
	08/19	133.75	08/19Bankcard Deposit -0225125797
	08/19	155.00	08/19Bankcard Deposit -0483193810
	08/19	258.00	08/19Bankcard Deposit -0483193812
	08/19	454.75	08/19Bankcard Deposit -0483193812
	08/19	545.75	08/19Bankcard Deposit -0225125797
	08/19	877.40	08/19Bankcard Deposit -0483193792
	08/19	1,172.00	08/19Bankcard Deposit -0483193812
	08/19	1,600.10	08/19Bankcard Deposit -0483193800
	08/19	16,700.27	08/19Bankcard Deposit -0483193800



*Electronic deposits/bank credits (continued)*

<i>Effective date</i>	<i>Posted date</i>	<i>Amount</i>	<i>Transaction detail</i>
	08/19	80,412.61	Desktop Check Deposit
	08/20	108.00	08/20Bankcard Deposit -0483193810
	08/20	200.00	08/20Bankcard Deposit -0483193812
	08/20	178,576.05	State of Florida Payments 240820 142131480095490 E*18*000082305\GE*1*0\lea*1*000000000\
	08/20	354,926.08	State of Florida Payments 240820 142131480095155 E*18*000081866\GE*1*0\lea*1*000000000\
	08/21	10.00	State of Florida Payments 240821 142131480098856 GE*1*0\lea*1*000000000\
	08/21	60.00	Desktop Check Deposit
	08/21	121.00	08/21Bankcard Deposit -0483193810
	08/21	133.75	08/21Bankcard Deposit -0483193792
	08/21	499.50	08/21Bankcard Deposit -0483193811
	08/21	62,973.44	08/21Bankcard Deposit -0483193800
	08/22	5.00	Cash Only Customer Deposit
	08/22	5.00	Cash Only Customer Deposit
	08/22	20.00	Cash Only Customer Deposit
	08/22	54.00	Cash Only Customer Deposit
	08/22	85.00	08/22Bankcard Deposit -0483193792
	08/22	130.00	Cash Only Customer Deposit
	08/22	130.00	Cash Only Customer Deposit
	08/22	133.75	Cash Only Customer Deposit
	08/22	150.00	Cash Only Customer Deposit
	08/22	160.50	Cash Only Customer Deposit
	08/22	169.00	Cash Only Customer Deposit
	08/22	352.00	08/22Bankcard Deposit -0483193810
	08/22	520.20	08/22Bankcard Deposit -0483193812
	08/22	2,406.08	Desktop Check Deposit
	08/22	9,616.77	Cash Only Customer Deposit
	08/22	15,077.22	08/22Bankcard Deposit -0483193800
	08/22	30,108.65	Desktop Check Deposit
	08/22	110,229.09	Water and Sewer Payment 240822 00062462 DC0624-43SW*20240815*110,229.09*City of Doral/ SW
	08/22	5.00	Cash Vault - Coin Difference
	08/23	5.00	State of Florida Payments 240823 142131480104415 *1*0\lea*1*000000000\
	08/23	45.00	08/23Bankcard Deposit -0483193810
	08/23	85.00	08/23Bankcard Deposit -0483193792
	08/23	360.00	08/23Bankcard Deposit -0483193812
	08/23	370.00	08/23Bankcard Deposit -0483193811
	08/23	558.00	08/23Bankcard Deposit -0225125797
	08/23	2,272.73	015 Treas 310 Misc Pay 082324 xxxxx0200 Rmr*IV*June2024*Pi*2272.73\
	08/23	25,384.61	Desktop Check Deposit
	08/23	30,281.14	08/23Bankcard Deposit -0483193800
	08/26	20.00	State of Florida Payments 240826 142131480107824 GE*1*0\lea*1*000000000\
	08/26	64.20	08/26Bankcard Deposit -0483193792
	08/26	176.75	08/26Bankcard Deposit -0225125797
	08/26	187.25	08/26Bankcard Deposit -0225125797
	08/26	187.25	08/26Bankcard Deposit -0225125797
	08/26	205.00	08/26Bankcard Deposit -0483193810
	08/26	267.50	08/26Bankcard Deposit -0483193792



*Electronic deposits/bank credits (continued)*

<i>Effective date</i>	<i>Posted date</i>	<i>Amount</i>	<i>Transaction detail</i>
08/26		307.88	08/26Bankcard Deposit -0483193800
08/26		325.00	Desktop Check Deposit
08/26		330.00	08/26Bankcard Deposit -0483193810
08/26		436.85	08/26Bankcard Deposit -0483193800
08/26		765.00	08/26Bankcard Deposit -0483193792
08/26		963.05	08/26Bankcard Deposit -0483193812
08/26		1,100.50	08/26Bankcard Deposit -0483193812
08/26		3,441.56	015 Treas 310 Misc Pay 082624 xxxxx0200 Rmr*IV*July2024*Pi*3441.56\
08/26		7,589.29	08/26Bankcard Deposit -0483193800
08/26		11,110.13	Cash Vault Deposit
08/26		21,684.30	Miami-Dade Count ACH 50812414 Mdi-Fn-08.14.2024-00004
08/26		439,548.03	Desktop Check Deposit
08/27		145.00	08/27Bankcard Deposit -0483193812
08/27		158.00	Doral, FL Violtnfnds 240826 201 American*Traffic*Solutions\
08/27		546.75	08/27Bankcard Deposit -0225125797
08/27		921.33	08/27Bankcard Deposit -0483193811
08/27		18,271.23	08/27Bankcard Deposit -0483193800
08/27		27,614.21	State of Florida Payments 240827 142131480110708 18*000091628\GE*1*0\lea*1*000000000\
08/27		75,485.23	State of Florida Payments 240827 142131480111139 18*000092120\GE*1*0\lea*1*000000000\
08/27		630,075.04	State of Florida Payments 240827 142131480111755 E*18*000089954\GE*1*0\lea*1*000000000\
08/28		5.00	State of Florida Payments 240828 142131480115201 *1*0\lea*1*000000000\
08/28		138.00	08/28Bankcard Deposit -0483193810
08/28		367.53	08/28Bankcard Deposit -0483193811
08/28		1,839.25	08/28Bankcard Deposit -0483193812
08/28		2,348.00	08/28Bankcard Deposit -0483193792
08/28		25,434.94	08/28Bankcard Deposit -0483193800
08/29		5.00	Cash Only Customer Deposit
08/29		10.00	Cash Only Customer Deposit
08/29		36.00	08/29Bankcard Deposit -0483193810
08/29		45.00	Cash Only Customer Deposit
08/29		60.00	Cash Only Customer Deposit
08/29		77.00	Cash Only Customer Deposit
08/29		152.00	Cash Only Customer Deposit
08/29		155.00	Cash Only Customer Deposit
08/29		205.30	08/29Bankcard Deposit -0483193812
08/29		215.00	Cash Only Customer Deposit
08/29		235.00	Cash Only Customer Deposit
08/29		272.60	08/29Bankcard Deposit -0483193792
08/29		428.00	08/29Bankcard Deposit -0225125797
08/29		839.00	Cash Only Customer Deposit
08/29		12,971.38	08/29Bankcard Deposit -0483193800
08/29		90,280.30	Desktop Check Deposit
08/30		22.00	08/30Bankcard Deposit -0225125797
08/30		144.00	08/30Bankcard Deposit -0483193810
08/30		187.25	Desktop Check Deposit
08/30		251.25	08/30Bankcard Deposit -0483193792



*Electronic deposits/bank credits (continued)*

<i>Effective date</i>	<i>Posted date</i>	<i>Amount</i>	<i>Transaction detail</i>
	08/30	336.30	08/30Bankcard Deposit -0483193812
	08/30	5,706.00	Desktop Check Deposit
	08/30	15,134.63	08/30Bankcard Deposit -0483193800
	08/30	177,853.26	Desktop Check Deposit
	08/30	391,894.58	Florida Power & Corp Pymnt 025105805150024 VSE*12*0747\GE*0001*53866\lea*0001*000019839\
		\$4,557,043.34	Total electronic deposits/bank credits
		\$4,557,043.34	Total credits

**Debits**

Electronic debits/bank debits

<i>Effective date</i>	<i>Posted date</i>	<i>Amount</i>	<i>Transaction detail</i>
	08/01	302.90	08/01Bankcard Chargeback -0483193800
	08/01	3,085,801.66	ZBA Funding Account Transfer to [REDACTED]
	08/02	2,710.05	WT Fed#04889 State Street Bosto /Ftr/Bnf=Dstrs Agnt for Missionsquare Ret Srf# Gw00000069554285 Trn#240802125766 Rfb# 2581
	08/02	2,923.25	WT Fed#04430 State Street Bosto /Ftr/Bnf=Dstrs Agnt for Missionsquare Ret Srf# Gw00000069554665 Trn#240802125749 Rfb# 2580
	08/02	3,146.13	WT Fed#04880 State Street Bosto /Ftr/Bnf=Dstrs Agnt for Missionsquare Ret Srf# Gw00000069554633 Trn#240802125725 Rfb# 2579
	08/02	440,066.03	WT Seq452970 State of Florida Depart /Bnf=State of Florida Department of, Financial S Srf# Gw00000069554616 Trn#240802452970 Rfb# Unit 23124
	08/02	51,311.27	ZBA Funding Account Transfer to [REDACTED]
	08/05	190,371.72	ZBA Funding Account Transfer to [REDACTED]
	08/06	44,747.35	ZBA Funding Account Transfer to [REDACTED]
	08/07	222.91	WT Fed#05677 State Street Bosto /Ftr/Bnf=Dstrs Agnt for Missionsquare Ret Srf# Gw00000069624492 Trn#240807050298 Rfb# 2585
	08/07	2,280.48	WT Fed#05594 State Street Bosto /Ftr/Bnf=Dstrs Agnt for Missionsquare Ret Srf# Gw00000069624483 Trn#240807050262 Rfb# 2583
	08/07	3,643.76	WT Fed#05664 State Street Bosto /Ftr/Bnf=Dstrs Agnt for Missionsquare Ret Srf# Gw00000069624487 Trn#240807050274 Rfb# 2584
	08/07	25,492.20	WT Fed#05785 State Street Bosto /Ftr/Bnf=Dstrs Agnt for Missionsquare Ret Srf# Gw00000069624496 Trn#240807050330 Rfb# 2586
	08/07	29,002.19	WT Fed#05592 State Street Bosto /Ftr/Bnf=Dstrs Agnt for Missionsquare Ret Srf# Gw00000069624479 Trn#240807050248 Rfb# 2582
	08/07	112,337.38	WT Fed#05791 State Street Bosto /Ftr/Bnf=Dstrs Agnt for Missionsquare Ret Srf# Gw00000069622596 Trn#240807050357 Rfb# 2587
	08/07	23,522.24	ZBA Funding Account Transfer to [REDACTED]
	08/08	3,035.88	Online Transfer Mdc Debt Distribution 08/07/2024 Ref #Bb0P5Fzp4V
	08/08	88,500.46	ZBA Funding Account Transfer to [REDACTED]
	08/09	1,111.50	Online Transfer Mdc Debt Distribution 7/26/2024 Ref #Bb0P5Ssr9x
	08/09	105,997.46	ZBA Funding Account Transfer to [REDACTED]
	08/12	6.32	Bankcard Fee - 0483193792
	08/12	7.00	Bankcard Fee - 0483193811
	08/12	7.77	Bankcard Discount Fee - 0225125797
	08/12	10.38	Bankcard Fee - 0483193812
	08/12	11.73	Bankcard Fee - 0483193810





Electronic debits/bank debits (continued)

Effective date	Posted date	Amount	Transaction detail
	08/12	18.12	Bankcard Discount Fee - 0483193810
	08/12	24.80	Bankcard Discount Fee - 0483193792
	08/12	25.00	Bankcard Fee - 0328083956
	08/12	26.63	Bankcard Discount Fee - 0483193812
	08/12	28.88	Bankcard Fee - 0225125797
	08/12	38.76	Bankcard Discount Fee - 0483193811
	08/12	58.32	Bankcard Interchange Fee - 0225125797
	08/12	118.72	Bankcard Interchange Fee - 0483193792
	08/12	123.59	Bankcard Interchange Fee - 0483193811
	08/12	130.65	Bankcard Interchange Fee - 0483193810
	08/12	172.22	Bankcard Interchange Fee - 0483193812
	08/12	341.72	Bankcard Fee - 0483193800
	08/12	1,211.71	Bankcard Discount Fee - 0483193800
	08/12	15,712.54	Bankcard Interchange Fee - 0483193800
	08/12	332.31	Optum Bank Dir Dep xxxxx0208 City of Doral
	08/12	74,326.58	ZBA Funding Account Transfer to [REDACTED]
	08/13	1,368,191.82	WT Fed#03415 Bank of America, N /Ftr/Bnf=Paycom Payroll LLC Srf# Gw00000069776421 Trn#240813118024 Rfb# 2588
	08/13	53,906.21	ZBA Funding Account Transfer to [REDACTED]
	08/14	120,852.43	ZBA Funding Account Transfer to [REDACTED]
	08/15	3,424.04	< Business to Business ACH Debit - Fla Dept Revenue C01 xxxxx0962 City of Doral
	08/15	77,539.57	ZBA Funding Account Transfer to [REDACTED]
	08/16	301,303.16	ZBA Funding Account Transfer to [REDACTED]
	08/19	64.05	< Business to Business ACH Debit - Fla Dept Revenue C01 xxxxx9030 City of Doral
	08/19	256,868.06	ZBA Funding Account Transfer to [REDACTED]
	08/20	818,346.51	ZBA Funding Account Transfer to [REDACTED]
	08/21	222.91	WT Fed#03645 State Street Bosto /Ftr/Bnf=Dstrs Agnt for Missionsquare Ret Srf# Gw00000069983122 Trn#240821164900 Rfb# 2592
	08/21	3,643.76	WT Fed#03640 State Street Bosto /Ftr/Bnf=Dstrs Agnt for Missionsquare Ret Srf# Gw00000069983019 Trn#240821164875 Rfb# 2591
	08/21	25,628.32	WT Fed#03648 State Street Bosto /Ftr/Bnf=Dstrs Agnt for Missionsquare Ret Srf# Gw00000069983274 Trn#240821164918 Rfb# 2593
	08/21	28,870.86	WT Fed#03493 State Street Bosto /Ftr/Bnf=Dstrs Agnt for Missionsquare Ret Srf# Gw00000069982848 Trn#240821164761 Rfb# 2589
	08/21	113,418.49	WT Fed#03633 State Street Bosto /Ftr/Bnf=Dstrs Agnt for Missionsquare Ret Srf# Gw00000069983114 Trn#240821164818 Rfb# 2590
	08/21	61,721.97	ZBA Funding Account Transfer to [REDACTED]
	08/22	24.00	Cash Vault - Currency Difference
	08/22	35,813.58	ZBA Funding Account Transfer to [REDACTED]
	08/23	202,344.34	ZBA Funding Account Transfer to [REDACTED]
	08/26	446.10	Deposited Item Retn Unpaid - Paper 240826
	08/26	204,428.30	ZBA Funding Account Transfer to [REDACTED]
	08/27	27,693.02	WT Fed#09946 Bank of America, N /Ftr/Bnf=Paycom Client Trust Srf# Gw00000070092389 Trn#240827086235 Rfb# 2595
	08/27	1,389,852.54	WT Fed#00072 Bank of America, N /Ftr/Bnf=Paycom Client Trust Srf# Gw00000070092217 Trn#240827086192 Rfb# 2594
	08/27	81,415.03	ZBA Funding Account Transfer to [REDACTED]
	08/28	462,006.85	ZBA Funding Account Transfer to [REDACTED]



*Electronic debits/bank debits (continued)*

<i>Effective date</i>	<i>Posted date</i>	<i>Amount</i>	<i>Transaction detail</i>
	08/29	34,023.36	ZBA Funding Account Transfer to [REDACTED]
	08/30	81,641.55	ZBA Funding Account Transfer to [REDACTED]
		\$10,062,951.40	Total electronic debits/bank debits
		\$10,062,951.40	Total debits

< *Business to Business ACH: If this is a business account, this transaction has a return time frame of one business day from post date. This time frame does not apply to consumer accounts.*

Daily ledger balance summary

<i>Date</i>	<i>Balance</i>	<i>Date</i>	<i>Balance</i>	<i>Date</i>	<i>Balance</i>
07/31	66,048,438.25	08/12	62,605,796.66	08/22	60,997,444.90
08/01	63,031,873.09	08/13	61,766,139.96	08/23	60,854,462.04
08/02	62,533,814.61	08/14	61,698,719.75	08/26	61,138,297.18
08/05	62,384,418.61	08/15	61,737,641.66	08/27	60,392,553.38
08/06	62,370,496.50	08/16	61,472,544.00	08/28	59,960,679.25
08/07	62,194,113.97	08/19	61,318,170.22	08/29	60,032,642.47
08/08	62,223,107.36	08/20	61,033,633.84	08/30	60,542,530.19
08/09	62,202,265.75	08/21	60,863,925.22		
Average daily ledger balance		\$61,549,160.43			

# Regions Custodial Reconciliation

# Account Statement

August 1, 2024 - August 31, 2024

**CITY OF DORAL - GENERAL FUND**



## Your Relationship Team

Relationship Consultant: JANET H RICARDO 904 565 7973 janet.ricardo@regions.com

## Accounts Included In This Statement

██████████ CITY OF DORAL - GENERAL FUND

**MATILDE MENENDEZ**  
CITY OF DORAL  
8401 NW 53RD TERRACE  
DORAL, FL 33166  
United States

This page intentionally left blank.

# Table of Contents

<b>Schedules</b>	<b>Page</b>
Balance Sheet.....	5
Overview of Your Account.....	6
Portfolio Analysis.....	7
Portfolio Holdings.....	8
Purchases.....	28
Realized Gains and Losses.....	30
Contributions and Receipts.....	55
Distributions and Disbursements.....	56
Fees and Expenses.....	57
Income Received.....	58
Other Income and Capital Gain Distributions.....	69
Security Transactions.....	70
Income Accrual.....	72
Information.....	88



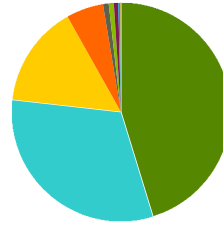
This page intentionally left blank.

**Balance Sheet on August 31, 2024**

	As of July 31, 2024		As of August 31, 2024		% of Account
	Market Value	Cost Basis	Market Value	Cost Basis	
<b>Cash and Equivalents</b>					
Cash	-309,990.70	-309,990.70	0.00	0.00	0.00%
Cash Equivalents	376,148.43	376,148.43	70,046.07	70,046.07	0.10%
Accrued Income	590,710.17	590,710.17	571,165.37	571,165.37	0.79%
<b>Total Cash and Equivalents</b>	<b>\$656,867.90</b>	<b>\$656,867.90</b>	<b>\$641,211.44</b>	<b>\$641,211.44</b>	<b>0.89%</b>
<b>Fixed Income</b>					
US Government	30,584,305.05	30,542,652.34	32,602,490.70	32,379,188.47	45.21%
Agency MBS	613,509.82	661,285.20	602,838.36	645,256.92	0.84%
CMO	499,810.36	523,915.28	478,542.81	499,432.84	0.66%
CMBS	4,028,164.61	3,985,802.76	3,947,123.91	3,884,195.40	5.47%
Consumer ABS	11,539,058.93	11,567,514.88	10,844,956.35	10,823,694.35	15.04%
Commercial ABS	231,107.78	232,701.78	222,291.88	222,545.65	0.31%
US Credit	23,301,971.14	23,169,054.30	22,774,306.44	22,495,593.15	31.58%
<b>Total Fixed Income</b>	<b>\$70,797,927.69</b>	<b>\$70,682,926.54</b>	<b>\$71,472,550.45</b>	<b>\$70,949,906.78</b>	<b>99.11%</b>
	<b>\$71,454,795.59</b>	<b>\$71,339,794.44</b>	<b>\$72,113,761.89</b>	<b>\$71,591,118.22</b>	<b>100.00%</b>

**Overview of Your Account - [REDACTED] CITY OF DORAL - GENERAL FUND**
**Investment Objective Directed Retention of Assets**
**Asset allocation on August 31, 2024**

	Market value (\$)	Percent
■ US Government	32,602,490.70	45%
■ US Credit	22,774,306.44	32%
■ Consumer ABS	10,844,956.35	15%
■ CMBS	3,947,123.91	5%
■ Agency MBS	602,838.36	1%
■ Accrued Income	571,165.37	1%
■ CMO	478,542.81	1%
■ Commercial ABS	222,291.88	0%
■ Other	70,046.07	0%
<b>Total of your account</b>	<b>\$72,113,761.89</b>	<b>100%</b>



Only the top 8 holding sectors are represented.

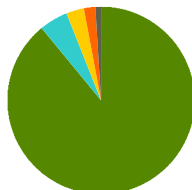
**Activity Summary**

	This Period	Year to Date
Beginning Market Value	71,454,795.59	67,802,995.96
Contributions/Receipts	73,394.44	159,308.39
Distributions/Disbursements	-73,394.44	-159,308.39
Fees/Expenses	0.00	-47.59
Dividends	2,027.70	18,150.76
Interest	310,519.24	2,360,533.57
Other Income/Capital Gain Distributions	0.00	0.00
Security Transactions	0.00	0.00
Realized Gain/Loss	-11,443.28	-768,617.78
Net Interest Bought & Sold	-30,928.77	101,550.25
Change in Accrual	-19,544.80	103,385.65
Cost Adjustments	693.69	1,082.44
Net Change in Unrealized Gain/Loss	407,642.52	2,494,728.63
<b>Market Value on Aug 31, 2024</b>	<b>\$72,113,761.89</b>	<b>\$72,113,761.89</b>

Portfolio Analysis - [REDACTED] CITY OF DORAL - GENERAL FUND

**Geographic Concentration**

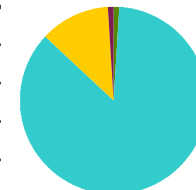
	Market Value (\$)	Percent
■ US	64,376,161.39	89%
■ Europe Ex UK	3,371,862.42	5%
■ Canada	2,303,279.75	3%
■ Asia Ex Japan	1,237,637.50	2%
■ Japan	503,893.92	1%
■ UK	320,926.91	0%
<b>Total of Your Portfolio</b>	<b>\$72,113,761.89</b>	<b>100%</b>



The data in the quadrant above represents the concentration of assets in your portfolio by geographic region. Source: Bloomberg, Extel, ICE

**Bond Maturity**

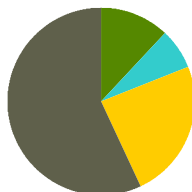
	Market Value (\$)	Percent
■ Less than 1 Year	693,370.23	1%
■ 1 to 3 Years	61,107,805.76	86%
■ 3 to 5 Years	8,589,993.29	12%
■ 7 to 10 Years	314,186.52	0%
■ 10 to 15 Years	300,612.63	0%
■ 15 to 20 Years	61,803.76	0%
■ Over 30 Years	404,778.26	1%
<b>Total of Your Portfolio</b>	<b>\$71,472,550.45</b>	<b>100%</b>



The data in the quadrant above represents the concentration of bonds in your portfolio by maturity date. Source: Bloomberg, Extel, ICE

**Bond Quality Ratings**

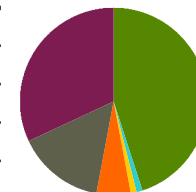
	Market Value (\$)	Percent
■ AAA	8,594,294.80	12%
■ AA	5,294,264.50	7%
■ A	17,020,900.75	24%
■ BBB	295,861.91	0%
■ All Others	40,267,228.49	57%
<b>Total of Your Portfolio</b>	<b>\$71,472,550.45</b>	<b>100%</b>



The data in the quadrant above represents the concentration of bonds in your portfolio by S&P credit rating. Source: ICE

**Fixed Income Sector Analysis**

	Market Value (\$)	Percent
■ US Government	32,602,490.70	45%
■ Agency MBS	602,838.36	1%
■ CMO	478,542.81	1%
■ CMBS	3,947,123.91	6%
■ Consumer ABS	10,844,956.35	15%
■ Commercial ABS	222,291.88	0%
■ US Credit	22,774,306.44	32%
<b>Total of Your Portfolio</b>	<b>\$71,472,550.45</b>	<b>100%</b>



The data in the quadrant above represents the concentration of bonds in your portfolio by fixed income sector. Source: RIM Fixed Income Investment

Portfolio Holdings on August 31, 2024

	Number of Shares	Share price	Market Value	Accrued Income	Cost Basis / Unrealized G/L	Est. Ann. Inc. /Yield at Market	% of Account
<b>Cash and Equivalents</b>							
<i>Cash Equivalents</i>							
Fidelity Government Portfolio (CUSIP:316175108)	70,046.07	1.00	70,046.07	1,233.78	70,046.07 0.00	3,718.75 5.31%	0.10%
<b>Total Cash Equivalents</b>			<b>\$70,046.07</b>	<b>\$1,233.78</b>	<b>\$70,046.07</b> <b>\$0.00</b>	<b>\$3,718.75</b> <b>5.31%</b>	<b>0.10%</b>
<i>Accrued Income</i>							
Ending Accrual	0.00	1.00	571,165.37	0.00	571,165.37 0.00	0.00	0.79%
<b>Total Accrued Income</b>			<b>\$571,165.37</b>	<b>\$0.00</b>	<b>\$571,165.37</b> <b>\$0.00</b>	<b>\$0.00</b>	<b>0.79%</b>
<b>Total Cash and Equivalents</b>			<b>\$641,211.44</b>	<b>\$1,233.78</b>	<b>\$641,211.44</b> <b>\$0.00</b>	<b>\$3,718.75</b> <b>0.58%</b>	<b>0.89%</b>
<b>Fixed Income</b>							
<i>US Government</i>							
United States Treasury Note/Bond 3.625% 15 May 2026 (CUSIP:91282CHB0)	3,025,000.00	99.336	3,004,914.00	32,479.70	2,994,159.18 10,754.82	109,656.25 3.65%	4.17%
United States Treasury Note/Bond 3.75% 15 Apr 2026 (CUSIP:91282CGV7)	2,560,000.00	99.523	2,547,788.80	36,459.01	2,550,969.72 -3,180.92	95,999.99 3.77%	3.53%
United States Treasury Note/Bond 3.875% 15 Jan 2026 (CUSIP:91282CGE5)	1,820,000.00	99.613	1,812,956.60	9,198.92	1,815,521.09 -2,564.49	70,525.01 3.89%	2.51%
United States Treasury Note/Bond 4.125% 15 Feb 2027 (CUSIP:91282CKA8)	2,080,000.00	100.621	2,092,916.80	3,963.59	2,067,812.50 25,104.30	85,800.00 4.10%	2.90%
United States Treasury Note/Bond 4.125% 15 Jun 2026 (CUSIP:91282CHH7)	780,000.00	100.207	781,614.60	6,856.96	774,607.03 7,007.57	32,175.00 4.12%	1.08%

**Portfolio Holdings on August 31, 2024 (continued)**

	Number of Shares	Share price	Market Value	Accrued Income	Cost Basis / Unrealized G/L	Est. Ann. Inc. /Yield at Market	% of Account
<i>US Government (continued)</i>							
United States Treasury Note/Bond 4% 15 Dec 2025 (CUSIP:91282CGA3)	1,370,000.00	99.723	1,366,205.10	11,678.69	1,363,042.97 3,162.13	54,800.00 4.01%	1.89%
United States Treasury Note/Bond 4% 15 Feb 2026 (CUSIP:91282CGL9)	2,200,000.00	99.836	2,196,392.00	4,065.23	2,170,852.15 25,539.85	88,000.00 4.01%	3.05%
United States Treasury Note/Bond 4% 15 Jan 2027 (CUSIP:91282CJT9)	1,210,000.00	100.301	1,213,642.10	6,313.04	1,211,181.64 2,460.46	48,400.00 3.99%	1.68%
United States Treasury Note/Bond 4.25% 15 Mar 2027 (CUSIP:91282CKE0)	500,000.00	101.016	505,080.00	9,816.58	496,425.78 8,654.22	21,250.00 4.21%	0.70%
United States Treasury Note/Bond 4.375% 15 Aug 2026 (CUSIP:91282CHU8)	3,300,000.00	100.805	3,326,565.00	6,669.50	3,299,203.12 27,361.88	144,374.98 4.34%	4.61%
United States Treasury Note/Bond 4.375% 15 Dec 2026 (CUSIP:91282CJP7)	3,695,000.00	101.078	3,734,832.10	34,451.33	3,723,434.18 11,397.92	161,656.23 4.33%	5.19%
United States Treasury Note/Bond 4.5% 15 Apr 2027 (CUSIP:91282CKJ9)	1,200,000.00	101.652	1,219,824.00	20,508.19	1,191,421.88 28,402.12	54,000.00 4.43%	1.69%
United States Treasury Note/Bond 4.5% 15 Jul 2026 (CUSIP:91282CHM6)	1,065,000.00	100.926	1,074,861.90	6,251.09	1,063,003.12 11,858.78	47,925.00 4.46%	1.49%
United States Treasury Note/Bond 4.5% 15 May 2027 (CUSIP:91282CKR1)	1,000,000.00	101.695	1,016,950.00	13,328.80	998,554.69 18,395.31	45,000.00 4.42%	1.41%
United States Treasury Note/Bond 4.5% 15 Nov 2025 (CUSIP:91282CFW6)	2,150,000.00	100.285	2,156,127.50	28,656.92	2,172,087.89 -15,960.39	96,749.99 4.49%	2.99%



**Portfolio Holdings on August 31, 2024 (continued)**

	Number of Shares	Share price	Market Value	Accrued Income	Cost Basis / Unrealized G/L	Est. Ann. Inc. /Yield at Market	% of Account
<i>US Government (continued)</i>							
United States Treasury Note/Bond 4.625% 15 Jun 2027 (CUSIP:91282CKV2)	1,600,000.00	102.156	1,634,496.00	15,770.50	1,601,312.50 33,183.50	73,999.99 4.53%	2.27%
United States Treasury Note/Bond 4.625% 15 Nov 2026 (CUSIP:91282CJK8)	1,695,000.00	101.52	1,720,764.00	23,219.89	1,708,970.51 11,793.49	78,393.76 4.56%	2.39%
United States Treasury Note/Bond 4.625% 15 Oct 2026 (CUSIP:91282CJC6)	870,000.00	101.426	882,406.20	15,281.45	868,844.53 13,561.67	40,237.50 4.56%	1.22%
United States Treasury Note/Bond 4.625% 15 Sep 2026 (CUSIP:91282CHY0)	310,000.00	101.34	314,154.00	6,623.30	307,783.99 6,370.01	14,337.50 4.56%	0.44%
<b>Total US Government</b>			<b>\$32,602,490.70</b>	<b>\$291,592.69</b>	<b>\$32,379,188.47</b> <b>\$223,302.23</b>	<b>\$1,363,281.20</b> <b>4.18%</b>	<b>45.21%</b>
<i>Agency MBS</i>							
Fannie Mae Pool FN 885671 6.5% 01 Oct 2036 (CUSIP:31410C6G2)	1,044.91	103.715	1,083.73	5.66	1,044.91 38.82	67.92 6.27%	0.00%
Fannie Mae Pool FN 899203 6.5% 01 Oct 2036 (CUSIP:31410WAC2)	11,355.00	105.101	11,934.22	61.51	11,355.00 579.22	738.08 6.18%	0.02%
Fannie Mae Pool FN 899273 6.5% 01 Nov 2036 (CUSIP:31410WCJ5)	5,599.85	103.392	5,789.80	30.33	5,599.41 190.39	363.99 6.29%	0.01%
Fannie Mae Pool FN 946318 6.5% 01 Sep 2037 (CUSIP:31413HYP7)	394.95	104.043	410.92	2.14	394.95 15.97	25.67 6.25%	0.00%
Fannie Mae Pool FN 956412 6.5% 01 Nov 2037 (CUSIP:31413VAM9)	1,744.29	104.517	1,823.08	9.45	1,744.29 78.79	113.38 6.22%	0.00%

**Portfolio Holdings on August 31, 2024 (continued)**

	Number of Shares	Share price	Market Value	Accrued Income	Cost Basis / Unrealized G/L	Est. Ann. Inc. /Yield at Market	% of Account
<b>Agency MBS (continued)</b>							
Fannie Mae Pool FN BM4614 3% 01 Mar 2033 (CUSIP:3140J9DU2)	127,120.74	96.686	122,907.96	317.80	135,463.05 -12,555.09	3,813.62 3.10%	0.17%
Fannie Mae Pool FN FM4174 3% 01 Nov 2032 (CUSIP:3140X7T82)	196,028.33	97.577	191,278.56	490.07	207,881.93 -16,603.37	5,880.85 3.07%	0.26%
Fannie Mae Pool FN FM5616 3% 01 Dec 2034 (CUSIP:3140X9G25)	168,966.06	95.872	161,991.14	422.42	178,708.02 -16,716.88	5,068.98 3.13%	0.22%
Ginnie Mae II Pool G2 4117 7% 20 Apr 2038 (CUSIP:36202ESE0)	11,310.45	104.077	11,771.58	65.98	11,310.45 461.13	791.73 6.73%	0.02%
Ginnie Mae II Pool G2 4262 7% 20 Oct 2038 (CUSIP:36202EWX3)	5,169.76	101.331	5,238.57	30.16	5,169.76 68.81	361.88 6.91%	0.01%
Ginnie Mae I Pool GN 662584 6.5% 15 Sep 2037 (CUSIP:36294XCV6)	10,585.91	103.106	10,914.71	57.34	10,585.91 328.80	688.08 6.30%	0.02%
Ginnie Mae I Pool GN 668892 7.5% 15 Jun 2037 (CUSIP:36295FC51)	71,822.17	102.156	73,370.66	448.89	71,822.17 1,548.49	5,386.66 7.34%	0.10%
Ginnie Mae I Pool GN 677536 6.5% 15 Nov 2037 (CUSIP:36295QV56)	4,177.07	103.504	4,323.43	22.63	4,177.07 146.36	271.51 6.28%	0.01%
<b>Total Agency MBS</b>			<b>\$602,838.36</b>	<b>\$1,964.38</b>	<b>\$645,256.92</b> <b>-\$42,418.56</b>	<b>\$23,572.35</b> <b>3.91%</b>	<b>0.84%</b>
<b>CMO</b>							
Freddie Mac REMICS FHR 3842 PH 4% 15 Apr 2041 (CUSIP:3137A9QP4)	62,619.60	98.6972	61,803.76	208.73	67,174.20 -5,370.44	2,504.78 4.05%	0.09%

Portfolio Holdings on August 31, 2024 (continued)

	Number of Shares	Share price	Market Value	Accrued Income	Cost Basis / Unrealized G/L	Est. Ann. Inc. /Yield at Market	% of Account
<b>CMO (continued)</b>							
Government National Mortgage Association GNR 2008-82 A 6% 20 Sep 2038 (CUSIP:38375YEK4)	11,790.47	101.4445	11,960.79	58.95	11,790.47 170.32	707.43 5.91%	0.02%
Government National Mortgage Association GNR 2014-H19 HA 3% 20 Sep 2064 (CUSIP:38375UPV6)	56,126.23	97.5801	54,768.01	140.32	59,588.57 -4,820.56	1,683.79 3.07%	0.08%
Government National Mortgage Association GNR 2019-H12 JA 2.5% 20 Jul 2069 (CUSIP:38380LXE8)	158,923.06	97.7063	155,277.84	331.09	159,761.14 -4,483.30	3,973.08 2.56%	0.22%
Government National Mortgage Association GNR 2020-H02 DA 2.25% 20 Dec 2069 (CUSIP:38380LV67)	200,250.20	97.2446	194,732.41	375.47	201,118.46 -6,386.05	4,505.63 2.31%	0.25%
<b>Total CMO</b>			<b>\$478,542.81</b>	<b>\$1,114.56</b>	<b>\$499,432.84</b> <b>-\$20,890.03</b>	<b>\$13,374.71</b> <b>2.79%</b>	<b>0.66%</b>
<b>CMBS</b>							
CarMax Auto Owner Trust 2021-4 CARMX 2021-4 A3 0.56% 15 Sep 2026 (CUSIP:14317JAD9)	59,350.95	97.9728	58,147.81	14.77	59,344.18 -1,196.37	332.37 0.57%	0.08%
CNH Equipment Trust 2023-A CNH 2023-A A3 4.81% 15 Aug 2028 (CUSIP:12664QAC8)	165,000.00	100.2491	165,411.03	352.73	164,972.20 438.83	7,936.50 4.80%	0.23%
Daimler Trucks Retail Trust 2022-1 DTRT 2022-1 A3 5.23% 17 Feb 2026 (CUSIP:233869AC0)	176,195.74	99.9823	176,164.59	409.56	176,184.04 -19.45	9,215.04 5.23%	0.24%
Daimler Trucks Retail Trust 2024-1 DTRT 2024-1 A3 5.49% 15 Dec 2027 (CUSIP:233874AC0)	165,000.00	101.4707	167,426.59	402.60	164,985.35 2,441.24	9,058.50 5.41%	0.23%

Portfolio Holdings on August 31, 2024 (continued)

	Number of Shares	Share price	Market Value	Accrued Income	Cost Basis / Unrealized G/L	Est. Ann. Inc. /Yield at Market	% of Account
<b>CMBS (continued)</b>							
Fannie Mae-Aces FNA 2016-M12 A2 Var 25 Sep 2026 (CUSIP:3136AUKX8)	358,094.97	96.3401	344,989.16	753.49	334,119.41 10,869.75	9,040.82 2.62%	0.48%
Ford Credit Auto Owner Trust 2022-A FORDO 2022-A A3 1.29% 15 Jun 2026 (CUSIP:345286AC2)	63,623.60	98.5426	62,696.36	36.48	63,616.04 -919.68	820.74 1.31%	0.09%
Freddie Mac Multifamily Structured Pass Through Certificates FHMS K052 A2 3.151% 25 Nov 2025 (CUSIP:3137BMTX4)	690,000.00	98.2854	678,169.47	1,811.82	669,192.19 8,977.28	21,741.90 3.21%	0.93%
Freddie Mac Multifamily Structured Pass Through Certificates FHMS K057 A2 2.57% 25 Jul 2026 (CUSIP:3137BRQJ7)	355,000.00	96.9228	344,075.76	760.29	330,122.27 13,953.49	9,123.50 2.65%	0.48%
Freddie Mac Multifamily Structured Pass Through Certificates FHMS K067 A2 3.194% 25 Jul 2027 (CUSIP:3137FAWS3)	370,000.00	97.449	360,561.41	984.82	353,003.13 7,558.28	11,817.80 3.28%	0.50%
Freddie Mac Multifamily Structured Pass Through Certificates FHMS K092 A1 3.125% 25 Oct 2028 (CUSIP:3137FLYU2)	273,830.46	97.642	267,373.65	713.10	257,668.04 9,705.61	8,557.20 3.20%	0.37%
Freddie Mac Multifamily Structured Pass Through Certificates FHMS K736 A2 2.282% 25 Jul 2026 (CUSIP:3137FNWX4)	370,000.00	96.5163	357,110.20	703.62	343,305.08 13,805.12	8,443.40 2.36%	0.50%
GM Financial Consumer Automobile Receivables Trust 2022-1 GMCAR 2022-1 A3 1.26% 16 Nov 2026 (CUSIP:380146AC4)	66,557.44	98.3089	65,431.88	34.94	66,551.66 -1,119.78	838.62 1.28%	0.09%

**Portfolio Holdings on August 31, 2024 (continued)**

	Number of Shares	Share price	Market Value	Accrued Income	Cost Basis / Unrealized G/L	Est. Ann. Inc. /Yield at Market	% of Account
<b>CMBS (continued)</b>							
GM Financial Consumer Automobile Receivables Trust 2022-2 GMCAR 2022-2 A3 3.1% 16 Feb 2027 (CUSIP:362585AC5)	110,411.55	98.7753	109,059.37	142.62	110,388.48 -1,329.11	3,422.76 3.14%	0.15%
John Deere Owner Trust 2022-C JDOT 2022-C A3 5.09% 15 Jun 2027 (CUSIP:47800BAC2)	380,782.32	100.0945	381,142.12	861.41	380,752.77 389.35	19,381.82 5.09%	0.53%
Kubota Credit Owner Trust 2021-2 KCOT 2021-2A A3 0.56% 17 Nov 2025 (CUSIP:50117XAE2)	42,574.24	98.9653	42,133.71	10.60	42,572.64 -438.93	238.42 0.57%	0.06%
Kubota Credit Owner Trust 2022-1 KCOT 2022-1A A3 2.67% 15 Oct 2026 (CUSIP:50117EAC8)	197,452.80	98.541	194,571.90	234.31	197,424.57 -2,852.67	5,271.99 2.71%	0.27%
Kubota Credit Owner Trust 2024-1 KCOT 2024-1A A3 5.19% 17 Jul 2028 (CUSIP:50117BAC4)	170,000.00	101.5641	172,658.90	392.13	169,993.35 2,665.55	8,823.00 5.11%	0.24%
<b>Total CMBS</b>			<b>\$3,947,123.91</b>	<b>\$8,619.29</b>	<b>\$3,884,195.40</b> <b>\$62,928.51</b>	<b>\$134,064.38</b> <b>3.40%</b>	<b>5.47%</b>
<b>Consumer ABS</b>							
Ally Auto Receivables Trust 2022-1 ALLYA 2022-1 A3 3.31% 15 Nov 2026 (CUSIP:02008JAC0)	224,719.36	99.1745	222,864.26	330.59	224,675.86 -1,811.60	7,438.21 3.34%	0.31%
Ally Auto Receivables Trust 2024-1 ALLYA 2024-1 A3 5.08% 15 Dec 2028 (CUSIP:02008FAC8)	240,000.00	100.8487	242,036.93	541.87	239,965.15 2,071.78	12,192.00 5.04%	0.34%
American Express Credit Account Master Trust AMXCA 2022-2 A 3.39% 15 May 2027 (CUSIP:02582JIT8)	515,000.00	98.8861	509,263.57	775.94	514,886.08 -5,622.51	17,458.50 3.43%	0.71%

**Portfolio Holdings on August 31, 2024 (continued)**

	Number of Shares	Share price	Market Value	Accrued Income	Cost Basis / Unrealized G/L	Est. Ann. Inc. /Yield at Market	% of Account
<i>Consumer ABS (continued)</i>							
Bank of America Auto Trust 2023-1 BAAT 2023-1A A3 5.53% 15 Feb 2028 (CUSIP:06428AAC2)	265,000.00	101.0215	267,706.90	651.31	264,989.96 2,716.94	14,654.50 5.47%	0.37%
Bank of America Auto Trust 5.74% 15 Jun 2028 (CUSIP:06054YAC1)	395,000.00	101.7019	401,722.47	1,007.69	394,992.85 6,729.62	22,673.00 5.64%	0.56%
BMW Vehicle Owner Trust 2022-A BMWOT 2022-A A3 3.21% 25 Aug 2026 (CUSIP:05602RAD3)	98,569.58	99.0667	97,649.63	52.73	98,564.46 -914.83	3,164.08 3.24%	0.14%
BMW Vehicle Owner Trust 2023-A BMWOT 2023-A A3 5.47% 25 Feb 2028 (CUSIP:05592XAD2)	120,000.00	100.9938	121,192.54	109.40	119,978.74 1,213.80	6,564.00 5.42%	0.17%
BMW Vehicle Owner Trust 2024-A BMWOT 2024-A A3 5.18% 26 Feb 2029 (CUSIP:096919AD7)	295,000.00	101.6842	299,968.30	254.68	294,955.19 5,013.11	15,281.00 5.09%	0.42%
Capital One Prime Auto Receivables Trust 2022-1 COPAR 2022-1 A3 3.17% 15 Apr 2027 (CUSIP:14043QAC6)	149,184.96	98.7113	147,262.46	210.19	149,152.36 -1,889.90	4,729.16 3.21%	0.20%
Capital One Prime Auto Receivables Trust 2022-2 COPAR 2022-2 A3 3.66% 17 May 2027 (CUSIP:14043GAD6)	185,513.12	99.0227	183,700.16	301.77	185,499.84 -1,799.68	6,789.78 3.70%	0.25%
Carmax Auto Owner Trust 2021-1 CARMX 2021-1 A3 0.34% 15 Dec 2025 (CUSIP:14316NAC3)	9,959.62	99.7843	9,938.13	1.50	9,957.65 -19.52	33.86 0.34%	0.01%
CarMax Auto Owner Trust 2021-3 CARMX 2021-3 A3 0.55% 15 Jun 2026 (CUSIP:14317DAC4)	113,756.46	98.2402	111,754.60	27.81	113,737.74 -1,983.14	625.66 0.56%	0.15%



Portfolio Holdings on August 31, 2024 (continued)

	Number of Shares	Share price	Market Value	Accrued Income	Cost Basis / Unrealized G/L	Est. Ann. Inc. /Yield at Market	% of Account
<i>Consumer ABS (continued)</i>							
CarMax Auto Owner Trust 2022-2 CARMX 2022-2 A3 3.49% 16 Feb 2027 (CUSIP:14317HAC5)	159,048.33	98.9973	157,453.62	246.70	159,024.13 -1,570.51	5,550.79 3.53%	0.22%
Carmax Auto Owner Trust 2022-4 CARMX 2022-4 A3 5.34% 16 Aug 2027 (CUSIP:14318UAD3)	535,870.49	100.3407	537,696.15	1,271.80	535,744.83 1,951.32	28,615.48 5.32%	0.74%
Chase Auto Owner Trust 2024-1 CHAOT 2024-1A A3 5.13% 25 May 2029 (CUSIP:16144BAC2)	130,000.00	101.4046	131,825.99	111.15	129,991.34 1,834.65	6,669.00 5.06%	0.18%
Chase Issuance Trust CHAIT 2022-A1 A 3.97% 15 Sep 2027 (CUSIP:161571HS6)	200,000.00	99.2398	198,479.56	352.89	199,966.62 -1,487.06	7,940.00 4.00%	0.28%
Chase Issuance Trust CHAIT 2023-A1 A 5.16% 15 Sep 2028 (CUSIP:161571HT4)	405,000.00	101.6748	411,782.82	928.80	404,887.73 6,895.09	20,898.00 5.08%	0.57%
CNH Equipment Trust 2022-A CNH 2022-A A3 2.94% 15 Jul 2027 (CUSIP:12660DAC1)	157,004.10	98.2681	154,284.90	205.15	156,992.50 -2,707.60	4,615.92 2.99%	0.21%
Discover Card Execution Note Trust DCENT 2022-A2 A 3.32% 15 May 2027 (CUSIP:254683CS2)	480,000.00	98.8249	474,359.42	708.27	479,960.98 -5,601.56	15,936.00 3.36%	0.66%
Discover Card Execution Note Trust DCENT 2022-A3 A3 3.56% 15 Jul 2027 (CUSIP:254683CW3)	420,000.00	98.9099	415,421.66	664.53	419,947.88 -4,526.22	14,952.00 3.60%	0.58%
Fifth Third Auto Trust 2023-1 FITAT 2023-1 A3 5.53% 15 Aug 2028 (CUSIP:31680EAD3)	475,000.00	101.0671	480,068.68	1,167.45	474,970.55 5,098.13	26,267.50 5.47%	0.67%
Ford Credit Auto Owner Trust 2023-A FORDO 2023-A A3 4.65% 15 Feb 2028 (CUSIP:344928AD8)	175,000.00	99.8891	174,805.89	361.67	174,981.75 -175.86	8,137.50 4.66%	0.24%

**Portfolio Holdings on August 31, 2024 (continued)**

	Number of Shares	Share price	Market Value	Accrued Income	Cost Basis / Unrealized G/L	Est. Ann. Inc. /Yield at Market	% of Account
<i>Consumer ABS (continued)</i>							
GM Financial Consumer Automobile Receivables Trust 2023-2 GMCAR 2023-2 A3 4.47% 16 Feb 2028 (CUSIP:362583AD8)	185,000.00	99.7163	184,475.10	344.56	184,994.91 -519.81	8,269.50 4.48%	0.26%
GM Financial Consumer Automobile Receivables Trust 2024-1 GMCAR 2024-1 A3 4.85% 18 Dec 2028 (CUSIP:36268GAD7)	65,000.00	100.8101	65,526.57	131.35	64,986.93 539.64	3,152.50 4.81%	0.09%
Harley-Davidson Motorcycle Trust 2022-A HDMOT 2022-A A3 3.06% 15 Feb 2027 (CUSIP:41284YAD8)	126,060.66	99.0373	124,847.07	171.44	126,039.68 -1,192.61	3,857.46 3.09%	0.17%
Honda Auto Receivables 2021-3 Owner Trust HAROT 2021-3 A3 0.41% 18 Nov 2025 (CUSIP:43815EAC8)	49,440.34	98.9737	48,932.91	7.32	49,439.62 -506.71	202.71 0.41%	0.07%
Honda Auto Receivables 2021-4 Owner Trust HAROT 2021-4 A3 0.88% 21 Jan 2026 (CUSIP:43815GAC3)	61,123.90	98.3913	60,140.58	14.94	61,111.02 -970.44	537.89 0.89%	0.08%
Honda Auto Receivables 2022-1 Owner Trust HAROT 2022-1 A3 1.88% 15 May 2026 (CUSIP:43815BAC4)	166,333.52	98.4434	163,744.42	0.01	166,308.51 -2,564.09	0.17 0.00%	0.23%
Honda Auto Receivables 2023-2 Owner Trust HAROT 2023-2 A3 4.93% 15 Nov 2027 (CUSIP:437927AC0)	225,000.00	100.294	225,661.50	493.00	224,963.55 697.95	11,092.50 4.92%	0.31%
Huntington Auto Trust 5.23% 16 Jan 2029 (CUSIP:446144AE7)	155,000.00	101.6406	157,542.99	360.29	154,994.23 2,548.76	8,106.50 5.15%	0.22%

Portfolio Holdings on August 31, 2024 (continued)

	Number of Shares	Share price	Market Value	Accrued Income	Cost Basis / Unrealized G/L	Est. Ann. Inc. /Yield at Market	% of Account
<i>Consumer ABS (continued)</i>							
Hyundai Auto Receivables Trust 2022-A HART 2022-A A3 2.22% 15 Oct 2026 (CUSIP:448977AD0)	201,644.35	98.5059	198,631.56	198.96	201,636.60 -3,005.04	4,476.50 2.25%	0.28%
Hyundai Auto Receivables Trust 2023-B HART 2023-B A3 5.48% 17 Apr 2028 (CUSIP:44933XAD9)	150,000.00	101.2332	151,849.83	365.33	149,993.49 1,856.34	8,220.00 5.41%	0.21%
Hyundai Auto Receivables Trust 2024-B HART 2024-B A3 4.84% 15 Mar 2029 (CUSIP:44934QAD3)	240,000.00	101.0652	242,556.38	516.27	239,963.78 2,592.60	11,616.00 4.79%	0.34%
John Deere Owner Trust 2022 JDOT 2022-A A3 2.32% 15 Sep 2026 (CUSIP:47787JAC2)	120,742.77	98.5468	118,988.10	124.50	120,716.06 -1,727.96	2,801.23 2.35%	0.17%
John Deere Owner Trust 2023-B JDOT 2023-B A3 5.18% 15 Mar 2028 (CUSIP:477920AC6)	155,000.00	100.681	156,055.50	356.84	154,974.15 1,081.35	8,029.00 5.14%	0.22%
John Deere Owner Trust 2023 JDOT 2023-A A3 5.01% 15 Nov 2027 (CUSIP:47800CAC0)	140,000.00	100.2806	140,392.81	311.73	139,974.49 418.32	7,014.00 5.00%	0.19%
John Deere Owner Trust 2024-B JDOT 2024-B A3 5.2% 15 Mar 2029 (CUSIP:47786WAD2)	245,000.00	102.0385	249,994.20	566.22	244,952.10 5,042.10	12,740.00 5.10%	0.35%
John Deere Owner Trust 2024 JDOT 2024-A A3 4.96% 15 Nov 2028 (CUSIP:47800RAD5)	125,000.00	101.2217	126,527.10	275.56	124,993.00 1,534.10	6,200.00 4.90%	0.18%
Kubota Credit Owner Trust 2023-1 KCOT 2023-1A A3 5.02% 15 Jun 2027 (CUSIP:50117KAC4)	175,000.00	100.3615	175,632.61	390.44	174,972.61 660.00	8,785.00 5.00%	0.24%
Kubota Credit Owner Trust 2023-2 KCOT 2023-2A A3 5.28% 18 Jan 2028 (CUSIP:500945AC4)	130,000.00	101.0662	131,386.06	305.07	129,967.16 1,418.90	6,864.00 5.22%	0.18%

**Portfolio Holdings on August 31, 2024 (continued)**

	Number of Shares	Share price	Market Value	Accrued Income	Cost Basis / Unrealized G/L	Est. Ann. Inc. /Yield at Market	% of Account
<b>Consumer ABS (continued)</b>							
Kubota Credit Owner Trust 2024-2 KCOT 2024-2A A3 5.26% 15 Nov 2028 (CUSIP:50117DAC0)	180,000.00	101.9769	183,558.38	420.80	179,995.68 3,562.70	9,468.00 5.16%	0.25%
Mercedes-Benz Auto Receivables Trust 2022-1 MBART 2022-1 A3 5.21% 16 Aug 2027 (CUSIP:58768PAC8)	528,914.90	100.2062	530,005.26	1,224.73	528,810.29 1,194.97	27,556.47 5.20%	0.73%
Porsche Financial Auto Securitization Trust 2023-1 PFAST 2023-1A A3 4.81% 22 Sep 2028 (CUSIP:73328QAC8)	205,000.00	99.9398	204,876.67	246.51	204,966.26 -89.59	9,860.50 4.81%	0.28%
Toyota Auto Receivables 2022-C Owner Trust TAOT 2022-C A3 3.76% 15 Apr 2027 (CUSIP:89231CAD9)	130,201.91	99.1938	129,152.25	217.58	130,180.16 -1,027.91	4,895.59 3.79%	0.18%
Toyota Auto Receivables 2023-B Owner Trust TAOT 2023-B A3 4.71% 15 Feb 2028 (CUSIP:891941AD8)	240,000.00	100.013	240,031.22	502.40	239,986.58 44.64	11,304.00 4.71%	0.33%
Toyota Auto Receivables 2024-A Owner Trust TAOT 2024-A A3 4.83% 16 Oct 2028 (CUSIP:89238DAD0)	150,000.00	100.6069	150,910.40	322.00	149,969.99 940.41	7,245.00 4.80%	0.21%
Toyota Auto Receivables 2024-C Owner Trust TAOT 2024-C A3 4.88% 15 Mar 2029 (CUSIP:89237QAD2)	280,000.00	101.1913	283,335.50	607.29	279,999.83 3,335.67	13,664.00 4.82%	0.39%
Toyota Auto Receivables 4.63% 15 Sep 2027 (CUSIP:891940AC2)	215,000.00	99.8466	214,670.23	442.42	214,999.89 -329.66	9,954.50 4.64%	0.30%

## Portfolio Holdings on August 31, 2024 (continued)

	Number of Shares	Share price	Market Value	Accrued Income	Cost Basis / Unrealized G/L	Est. Ann. Inc. /Yield at Market	% of Account
<b>Consumer ABS (continued)</b>							
Volkswagen Auto Lease Trust 2022-A VWALT 2022-A A3 3.44% 21 Jul 2025 (CUSIP:92868AAC9)	9,867.68	99.8408	9,851.97	10.37	9,866.90 -14.93	339.45 3.45%	0.01%
Volkswagen Auto Loan Enhanced Trust 2021-1 VALET 2021-1 A3 1.02% 22 Jun 2026 (CUSIP:92868KAC7)	72,161.64	98.6571	71,192.57	22.49	72,158.82 -966.25	736.05 1.03%	0.10%
World Omni Auto Receivables Trust 2024-A WOART 2024-A A3 4.86% 15 Mar 2029 (CUSIP:98164RAD8)	350,000.00	100.928	353,247.97	756.00	349,953.87 3,294.10	17,010.00 4.82%	0.49%
<b>Total Consumer ABS</b>			<b>\$10,844,956.35</b>	<b>\$19,990.31</b>	<b>\$10,823,694.35</b> <b>\$21,262.00</b>	<b>\$475,184.46</b> <b>4.38%</b>	<b>15.04%</b>
<b>Commercial ABS</b>							
CNH Equipment Trust 2021-C CNH 2021-C A3 0.81% 15 Dec 2026 (CUSIP:12598LAC0)	72,589.53	97.8592	71,035.54	26.13	72,581.09 -1,545.55	587.98 0.83%	0.10%
CNH Equipment Trust 4.77% 15 Jun 2029 (CUSIP:18978FAC0)	150,000.00	100.8376	151,256.34	318.00	149,964.56 1,291.78	7,155.00 4.73%	0.21%
<b>Total Commercial ABS</b>			<b>\$222,291.88</b>	<b>\$344.13</b>	<b>\$222,545.65</b> <b>-\$253.77</b>	<b>\$7,742.98</b> <b>3.48%</b>	<b>0.31%</b>
<b>US Credit</b>							
3M Co 2% 14 Feb 2025 (CUSIP:88579YBH3)	300,000.00	98.6206	295,861.91	283.33	311,892.00 -16,030.09	6,000.00 2.03%	0.41%
Adobe Inc 4.85% 04 Apr 2027 (CUSIP:00724PAE9)	215,000.00	101.626	218,495.90	4,257.90	214,892.50 3,603.40	10,427.50 4.77%	0.30%
American Honda Finance 4.9% 12 Mar 2027 (CUSIP:02665WFD8)	230,000.00	101.3976	233,214.46	5,259.33	229,873.50 3,340.96	11,270.00 4.83%	0.32%

**Portfolio Holdings on August 31, 2024 (continued)**

	Number of Shares	Share price	Market Value	Accrued Income	Cost Basis / Unrealized G/L	Est. Ann. Inc. /Yield at Market	% of Account
<i>US Credit (continued)</i>							
American Honda Finance Corp 5.25% 07 Jul 2026 (CUSIP:02665WEK3)	220,000.00	101.4839	223,264.67	1,732.50	219,322.80 3,941.87	11,550.00 5.17%	0.31%
AstraZeneca Finance LLC 4.8 26 Feb 2027 (CUSIP:04636NAK9)	250,000.00	101.367	253,417.50	166.67	249,580.00 3,837.50	12,000.00 4.74%	0.35%
Australia & New Zealand Banking Group Ltd/New York NY 4.75% 18 Jan 2027 (CUSIP:05253JAZ4)	525,000.00	101.078	530,659.50	2,978.65	525,000.00 5,659.50	24,937.50 4.70%	0.74%
BA Credit Card Trust BACCT 2022-A1 A1 3.53% 15 Nov 2027 (CUSIP:05522RDE5)	165,000.00	98.9571	163,279.28	258.87	164,989.70 -1,710.42	5,824.50 3.57%	0.23%
Bank Of Montreal 5.92% 25 Sep 2025 (CUSIP:06368LWT9)	325,000.00	101.248	329,056.00	8,337.33	325,000.00 4,056.00	19,240.00 5.85%	0.46%
Bank of New York Mellon Corp/The Variable 4.89% 21 Jul 2028 (CUSIP:06406RBX4)	465,000.00	101.099	470,110.35	2,463.34	465,000.00 5,110.35	22,738.50 4.84%	0.65%
Bank of Nova Scotia/The 4.75% 02 Feb 2026 (CUSIP:06417XAN1)	500,000.00	100.245	501,225.00	1,913.20	492,345.00 8,880.00	23,750.00 4.74%	0.70%
Banque Fed Cred Mutuel 5.088% 23 Jan 2027 (CUSIP:06675FBC0)	500,000.00	101.276	506,380.00	2,685.34	500,000.00 6,380.00	25,440.00 5.02%	0.70%
BlackRock Funding Inc 4.6% 26 Jul 2027 (CUSIP:09290DAH4)	335,000.00	101.4242	339,770.90	1,498.19	334,989.95 4,780.95	15,410.00 4.54%	0.47%
BMW US Capital LLC 4.9% 02 Apr 2027 (CUSIP:05565ECH6)	540,000.00	101.267	546,841.80	10,951.50	539,357.40 7,484.40	26,460.00 4.84%	0.70%



Portfolio Holdings on August 31, 2024 (continued)

	Number of Shares	Share price	Market Value	Accrued Income	Cost Basis / Unrealized G/L	Est. Ann. Inc. /Yield at Market	% of Account
<i>US Credit (continued)</i>							
BP Cap Markets America 5.017% 17 Nov 2027 (CUSIP:10373QBY5)	395,000.00	102.1665	403,557.56	5,724.96	395,000.00 8,557.56	19,817.15 4.91%	0.56%
BPCE SA 5.203% 18 Jan 2027 (CUSIP:05571AAT2)	250,000.00	101.309	253,272.50	1,553.67	250,255.00 3,017.50	13,007.50 5.14%	0.35%
Brighthouse Fin Gbl Fund 5.55% 09 Apr 2027 (CUSIP:10921U2J6)	310,000.00	101.302	314,036.20	6,690.83	309,907.00 4,129.20	17,205.00 5.48%	0.44%
Bristol-Myers Squibb Co 4.9% 22 Feb 2027 (CUSIP:110122EE4)	105,000.00	101.5933	106,673.01	128.63	104,886.60 1,786.41	5,145.00 4.82%	0.15%
Canadian Imperial Bank of Commerce 5.237% 28 Jun 2027 (CUSIP:13607L8C0)	170,000.00	102.17	173,689.00	1,558.01	170,000.00 3,689.00	8,902.90 5.13%	0.24%
Canadian Imperial Bank of Commerce 5.926% 02 Oct 2026 (CUSIP:13607LWT6)	275,000.00	102.809	282,724.75	6,744.94	275,000.00 7,724.75	16,296.50 5.76%	0.39%
Caterpillar Financial Services Corp 4.8% 06 Jan 2026 (CUSIP:14913R3B1)	500,000.00	100.5084	502,542.15	3,666.67	499,875.00 2,667.15	24,000.00 4.78%	0.70%
Cisco Systems Inc 4.8% 26 Feb 2027 (CUSIP:17275RBQ4)	325,000.00	101.62	330,265.00	216.67	324,577.50 5,687.50	15,600.00 4.72%	0.46%
Citibank NA 5.438% 30 Apr 2026 (CUSIP:17325FBF4)	255,000.00	101.45	258,697.50	4,660.82	255,000.00 3,697.50	13,866.90 5.36%	0.36%
Citibank NA 5.864% 29 Sep 2025 (CUSIP:17325FBA5)	255,000.00	101.272	258,243.60	6,313.57	255,000.00 3,243.60	14,953.20 5.79%	0.36%
Cooperatieve Rabobank UA/NY 4.333% 28 Aug 2026 (CUSIP:21688ABF8)	520,000.00	100.006	520,031.20	187.76	520,000.00 31.20	22,531.60 4.33%	0.72%

Portfolio Holdings on August 31, 2024 (continued)

	Number of Shares	Share price	Market Value	Accrued Income	Cost Basis / Unrealized G/L	Est. Ann. Inc. /Yield at Market	% of Account
<i>US Credit (continued)</i>							
Credit Agricole SA 5.134% 11 Mar 2027 (CUSIP:22534PAH6)	515,000.00	101.615	523,317.25	12,485.60	515,000.00 8,317.25	26,440.10 5.05%	0.73%
Diageo Capital PLC 5.375% 05 Oct 2026 (CUSIP:25243YBK4)	315,000.00	101.8816	320,926.91	6,866.56	314,146.35 6,780.56	16,931.25 5.28%	0.45%
Eli Lilly & Co 4.5% 09 Feb 2027 (CUSIP:532457CJ5)	335,000.00	100.8912	337,985.65	921.25	334,822.45 3,163.20	15,075.00 4.46%	0.47%
Goldman Sachs Bank USA/New York NY Variable 5.414% 21 May 2027 (CUSIP:38151LAG5)	415,000.00	101.128	419,681.20	6,241.14	415,000.00 4,681.20	22,468.10 5.35%	0.58%
Home Depot Inc/The 4.95% 30 Sep 2026 (CUSIP:437076CV2)	115,000.00	101.45	116,667.50	2,387.69	114,748.15 1,919.35	5,692.50 4.88%	0.16%
Honeywell International 4.65% 30 Jul 2027 (CUSIP:438516CX2)	310,000.00	101.326	314,110.60	1,201.25	309,990.70 4,119.90	14,415.00 4.59%	0.44%
Hormel Foods Corp 4.8% 30 Mar 2027 (CUSIP:440452AK6)	170,000.00	101.3557	172,304.67	3,921.33	169,835.10 2,469.57	8,160.00 4.74%	0.24%
John Deere Capital Corp 4.85% 05 Mar 2027 (CUSIP:24422EXM6)	420,000.00	101.5109	426,345.70	9,845.50	419,609.40 6,736.30	20,370.00 4.78%	0.59%
JPMorgan Chase & Co Variable 4.08% 26 Apr 2026 (CUSIP:46647PCZ7)	350,000.00	99.321	347,623.50	4,958.33	350,000.00 -2,376.50	14,280.00 4.11%	0.48%
JPMorgan Chase & Co Variable 4.979% 22 Jul 2028 (CUSIP:46647PEL6)	340,000.00	101.278	344,345.20	1,833.93	340,000.00 4,345.20	16,928.60 4.92%	0.48%
Linde Inc 4.7% 05 Dec 2025 (CUSIP:53522KAB9)	505,000.00	100.1852	505,935.36	5,670.03	504,454.60 1,480.76	23,735.00 4.69%	0.70%

Portfolio Holdings on August 31, 2024 (continued)

	Number of Shares	Share price	Market Value	Accrued Income	Cost Basis / Unrealized G/L	Est. Ann. Inc. /Yield at Market	% of Account
<i>US Credit (continued)</i>							
MassMutual Global Funding II 5.1% 09 Apr 2027 (CUSIP:57629W4S6)	515,000.00	102.183	526,242.45	10,360.09	514,845.50 11,396.95	26,265.00 4.99%	0.73%
Mercedes-Benz Finance North America LLC 4.8% 11 Jan 2027 (CUSIP:58769JAK0)	250,000.00	101.005	252,512.50	1,666.67	249,745.00 2,767.50	12,000.00 4.75%	0.35%
Mercedes-Benz Finance North America LLC 5.2% 03 Aug 2026 (CUSIP:58769JAK3)	275,000.00	101.318	278,624.50	1,112.22	273,174.00 5,450.50	14,300.00 5.13%	0.39%
Metropolitan Life Global Funding I 5.05% 11 Jun 2027 (CUSIP:592179KL8)	375,000.00	102.147	383,051.25	4,208.33	374,535.00 8,516.25	18,937.50 4.94%	0.53%
Morgan Stanley 3.125% 27 Jul 2026 (CUSIP:61761J3R8)	200,000.00	97.4877	194,975.33	590.28	187,874.00 7,101.33	6,250.00 3.21%	0.27%
Morgan Stanley 4% 23 Jul 2025 (CUSIP:6174468C6)	235,000.00	99.3312	233,428.25	992.22	236,095.10 -2,666.85	9,400.00 4.03%	0.32%
Morgan Stanley Variable 5.652% 13 Apr 2028 (CUSIP:61747YFP5)	90,000.00	102.651	92,385.90	1,865.16	90,000.00 2,385.90	5,086.80 5.51%	0.13%
National Australia Bank Ltd/New York 4.966% 12 Jan 2026 (CUSIP:63253QAA2)	450,000.00	100.664	452,988.00	3,041.68	450,000.00 2,988.00	22,347.00 4.93%	0.63%
National Rural Util Coop 4.8% 05 Feb 2027 (CUSIP:63743HFM9)	510,000.00	101.218	516,211.80	1,768.00	509,847.00 6,364.80	24,480.00 4.74%	0.72%
New York Life Global Fdg 5.45% 18 Sep 2026 (CUSIP:64953BBF4)	500,000.00	102.094	510,470.00	12,338.20	499,905.00 10,565.00	27,250.00 5.34%	0.71%
Northwestern Mutual GLBL 5.07% 25 Mar 2027 (CUSIP:66815L2R9)	175,000.00	102.158	178,776.50	3,844.75	174,980.75 3,795.75	8,872.50 4.96%	0.25%

Portfolio Holdings on August 31, 2024 (continued)

	Number of Shares	Share price	Market Value	Accrued Income	Cost Basis / Unrealized G/L	Est. Ann. Inc. /Yield at Market	% of Account
<i>US Credit (continued)</i>							
PACCAR Financial Corp 5.2% 09 Nov 2026 (CUSIP:69371RS72)	190,000.00	101.9243	193,656.23	3,073.78	189,853.70 3,802.53	9,880.00 5.10%	0.27%
Pacific Life Global Fdg li Med 144a Nt 5.5 28 Aug 2026 (CUSIP:6944PL2W8)	90,000.00	101.857	91,671.30	41.25	89,968.50 1,702.80	4,950.00 5.40%	0.13%
PepsiCo Inc 5.125% 10 Nov 2026 (CUSIP:713448FW3)	145,000.00	101.963	147,846.35	2,291.30	144,960.85 2,885.50	7,431.25 5.03%	0.21%
PNC Financial Services 5.671% 28 Oct 2025 (CUSIP:693475BH7)	160,000.00	100.012	160,019.20	3,100.15	160,000.00 19.20	9,073.60 5.67%	0.22%
PNC Financial Services Group Inc/The Variable 4.758% 26 Jan 2027 (CUSIP:693475BL8)	35,000.00	99.855	34,949.25	161.90	35,000.00 -50.75	1,665.30 4.76%	0.05%
Pricoa Global Funding I 4.2% 28 Aug 2025 (CUSIP:74153WCR8)	155,000.00	99.502	154,228.10	54.25	154,905.45 -677.35	6,510.00 4.22%	0.21%
Pricoa Global Funding I 4.4% 27 Aug 2027 (CUSIP:74153WCU1)	250,000.00	100.191	250,477.50	122.22	250,765.00 -287.50	11,000.00 4.39%	0.35%
Principal Life Global Funding II 4.6% 19 Aug 2027 (CUSIP:74256LFA2)	65,000.00	100.479	65,311.35	99.67	64,949.30 362.05	2,990.00 4.58%	0.09%
Principal Life Global Funding II 5% 16 Jan 2027 (CUSIP:74256LEX3)	225,000.00	101.318	227,965.50	1,406.25	225,218.25 2,747.25	11,250.00 4.93%	0.32%
Protective Life Global 4.992% 12 Jan 2027 (CUSIP:74368CBX1)	370,000.00	101.227	374,539.90	2,514.03	370,000.00 4,539.90	18,470.40 4.93%	0.52%

**Portfolio Holdings on August 31, 2024 (continued)**

	Number of Shares	Share price	Market Value	Accrued Income	Cost Basis / Unrealized G/L	Est. Ann. Inc. /Yield at Market	% of Account
<i>US Credit (continued)</i>							
Protective Life Global 5.366% 06 Jan 2026 (CUSIP:74368CBQ6)	150,000.00	100.892	151,338.00	1,229.71	150,000.00 1,338.00	8,049.00 5.32%	0.21%
Roche Holdings Inc 5.265% 13 Nov 2026 (CUSIP:771196CE0)	470,000.00	102.083	479,790.10	7,423.65	470,000.00 9,790.10	24,745.50 5.16%	0.67%
Royal Bank of Canada 5.2% 20 Jul 2026 (CUSIP:78016FZZ0)	500,000.00	101.455	507,275.00	2,961.11	497,720.00 9,555.00	26,000.00 5.13%	0.70%
State Street Corp 4.993% 18 Mar 2027 (CUSIP:857477CL5)	210,000.00	101.5873	213,333.27	4,747.51	210,000.00 3,333.27	10,485.30 4.91%	0.30%
State Street Corp 5.272% 03 Aug 2026 (CUSIP:857477CD3)	380,000.00	101.5589	385,923.97	1,558.17	380,000.00 5,923.97	20,033.60 5.19%	0.54%
State Street Corp Variable 1.746% 06 Feb 2026 (CUSIP:857477BR3)	155,000.00	98.465	152,620.75	187.94	155,000.00 -2,379.25	2,706.30 1.77%	0.21%
State Street Corp Variable 5.751% 04 Nov 2026 (CUSIP:857477BX0)	100,000.00	101.071	101,071.00	1,869.08	100,000.00 1,071.00	5,751.00 5.69%	0.14%
Sumitomo Mitsui Trust Bank Ltd 5.65% 14 Sep 2026 (CUSIP:86563VBK4)	275,000.00	102.047	280,629.25	7,207.67	274,956.00 5,673.25	15,537.50 5.54%	0.39%
Svenska Handelsbanken AB 5.125% 28 May 2027 (CUSIP:86959LAQ6)	280,000.00	102.145	286,006.00	3,707.08	279,708.80 6,297.20	14,350.00 5.02%	0.40%
Texas Instruments Inc 4.6% 08 Feb 2027 (CUSIP:882508CE2)	325,000.00	101.065	328,461.25	955.14	324,792.00 3,669.25	14,950.00 4.55%	0.46%
Toronto-Dominion Bank/The 5.532% 17 Jul 2026 (CUSIP:89115A2S0)	500,000.00	101.862	509,310.00	3,380.67	501,435.00 7,875.00	27,660.00 5.43%	0.71%

## Portfolio Holdings on August 31, 2024 (continued)

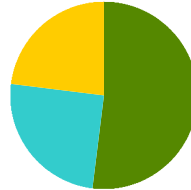
	Number of Shares	Share price	Market Value	Accrued Income	Cost Basis / Unrealized G/L	Est. Ann. Inc. /Yield at Market	% of Account
<i>US Credit (continued)</i>							
Toyota Motor Credit Corp 4.55% 07 Aug 2026 (CUSIP:89236TMJ1)	245,000.00	100.3834	245,939.31	681.24	245,035.10 904.21	11,147.50 4.53%	0.34%
Toyota Motor Credit Corp 5% 14 Aug 2026 (CUSIP:89236TKX2)	275,000.00	101.2871	278,539.47	649.31	274,667.25 3,872.22	13,750.00 4.94%	0.39%
Unitedhealth Group Inc 4.6% 15 Apr 2027 (CUSIP:91324PEY4)	530,000.00	101.1634	536,166.13	10,835.55	526,305.90 9,860.23	24,380.00 4.55%	0.74%
Wells Fargo Bank NA 4.811% 15 Jan 2026 (CUSIP:94988J6H5)	520,000.00	100.358	521,861.60	3,196.64	520,000.00 1,861.60	25,017.20 4.79%	0.72%
Wells Fargo Bank NA 5.254% 11 Dec 2026 (CUSIP:94988J6F9)	370,000.00	101.937	377,166.90	4,319.87	370,000.00 7,166.90	19,439.43 5.15%	0.52%
Westpac New Zealand Ltd 5.132% 26 Feb 2027 (CUSIP:96122FAB3)	250,000.00	101.596	253,990.00	178.20	250,000.00 3,990.00	12,830.00 5.05%	0.35%
<b>Total US Credit</b>			<b>\$22,774,306.44</b>	<b>\$246,306.23</b>	<b>\$22,495,593.15</b> <b>\$278,713.29</b>	<b>\$1,106,110.98</b> <b>4.86%</b>	<b>31.58%</b>
<b>Total Fixed Income</b>			<b>\$71,472,550.45</b>	<b>\$569,931.59</b>	<b>\$70,949,906.78</b> <b>\$522,643.67</b>	<b>\$3,123,331.06</b> <b>4.37%</b>	<b>99.11%</b>
<b>Total For Your Portfolio</b>			<b>\$72,113,761.89</b>	<b>\$571,165.37</b>	<b>\$71,591,118.22</b> <b>\$522,643.67</b>	<b>\$3,127,049.81</b> <b>4.34%</b>	<b>100.00%</b>



Purchases

Summary

	Cost	Percent
■ US Government	2,407,781.25	52%
■ Cash Equivalents	1,184,892.20	25%
■ US Credit	1,080,749.40	23%
<b>Total of Your Portfolio</b>	<b>\$4,673,422.85</b>	<b>100%</b>



Details

Trade Date	Settlement Date	Transaction Description	Principal Amount	Income Amount	Cost	Accrued Income
<b>CITY OF DORAL - GENERAL FUND</b>						
<b>Purchases</b>						
<i>Fixed Income</i>						
<i>US Government</i>						
August 1, 2024		Purchase 2,400,000.00 Par Value of United States	-2,407,781.25		2,407,781.25	-48,750.00
August 2, 2024		Treasury Note/Bond 4.375% 15 Aug 2026 @ 100.32% Paid Accrued Interest of \$48,750.00, CUSIP 91282CHU8				
<b>Total US Government</b>			<b>-\$2,407,781.25</b>	<b>\$0.00</b>	<b>\$2,407,781.25</b>	<b>-\$48,750.00</b>
<i>US Credit</i>						
August 6, 2024		Purchase 75,000.00 Par Value of Toyota Motor	-74,953.50		74,953.50	
August 9, 2024		Credit Corp 4.55% 07 Aug 2026 @ 99.94%, CUSIP 89236TMJ1				
August 7, 2024		Purchase 170,000.00 Par Value of Toyota Motor	-170,081.60		170,081.60	
August 9, 2024		Credit Corp 4.55% 07 Aug 2026 @ 100.05%, CUSIP 89236TMJ1				
August 12, 2024		Purchase 65,000.00 Par Value of Principal Life	-64,949.30		64,949.30	
August 19, 2024		Global Funding II 4.6% 19 Aug 2027 @ 99.92%, CUSIP 74256LFA2				

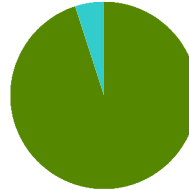
**Purchases (continued)**

Trade Date Settlement Date	Transaction Description	Principal Amount	Income Amount	Cost	Accrued Income
<i>US Credit (continued)</i>					
August 21, 2024 August 28, 2024	Purchase 520,000.00 Par Value of Cooperatieve Rabobank UA/NY 4.333% 28 Aug 2026 @ 100.00%, CUSIP 21688ABF8	-520,000.00		520,000.00	
August 26, 2024 August 27, 2024	Purchase 250,000.00 Par Value of Pricoa Global Funding I 4.4% 27 Aug 2027 @ 100.31%, CUSIP 74153WCU1	-250,765.00		250,765.00	
<b>Total US Credit</b>		<b>-\$1,080,749.40</b>	<b>\$0.00</b>	<b>\$1,080,749.40</b>	<b>\$0.00</b>
<b>Total Fixed Income</b>		<b>-\$3,488,530.65</b>	<b>\$0.00</b>	<b>\$3,488,530.65</b>	<b>-\$48,750.00</b>
<b>Total Purchases</b>		<b>-\$3,488,530.65</b>	<b>\$0.00</b>	<b>\$3,488,530.65</b>	<b>-\$48,750.00</b>
<b>Cash Sweep Activity</b>					
<i>Cash and Equivalents</i>					
<i>Cash Equivalents</i>					
August 31, 2024 August 31, 2024	Sweep purchases totaling 930,361.97 units of Fidelity Government Portfolio for CITY OF DORAL - GENERAL FUND - Capital (21 Transactions), CUSIP 316175108	-930,361.97		930,361.97	
August 31, 2024 August 31, 2024	Sweep purchases totaling 254,530.23 units of Fidelity Government Portfolio for CITY OF DORAL - GENERAL FUND - Income (14 Transactions), CUSIP 316175108		-254,530.23	254,530.23	
<b>Total Cash Equivalents</b>		<b>-\$930,361.97</b>	<b>-\$254,530.23</b>	<b>\$1,184,892.20</b>	<b>\$0.00</b>
<b>Total Cash and Equivalents</b>		<b>-\$930,361.97</b>	<b>-\$254,530.23</b>	<b>\$1,184,892.20</b>	<b>\$0.00</b>
<b>Total Cash Sweep Activity</b>		<b>-\$930,361.97</b>	<b>-\$254,530.23</b>	<b>\$1,184,892.20</b>	<b>\$0.00</b>
<b>Total</b> [REDACTED] <b>CITY OF DORAL - GENERAL FUND</b>		<b>-\$4,418,892.62</b>	<b>-\$254,530.23</b>	<b>\$4,673,422.85</b>	<b>-\$48,750.00</b>

## Realized Gains and Losses

### Summary

	Realized G/L	Percent
US Government	5,728.65	95%
CMBS	272.72	5%
Commercial ABS	1.18	0%
Cash Equivalents	0.00	0.00
CMO	-689.46	0.00
Agency MBS	-823.75	0.00
Consumer ABS	-5,970.52	0.00
US Credit	-9,962.10	0.00
<b>Total of Your Portfolio</b>	<b>-\$11,443.28</b>	<b>100%</b>



### Details

Trade Date	Transaction Description	Principal Amount	Income Amount	Cost	Accrued Income	Realized G/L
<b>CITY OF DORAL - GENERAL FUND</b>						
<b>Corporate Actions/Income</b>						
<i>Fixed Income</i>						
<i>Agency MBS</i>						
August 15, 2024	Principal Payment of 1 USD	1,091.91				0.00
August 15, 2024	on 1,100,620.00 Par Value for Ginnie Mae I Pool GN 662584 6.5% 15 Sep 2037 Due On 08/15/24 With Ex Date 08/01/24, CUSIP 36294XCV6					
August 15, 2024	Principal Payment of 1,091.91 Current Face on	0.00		-1,091.91		0.00
August 15, 2024	1,100,620.00 Par Value for Ginnie Mae I Pool GN 662584					

Realized Gains and Losses (continued)

Trade Date Settlement Date	Transaction Description	Principal Amount	Income Amount	Cost	Accrued Income	Realized G/L
<i>Agency MBS (continued)</i>						
August 15, 2024 August 15, 2024	6.5% 15 Sep 2037 Due On 08/15/24 With Ex Date 08/01/24, CUSIP 36294XCV6  Principal Payment of 1 USD on 4,000,000.00 Par Value for Ginnie Mae I Pool GN 668892 7.5% 15 Jun 2037 Due On 08/15/24 With Ex Date 08/01/24, CUSIP 36295FC51	289.64				0.00
August 15, 2024 August 15, 2024	Principal Payment of 1 USD on 744,857.00 Par Value for Ginnie Mae I Pool GN 677536 6.5% 15 Nov 2037 Due On 08/15/24 With Ex Date 08/01/24, CUSIP 36295QV56	17.59				0.00
August 15, 2024 August 15, 2024	Principal Payment of 289.64 Current Face on 4,000,000.00 Par Value for Ginnie Mae I Pool GN 668892 7.5% 15 Jun 2037 Due On 08/15/24 With Ex Date 08/01/24, CUSIP 36295FC51	0.00		-289.64		0.00
August 15, 2024 August 15, 2024	Principal Payment of 17.59 Current Face on 744,857.00 Par Value for Ginnie Mae I Pool GN 677536 6.5% 15 Nov 2037 Due On 08/15/24 With Ex Date 08/01/24, CUSIP 36295QV56	0.00		-17.59		0.00
August 20, 2024 August 20, 2024	Principal Payment of 1 USD on 1,014,019.00 Par Value for Ginnie Mae II Pool G2 4117 7% 20 Apr 2038 Due On 08/20/24 With Ex Date 08/01/24, CUSIP 36202ESE0	106.63				0.00

Realized Gains and Losses (continued)

Trade Date Settlement Date	Transaction Description	Principal Amount	Income Amount	Cost	Accrued Income	Realized G/L
<i>Agency MBS (continued)</i>						
August 20, 2024 August 20, 2024	Principal Payment of 1 USD on 1,200,000.00 Par Value for Ginnie Mae II Pool G2 4262 7% 20 Oct 2038 Due On 08/20/24 With Ex Date 08/01/24, CUSIP 36202EWX3	18.11				0.00
August 20, 2024 August 20, 2024	Principal Payment of 106.63 Current Face on 1,014,019.00 Par Value for Ginnie Mae II Pool G2 4117 7% 20 Apr 2038 Due On 08/20/24 With Ex Date 08/01/24, CUSIP 36202ESEO	0.00		-106.63		0.00
August 20, 2024 August 20, 2024	Principal Payment of 18.11 Current Face on 1,200,000.00 Par Value for Ginnie Mae II Pool G2 4262 7% 20 Oct 2038 Due On 08/20/24 With Ex Date 08/01/24, CUSIP 36202EWX3	0.00		-18.11		0.00
August 26, 2024 August 26, 2024	Principal Payment of 1 USD on 800,000.00 Par Value for Fannie Mae Pool FN FM4174 3% 01 Nov 2032 Due On 08/26/24 With Ex Date 08/01/24, CUSIP 3140X7T82	7,634.02				0.00
August 26, 2024 August 26, 2024	Principal Payment of 1 USD on 714,764.00 Par Value for Fannie Mae Pool FN 899203 6.5% 01 Oct 2036 Due On 08/26/24 With Ex Date 08/01/24, CUSIP 31410WAC2	52.24				0.00
August 26, 2024 August 26, 2024	Principal Payment of 1 USD on 246,688.00 Par Value for Fannie Mae Pool FN 946318	1.47				0.00

**Realized Gains and Losses (continued)**

Trade Date Settlement Date	Transaction Description	Principal Amount	Income Amount	Cost	Accrued Income	Realized G/L
<i>Agency MBS (continued)</i>						
August 26, 2024 August 26, 2024	6.5% 01 Sep 2037 Due On 08/26/24 With Ex Date 08/01/24, CUSIP 31413HYP7					
August 26, 2024 August 26, 2024	Principal Payment of 1 USD on 1,015,317.00 Par Value for Fannie Mae Pool FN 899273 6.5% 01 Nov 2036 Due On 08/26/24 With Ex Date 08/01/24, CUSIP 31410WCJ5	54.05				0.00
August 26, 2024 August 26, 2024	Principal Payment of 1 USD on 64,611.00 Par Value for Fannie Mae Pool FN 885671 6.5% 01 Oct 2036 Due On 08/26/24 With Ex Date 08/01/24, CUSIP 31410C6G2	5.08				0.00
August 26, 2024 August 26, 2024	Principal Payment of 1 USD on 450,000.00 Par Value for Fannie Mae Pool FN FM5616 3% 01 Dec 2034 Due On 08/26/24 With Ex Date 08/01/24, CUSIP 3140X9G25	3,294.46				0.00
August 26, 2024 August 26, 2024	Principal Payment of 1 USD on 217,710.00 Par Value for Fannie Mae Pool FN 956412 6.5% 01 Nov 2037 Due On 08/26/24 With Ex Date 08/01/24, CUSIP 31413VAM9	15.59				0.00
August 26, 2024 August 26, 2024	Principal Payment of 7,634.02 Current Face on 800,000.00 Par Value for Fannie Mae Pool FN FM4174 3% 01 Nov 2032 Due On 08/26/24 With Ex Date 08/01/24, CUSIP 3140X7T82	0.00		-8,095.64		-461.62



Realized Gains and Losses (continued)

Trade Date Settlement Date	Transaction Description	Principal Amount	Income Amount	Cost	Accrued Income	Realized G/L
<i>Agency MBS (continued)</i>						
August 26, 2024	Principal Payment of 52.24	0.00		-52.24		0.00
August 26, 2024	Current Face on 714,764.00 Par Value for Fannie Mae Pool FN 899203 6.5% 01 Oct 2036 Due On 08/26/24 With Ex Date 08/01/24, CUSIP 31410WAC2					
August 26, 2024	Principal Payment of 1.47	0.00		-1.47		0.00
August 26, 2024	Current Face on 246,688.00 Par Value for Fannie Mae Pool FN 946318 6.5% 01 Sep 2037 Due On 08/26/24 With Ex Date 08/01/24, CUSIP 31413HYP7					
August 26, 2024	Principal Payment of 54.05	0.00		-54.05		0.00
August 26, 2024	Current Face on 1,015,317.00 Par Value for Fannie Mae Pool FN 899273 6.5% 01 Nov 2036 Due On 08/26/24 With Ex Date 08/01/24, CUSIP 31410WCJ5					
August 26, 2024	Principal Payment of 5.08	0.00		-5.08		0.00
August 26, 2024	Current Face on 64,611.00 Par Value for Fannie Mae Pool FN 885671 6.5% 01 Oct 2036 Due On 08/26/24 With Ex Date 08/01/24, CUSIP 31410C6G2					
August 26, 2024	Principal Payment of	0.00		-3,484.41		-189.95
August 26, 2024	3,294.46 Current Face on 450,000.00 Par Value for Fannie Mae Pool FN FM5616 3% 01 Dec 2034 Due On 08/26/24 With Ex Date 08/01/24, CUSIP 3140X9G25					

**Realized Gains and Losses (continued)**

Trade Date Settlement Date	Transaction Description	Principal Amount	Income Amount	Cost	Accrued Income	Realized G/L
<i>Agency MBS (continued)</i>						
August 26, 2024	Principal Payment of 15.59	0.00		-15.59		0.00
August 26, 2024	Current Face on 217,710.00 Par Value for Fannie Mae Pool FN 956412 6.5% 01 Nov 2037 Due On 08/26/24 With Ex Date 08/01/24, CUSIP 31413VAM9					
August 26, 2024	Principal Payment of 1 USD	2,623.74				0.00
August 26, 2024	on 475,000.00 Par Value for Fannie Mae Pool FN BM4614 3% 01 Mar 2033 Due On 08/26/24 With Ex Date 08/01/24, CUSIP 3140J9DU2					
August 26, 2024	Principal Payment of	0.00		-2,795.92		-172.18
August 26, 2024	2,623.74 Current Face on 475,000.00 Par Value for Fannie Mae Pool FN BM4614 3% 01 Mar 2033 Due On 08/26/24 With Ex Date 08/01/24, CUSIP 3140J9DU2					
<b>Total Agency MBS</b>		<b>\$15,204.53</b>	<b>\$0.00</b>	<b>-\$16,028.28</b>	<b>\$0.00</b>	<b>-\$823.75</b>
<i>CMO</i>						
August 15, 2024	Principal Payment of 1 USD	1,121.39				0.00
August 15, 2024	on 1,700,000.00 Par Value for Freddie Mac REMICS FHR 3842 PH 4% 15 Apr 2041 Due On 08/15/24 With Ex Date 08/01/24, CUSIP 3137A9QP4					
August 15, 2024	Principal Payment of	0.00		-1,202.95		-81.56
August 15, 2024	1,121.39 Current Face on 1,700,000.00 Par Value for Freddie Mac REMICS FHR 3842 PH 4% 15 Apr 2041 Due On 08/15/24 With Ex					

Realized Gains and Losses (continued)

Trade Date Settlement Date	Transaction Description	Principal Amount	Income Amount	Cost	Accrued Income	Realized G/L
<i>CMO (continued)</i>						
	Date 08/01/24, CUSIP 3137A9QP4					
August 20, 2024 August 20, 2024	Principal Payment of 1 USD on 1,225,000.00 Par Value for Government National Mortgage Association GNR 2014-H19 HA 3% 20 Sep 2064 Due On 08/20/24 With Ex Date 08/01/24, CUSIP 38375UPV6	8,781.98				0.00
August 20, 2024 August 20, 2024	Principal Payment of 1 USD on 1,000,000.00 Par Value for Government National Mortgage Association GNR 2008-82 A 6% 20 Sep 2038 Due On 08/20/24 With Ex Date 08/01/24, CUSIP 38375YEK4	311.32				0.00
August 20, 2024 August 20, 2024	Principal Payment of 1 USD on 1,200,000.00 Par Value for Government National Mortgage Association GNR 2019-H12 JA 2.5% 20 Jul 2069 Due On 08/20/24 With Ex Date 08/01/24, CUSIP 38380LXE8	7,761.64				0.00
August 20, 2024 August 20, 2024	Principal Payment of 8,781.98 Current Face on 1,225,000.00 Par Value for Government National Mortgage Association GNR 2014-H19 HA 3% 20 Sep 2064 Due On 08/20/24 With Ex Date 08/01/24, CUSIP 38375UPV6	0.00		-9,323.73		-541.75
August 20, 2024 August 20, 2024	Principal Payment of 311.32 Current Face on 1,000,000.00	0.00		-311.32		0.00

**Realized Gains and Losses (continued)**

Trade Date Settlement Date	Transaction Description	Principal Amount	Income Amount	Cost	Accrued Income	Realized G/L
<i>CMO (continued)</i>						
	Par Value for Government National Mortgage Association GNR 2008-82 A 6% 20 Sep 2038 Due On 08/20/24 With Ex Date 08/01/24, CUSIP 38375YEK4					
August 20, 2024 August 20, 2024	Principal Payment of 7,761.64 Current Face on 1,200,000.00 Par Value for Government National Mortgage Association GNR 2019-H12 JA 2.5% 20 Jul 2069 Due On 08/20/24 With Ex Date 08/01/24, CUSIP 38380LXE8	0.00		-7,802.57		-40.93
August 20, 2024 August 20, 2024	Principal Payment of 1 USD on 1,200,000.00 Par Value for Government National Mortgage Association GNR 2020-H02 DA 2.25% 20 Dec 2069 Due On 08/20/24 With Ex Date 08/01/24, CUSIP 38380LV67	5,816.65				0.00
August 20, 2024 August 20, 2024	Principal Payment of 5,816.65 Current Face on 1,200,000.00 Par Value for Government National Mortgage Association GNR 2020-H02 DA 2.25% 20 Dec 2069 Due On 08/20/24 With Ex Date 08/01/24, CUSIP 38380LV67	0.00		-5,841.87		-25.22
<b>Total CMO</b>		<b>\$23,792.98</b>	<b>\$0.00</b>	<b>-\$24,482.44</b>	<b>\$0.00</b>	<b>-\$689.46</b>
<i>CMBS</i>						
August 15, 2024 August 15, 2024	Principal Payment of 1 USD on 165,000.00 Par Value for CarMax Auto Owner Trust	6,183.58				0.00

Realized Gains and Losses (continued)

Trade Date Settlement Date	Transaction Description	Principal Amount	Income Amount	Cost	Accrued Income	Realized G/L
<i>CMBS (continued)</i>						
August 15, 2024 August 15, 2024	2021-4 CARMX 2021-4 A3 0.56% 15 Sep 2026 Due On 08/15/24 With Ex Date 08/15/24, CUSIP 14317JAD9	8,088.45				0.00
August 15, 2024 August 15, 2024	Principal Payment of 1 USD on 175,000.00 Par Value for Ford Credit Auto Owner Trust 2022-A FORDO 2022-A A3 1.29% 15 Jun 2026 Due On 08/15/24 With Ex Date 08/15/24, CUSIP 345286AC2	19,217.68				0.00
August 15, 2024 August 15, 2024	Principal Payment of 1 USD on 400,000.00 Par Value for John Deere Owner Trust 2022-C JDOT 2022-C A3 5.09% 15 Jun 2027 Due On 08/15/24 With Ex Date 08/15/24, CUSIP 47800BAC2	22,985.73				0.00
August 15, 2024 August 15, 2024	Principal Payment of 1 USD on 290,000.00 Par Value for Daimler Trucks Retail Trust 2022-1 DTRT 2022-1 A3 5.23% 17 Feb 2026 Due On 08/15/24 With Ex Date 08/15/24, CUSIP 233869AC0	14,907.11				0.00
August 15, 2024 August 15, 2024	Principal Payment of 1 USD on 270,000.00 Par Value for Kubota Credit Owner Trust 2022-1 KCOT 2022-1A A3 2.67% 15 Oct 2026 Due On 08/15/24 With Ex Date 08/15/24, CUSIP 50117EAC8	9,566.51				0.00
August 15, 2024 August 15, 2024	Principal Payment of 1 USD on 185,000.00 Par Value for Kubota Credit Owner Trust 2021-2 KCOT 2021-2A A3					0.00

**Realized Gains and Losses (continued)**

Trade Date Settlement Date	Transaction Description	Principal Amount	Income Amount	Cost	Accrued Income	Realized G/L
<i>CMBS (continued)</i>						
	0.56% 17 Nov 2025 Due On 08/15/24 With Ex Date 08/15/24, CUSIP 50117XAE2					
August 15, 2024 August 15, 2024	Principal Payment of 6,183.58 Current Face on 165,000.00 Par Value for CarMax Auto Owner Trust 2021-4 CARMX 2021-4 A3 0.56% 15 Sep 2026 Due On 08/15/24 With Ex Date 08/15/24, CUSIP 14317JAD9	0.00		-6,182.87		0.71
August 15, 2024 August 15, 2024	Principal Payment of 8,088.45 Current Face on 175,000.00 Par Value for Ford Credit Auto Owner Trust 2022-A FORDO 2022-A A3 1.29% 15 Jun 2026 Due On 08/15/24 With Ex Date 08/15/24, CUSIP 345286AC2	0.00		-8,087.49		0.96
August 15, 2024 August 15, 2024	Principal Payment of 19,217.68 Current Face on 400,000.00 Par Value for John Deere Owner Trust 2022-C JDOT 2022-C A3 5.09% 15 Jun 2027 Due On 08/15/24 With Ex Date 08/15/24, CUSIP 47800BAC2	0.00		-19,216.19		1.49
August 15, 2024 August 15, 2024	Principal Payment of 22,985.73 Current Face on 290,000.00 Par Value for Daimler Trucks Retail Trust 2022-1 DTRT 2022-1 A3 5.23% 17 Feb 2026 Due On 08/15/24 With Ex Date 08/15/24, CUSIP 233869AC0	0.00		-22,984.20		1.53



Realized Gains and Losses (continued)

Trade Date Settlement Date	Transaction Description	Principal Amount	Income Amount	Cost	Accrued Income	Realized G/L
<i>CMBS (continued)</i>						
August 15, 2024 August 15, 2024	Principal Payment of 14,907.11 Current Face on 270,000.00 Par Value for Kubota Credit Owner Trust 2022-1 KCOT 2022-1A A3 2.67% 15 Oct 2026 Due On 08/15/24 With Ex Date 08/15/24, CUSIP 50117EAC8	0.00		-14,904.98		2.13
August 15, 2024 August 15, 2024	Principal Payment of 9,566.51 Current Face on 185,000.00 Par Value for Kubota Credit Owner Trust 2021-2 KCOT 2021-2A A3 0.56% 17 Nov 2025 Due On 08/15/24 With Ex Date 08/15/24, CUSIP 50117XAE2	0.00		-9,566.15		0.36
August 16, 2024 August 16, 2024	Principal Payment of 1 USD on 170,000.00 Par Value for GM Financial Consumer Automobile Receivables Trust 2022-2 GMCAR 2022-2 A3 3.1% 16 Feb 2027 Due On 08/16/24 With Ex Date 08/16/24, CUSIP 362585AC5	8,698.27				0.00
August 16, 2024 August 16, 2024	Principal Payment of 1 USD on 150,000.00 Par Value for GM Financial Consumer Automobile Receivables Trust 2022-1 GMCAR 2022-1 A3 1.26% 16 Nov 2026 Due On 08/16/24 With Ex Date 08/16/24, CUSIP 380146AC4	7,044.28				0.00
August 16, 2024 August 16, 2024	Principal Payment of 8,698.27 Current Face on 170,000.00 Par Value for GM Financial Consumer	0.00		-8,696.45		1.82

Realized Gains and Losses (continued)

Trade Date Settlement Date	Transaction Description	Principal Amount	Income Amount	Cost	Accrued Income	Realized G/L
<i>CMBS (continued)</i>						
August 16, 2024 August 16, 2024	Automobile Receivables Trust 2022-2 GMCAR 2022-2 A3 3.1% 16 Feb 2027 Due On 08/16/24 With Ex Date 08/16/24, CUSIP 362585AC5	0.00		-7,043.67		0.61
August 26, 2024 August 26, 2024	Principal Payment of 1 USD on 340,000.00 Par Value for Freddie Mac Multifamily Structured Pass Through Certificates FHMS K092 A1 3.125% 25 Oct 2028 Due On 08/26/24 With Ex Date 08/01/24, CUSIP 3137FLYU2	4,575.27				0.00
August 26, 2024 August 26, 2024	Principal Payment of 4,575.27 Current Face on 340,000.00 Par Value for Freddie Mac Multifamily Structured Pass Through Certificates FHMS K092 A1 3.125% 25 Oct 2028 Due On 08/26/24 With Ex Date 08/01/24, CUSIP 3137FLYU2	0.00		-4,345.99		229.28
August 26, 2024 August 26, 2024	Principal Payment of 1 USD on 395,000.00 Par Value for Fannie Mae-Aces FNA 2016-M12 A2 Var 25 Sep 2026 Due On 08/26/24 With	664.64				0.00

Realized Gains and Losses (continued)

Trade Date Settlement Date	Transaction Description	Principal Amount	Income Amount	Cost	Accrued Income	Realized G/L
<i>CMBS (continued)</i>						
	Ex Date 08/01/24, CUSIP 3136AUKX8					
August 26, 2024	Principal Payment of 664.64	0.00		-630.81		33.83
August 26, 2024	Current Face on 395,000.00 Par Value for Fannie Mae-Aces FNA 2016-M12 A2 Var 25 Sep 2026 Due On 08/26/24 With Ex Date 08/01/24, CUSIP 3136AUKX8					
<b>Total CMBS</b>		<b>\$101,931.52</b>	<b>\$0.00</b>	<b>-\$101,658.80</b>	<b>\$0.00</b>	<b>\$272.72</b>
<i>Consumer ABS</i>						
August 15, 2024	Principal Payment of 1 USD	17,079.83				0.00
August 15, 2024	on 575,000.00 Par Value for Carmax Auto Owner Trust 2021-1 CARMX 2021-1 A3 0.34% 15 Dec 2025 Due On 08/15/24 With Ex Date 08/15/24, CUSIP 14316NAC3					
August 15, 2024	Principal Payment of 1 USD	14,129.51				0.00
August 15, 2024	on 550,000.00 Par Value for Carmax Auto Owner Trust 2022-4 CARMX 2022-4 A3 5.34% 16 Aug 2027 Due On 08/15/24 With Ex Date 08/15/24, CUSIP 14318UAD3					
August 15, 2024	Principal Payment of 1 USD	17,825.55				0.00
August 15, 2024	on 325,000.00 Par Value for Honda Auto Receivables 2022-1 Owner Trust HAROT 2022-1 A3 1.88% 15 May 2026 Due On 08/15/24 With Ex Date 08/15/24, CUSIP 43815BAC4					
August 15, 2024	Principal Payment of 1 USD	12,587.57				0.00
August 15, 2024	on 270,000.00 Par Value for					

Realized Gains and Losses (continued)

Trade Date Settlement Date	Transaction Description	Principal Amount	Income Amount	Cost	Accrued Income	Realized G/L
<i>Consumer ABS (continued)</i>						
August 15, 2024 August 15, 2024	CarMax Auto Owner Trust 2022-2 CARMX 2022-2 A3 3.49% 16 Feb 2027 Due On 08/15/24 With Ex Date 08/15/24, CUSIP 14317HAC5	14,655.81				0.00
August 15, 2024 August 15, 2024	Principal Payment of 1 USD on 410,000.00 Par Value for CarMax Auto Owner Trust 2021-3 CARMX 2021-3 A3 0.55% 15 Jun 2026 Due On 08/15/24 With Ex Date 08/15/24, CUSIP 14317DAC4	21,309.71				0.00
August 15, 2024 August 15, 2024	Principal Payment of 1 USD on 430,000.00 Par Value for Ally Auto Receivables Trust 2022-1 ALLYA 2022-1 A3 3.31% 15 Nov 2026 Due On 08/15/24 With Ex Date 08/15/24, CUSIP 02008JACO	20,178.44				0.00
August 15, 2024 August 15, 2024	Principal Payment of 1 USD on 385,000.00 Par Value for Hyundai Auto Receivables Trust 2022-A HART 2022-A A3 2.22% 15 Oct 2026 Due On 08/15/24 With Ex Date 08/15/24, CUSIP 448977ADO	12,148.95				0.00
August 15, 2024 August 15, 2024	Principal Payment of 1 USD on 205,000.00 Par Value for Capital One Prime Auto Receivables Trust 2022-2 COPAR 2022-2 A3 3.66% 17 May 2027 Due On 08/15/24 With Ex Date 08/15/24, CUSIP 14043GAD6	12,970.05				0.00

Realized Gains and Losses (continued)

Trade Date Settlement Date	Transaction Description	Principal Amount	Income Amount	Cost	Accrued Income	Realized G/L
<i>Consumer ABS (continued)</i>						
August 15, 2024 August 15, 2024	John Deere Owner Trust 2022 JDOT 2022-A A3 2.32% 15 Sep 2026 Due On 08/15/24 With Ex Date 08/15/24, CUSIP 47787JAC2	12,947.19				0.00
August 15, 2024 August 15, 2024	Principal Payment of 1 USD on 275,000.00 Par Value for Harley-Davidson Motorcycle Trust 2022-A HDMOT 2022-A A3 3.06% 15 Feb 2027 Due On 08/15/24 With Ex Date 08/15/24, CUSIP 41284YAD8	10,650.88				0.00
August 15, 2024 August 15, 2024	Principal Payment of 1 USD on 205,000.00 Par Value for Capital One Prime Auto Receivables Trust 2022-1 COPAR 2022-1 A3 3.17% 15 Apr 2027 Due On 08/15/24 With Ex Date 08/15/24, CUSIP 14043QAC6	35,517.50				0.00
August 15, 2024 August 15, 2024	Principal Payment of 1 USD on 575,000.00 Par Value for Mercedes-Benz Auto Receivables Trust 2022-1 MBART 2022-1 A3 5.21% 16 Aug 2027 Due On 08/15/24 With Ex Date 08/15/24, CUSIP 58768PAC8	4,459.36				0.00
August 15, 2024 August 15, 2024	Principal Payment of 1 USD on 190,000.00 Par Value for CNH Equipment Trust 2022-A CNH 2022-A A3 2.94% 15 Jul 2027 Due On 08/15/24 With Ex Date 08/15/24, CUSIP 12660DAC1					

Realized Gains and Losses (continued)

Trade Date Settlement Date	Transaction Description	Principal Amount	Income Amount	Cost	Accrued Income	Realized G/L
<i>Consumer ABS (continued)</i>						
August 15, 2024 August 15, 2024	Principal Payment of 1 USD on 140,000.00 Par Value for Toyota Auto Receivables 2022-C Owner Trust TAOT 2022-C A3 3.76% 15 Apr 2027 Due On 08/15/24 With Ex Date 08/15/24, CUSIP 89231CAD9	8,331.37				0.00
August 15, 2024 August 15, 2024	Principal Payment of 17,079.83 Current Face on 575,000.00 Par Value for Carmax Auto Owner Trust 2021-1 CARMX 2021-1 A3 0.34% 15 Dec 2025 Due On 08/15/24 With Ex Date 08/15/24, CUSIP 14316NAC3	0.00		-17,076.46		3.37
August 15, 2024 August 15, 2024	Principal Payment of 14,129.51 Current Face on 550,000.00 Par Value for Carmax Auto Owner Trust 2022-4 CARMX 2022-4 A3 5.34% 16 Aug 2027 Due On 08/15/24 With Ex Date 08/15/24, CUSIP 14318UAD3	0.00		-14,126.20		3.31
August 15, 2024 August 15, 2024	Principal Payment of 17,825.55 Current Face on 325,000.00 Par Value for Honda Auto Receivables 2022-1 Owner Trust HAROT 2022-1 A3 1.88% 15 May 2026 Due On 08/15/24 With Ex Date 08/15/24, CUSIP 43815BAC4	0.00		-17,822.87		2.68
August 15, 2024 August 15, 2024	Principal Payment of 12,587.57 Current Face on 270,000.00 Par Value for	0.00		-12,585.66		1.91



**Realized Gains and Losses (continued)**

Trade Date Settlement Date	Transaction Description	Principal Amount	Income Amount	Cost	Accrued Income	Realized G/L
<i>Consumer ABS (continued)</i>						
August 15, 2024 August 15, 2024	CarMax Auto Owner Trust 2022-2 CARMX 2022-2 A3 3.49% 16 Feb 2027 Due On 08/15/24 With Ex Date 08/15/24, CUSIP 14317HAC5	0.00		-14,653.40		2.41
August 15, 2024 August 15, 2024	Principal Payment of 14,655.81 Current Face on 410,000.00 Par Value for CarMax Auto Owner Trust 2021-3 CARMX 2021-3 A3 0.55% 15 Jun 2026 Due On 08/15/24 With Ex Date 08/15/24, CUSIP 14317DAC4	0.00		-21,305.58		4.13
August 15, 2024 August 15, 2024	Principal Payment of 21,309.71 Current Face on 430,000.00 Par Value for Ally Auto Receivables Trust 2022-1 ALLYA 2022-1 A3 3.31% 15 Nov 2026 Due On 08/15/24 With Ex Date 08/15/24, CUSIP 02008JAC0	0.00		-20,177.66		0.78
August 15, 2024 August 15, 2024	Principal Payment of 20,178.44 Current Face on 385,000.00 Par Value for Hyundai Auto Receivables Trust 2022-A HART 2022-A A3 2.22% 15 Oct 2026 Due On 08/15/24 With Ex Date 08/15/24, CUSIP 448977AD0	0.00		-12,148.08		0.87
August 15, 2024 August 15, 2024	Principal Payment of 12,148.95 Current Face on 205,000.00 Par Value for Capital One Prime Auto Receivables Trust 2022-2 COPAR 2022-2 A3 3.66% 17 May 2027 Due On 08/15/24	0.00				

Realized Gains and Losses (continued)

Trade Date Settlement Date	Transaction Description	Principal Amount	Income Amount	Cost	Accrued Income	Realized G/L
<i>Consumer ABS (continued)</i>						
August 15, 2024 August 15, 2024	With Ex Date 08/15/24, CUSIP 14043GAD6 Principal Payment of 12,970.05 Current Face on 260,000.00 Par Value for John Deere Owner Trust 2022 JDOT 2022-A A3 2.32% 15 Sep 2026 Due On 08/15/24 With Ex Date 08/15/24, CUSIP 47787JAC2	0.00		-12,967.18		2.87
August 15, 2024 August 15, 2024	Principal Payment of 12,947.19 Current Face on 275,000.00 Par Value for Harley-Davidson Motorcycle Trust 2022-A HDMOT 2022-A A3 3.06% 15 Feb 2027 Due On 08/15/24 With Ex Date 08/15/24, CUSIP 41284YAD8	0.00		-12,945.03		2.16
August 15, 2024 August 15, 2024	Principal Payment of 10,650.88 Current Face on 205,000.00 Par Value for Capital One Prime Auto Receivables Trust 2022-1 COPAR 2022-1 A3 3.17% 15 Apr 2027 Due On 08/15/24 With Ex Date 08/15/24, CUSIP 14043QAC6	0.00		-10,648.55		2.33
August 15, 2024 August 15, 2024	Principal Payment of 35,517.50 Current Face on 575,000.00 Par Value for Mercedes-Benz Auto Receivables Trust 2022-1 MBART 2022-1 A3 5.21% 16 Aug 2027 Due On 08/15/24 With Ex Date 08/15/24, CUSIP 58768PAC8	0.00		-35,510.47		7.03

Realized Gains and Losses (continued)

Trade Date Settlement Date	Transaction Description	Principal Amount	Income Amount	Cost	Accrued Income	Realized G/L
<i>Consumer ABS (continued)</i>						
August 15, 2024 August 15, 2024	Principal Payment of 4,459.36 Current Face on 190,000.00 Par Value for CNH Equipment Trust 2022-A CNH 2022-A A3 2.94% 15 Jul 2027 Due On 08/15/24 With Ex Date 08/15/24, CUSIP 12660DAC1	0.00		-4,459.03		0.33
August 15, 2024 August 15, 2024	Principal Payment of 8,331.37 Current Face on 140,000.00 Par Value for Toyota Auto Receivables 2022-C Owner Trust TAOT 2022-C A3 3.76% 15 Apr 2027 Due On 08/15/24 With Ex Date 08/15/24, CUSIP 89231CAD9	0.00		-8,329.98		1.39
August 19, 2024 August 19, 2024	Principal Payment of 1 USD on 290,000.00 Par Value for Honda Auto Receivables 2021-3 Owner Trust HAROT 2021-3 A3 0.41% 18 Nov 2025 Due On 08/19/24 With Ex Date 08/18/24, CUSIP 43815EAC8	11,472.57				0.00
August 19, 2024 August 19, 2024	Principal Payment of 11,472.57 Current Face on 290,000.00 Par Value for Honda Auto Receivables 2021-3 Owner Trust HAROT 2021-3 A3 0.41% 18 Nov 2025 Due On 08/19/24 With Ex Date 08/18/24, CUSIP 43815EAC8	0.00		-11,472.40		0.17
August 20, 2024 August 20, 2024	Principal Payment of 1 USD on 105,000.00 Par Value for	12,524.68				0.00

Realized Gains and Losses (continued)

Trade Date Settlement Date	Transaction Description	Principal Amount	Income Amount	Cost	Accrued Income	Realized G/L
<i>Consumer ABS (continued)</i>						
	Volkswagen Auto Lease Trust 2022-A VWALT 2022-A A3 3.44% 21 Jul 2025 Due On 08/20/24 With Ex Date 08/20/24, CUSIP 92868AAC9					
August 20, 2024 August 20, 2024	Principal Payment of 1 USD on 255,000.00 Par Value for Volkswagen Auto Loan Enhanced Trust 2021-1 VALET 2021-1 A3 1.02% 22 Jun 2026 Due On 08/20/24 With Ex Date 08/20/24, CUSIP 92868KAC7	11,674.42				0.00
August 20, 2024 August 20, 2024	Principal Payment of 12,524.68 Current Face on 105,000.00 Par Value for Volkswagen Auto Lease Trust 2022-A VWALT 2022-A A3 3.44% 21 Jul 2025 Due On 08/20/24 With Ex Date 08/20/24, CUSIP 92868AAC9	0.00		-12,523.68		1.00
August 20, 2024 August 20, 2024	Principal Payment of 11,674.42 Current Face on 255,000.00 Par Value for Volkswagen Auto Loan Enhanced Trust 2021-1 VALET 2021-1 A3 1.02% 22 Jun 2026 Due On 08/20/24 With Ex Date 08/20/24, CUSIP 92868KAC7	0.00		-11,673.96		0.46
August 21, 2024 August 21, 2024	Principal Payment of 1 USD on 195,000.00 Par Value for Honda Auto Receivables 2021-4 Owner Trust HAROT 2021-4 A3 0.88% 21 Jan 2026 Due On 08/21/24 With	8,543.79				0.00

**Realized Gains and Losses (continued)**

Trade Date Settlement Date	Transaction Description	Principal Amount	Income Amount	Cost	Accrued Income	Realized G/L
<i>Consumer ABS (continued)</i>						
	Ex Date 08/21/24, CUSIP 43815GAC3					
August 21, 2024	Principal Payment of	0.00		-8,541.99		1.80
August 21, 2024	8,543.79 Current Face on 195,000.00 Par Value for Honda Auto Receivables 2021-4 Owner Trust HAROT 2021-4 A3 0.88% 21 Jan 2026 Due On 08/21/24 With Ex Date 08/21/24, CUSIP 43815GAC3					
August 26, 2024	Principal Payment of 1 USD	9,928.77				0.00
August 26, 2024	on 190,000.00 Par Value for BMW Vehicle Owner Trust 2022-A BMWOT 2022-A A3 3.21% 25 Aug 2026 Due On 08/26/24 With Ex Date 08/25/24, CUSIP 05602RAD3					
August 26, 2024	Principal Payment of	0.00		-9,928.25		0.52
August 26, 2024	9,928.77 Current Face on 190,000.00 Par Value for BMW Vehicle Owner Trust 2022-A BMWOT 2022-A A3 3.21% 25 Aug 2026 Due On 08/26/24 With Ex Date 08/25/24, CUSIP 05602RAD3					
<b>Total Consumer ABS</b>		<b>\$268,935.95</b>	<b>\$0.00</b>	<b>-\$268,896.43</b>	<b>\$0.00</b>	<b>\$39.52</b>
<i>Commercial ABS</i>						
August 15, 2024	Principal Payment of 1 USD	10,157.31				0.00
August 15, 2024	on 170,000.00 Par Value for CNH Equipment Trust 2021-C CNH 2021-C A3 0.81% 15 Dec 2026 Due On 08/15/24 With Ex Date 08/15/24, CUSIP 12598LACO					

Realized Gains and Losses (continued)

Trade Date Settlement Date	Transaction Description	Principal Amount	Income Amount	Cost	Accrued Income	Realized G/L
<i>Commercial ABS (continued)</i>						
August 15, 2024	Principal Payment of	0.00		-10,156.13		1.18
August 15, 2024	10,157.31 Current Face on 170,000.00 Par Value for CNH Equipment Trust 2021-C CNH 2021-C A3 0.81% 15 Dec 2026 Due On 08/15/24 With Ex Date 08/15/24, CUSIP 12598LACO					
<b>Total Commercial ABS</b>		<b>\$10,157.31</b>	<b>\$0.00</b>	<b>-\$10,156.13</b>	<b>\$0.00</b>	<b>\$1.18</b>
<b>Total Fixed Income</b>		<b>\$420,022.29</b>	<b>\$0.00</b>	<b>-\$421,222.08</b>	<b>\$0.00</b>	<b>-\$1,199.79</b>
<b>Total Corporate Actions/Income</b>		<b>\$420,022.29</b>	<b>\$0.00</b>	<b>-\$421,222.08</b>	<b>\$0.00</b>	<b>-\$1,199.79</b>
<b>Sales</b>						
<i>Fixed Income</i>						
<i>US Government</i>						
August 1, 2024	Sale 205,000.00 Par Value of	204,279.30		-203,399.99	2,594.71	879.31
August 2, 2024	United States Treasury Note/Bond 4.25% 15 Oct 2025 @ 99.65% Received Accrued Interest of \$2,594.71, CUSIP 91282CFP1					
August 7, 2024	Sale 170,000.00 Par Value of	171,235.16		-168,862.38	3,596.15	2,372.78
August 9, 2024	United States Treasury Note/Bond 4.375% 15 Aug 2026 @ 100.73% Received Accrued Interest of \$3,596.15, CUSIP 91282CHU8					
August 21, 2024	Sale 200,000.00 Par Value of	202,101.56		-199,625.00	1,027.17	2,476.56
August 26, 2024	United States Treasury Note/Bond 4.5% 15 Jul 2026 @ 101.05% Received Accrued					



Realized Gains and Losses (continued)

Trade Date Settlement Date	Transaction Description	Principal Amount	Income Amount	Cost	Accrued Income	Realized G/L
<i>US Government (continued)</i>						
	Interest of \$1,027.17, CUSIP 91282CHM6					
<b>Total US Government</b>		<b>\$577,616.02</b>	<b>\$0.00</b>	<b>-\$571,887.37</b>	<b>\$7,218.03</b>	<b>\$5,728.65</b>
<i>Consumer ABS</i>						
August 1, 2024	Sale 475,000.00 Par Value	468,914.06		-474,924.10	782.83	-6,010.04
August 2, 2024	475,000.00 Current Face of Capital One Multi-Asset Execution Trust COMET 2022-A2 A 3.49% 15 May 2027 @98.71875 % Received Accrued Interest of \$782.83, CUSIP 14041NGA3					
<b>Total Consumer ABS</b>		<b>\$468,914.06</b>	<b>\$0.00</b>	<b>-\$474,924.10</b>	<b>\$782.83</b>	<b>-\$6,010.04</b>
<i>US Credit</i>						
August 1, 2024	Sale 330,000.00 Par Value of	326,000.40		-329,676.60	1,661.92	-3,676.20
August 2, 2024	Met Tower Global Funding 3.7% 13 Jun 2025 @ 98.79% Received Accrued Interest of \$1,661.92, CUSIP 58989V2E3					
August 1, 2024	Sale 305,000.00 Par Value of	306,281.00		-304,801.75	652.36	1,479.25
August 2, 2024	Cooperat Rabobank UA/NY 5.50% 18 Jul 2025 @ 100.42% Received Accrued Interest of \$652.36, CUSIP 21688AAW2					
August 1, 2024	Sale 55,000.00 Par Value of	54,879.55		-55,000.00	44.52	-120.45
August 2, 2024	State Street Corp Variable 4.857% 26 Jan 2026 @ 99.78% Received Accrued Interest of \$44.52, CUSIP 857477BZ5					
August 1, 2024	Sale 260,000.00 Par Value of	257,803.00		-259,732.20	4,675.67	-1,929.20
August 2, 2024	MassMutual Global Funding II					

**Realized Gains and Losses (continued)**

Trade Date Settlement Date	Transaction Description	Principal Amount	Income Amount	Cost	Accrued Income	Realized G/L
<i>US Credit (continued)</i>						
	4.15% 26 Aug 2025 @ 99.16% Received Accrued Interest of \$4,675.67, CUSIP 57629WDK3					
August 1, 2024	Sale 805,000.00 Par Value of	799,284.50		-805,000.00	2,785.90	-5,715.50
August 2, 2024	Bank of America Corp Variable .981% 25 Sep 2025 @ 99.29% Received Accrued Interest of \$2,785.90, CUSIP 06051GJG5					
<b>Total US Credit</b>		<b>\$1,744,248.45</b>	<b>\$0.00</b>	<b>-\$1,754,210.55</b>	<b>\$9,820.37</b>	<b>-\$9,962.10</b>
<b>Total Fixed Income</b>		<b>\$2,790,778.53</b>	<b>\$0.00</b>	<b>-\$2,801,022.02</b>	<b>\$17,821.23</b>	<b>-\$10,243.49</b>
<b>Total Sales</b>		<b>\$2,790,778.53</b>	<b>\$0.00</b>	<b>-\$2,801,022.02</b>	<b>\$17,821.23</b>	<b>-\$10,243.49</b>
<b>Cash Sweep Activity</b>						
<i>Cash and Equivalents</i>						
<i>Cash Equivalents</i>						
August 31, 2024	Sweep sales totaling	1,236,464.33		-1,236,464.33		0.00
August 31, 2024	-1,236,464.33 units of Fidelity Government Portfolio for CITY OF DORAL - GENERAL FUND - Capital (6 Transactions), CUSIP 316175108					
August 31, 2024	Sweep sales totaling		254,530.23	-254,530.23		0.00
August 31, 2024	-254,530.23 units of Fidelity Government Portfolio for CITY					

Realized Gains and Losses (continued)

Trade Date Settlement Date	Transaction Description	Principal Amount	Income Amount	Cost	Accrued Income	Realized G/L
<i>Cash Equivalents (continued)</i>						
	OF DORAL - GENERAL FUND - Income (9 Transactions), CUSIP 316175108					
<b>Total Cash Equivalents</b>		<b>\$1,236,464.33</b>	<b>\$254,530.23</b>	<b>-\$1,490,994.56</b>	<b>\$0.00</b>	<b>\$0.00</b>
<b>Total Cash and Equivalents</b>		<b>\$1,236,464.33</b>	<b>\$254,530.23</b>	<b>-\$1,490,994.56</b>	<b>\$0.00</b>	<b>\$0.00</b>
<b>Total Cash Sweep Activity</b>		<b>\$1,236,464.33</b>	<b>\$254,530.23</b>	<b>-\$1,490,994.56</b>	<b>\$0.00</b>	<b>\$0.00</b>
<b>Total</b>	<b>CITY OF DORAL - GENERAL FUND</b>	<b>\$4,447,265.15</b>	<b>\$254,530.23</b>	<b>-\$4,713,238.66</b>	<b>\$17,821.23</b>	<b>-\$11,443.28</b>

**Contributions and Receipts**

Trade Date		Principal Amount	Income Amount
Settlement Date	Transaction Description		
	<b>CITY OF DORAL - GENERAL FUND</b>		
<b>Contributions/Receipts</b>			
<i>Transfers</i>			
August 1, 2024	Cash Transfer - Portfolio Transfer From [REDACTED] CITY OF DORAL - GENERAL FUND		42,465.67
August 1, 2024	Administrative (Capital), Spot Currency USD		
August 31, 2024	Aggregate Cash Transfer due to Interest Transfer, Spot Currency USD	30,928.77	
August 31, 2024			
<b>Total Transfers</b>		<b>\$30,928.77</b>	<b>\$42,465.67</b>
<b>Total Contributions/Receipts</b>		<b>\$30,928.77</b>	<b>\$42,465.67</b>
<b>Total</b>	<b>[REDACTED] CITY OF DORAL - GENERAL FUND</b>	<b>\$30,928.77</b>	<b>\$42,465.67</b>

Distributions and Disbursements

Trade Date	Transaction Description	Principal Amount	Income Amount
<b>Settlement Date</b>			
<b>CITY OF DORAL - GENERAL FUND</b>			
<b>Distributions/Disbursements</b>			
<i>Transfers</i>			
August 1, 2024	Cash Transfer - Portfolio Transfer To [REDACTED] CITY OF DORAL - GENERAL FUND Administrative	-42,465.67	
August 1, 2024	(Income), Spot Currency USD		
August 31, 2024	Aggregate Cash Transfer due to Interest Transfer, Spot Currency USD		-30,928.77
August 31, 2024			
<b>Total Transfers</b>		<b>-\$42,465.67</b>	<b>-\$30,928.77</b>
<b>Total Distributions/Disbursements</b>		<b>-\$42,465.67</b>	<b>-\$30,928.77</b>
<b>Total</b>	<b>[REDACTED] CITY OF DORAL - GENERAL FUND</b>	<b>-\$42,465.67</b>	<b>-\$30,928.77</b>

Fees and Expenses

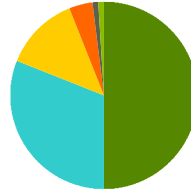
No transactions this period.



Income Received

Summary

	Amount	Percent
US Government	159,087.50	50%
US Credit	96,525.33	31%
Consumer ABS	39,631.73	13%
CMBS	11,446.20	4%
Cash Equivalents	2,027.70	1%
Agency MBS	2,007.49	1%
CMO	1,168.89	0%
Commercial ABS	652.10	0%
<b>Total of Your Portfolio</b>	<b>\$312,546.94</b>	<b>100%</b>



Details

Trade Date	Settlement Date	Transaction Description	Principal Amount	Income Amount
		<b>CITY OF DORAL - GENERAL FUND</b>		
<b>Income Received</b>				
<i>Dividends</i>				
<i>Cash and Equivalents</i>				
<i>Cash Equivalents</i>				
August 1, 2024	August 1, 2024	Daily Rate Income on Fidelity Government Portfolio For Period of 07/01/24 to 07/31/24 Due on 08/01/24, CUSIP 316175108		14.44
August 1, 2024	August 1, 2024	Daily Rate Income on Fidelity Government Portfolio For Period of 07/01/24 to 07/31/24 Due on 08/01/24, CUSIP 316175108		2,013.26
<b>Total Cash Equivalents</b>			<b>\$0.00</b>	<b>\$2,027.70</b>
<b>Total Cash and Equivalents</b>			<b>\$0.00</b>	<b>\$2,027.70</b>
<b>Total Dividends</b>			<b>\$0.00</b>	<b>\$2,027.70</b>

**Income Received (continued)**

<b>Trade Date</b>			<b>Principal Amount</b>	<b>Income Amount</b>
<b>Settlement Date</b>	<b>Transaction Description</b>			
<i>Interest</i>				
<i>Fixed Income</i>				
<i>US Government</i>				
August 15, 2024	August 15, 2024	Interest Payment 0.04 USD United States Treasury Note/Bond 4% 15 Feb 2026 For 2,200,000.00		44,000.00
		Par Value Due on 08/15/24 With Ex Date 08/15/24, CUSIP 91282CGL9		
August 15, 2024	August 15, 2024	Interest Payment 0.04125 USD United States Treasury Note/Bond 4.125% 15 Feb 2027 For 2,080,000.00 Par Value Due on 08/15/24 With Ex Date 08/15/24, CUSIP 91282CKA8		42,900.00
August 15, 2024	August 15, 2024	Interest Payment 0.04375 USD United States Treasury Note/Bond 4.375% 15 Aug 2026 For 3,300,000.00 Par Value Due on 08/15/24 With Ex Date 08/15/24, CUSIP 91282CHU8		72,187.50
<b>Total US Government</b>			<b>\$0.00</b>	<b>\$159,087.50</b>
<i>Agency MBS</i>				
August 15, 2024	August 15, 2024	Interest Payment of 0.065 USD on 4,194.66 Current Face for Ginnie Mae I Pool GN 677536 6.5% 15 Nov 2037 Due On 08/15/24 With Ex Date 08/01/24, CUSIP 36295QV56		22.72
August 15, 2024	August 15, 2024	Interest Payment of 0.065 USD on 11,677.82 Current Face for Ginnie Mae I Pool GN 662584 6.5% 15 Sep 2037 Due On 08/15/24 With Ex Date 08/01/24, CUSIP 36294XCV6		63.25
August 15, 2024	August 15, 2024	Interest Payment of 0.075 USD on 72,111.81 Current Face for Ginnie Mae I Pool GN 668892 7.5% 15 Jun 2037 Due On 08/15/24 With Ex Date 08/01/24, CUSIP 36295FC51		450.70
August 20, 2024	August 20, 2024	Interest Payment of 0.07 USD on 11,417.08 Current Face for Ginnie Mae II Pool G2 4117 7% 20 Apr 2038 Due On 08/20/24 With Ex Date 08/01/24, CUSIP 36202ESE0		66.60
August 20, 2024	August 20, 2024	Interest Payment of 0.07 USD on 5,187.87 Current Face for Ginnie Mae II Pool G2 4262 7% 20 Oct 2038 Due On 08/20/24 With Ex Date 08/01/24, CUSIP 36202EWX3		30.26
August 26, 2024	August 26, 2024	Interest Payment of 0.065 USD on 1,759.88 Current Face for Fannie Mae Pool FN 956412 6.5% 01 Nov 2037 Due On 08/26/24 With Ex Date 08/01/24, CUSIP 31413VAM9		9.53
August 26, 2024	August 26, 2024	Interest Payment of 0.03 USD on 172,260.52 Current Face for Fannie Mae Pool FN FM5616 3% 01 Dec 2034 Due On 08/26/24 With Ex Date 08/01/24, CUSIP 3140X9G25		430.65
August 26, 2024	August 26, 2024	Interest Payment of 0.065 USD on 396.42 Current Face for Fannie Mae Pool FN 946318 6.5% 01 Sep 2037 Due On 08/26/24 With Ex Date 08/01/24, CUSIP 31413HYP7		2.15
August 26, 2024	August 26, 2024	Interest Payment of 0.065 USD on 11,407.24 Current Face for Fannie Mae Pool FN 899203 6.5% 01 Oct 2036 Due On 08/26/24 With Ex Date 08/01/24, CUSIP 31410WAC2		61.79
August 26, 2024	August 26, 2024	Interest Payment of 0.065 USD on 1,049.99 Current Face for Fannie Mae Pool FN 885671 6.5% 01 Oct 2036 Due On 08/26/24 With Ex Date 08/01/24, CUSIP 31410C6G2		5.69
August 26, 2024	August 26, 2024	Interest Payment of 0.065 USD on 5,653.90 Current Face for Fannie Mae Pool FN 899273 6.5% 01 Nov 2036 Due On 08/26/24 With Ex Date 08/01/24, CUSIP 31410WCJ5		30.63

**Income Received (continued)**

<b>Trade Date</b>			<b>Principal Amount</b>	<b>Income Amount</b>
<b>Settlement Date</b>	<b>Transaction Description</b>			
<b>Agency MBS (continued)</b>				
August 26, 2024	Interest Payment of 0.03 USD	on 203,662.35 Current Face for Fannie Mae Pool FN FM4174 3% 01		509.16
August 26, 2024	Nov 2032	Due On 08/26/24 With Ex Date 08/01/24, CUSIP 3140X7T82		
August 26, 2024	Interest Payment of 0.03 USD	on 129,744.48 Current Face for Fannie Mae Pool FN BM4614 3% 01		324.36
August 26, 2024	Mar 2033	Due On 08/26/24 With Ex Date 08/01/24, CUSIP 3140J9DU2		
<b>Total Agency MBS</b>			<b>\$0.00</b>	<b>\$2,007.49</b>
<b>CMO</b>				
August 15, 2024	Interest Payment of 0.04 USD	on 63,740.99 Current Face for Freddie Mac REMICS FHR 3842 PH		212.47
August 15, 2024	4% 15 Apr 2041	Due On 08/15/24 With Ex Date 08/01/24, CUSIP 3137A9QP4		
August 20, 2024	Interest Payment of 0.0225 USD	on 206,066.85 Current Face for Government National Mortgage		386.38
August 20, 2024	Association GNR 2020-H02 DA 2.25% 20 Dec 2069	Due On 08/20/24 With Ex Date 08/01/24, CUSIP 38380LV67		
August 20, 2024	Interest Payment of 0.06 USD	on 12,101.79 Current Face for Government National Mortgage		60.51
August 20, 2024	Association GNR 2008-82 A 6% 20 Sep 2038	Due On 08/20/24 With Ex Date 08/01/24, CUSIP 38375YEK4		
August 20, 2024	Interest Payment of 0.025 USD	on 166,684.70 Current Face for Government National Mortgage		347.26
August 20, 2024	Association GNR 2019-H12 JA 2.5% 20 Jul 2069	Due On 08/20/24 With Ex Date 08/01/24, CUSIP 38380LXE8		
August 20, 2024	Interest Payment of 0.03 USD	on 64,908.21 Current Face for Government National Mortgage		162.27
August 20, 2024	Association GNR 2014-H19 HA 3% 20 Sep 2064	Due On 08/20/24 With Ex Date 08/01/24, CUSIP 38375UPV6		
<b>Total CMO</b>			<b>\$0.00</b>	<b>\$1,168.89</b>
<b>CMBS</b>				
August 15, 2024	Interest Payment of 0.000467 USD	on 65,534.53 Current Face for CarMax Auto Owner Trust		30.58
August 15, 2024	2021-4 CARMX 2021-4 A3 0.56% 15 Sep 2026	Due On 08/15/24 With Ex Date 08/15/24, CUSIP 14317JAD9		
August 15, 2024	Interest Payment of 0.0129 USD	on 71,712.05 Current Face for Ford Credit Auto Owner Trust		77.09
August 15, 2024	2022-A FORDO 2022-A A3 1.29% 15 Jun 2026	Due On 08/15/24 With Ex Date 08/15/24, CUSIP 345286AC2		
August 15, 2024	Interest Payment of 0.004575 USD	on 165,000.00 Current Face for Daimler Trucks Retail Trust		754.88
August 15, 2024	2024-1 DTRT 2024-1 A3 5.49% 15 Dec 2027	Due On 08/15/24 With Ex Date 08/15/24, CUSIP 233874AC0		

**Income Received (continued)**

<b>Trade Date</b>			<b>Principal Amount</b>	<b>Income Amount</b>
<b>Settlement Date</b>	<b>Transaction Description</b>			
<i>CMBS (continued)</i>				
August 15, 2024	Interest Payment of 0.002225 USD on 212,359.91 Current Face for Kubota Credit Owner Trust			472.50
August 15, 2024	2022-1 KCOT 2022-1A A3 2.67% 15 Oct 2026 Due On 08/15/24 With Ex Date 08/15/24, CUSIP 50117EAC8			
August 15, 2024	Interest Payment of 0.0523 USD on 199,181.47 Current Face for Daimler Trucks Retail Trust			868.10
August 15, 2024	2022-1 DTRT 2022-1 A3 5.23% 17 Feb 2026 Due On 08/15/24 With Ex Date 08/15/24, CUSIP 233869AC0			
August 15, 2024	Interest Payment of 0.004242 USD on 400,000.00 Current Face for John Deere Owner Trust			1,696.67
August 15, 2024	2022-C JDOT 2022-C A3 5.09% 15 Jun 2027 Due On 08/15/24 With Ex Date 08/15/24, CUSIP 47800BAC2			
August 15, 2024	Interest Payment of 0.004325 USD on 170,000.00 Current Face for Kubota Credit Owner Trust			735.25
August 15, 2024	2024-1 KCOT 2024-1A A3 5.19% 17 Jul 2028 Due On 08/15/24 With Ex Date 08/15/24, CUSIP 50117BAC4			
August 15, 2024	Interest Payment of 0.004008 USD on 165,000.00 Current Face for CNH Equipment Trust 2023-A			661.37
August 15, 2024	CNH 2023-A A3 4.81% 15 Aug 2028 Due On 08/15/24 With Ex Date 08/15/24, CUSIP 12664QAC8			
August 15, 2024	Interest Payment of 0.000467 USD on 52,140.75 Current Face for Kubota Credit Owner Trust			24.33
August 15, 2024	2021-2 KCOT 2021-2A A3 0.56% 17 Nov 2025 Due On 08/15/24 With Ex Date 08/15/24, CUSIP 50117XAE2			
August 16, 2024	Interest Payment of 0.00105 USD on 73,601.72 Current Face for GM Financial Consumer			77.28
August 16, 2024	Automobile Receivables Trust 2022-1 GMCAR 2022-1 A3 1.26% 16 Nov 2026 Due On 08/16/24 With Ex Date 08/16/24, CUSIP 380146AC4			
August 16, 2024	Interest Payment of 0.002583 USD on 119,109.82 Current Face for GM Financial Consumer			307.70
August 16, 2024	Automobile Receivables Trust 2022-2 GMCAR 2022-2 A3 3.1% 16 Feb 2027 Due On 08/16/24 With Ex Date 08/16/24, CUSIP 362585AC5			
August 26, 2024	Interest Payment of 0.002662 USD on 370,000.00 Current Face for Freddie Mac Multifamily			984.82
August 26, 2024	Structured Pass Through Certificates FHMS K067 A2 3.194% 25 Jul 2027 Due On 08/26/24 With Ex Date 08/01/24, CUSIP 3137FAWS3			
August 26, 2024	Interest Payment of 0.002604 USD on 278,405.73 Current Face for Freddie Mac Multifamily			725.01
August 26, 2024	Structured Pass Through Certificates FHMS K092 A1 3.125% 25 Oct 2028 Due On 08/26/24 With Ex Date 08/01/24, CUSIP 3137FLYU2			
August 26, 2024	Interest Payment of 0.001902 USD on 370,000.00 Current Face for Freddie Mac Multifamily			703.62
August 26, 2024	Structured Pass Through Certificates FHMS K736 A2 2.282% 25 Jul 2026 Due On 08/26/24 With Ex Date 08/01/24, CUSIP 3137FNWX4			

**Income Received (continued)**

<b>Trade Date</b>			<b>Principal Amount</b>	<b>Income Amount</b>
<b>Settlement Date</b>	<b>Transaction Description</b>			
<b>CMBS (continued)</b>				
August 26, 2024	Interest Payment of 0.002142 USD on 355,000.00 Current Face for Freddie Mac Multifamily			760.29
August 26, 2024	Structured Pass Through Certificates FHMS K057 A2 2.57% 25 Jul 2026 Due On 08/26/24 With Ex Date 08/01/24, CUSIP 3137BRQJ7			
August 26, 2024	Interest Payment of 0.002626 USD on 690,000.00 Current Face for Freddie Mac Multifamily			1,811.82
August 26, 2024	Structured Pass Through Certificates FHMS K052 A2 3.151% 25 Nov 2025 Due On 08/26/24 With Ex Date 08/01/24, CUSIP 3137BMTX4			
August 26, 2024	Interest Payment of 0.02525 USD on 358,759.61 Current Face for Fannie Mae-Aces FNA			754.89
August 26, 2024	2016-M12 A2 Var 25 Sep 2026 Due On 08/26/24 With Ex Date 08/01/24, CUSIP 3136AUKX8			
<b>Total CMBS</b>			<b>\$0.00</b>	<b>\$11,446.20</b>
<b>Consumer ABS</b>				
August 15, 2024	Interest Payment of 0.0339 USD on 515,000.00 Current Face for American Express Credit Account			1,454.88
August 15, 2024	Master Trust AMXCA 2022-2 A 3.39% 15 May 2027 Due On 08/15/24 With Ex Date 08/15/24, CUSIP 02582JIT8			
August 15, 2024	Interest Payment of 0.0043 USD on 405,000.00 Current Face for Chase Issuance Trust CHAIT			1,741.50
August 15, 2024	2023-A1 A 5.16% 15 Sep 2028 Due On 08/15/24 With Ex Date 08/15/24, CUSIP 161571HT4			
August 15, 2024	Interest Payment of 0.003308 USD on 200,000.00 Current Face for Chase Issuance Trust CHAIT			661.67
August 15, 2024	2022-A1 A 3.97% 15 Sep 2027 Due On 08/15/24 With Ex Date 08/15/24, CUSIP 161571HS6			
August 15, 2024	Interest Payment of 0.0332 USD on 480,000.00 Current Face for Discover Card Execution Note			1,328.00
August 15, 2024	Trust DCENT 2022-A2 A 3.32% 15 May 2027 Due On 08/15/24 With Ex Date 08/15/24, CUSIP 254683CS2			
August 15, 2024	Interest Payment of 0.0356 USD on 420,000.00 Current Face for Discover Card Execution Note			1,246.00
August 15, 2024	Trust DCENT 2022-A3 A3 3.56% 15 Jul 2027 Due On 08/15/24 With Ex Date 08/15/24, CUSIP 254683CW3			
August 15, 2024	Interest Payment of 0.004608 USD on 475,000.00 Current Face for Fifth Third Auto Trust 2023-1			2,188.96
August 15, 2024	FITAT 2023-1 A3 5.53% 15 Aug 2028 Due On 08/15/24 With Ex Date 08/15/24, CUSIP 31680EAD3			
August 15, 2024	Interest Payment of 0.00405 USD on 350,000.00 Current Face for World Omni Auto Receivables			1,417.50
August 15, 2024	Trust 2024-A WOART 2024-A A3 4.86% 15 Mar 2029 Due On 08/15/24 With Ex Date 08/15/24, CUSIP 98164RAD8			
August 15, 2024	Interest Payment of 0.004133 USD on 125,000.00 Current Face for John Deere Owner Trust 2024			516.67
August 15, 2024	JDOT 2024-A A3 4.96% 15 Nov 2028 Due On 08/15/24 With Ex Date 08/15/24, CUSIP 47800RAD5			

**Income Received (continued)**

<b>Trade Date</b>	<b>Transaction Description</b>	<b>Principal Amount</b>	<b>Income Amount</b>
<b>Settlement Date</b>			
<i>Consumer ABS (continued)</i>			
August 15, 2024	Interest Payment of 0.004233 USD on 240,000.00 Current Face for Ally Auto Receivables Trust		1,016.00
August 15, 2024	2024-1 ALLYA 2024-1 A3 5.08% 15 Dec 2028 Due On 08/15/24 With Ex Date 08/15/24, CUSIP 02008FAC8		
August 15, 2024	Interest Payment of 0.004025 USD on 150,000.00 Current Face for Toyota Auto Receivables		603.75
August 15, 2024	2024-A Owner Trust TAOT 2024-A A3 4.83% 16 Oct 2028 Due On 08/15/24 With Ex Date 08/15/24, CUSIP 89238DADO		
August 15, 2024	Interest Payment of 0.002758 USD on 246,029.07 Current Face for Ally Auto Receivables Trust		678.63
August 15, 2024	2022-1 ALLYA 2022-1 A3 3.31% 15 Nov 2026 Due On 08/15/24 With Ex Date 08/15/24, CUSIP 02008JACO		
August 15, 2024	Interest Payment of 0.002908 USD on 171,635.90 Current Face for CarMax Auto Owner Trust		499.17
August 15, 2024	2022-2 CARMX 2022-2 A3 3.49% 16 Feb 2027 Due On 08/15/24 With Ex Date 08/15/24, CUSIP 14317HAC5		
August 15, 2024	Interest Payment of 0.00255 USD on 139,007.85 Current Face for Harley-Davidson Motorcycle		354.47
August 15, 2024	Trust 2022-A HDMOT 2022-A A3 3.06% 15 Feb 2027 Due On 08/15/24 With Ex Date 08/15/24, CUSIP 41284YAD8		
August 15, 2024	Interest Payment of 0.004333 USD on 245,000.00 Current Face for John Deere Owner Trust		1,061.67
August 15, 2024	2024-B JDOT 2024-B A3 5.2% 15 Mar 2029 Due On 08/15/24 With Ex Date 08/15/24, CUSIP 47786WAD2		
August 15, 2024	Interest Payment of 0.00245 USD on 161,463.46 Current Face for CNH Equipment Trust 2022-A		395.59
August 15, 2024	CNH 2022-A A3 2.94% 15 Jul 2027 Due On 08/15/24 With Ex Date 08/15/24, CUSIP 12660DAC1		
August 15, 2024	Interest Payment of 0.002642 USD on 159,835.84 Current Face for Capital One Prime Auto		422.23
August 15, 2024	Receivables Trust 2022-1 COPAR 2022-1 A3 3.17% 15 Apr 2027 Due On 08/15/24 With Ex Date 08/15/24, CUSIP 14043QAC6		
August 15, 2024	Interest Payment of 0.001933 USD on 133,712.82 Current Face for John Deere Owner Trust 2022		258.51
August 15, 2024	JDOT 2022-A A3 2.32% 15 Sep 2026 Due On 08/15/24 With Ex Date 08/15/24, CUSIP 47787JAC2		
August 15, 2024	Interest Payment of 0.004317 USD on 155,000.00 Current Face for John Deere Owner Trust		669.08
August 15, 2024	2023-B JDOT 2023-B A3 5.18% 15 Mar 2028 Due On 08/15/24 With Ex Date 08/15/24, CUSIP 47792OAC6		
August 15, 2024	Interest Payment of 0.004567 USD on 150,000.00 Current Face for Hyundai Auto Receivables Trust		685.00
August 15, 2024	2023-B HART 2023-B A3 5.48% 17 Apr 2028 Due On 08/15/24 With Ex Date 08/15/24, CUSIP 44933XAD9		

**Income Received (continued)**

<b>Trade Date</b>		<b>Principal Amount</b>	<b>Income Amount</b>
<b>Settlement Date</b>	<b>Transaction Description</b>		
<i>Consumer ABS (continued)</i>			
August 15, 2024	Interest Payment of 0.000458 USD on 128,412.27 Current Face for CarMax Auto Owner Trust		58.86
August 15, 2024	2021-3 CARMX 2021-3 A3 0.55% 15 Jun 2026 Due On 08/15/24 With Ex Date 08/15/24, CUSIP 14317DAC4		
August 15, 2024	Interest Payment of 0.00185 USD on 221,822.79 Current Face for Hyundai Auto Receivables Trust		410.37
August 15, 2024	2022-A HART 2022-A A3 2.22% 15 Oct 2026 Due On 08/15/24 With Ex Date 08/15/24, CUSIP 448977ADO		
August 15, 2024	Interest Payment of 0.00445 USD on 550,000.00 Current Face for Carmax Auto Owner Trust		2,447.50
August 15, 2024	2022-4 CARMX 2022-4 A3 5.34% 16 Aug 2027 Due On 08/15/24 With Ex Date 08/15/24, CUSIP 14318UAD3		
August 15, 2024	Interest Payment of 0.003875 USD on 175,000.00 Current Face for Ford Credit Auto Owner Trust		678.13
August 15, 2024	2023-A FORDO 2023-A A3 4.65% 15 Feb 2028 Due On 08/15/24 With Ex Date 08/15/24, CUSIP 344928AD8		
August 15, 2024	Interest Payment of 0.004108 USD on 225,000.00 Current Face for Honda Auto Receivables		924.37
August 15, 2024	2023-2 Owner Trust HAROT 2023-2 A3 4.93% 15 Nov 2027 Due On 08/15/24 With Ex Date 08/15/24, CUSIP 437927ACO		
August 15, 2024	Interest Payment of 0.00305 USD on 197,662.07 Current Face for Capital One Prime Auto		602.87
August 15, 2024	Receivables Trust 2022-2 COPAR 2022-2 A3 3.66% 17 May 2027 Due On 08/15/24 With Ex Date 08/15/24, CUSIP 14043GAD6		
August 15, 2024	Interest Payment of 0.004608 USD on 265,000.00 Current Face for Bank of America Auto Trust		1,221.21
August 15, 2024	2023-1 BAAT 2023-1A A3 5.53% 15 Feb 2028 Due On 08/15/24 With Ex Date 08/15/24, CUSIP 06428AAC2		
August 15, 2024	Interest Payment of 0.003133 USD on 138,533.28 Current Face for Toyota Auto Receivables		434.07
August 15, 2024	2022-C Owner Trust TAOT 2022-C A3 3.76% 15 Apr 2027 Due On 08/15/24 With Ex Date 08/15/24, CUSIP 89231CAD9		
August 15, 2024	Interest Payment of 0.004183 USD on 175,000.00 Current Face for Kubota Credit Owner Trust		732.08
August 15, 2024	2023-1 KCOT 2023-1A A3 5.02% 15 Jun 2027 Due On 08/15/24 With Ex Date 08/15/24, CUSIP 50117KAC4		
August 15, 2024	Interest Payment of 0.003925 USD on 240,000.00 Current Face for Toyota Auto Receivables		942.00
August 15, 2024	2023-B Owner Trust TAOT 2023-B A3 4.71% 15 Feb 2028 Due On 08/15/24 With Ex Date 08/15/24, CUSIP 891941AD8		
August 15, 2024	Interest Payment of 0.000283 USD on 27,039.45 Current Face for Carmax Auto Owner Trust		7.66
August 15, 2024	2021-1 CARMX 2021-1 A3 0.34% 15 Dec 2025 Due On 08/15/24 With Ex Date 08/15/24, CUSIP 14316NAC3		



Income Received (continued)

Trade Date Settlement Date	Transaction Description	Principal Amount	Income Amount
<i>Consumer ABS (continued)</i>			
August 15, 2024 August 15, 2024	Interest Payment of 0.003858 USD on 215,000.00 Current Face for Toyota Auto Receivables 4.63% 15 Sep 2027 Due On 08/15/24 With Ex Date 08/15/24, CUSIP 891940AC2		829.54
August 15, 2024 August 15, 2024	Interest Payment of 0.004383 USD on 180,000.00 Current Face for Kubota Credit Owner Trust 2024-2 KCOT 2024-2A A3 5.26% 15 Nov 2028 Due On 08/15/24 With Ex Date 08/15/24, CUSIP 50117DAC0		789.00
August 15, 2024 August 15, 2024	Interest Payment of 0.004783 USD on 395,000.00 Current Face for Bank of America Auto Trust 5.74% 15 Jun 2028 Due On 08/15/24 With Ex Date 08/15/24, CUSIP 06054YAC1		1,889.42
August 15, 2024 August 15, 2024	Interest Payment of 0.0044 USD on 130,000.00 Current Face for Kubota Credit Owner Trust 2023-2 KCOT 2023-2A A3 5.28% 18 Jan 2028 Due On 08/15/24 With Ex Date 08/15/24, CUSIP 500945AC4		572.00
August 15, 2024 August 15, 2024	Interest Payment of 0.001567 USD on 184,159.07 Current Face for Honda Auto Receivables 2022-1 Owner Trust HAROT 2022-1 A3 1.88% 15 May 2026 Due On 08/15/24 With Ex Date 08/15/24, CUSIP 43815BAC4		288.52
August 15, 2024 August 15, 2024	Interest Payment of 0.004342 USD on 564,432.40 Current Face for Mercedes-Benz Auto Receivables Trust 2022-1 MBART 2022-1 A3 5.21% 16 Aug 2027 Due On 08/15/24 With Ex Date 08/15/24, CUSIP 58768PAC8		2,450.58
August 15, 2024 August 15, 2024	Interest Payment of 0.004175 USD on 140,000.00 Current Face for John Deere Owner Trust 2023 JDOT 2023-A A3 5.01% 15 Nov 2027 Due On 08/15/24 With Ex Date 08/15/24, CUSIP 47800CAC0		584.50
August 15, 2024 August 15, 2024	Interest Payment of 00 USD on 155,000.00 Current Face for Huntington Auto Trust 5.23% 16 Jan 2029 Due On 08/15/24 With Ex Date 08/15/24, CUSIP 446144AE7		675.54
August 15, 2024 August 15, 2024	Interest Payment of 00 USD on 280,000.00 Current Face for Toyota Auto Receivables 2024-C Owner Trust TAOT 2024-C A3 4.88% 15 Mar 2029 Due On 08/15/24 With Ex Date 08/15/24, CUSIP 89237QAD2		569.33
August 15, 2024 August 15, 2024	Interest Payment of 00 USD on 240,000.00 Current Face for Hyundai Auto Receivables Trust 2024-B HART 2024-B A3 4.84% 15 Mar 2029 Due On 08/15/24 With Ex Date 08/15/24, CUSIP 44934QAD3		677.60
August 16, 2024 August 16, 2024	Interest Payment of 0.004042 USD on 65,000.00 Current Face for GM Financial Consumer Automobile Receivables Trust 2024-1 GMCAR 2024-1 A3 4.85% 18 Dec 2028 Due On 08/16/24 With Ex Date 08/16/24, CUSIP 36268GAD7		262.71
August 16, 2024 August 16, 2024	Interest Payment of 0.003725 USD on 185,000.00 Current Face for GM Financial Consumer Automobile Receivables Trust 2023-2 GMCAR 2023-2 A3 4.47% 16 Feb 2028 Due On 08/16/24 With Ex Date 08/16/24, CUSIP 362583AD8		689.13

**Income Received (continued)**

<b>Trade Date</b>			<b>Principal Amount</b>	<b>Income Amount</b>
<b>Settlement Date</b>	<b>Transaction Description</b>			
<b>Consumer ABS (continued)</b>				
August 19, 2024	Interest Payment of 0.000342 USD on 60,912.91 Current Face for Honda Auto Receivables 2021-3			20.81
August 19, 2024	Owner Trust HAROT 2021-3 A3 0.41% 18 Nov 2025 Due On 08/19/24 With Ex Date 08/18/24, CUSIP 43815EAC8			
August 20, 2024	Interest Payment of 0.00085 USD on 83,836.06 Current Face for Volkswagen Auto Loan Enhanced			71.26
August 20, 2024	Trust 2021-1 VALET 2021-1 A3 1.02% 22 Jun 2026 Due On 08/20/24 With Ex Date 08/20/24, CUSIP 92868KAC7			
August 20, 2024	Interest Payment of 0.002867 USD on 22,392.36 Current Face for Volkswagen Auto Lease Trust			64.19
August 20, 2024	2022-A VWALT 2022-A A3 3.44% 21 Jul 2025 Due On 08/20/24 With Ex Date 08/20/24, CUSIP 92868AAC9			
August 21, 2024	Interest Payment of 0.000733 USD on 69,667.69 Current Face for Honda Auto Receivables 2021-4			51.09
August 21, 2024	Owner Trust HAROT 2021-4 A3 0.88% 21 Jan 2026 Due On 08/21/24 With Ex Date 08/21/24, CUSIP 43815GAC3			
August 22, 2024	Interest Payment of 0.004008 USD on 205,000.00 Current Face for Porsche Financial Auto			821.71
August 22, 2024	Securitization Trust 2023-1 PFAST 2023-1A A3 4.81% 22 Sep 2028 Due On 08/22/24 With Ex Date 08/22/24, CUSIP 73328QAC8			
August 26, 2024	Interest Payment of 0.004558 USD on 120,000.00 Current Face for BMW Vehicle Owner Trust			547.00
August 26, 2024	2023-A BMWOT 2023-A A3 5.47% 25 Feb 2028 Due On 08/26/24 With Ex Date 08/25/24, CUSIP 05592XAD2			
August 26, 2024	Interest Payment of 0.004317 USD on 295,000.00 Current Face for BMW Vehicle Owner Trust			1,273.42
August 26, 2024	2024-A BMWOT 2024-A A3 5.18% 26 Feb 2029 Due On 08/26/24 With Ex Date 08/25/24, CUSIP 096919AD7			
August 26, 2024	Interest Payment of 0.002675 USD on 108,498.35 Current Face for BMW Vehicle Owner Trust			290.23
August 26, 2024	2022-A BMWOT 2022-A A3 3.21% 25 Aug 2026 Due On 08/26/24 With Ex Date 08/25/24, CUSIP 05602RAD3			
August 26, 2024	Interest Payment of 0.004275 USD on 130,000.00 Current Face for Chase Auto Owner Trust			555.75
August 26, 2024	2024-1 CHAOT 2024-1A A3 5.13% 25 May 2029 Due On 08/26/24 With Ex Date 08/25/24, CUSIP 16144BAC2			
<b>Total Consumer ABS</b>			<b>\$0.00</b>	<b>\$39,631.73</b>
<b>Commercial ABS</b>				
August 15, 2024	Interest Payment of 0.003975 USD on 150,000.00 Current Face for CNH Equipment Trust 4.77%			596.25
August 15, 2024	15 Jun 2029 Due On 08/15/24 With Ex Date 08/15/24, CUSIP 18978FAC0			
August 15, 2024	Interest Payment of 0.000675 USD on 82,746.84 Current Face for CNH Equipment Trust 2021-C			55.85
August 15, 2024	CNH 2021-C A3 0.81% 15 Dec 2026 Due On 08/15/24 With Ex Date 08/15/24, CUSIP 12598LAC0			
<b>Total Commercial ABS</b>			<b>\$0.00</b>	<b>\$652.10</b>

**Income Received (continued)**

<b>Trade Date</b>			<b>Principal Amount</b>	<b>Income Amount</b>
<b>Settlement Date</b>	<b>Transaction Description</b>			
<i>US Credit</i>				
August 2, 2024	Interest Payment 0.0475 USD Bank of Nova Scotia/The 4.75% 02 Feb 2026 For 500,000.00 Par			11,875.00
August 2, 2024	Value Due on 08/02/24 With Ex Date 08/02/24, CUSIP 06417XAN1			
August 5, 2024	Interest Payment 0.052 USD Mercedes-Benz Finance North America LLC 5.2% 03 Aug 2026 For			7,150.00
August 5, 2024	275,000.00 Par Value Due on 08/05/24 With Ex Date 08/03/24, CUSIP 58769JAK3			
August 5, 2024	Interest Payment 0.048 USD National Rural Util Coop 4.8% 05 Feb 2027 For 510,000.00 Par Value			12,240.00
August 5, 2024	Due on 08/05/24 With Ex Date 08/05/24, CUSIP 63743HFM9			
August 5, 2024	Interest Payment 0.02636 USD State Street Corp 5.272% 03 Aug 2026 For 380,000.00 Par Value			10,016.80
August 5, 2024	Due on 08/05/24 With Ex Date 08/03/24, CUSIP 857477CD3			
August 6, 2024	Interest Payment 0.01746 USD State Street Corp Variable 1.746% 06 Feb 2026 For 155,000.00			1,353.15
August 6, 2024	Par Value Due on 08/06/24 With Ex Date 08/06/24, CUSIP 857477BR3			
August 8, 2024	Interest Payment 0.046 USD Texas Instruments Inc 4.6% 08 Feb 2027 For 325,000.00 Par Value			7,475.00
August 8, 2024	Due on 08/08/24 With Ex Date 08/08/24, CUSIP 882508CE2			
August 9, 2024	Interest Payment 0.045 USD Eli Lilly & Co 4.5% 09 Feb 2027 For 335,000.00 Par Value Due on			7,537.50
August 9, 2024	08/09/24 With Ex Date 08/09/24, CUSIP 532457CJ5			
August 14, 2024	Interest Payment 0.02 USD 3M Co 2% 14 Feb 2025 For 300,000.00 Par Value Due on 08/14/24			3,000.00
August 14, 2024	With Ex Date 08/14/24, CUSIP 88579YBH3			
August 14, 2024	Interest Payment 0.05 USD Toyota Motor Credit Corp 5% 14 Aug 2026 For 275,000.00 Par Value			6,875.00
August 14, 2024	Due on 08/14/24 With Ex Date 08/14/24, CUSIP 89236TKX2			
August 15, 2024	Interest Payment of 0.0353 USD on 165,000.00 Current Face for BA Credit Card Trust BACCT			485.38
August 15, 2024	2022-A1 A1 3.53% 15 Nov 2027 Due On 08/15/24 With Ex Date 08/15/24, CUSIP 05522RDE5			
August 22, 2024	Interest Payment 0.049 USD Bristol-Myers Squibb Co 4.9% 22 Feb 2027 For 105,000.00 Par Value			2,572.50
August 22, 2024	Due on 08/22/24 With Ex Date 08/22/24, CUSIP 110122EE4			
August 26, 2024	Interest Payment 0.05132 USD Westpac New Zealand Ltd 5.132% 26 Feb 2027 For 250,000.00			6,415.00
August 26, 2024	Par Value Due on 08/26/24 With Ex Date 08/26/24, CUSIP 96122FAB3			
August 26, 2024	Interest Payment 0.048 USD AstraZeneca Finance LLC 4.8 26 Feb 2027 For 250,000.00 Par Value			6,000.00
August 26, 2024	Due on 08/26/24 With Ex Date 08/26/24, CUSIP 04636NAK9			
August 26, 2024	Interest Payment 0.048 USD Cisco Systems Inc 4.8% 26 Feb 2027 For 325,000.00 Par Value Due			7,800.00
August 26, 2024	on 08/26/24 With Ex Date 08/26/24, CUSIP 17275RBQ4			
August 28, 2024	Interest Payment 0.042 USD Pricoa Global Funding I 4.2% 28 Aug 2025 For 155,000.00 Par Value			3,255.00
August 28, 2024	Due on 08/28/24 With Ex Date 08/28/24, CUSIP 74153WCR8			

## Income Received (continued)

Trade Date		Principal Amount	Income Amount
Settlement Date	Transaction Description		
<i>US Credit (continued)</i>			
August 28, 2024	Interest Payment 0.0275 USD Pacific Life Global Fdg Li Med 144a Nt 5.5 28 Aug 2026 For		2,475.00
August 28, 2024	90,000.00 Par Value Due on 08/28/24 With Ex Date 08/28/24, CUSIP 6944PL2W8		
<b>Total US Credit</b>		<b>\$0.00</b>	<b>\$96,525.33</b>
<b>Total Fixed Income</b>		<b>\$0.00</b>	<b>\$310,519.24</b>
<b>Total Interest</b>		<b>\$0.00</b>	<b>\$310,519.24</b>
<b>Total Income Received</b>		<b>\$0.00</b>	<b>\$312,546.94</b>
<b>Total</b>	<b>CITY OF DORAL - GENERAL FUND</b>	<b>\$0.00</b>	<b>\$312,546.94</b>

Other Income and Capital Gain Distributions

No transactions this period.

Security Transactions

Trade Date Settlement Date	Transaction Description	Principal Amount	Income Amount	Cost	Accrued Income	Realized G/L
<b>CITY OF DORAL - GENERAL FUND</b>						
<b>Security Transactions</b>						
<i>Adjustments</i>						
August 1, 2024 August 1, 2024	Adjustment - Accreted Market Discount Current Year of United States Treasury Note/Bond 4.25% 15 Oct 2025 - Adjustment Amount of \$159.56, Federal Cost \$159.56, State Cost \$159.56, CUSIP 91282CFP1	0.00		159.56		0.00
August 7, 2024 August 7, 2024	Adjustment - Accreted Market Discount Current Year of United States Treasury Note/Bond 4.375% 15 Aug 2026 - Adjustment Amount of \$482.69, Federal Cost \$482.69, State Cost \$482.69, CUSIP 91282CHU8	0.00		482.69		0.00
August 26, 2024 August 26, 2024	Adjustment - Accreted Market Discount Current Year of Freddie Mac Multifamily Structured Pass Through Certificates FHMS K092 A1 3.125% 25 Oct 2028 - Adjustment Amount of \$40.77, Federal Cost \$40.77, State Cost \$40.77, CUSIP 3137FLYU2	0.00		40.77		0.00
August 26, 2024 August 26, 2024	Adjustment - Accreted Market Discount Current Year of Fannie Mae-Aces FNA 2016-M12 A2 Var 25 Sep 2026 - Adjustment Amount of \$10.67, Federal Cost \$10.67,	0.00		10.67		0.00

## Security Transactions (continued)

Trade Date Settlement Date	Transaction Description	Principal Amount	Income Amount	Cost	Accrued Income	Realized G/L
<i>Adjustments (continued)</i>						
	State Cost \$10.67, CUSIP 3136AUKX8					
<b>Total Adjustments</b>		\$0.00	\$0.00	\$693.69	\$0.00	\$0.00
<b>Total Security Transactions</b>		\$0.00	\$0.00	\$693.69	\$0.00	\$0.00
<b>Total</b>	<b>CITY OF DORAL - GENERAL FUND</b>	\$0.00	\$0.00	\$693.69	\$0.00	\$0.00



**Income Accrual on August 31, 2024**

	Number of Shares	Ex Date Pay Date	Annual Rate	Beginning Accrual	Income Earned	Income Received	Ending Accrual
<b>Cash and Equivalents</b>							
<i>Cash</i>							
US Dollar (Spot Currency:USD)	0.00			0.00	0.00	0.00	0.00
<b>Total Cash</b>				<b>\$0.00</b>	<b>\$0.00</b>	<b>\$0.00</b>	<b>\$0.00</b>
<i>Cash Equivalents</i>							
Fidelity Government Portfolio (CUSIP:316175108)	70,046.07		5.31%	2,027.70	1,233.78	2,027.70	1,233.78
<b>Total Cash Equivalents</b>				<b>\$2,027.70</b>	<b>\$1,233.78</b>	<b>\$2,027.70</b>	<b>\$1,233.78</b>
<i>Accrued Income</i>							
Ending Accrual (Firm Defined Security ID:TOTALACCR)	0.00			0.00	0.00	0.00	0.00
<b>Total Accrued Income</b>				<b>\$0.00</b>	<b>\$0.00</b>	<b>\$0.00</b>	<b>\$0.00</b>
<b>Total Cash and Equivalents</b>				<b>\$2,027.70</b>	<b>\$1,233.78</b>	<b>\$2,027.70</b>	<b>\$1,233.78</b>
<b>Fixed Income</b>							
<i>US Government</i>							
United States Treasury Note/Bond 3.625% 15 May 2026 (CUSIP:91282CHB0)	3,025,000.00	11/15/24	3.65%	23,242.35	9,237.35	0.00	32,479.70
United States Treasury Note/Bond 3.75% 15 Apr 2026 (CUSIP:91282CGV7)	2,560,000.00	10/15/24	3.77%	28,327.86	8,131.15	0.00	36,459.01
United States Treasury Note/Bond 3.875% 15 Jan 2026 (CUSIP:91282CGE5)	1,820,000.00	01/15/25	3.89%	3,257.95	5,940.97	0.00	9,198.92
United States Treasury Note/Bond 4.125% 15 Feb 2027 (CUSIP:91282CKA8)	2,080,000.00	02/15/25	4.10%	39,600.00	7,263.59	42,900.00	3,963.59
United States Treasury Note/Bond 4.125% 15 Jun 2026 (CUSIP:91282CHH7)	780,000.00	12/15/24	4.12%	4,131.76	2,725.20	0.00	6,856.96
United States Treasury Note/Bond 4% 15 Dec 2025 (CUSIP:91282CGA3)	1,370,000.00	12/15/24	4.01%	7,037.16	4,641.53	0.00	11,678.69

**Income Accrual on August 31, 2024 (continued)**

	Number of Shares	Ex Date Pay Date	Annual Rate	Beginning Accrual	Income Earned	Income Received	Ending Accrual
<i>US Government (continued)</i>							
United States Treasury Note/Bond 4% 15 Feb 2026 (CUSIP:91282CGL9)	2,200,000.00	02/15/25	4.01%	40,615.39	7,449.84	44,000.00	4,065.23
United States Treasury Note/Bond 4% 15 Jan 2027 (CUSIP:91282CJT9)	1,210,000.00	01/15/25	3.99%	2,235.87	4,077.17	0.00	6,313.04
United States Treasury Note/Bond 4.25% 15 Mar 2027 (CUSIP:91282CKE0)	500,000.00	09/15/24	4.21%	8,026.50	1,790.08	0.00	9,816.58
United States Treasury Note/Bond 4.25% 15 Oct 2025 (CUSIP:91282CFP1)	0.00			2,570.90	23.81	2,594.71	0.00
United States Treasury Note/Bond 4.375% 15 Aug 2026 (CUSIP:91282CHU8)	3,300,000.00	02/15/25	4.34%	21,605.77	12,097.38	27,033.65	6,669.50
United States Treasury Note/Bond 4.375% 15 Dec 2026 (CUSIP:91282CJP7)	3,695,000.00	12/15/24	4.33%	20,759.14	13,692.19	0.00	34,451.33
United States Treasury Note/Bond 4.5% 15 Apr 2027 (CUSIP:91282CKJ9)	1,200,000.00	10/15/24	4.43%	15,934.43	4,573.76	0.00	20,508.19
United States Treasury Note/Bond 4.5% 15 Jul 2026 (CUSIP:91282CHM6)	1,065,000.00	01/15/25	4.46%	2,629.68	4,648.58	1,027.17	6,251.09
United States Treasury Note/Bond 4.5% 15 May 2027 (CUSIP:91282CKR1)	1,000,000.00	11/15/24	4.42%	9,538.04	3,790.76	0.00	13,328.80
United States Treasury Note/Bond 4.5% 15 Nov 2025 (CUSIP:91282CFW6)	2,150,000.00	11/15/24	4.49%	20,506.79	8,150.13	0.00	28,656.92
United States Treasury Note/Bond 4.625% 15 Jun 2027 (CUSIP:91282CKV2)	1,600,000.00	12/15/24	4.53%	9,098.37	6,672.13	0.00	15,770.50
United States Treasury Note/Bond 4.625% 15 Nov 2026 (CUSIP:91282CJK8)	1,695,000.00	11/15/24	4.56%	16,616.07	6,603.82	0.00	23,219.89
United States Treasury Note/Bond 4.625% 15 Oct 2026 (CUSIP:91282CJC6)	870,000.00	10/15/24	4.56%	11,873.36	3,408.09	0.00	15,281.45

Income Accrual on August 31, 2024 (continued)

	Number of Shares	Ex Date Pay Date	Annual Rate	Beginning Accrual	Income Earned	Income Received	Ending Accrual
<i>US Government (continued)</i>							
United States Treasury Note/Bond 4.625% 15 Sep 2026 (CUSIP:91282CHY0)	310,000.00	09/15/24	4.56%	5,415.52	1,207.78	0.00	6,623.30
<b>Total US Government</b>				<b>\$293,022.91</b>	<b>\$116,125.31</b>	<b>\$117,555.53</b>	<b>\$291,592.69</b>
<i>Agency MBS</i>							
Fannie Mae Pool FN 885671 6.5% 01 Oct 2036 (CUSIP:31410C6G2)	1,044.91	09/01/24	6.27%	5.69	5.66	5.69	5.66
Fannie Mae Pool FN 899203 6.5% 01 Oct 2036 (CUSIP:31410WAC2)	11,355.00	09/01/24	6.18%	61.79	61.51	61.79	61.51
Fannie Mae Pool FN 899273 6.5% 01 Nov 2036 (CUSIP:31410WCJ5)	5,599.85	09/01/24	6.29%	30.63	30.33	30.63	30.33
Fannie Mae Pool FN 946318 6.5% 01 Sep 2037 (CUSIP:31413HYP7)	394.95	09/01/24	6.25%	2.15	2.14	2.15	2.14
Fannie Mae Pool FN 956412 6.5% 01 Nov 2037 (CUSIP:31413VAM9)	1,744.29	09/01/24	6.22%	9.53	9.45	9.53	9.45
Fannie Mae Pool FN BM4614 3% 01 Mar 2033 (CUSIP:3140J9DU2)	127,120.74	09/01/24	3.10%	324.36	317.80	324.36	317.80
Fannie Mae Pool FN FM4174 3% 01 Nov 2032 (CUSIP:3140X7T82)	196,028.33	09/01/24	3.07%	509.16	490.07	509.16	490.07
Fannie Mae Pool FN FM5616 3% 01 Dec 2034 (CUSIP:3140X9G25)	168,966.06	09/01/24	3.13%	430.65	422.42	430.65	422.42
Ginnie Mae II Pool G2 4117 7% 20 Apr 2038 (CUSIP:36202ESE0)	11,310.45	09/01/24	6.73%	66.60	65.98	66.60	65.98
Ginnie Mae II Pool G2 4262 7% 20 Oct 2038 (CUSIP:36202EWX3)	5,169.76	09/01/24	6.91%	30.26	30.16	30.26	30.16
Ginnie Mae I Pool GN 662584 6.5% 15 Sep 2037 (CUSIP:36294XCV6)	10,585.91	09/01/24	6.30%	63.25	57.34	63.25	57.34
Ginnie Mae I Pool GN 668892 7.5% 15 Jun 2037 (CUSIP:36295FC51)	71,822.17	09/01/24	7.34%	450.70	448.89	450.70	448.89

Income Accrual on August 31, 2024 (continued)

	Number of Shares	Ex Date Pay Date	Annual Rate	Beginning Accrual	Income Earned	Income Received	Ending Accrual
<b>Agency MBS (continued)</b>							
Ginnie Mae I Pool GN 677536 6.5% 15 Nov 2037 (CUSIP:36295QV56)	4,177.07	09/01/24	6.28%	22.72	22.63	22.72	22.63
<b>Total Agency MBS</b>				<b>\$2,007.49</b>	<b>\$1,964.38</b>	<b>\$2,007.49</b>	<b>\$1,964.38</b>
<b>CMO</b>							
Freddie Mac REMICS FHR 3842 PH 4% 15 Apr 2041 (CUSIP:3137A9QP4)	62,619.60	09/01/24	4.05%	212.47	208.73	212.47	208.73
Government National Mortgage Association GNR 2008-82 A 6% 20 Sep 2038 (CUSIP:38375YEK4)	11,790.47	09/01/24	5.91%	60.51	58.95	60.51	58.95
Government National Mortgage Association GNR 2014-H19 HA 3% 20 Sep 2064 (CUSIP:38375UPV6)	56,126.23	09/01/24	3.07%	162.27	140.32	162.27	140.32
Government National Mortgage Association GNR 2019-H12 JA 2.5% 20 Jul 2069 (CUSIP:38380LXE8)	158,923.06	09/01/24	2.56%	347.26	331.09	347.26	331.09
Government National Mortgage Association GNR 2020-H02 DA 2.25% 20 Dec 2069 (CUSIP:38380LV67)	200,250.20	09/01/24	2.31%	386.38	375.47	386.38	375.47
<b>Total CMO</b>				<b>\$1,168.89</b>	<b>\$1,114.56</b>	<b>\$1,168.89</b>	<b>\$1,114.56</b>
<b>CMBS</b>							
CarMax Auto Owner Trust 2021-4 CARMX 2021-4 A3 0.56% 15 Sep 2026 (CUSIP:14317JAD9)	59,350.95	09/15/24	0.57%	16.31	29.04	30.58	14.77
CNH Equipment Trust 2023-A CNH 2023-A A3 4.81% 15 Aug 2028 (CUSIP:12664QAC8)	165,000.00	09/15/24	4.80%	352.73	661.37	661.37	352.73
Daimler Trucks Retail Trust 2022-1 DTRT 2022-1 A3 5.23% 17 Feb 2026 (CUSIP:233869AC0)	176,195.74	09/15/24	5.23%	462.99	814.67	868.10	409.56
Daimler Trucks Retail Trust 2024-1 DTRT 2024-1 A3 5.49% 15 Dec 2027 (CUSIP:233874AC0)	165,000.00	09/15/24	5.41%	402.60	754.88	754.88	402.60

Income Accrual on August 31, 2024 (continued)

	Number of Shares	Ex Date Pay Date	Annual Rate	Beginning Accrual	Income Earned	Income Received	Ending Accrual
<i>CMBS (continued)</i>							
Fannie Mae-Aces FNA 2016-M12 A2 Var 25 Sep 2026 (CUSIP:3136AUKX8)	358,094.97	09/01/24	2.62%	730.37	778.01	754.89	753.49
Ford Credit Auto Owner Trust 2022-A FORDO 2022-A A3 1.29% 15 Jun 2026 (CUSIP:345286AC2)	63,623.60	09/15/24	1.31%	41.11	72.46	77.09	36.48
Freddie Mac Multifamily Structured Pass Through Certificates FHMS K052 A2 3.151% 25 Nov 2025 (CUSIP:3137BMTX4)	690,000.00	09/01/24	3.21%	1,811.82	1,811.82	1,811.82	1,811.82
Freddie Mac Multifamily Structured Pass Through Certificates FHMS K057 A2 2.57% 25 Jul 2026 (CUSIP:3137BRQJ7)	355,000.00	09/01/24	2.65%	760.29	760.29	760.29	760.29
Freddie Mac Multifamily Structured Pass Through Certificates FHMS K067 A2 3.194% 25 Jul 2027 (CUSIP:3137FAWS3)	370,000.00	09/01/24	3.28%	984.82	984.82	984.82	984.82
Freddie Mac Multifamily Structured Pass Through Certificates FHMS K092 A1 3.125% 25 Oct 2028 (CUSIP:3137FLYU2)	273,830.46	09/01/24	3.20%	725.02	713.09	725.01	713.10
Freddie Mac Multifamily Structured Pass Through Certificates FHMS K736 A2 2.282% 25 Jul 2026 (CUSIP:3137FNWX4)	370,000.00	09/01/24	2.36%	703.62	703.62	703.62	703.62
GM Financial Consumer Automobile Receivables Trust 2022-1 GMCAR 2022-1 A3 1.26% 16 Nov 2026 (CUSIP:380146AC4)	66,557.44	09/16/24	1.28%	38.64	73.58	77.28	34.94
GM Financial Consumer Automobile Receivables Trust 2022-2 GMCAR 2022-2 A3 3.1% 16 Feb 2027 (CUSIP:362585AC5)	110,411.55	09/16/24	3.14%	153.85	296.47	307.70	142.62

**Income Accrual on August 31, 2024 (continued)**

	Number of Shares	Ex Date Pay Date	Annual Rate	Beginning Accrual	Income Earned	Income Received	Ending Accrual
<b>CMBS (continued)</b>							
John Deere Owner Trust 2022-C JDOT 2022-C A3 5.09% 15 Jun 2027 (CUSIP:47800BAC2)	380,782.32	09/15/24	5.09%	904.89	1,653.19	1,696.67	861.41
Kubota Credit Owner Trust 2021-2 KCOT 2021-2A A3 0.56% 17 Nov 2025 (CUSIP:50117XAE2)	42,574.24	09/15/24	0.57%	12.98	21.95	24.33	10.60
Kubota Credit Owner Trust 2022-1 KCOT 2022-1A A3 2.67% 15 Oct 2026 (CUSIP:50117EAC8)	197,452.80	09/15/24	2.71%	252.00	454.81	472.50	234.31
Kubota Credit Owner Trust 2024-1 KCOT 2024-1A A3 5.19% 17 Jul 2028 (CUSIP:50117BAC4)	170,000.00	09/15/24	5.11%	392.13	735.25	735.25	392.13
<b>Total CMBS</b>				<b>\$8,746.17</b>	<b>\$11,319.32</b>	<b>\$11,446.20</b>	<b>\$8,619.29</b>
<b>Consumer ABS</b>							
Ally Auto Receivables Trust 2022-1 ALLYA 2022-1 A3 3.31% 15 Nov 2026 (CUSIP:02008JAC0)	224,719.36	09/15/24	3.34%	361.94	647.28	678.63	330.59
Ally Auto Receivables Trust 2024-1 ALLYA 2024-1 A3 5.08% 15 Dec 2028 (CUSIP:02008FAC8)	240,000.00	09/15/24	5.04%	541.87	1,016.00	1,016.00	541.87
American Express Credit Account Master Trust AMXCA 2022-2 A 3.39% 15 May 2027 (CUSIP:02582JJT8)	515,000.00	09/15/24	3.43%	775.94	1,454.88	1,454.88	775.94
Bank of America Auto Trust 2023-1 BAAT 2023-1A A3 5.53% 15 Feb 2028 (CUSIP:06428AAC2)	265,000.00	09/15/24	5.47%	651.31	1,221.21	1,221.21	651.31
Bank of America Auto Trust 5.74% 15 Jun 2028 (CUSIP:06054YAC1)	395,000.00	09/15/24	5.64%	1,007.69	1,889.42	1,889.42	1,007.69
BMW Vehicle Owner Trust 2022-A BMWOT 2022-A A3 3.21% 25 Aug 2026 (CUSIP:05602RAD3)	98,569.58	09/25/24	3.24%	58.05	284.91	290.23	52.73

**Income Accrual on August 31, 2024 (continued)**

	Number of Shares	Ex Date Pay Date	Annual Rate	Beginning Accrual	Income Earned	Income Received	Ending Accrual
<i>Consumer ABS (continued)</i>							
BMW Vehicle Owner Trust 2023-A BMWOT 2023-A A3 5.47% 25 Feb 2028 (CUSIP:05592XAD2)	120,000.00	09/25/24	5.42%	109.40	547.00	547.00	109.40
BMW Vehicle Owner Trust 2024-A BMWOT 2024-A A3 5.18% 26 Feb 2029 (CUSIP:096919AD7)	295,000.00	09/25/24	5.09%	254.68	1,273.42	1,273.42	254.68
Capital One Multi-Asset Execution Trust COMET 2022-A2 A 3.49% 15 May 2027 (CUSIP:14041NGA3)	0.00			736.78	46.05	782.83	0.00
Capital One Prime Auto Receivables Trust 2022-1 COPAR 2022-1 A3 3.17% 15 Apr 2027 (CUSIP:14043QAC6)	149,184.96	09/15/24	3.21%	225.19	407.23	422.23	210.19
Capital One Prime Auto Receivables Trust 2022-2 COPAR 2022-2 A3 3.66% 17 May 2027 (CUSIP:14043GAD6)	185,513.12	09/15/24	3.70%	321.53	583.11	602.87	301.77
CarMax Auto Owner Trust 2021-1 CARMX 2021-1 A3 0.34% 15 Dec 2025 (CUSIP:14316NAC3)	9,959.62	09/15/24	0.34%	4.09	5.07	7.66	1.50
CarMax Auto Owner Trust 2021-3 CARMX 2021-3 A3 0.55% 15 Jun 2026 (CUSIP:14317DAC4)	113,756.46	09/15/24	0.56%	31.39	55.28	58.86	27.81
CarMax Auto Owner Trust 2022-2 CARMX 2022-2 A3 3.49% 16 Feb 2027 (CUSIP:14317HAC5)	159,048.33	09/15/24	3.53%	266.23	479.64	499.17	246.70
CarMax Auto Owner Trust 2022-4 CARMX 2022-4 A3 5.34% 16 Aug 2027 (CUSIP:14318UAD3)	535,870.49	09/15/24	5.32%	1,305.33	2,413.97	2,447.50	1,271.80
Chase Auto Owner Trust 2024-1 CHAOT 2024-1A A3 5.13% 25 May 2029 (CUSIP:16144BAC2)	130,000.00	09/25/24	5.06%	111.15	555.75	555.75	111.15
Chase Issuance Trust CHAIT 2022-A1 A 3.97% 15 Sep 2027 (CUSIP:161571HS6)	200,000.00	09/15/24	4.00%	352.89	661.67	661.67	352.89



**Income Accrual on August 31, 2024 (continued)**

	Number of Shares	Ex Date Pay Date	Annual Rate	Beginning Accrual	Income Earned	Income Received	Ending Accrual
<i>Consumer ABS (continued)</i>							
Chase Issuance Trust CHAIT 2023-A1 A 5.16% 15 Sep 2028 (CUSIP:161571HT4)	405,000.00	09/15/24	5.08%	928.80	1,741.50	1,741.50	928.80
CNH Equipment Trust 2022-A CNH 2022-A A3 2.94% 15 Jul 2027 (CUSIP:12660DAC1)	157,004.10	09/15/24	2.99%	210.98	389.76	395.59	205.15
Discover Card Execution Note Trust DCENT 2022-A2 A 3.32% 15 May 2027 (CUSIP:254683CS2)	480,000.00	09/15/24	3.36%	708.27	1,328.00	1,328.00	708.27
Discover Card Execution Note Trust DCENT 2022-A3 A3 3.56% 15 Jul 2027 (CUSIP:254683CW3)	420,000.00	09/15/24	3.60%	664.53	1,246.00	1,246.00	664.53
Fifth Third Auto Trust 2023-1 FITAT 2023-1 A3 5.53% 15 Aug 2028 (CUSIP:31680EAD3)	475,000.00	09/15/24	5.47%	1,167.45	2,188.96	2,188.96	1,167.45
Ford Credit Auto Owner Trust 2023-A FORDO 2023-A A3 4.65% 15 Feb 2028 (CUSIP:344928AD8)	175,000.00	09/15/24	4.66%	361.67	678.13	678.13	361.67
GM Financial Consumer Automobile Receivables Trust 2023-2 GMCAR 2023-2 A3 4.47% 16 Feb 2028 (CUSIP:362583AD8)	185,000.00	09/16/24	4.48%	344.56	689.13	689.13	344.56
GM Financial Consumer Automobile Receivables Trust 2024-1 GMCAR 2024-1 A3 4.85% 18 Dec 2028 (CUSIP:36268GAD7)	65,000.00	09/16/24	4.81%	131.35	262.71	262.71	131.35
Harley-Davidson Motorcycle Trust 2022-A HDMOT 2022-A A3 3.06% 15 Feb 2027 (CUSIP:41284YAD8)	126,060.66	09/15/24	3.09%	189.05	336.86	354.47	171.44
Honda Auto Receivables 2021-3 Owner Trust HAROT 2021-3 A3 0.41% 18 Nov 2025 (CUSIP:43815EAC8)	49,440.34	09/18/24	0.41%	9.02	19.11	20.81	7.32

**Income Accrual on August 31, 2024 (continued)**

	Number of Shares	Ex Date Pay Date	Annual Rate	Beginning Accrual	Income Earned	Income Received	Ending Accrual
<i>Consumer ABS (continued)</i>							
Honda Auto Receivables 2021-4 Owner Trust HAROT 2021-4 A3 0.88% 21 Jan 2026 (CUSIP:43815GAC3)	61,123.90	09/21/24	0.89%	17.03	49.00	51.09	14.94
Honda Auto Receivables 2022-1 Owner Trust HAROT 2022-1 A3 1.88% 15 May 2026 (CUSIP:43815BAC4)	166,333.52	09/15/24	0.00%	0.01	288.52	288.52	0.01
Honda Auto Receivables 2023-2 Owner Trust HAROT 2023-2 A3 4.93% 15 Nov 2027 (CUSIP:437927AC0)	225,000.00	09/15/24	4.92%	493.00	924.37	924.37	493.00
Huntington Auto Trust 5.23% 16 Jan 2029 (CUSIP:446144AE7)	155,000.00	09/15/24	5.15%	360.29	675.54	675.54	360.29
Hyundai Auto Receivables Trust 2022-A HART 2022-A A3 2.22% 15 Oct 2026 (CUSIP:448977AD0)	201,644.35	09/15/24	2.25%	218.87	390.46	410.37	198.96
Hyundai Auto Receivables Trust 2023-B HART 2023-B A3 5.48% 17 Apr 2028 (CUSIP:44933XAD9)	150,000.00	09/15/24	5.41%	365.33	685.00	685.00	365.33
Hyundai Auto Receivables Trust 2024-B HART 2024-B A3 4.84% 15 Mar 2029 (CUSIP:44934QAD3)	240,000.00	09/15/24	4.79%	225.87	968.00	677.60	516.27
John Deere Owner Trust 2022 JDOT 2022-A A3 2.32% 15 Sep 2026 (CUSIP:47787JAC2)	120,742.77	09/15/24	2.35%	137.87	245.14	258.51	124.50
John Deere Owner Trust 2023-B JDOT 2023-B A3 5.18% 15 Mar 2028 (CUSIP:477920AC6)	155,000.00	09/15/24	5.14%	356.84	669.08	669.08	356.84
John Deere Owner Trust 2023 JDOT 2023-A A3 5.01% 15 Nov 2027 (CUSIP:47800CAC0)	140,000.00	09/15/24	5.00%	311.73	584.50	584.50	311.73
John Deere Owner Trust 2024-B JDOT 2024-B A3 5.2% 15 Mar 2029 (CUSIP:47786WAD2)	245,000.00	09/15/24	5.10%	566.22	1,061.67	1,061.67	566.22

Income Accrual on August 31, 2024 (continued)

	Number of Shares	Ex Date Pay Date	Annual Rate	Beginning Accrual	Income Earned	Income Received	Ending Accrual
<i>Consumer ABS (continued)</i>							
John Deere Owner Trust 2024 JDOT 2024-A A3 4.96% 15 Nov 2028 (CUSIP:47800RAD5)	125,000.00	09/15/24	4.90%	275.56	516.67	516.67	275.56
Kubota Credit Owner Trust 2023-1 KCOT 2023-1A A3 5.02% 15 Jun 2027 (CUSIP:50117KAC4)	175,000.00	09/15/24	5.00%	390.44	732.08	732.08	390.44
Kubota Credit Owner Trust 2023-2 KCOT 2023-2A A3 5.28% 18 Jan 2028 (CUSIP:500945AC4)	130,000.00	09/15/24	5.22%	305.07	572.00	572.00	305.07
Kubota Credit Owner Trust 2024-2 KCOT 2024-2A A3 5.26% 15 Nov 2028 (CUSIP:50117DAC0)	180,000.00	09/15/24	5.16%	420.80	789.00	789.00	420.80
Mercedes-Benz Auto Receivables Trust 2022-1 MBART 2022-1 A3 5.21% 16 Aug 2027 (CUSIP:58768PAC8)	528,914.90	09/15/24	5.20%	1,306.98	2,368.33	2,450.58	1,224.73
Porsche Financial Auto Securitization Trust 2023-1 PFAST 2023-1A A3 4.81% 22 Sep 2028 (CUSIP:73328QAC8)	205,000.00	09/22/24	4.81%	246.51	821.71	821.71	246.51
Toyota Auto Receivables 2022-C Owner Trust TAOT 2022-C A3 3.76% 15 Apr 2027 (CUSIP:89231CAD9)	130,201.91	09/15/24	3.79%	231.50	420.15	434.07	217.58
Toyota Auto Receivables 2023-B Owner Trust TAOT 2023-B A3 4.71% 15 Feb 2028 (CUSIP:891941AD8)	240,000.00	09/15/24	4.71%	502.40	942.00	942.00	502.40
Toyota Auto Receivables 2024-A Owner Trust TAOT 2024-A A3 4.83% 16 Oct 2028 (CUSIP:89238DAD0)	150,000.00	09/15/24	4.80%	322.00	603.75	603.75	322.00
Toyota Auto Receivables 2024-C Owner Trust TAOT 2024-C A3 4.88% 15 Mar 2029 (CUSIP:89237QAD2)	280,000.00	09/15/24	4.82%	37.96	1,138.66	569.33	607.29
Toyota Auto Receivables 4.63% 15 Sep 2027 (CUSIP:891940AC2)	215,000.00	09/15/24	4.64%	442.42	829.54	829.54	442.42

Income Accrual on August 31, 2024 (continued)

	Number of Shares	Ex Date Pay Date	Annual Rate	Beginning Accrual	Income Earned	Income Received	Ending Accrual
<b>Consumer ABS (continued)</b>							
Volkswagen Auto Lease Trust 2022-A VWALT 2022-A A3 3.44% 21 Jul 2025 (CUSIP:92868AAC9)	9,867.68	09/20/24	3.45%	23.54	51.02	64.19	10.37
Volkswagen Auto Loan Enhanced Trust 2021-1 VALET 2021-1 A3 1.02% 22 Jun 2026 (CUSIP:92868KAC7)	72,161.64	09/20/24	1.03%	26.13	67.62	71.26	22.49
World Omni Auto Receivables Trust 2024-A WOART 2024-A A3 4.86% 15 Mar 2029 (CUSIP:98164RAD8)	350,000.00	09/15/24	4.82%	756.00	1,417.50	1,417.50	756.00
<b>Total Consumer ABS</b>				<b>\$20,171.51</b>	<b>\$40,233.36</b>	<b>\$40,414.56</b>	<b>\$19,990.31</b>
<b>Commercial ABS</b>							
CNH Equipment Trust 2021-C CNH 2021-C A3 0.81% 15 Dec 2026 (CUSIP:12598LACO)	72,589.53	09/15/24	0.83%	29.79	52.19	55.85	26.13
CNH Equipment Trust 4.77% 15 Jun 2029 (CUSIP:18978FAC0)	150,000.00	09/15/24	4.73%	318.00	596.25	596.25	318.00
<b>Total Commercial ABS</b>				<b>\$347.79</b>	<b>\$648.44</b>	<b>\$652.10</b>	<b>\$344.13</b>
<b>US Credit</b>							
3M Co 2% 14 Feb 2025 (CUSIP:88579YBH3)	300,000.00	02/14/25	2.03%	2,783.33	500.00	3,000.00	283.33
Adobe Inc 4.85% 04 Apr 2027 (CUSIP:00724PAE9)	215,000.00	10/04/24	4.77%	3,388.94	868.96	0.00	4,257.90
American Honda Finance 4.9% 12 Mar 2027 (CUSIP:02665WFD8)	230,000.00	09/12/24	4.83%	4,320.17	939.16	0.00	5,259.33
American Honda Finance Corp 5.25% 07 Jul 2026 (CUSIP:02665WEK3)	220,000.00	01/07/25	5.17%	770.00	962.50	0.00	1,732.50
AstraZeneca Finance LLC 4.8 26 Feb 2027 (CUSIP:04636NAK9)	250,000.00	02/26/25	4.74%	5,166.67	1,000.00	6,000.00	166.67
Australia & New Zealand Banking Group Ltd/New York NY 4.75% 18 Jan 2027 (CUSIP:05253JAZ4)	525,000.00	01/18/25	4.70%	900.52	2,078.13	0.00	2,978.65

**Income Accrual on August 31, 2024 (continued)**

	Number of Shares	Ex Date Pay Date	Annual Rate	Beginning Accrual	Income Earned	Income Received	Ending Accrual
<i>US Credit (continued)</i>							
BA Credit Card Trust BACCT 2022-A1 A1 3.53% 15 Nov 2027 (CUSIP:05522RDE5)	165,000.00	09/15/24	3.57%	258.87	485.38	485.38	258.87
Bank of America Corp Variable .981% 25 Sep 2025 (CUSIP:06051GJG5)	0.00			2,763.97	21.93	2,785.90	0.00
Bank Of Montreal 5.92% 25 Sep 2025 (CUSIP:06368LWT9)	325,000.00	09/25/24	5.85%	6,734.00	1,603.33	0.00	8,337.33
Bank of New York Mellon Corp/The Variable 4.89% 21 Jul 2028 (CUSIP:06406RBX4)	465,000.00	01/21/25	4.84%	568.46	1,894.88	0.00	2,463.34
Bank of Nova Scotia/The 4.75% 02 Feb 2026 (CUSIP:06417XAN1)	500,000.00	02/02/25	4.74%	11,809.03	1,979.17	11,875.00	1,913.20
Banque Fed Cred Mutuel 5.088% 23 Jan 2027 (CUSIP:06675FBC0)	500,000.00	01/23/25	5.02%	565.34	2,120.00	0.00	2,685.34
BlackRock Funding Inc 4.6% 26 Jul 2027 (CUSIP:09290DAH4)	335,000.00	01/26/25	4.54%	214.03	1,284.16	0.00	1,498.19
BMW US Capital LLC 4.9% 02 Apr 2027 (CUSIP:05565ECH6)	540,000.00	10/02/24	4.84%	8,746.50	2,205.00	0.00	10,951.50
BP Cap Markets America 5.017% 17 Nov 2027 (CUSIP:10373QBY5)	395,000.00	11/17/24	4.91%	4,073.52	1,651.44	0.00	5,724.96
BPCE SA 5.203% 18 Jan 2027 (CUSIP:05571AAT2)	250,000.00	01/18/25	5.14%	469.72	1,083.95	0.00	1,553.67
Brighthouse Fin Gbl Fund 5.55% 09 Apr 2027 (CUSIP:10921U2J6)	310,000.00	10/09/24	5.48%	5,257.08	1,433.75	0.00	6,690.83
Bristol-Myers Squibb Co 4.9% 22 Feb 2027 (CUSIP:110122EE4)	105,000.00	02/22/25	4.82%	2,272.38	428.75	2,572.50	128.63
Canadian Imperial Bank of Commerce 5.237% 28 Jun 2027 (CUSIP:13607L8C0)	170,000.00	12/28/24	5.13%	816.10	741.91	0.00	1,558.01
Canadian Imperial Bank of Commerce 5.926% 02 Oct 2026 (CUSIP:13607LWT6)	275,000.00	10/02/24	5.76%	5,386.90	1,358.04	0.00	6,744.94

**Income Accrual on August 31, 2024 (continued)**

	Number of Shares	Ex Date Pay Date	Annual Rate	Beginning Accrual	Income Earned	Income Received	Ending Accrual
<i>US Credit (continued)</i>							
Caterpillar Financial Services Corp 4.8% 06 Jan 2026 (CUSIP:14913R3B1)	500,000.00	01/06/25	4.78%	1,666.67	2,000.00	0.00	3,666.67
Cisco Systems Inc 4.8% 26 Feb 2027 (CUSIP:17275RBQ4)	325,000.00	02/26/25	4.72%	6,716.67	1,300.00	7,800.00	216.67
Citibank NA 5.438% 30 Apr 2026 (CUSIP:17325FBF4)	255,000.00	10/30/24	5.36%	3,505.25	1,155.57	0.00	4,660.82
Citibank NA 5.864% 29 Sep 2025 (CUSIP:17325FBA5)	255,000.00	09/29/24	5.79%	5,067.47	1,246.10	0.00	6,313.57
Cooperatieve Rabobank UA/NY 4.333% 28 Aug 2026 (CUSIP:21688ABF8)	520,000.00	02/28/25	4.33%	0.00	187.76	0.00	187.76
Cooperat Rabobank UA/NY 5.50% 18 Jul 2025 (CUSIP:21688AAW2)	0.00			605.76	46.60	652.36	0.00
Credit Agricole SA 5.134% 11 Mar 2027 (CUSIP:22534PAH6)	515,000.00	09/11/24	5.05%	10,282.26	2,203.34	0.00	12,485.60
Diageo Capital PLC 5.375% 05 Oct 2026 (CUSIP:25243YBK4)	315,000.00	10/05/24	5.28%	5,455.62	1,410.94	0.00	6,866.56
Eli Lilly & Co 4.5% 09 Feb 2027 (CUSIP:532457CJ5)	335,000.00	02/09/25	4.46%	7,202.50	1,256.25	7,537.50	921.25
Goldman Sachs Bank USA/New York NY Variable 5.414% 21 May 2027 (CUSIP:38151LAG5)	415,000.00	11/21/24	5.35%	4,368.80	1,872.34	0.00	6,241.14
Home Depot Inc/The 4.95% 30 Sep 2026 (CUSIP:437076CV2)	115,000.00	09/30/24	4.88%	1,913.31	474.38	0.00	2,387.69
Honeywell International 4.65% 30 Jul 2027 (CUSIP:438516CX2)	310,000.00	01/30/25	4.59%	0.00	1,201.25	0.00	1,201.25
Hormel Foods Corp 4.8% 30 Mar 2027 (CUSIP:440452AK6)	170,000.00	09/30/24	4.74%	3,241.33	680.00	0.00	3,921.33
John Deere Capital Corp 4.85% 05 Mar 2027 (CUSIP:24422EXM6)	420,000.00	09/05/24	4.78%	8,148.00	1,697.50	0.00	9,845.50
JPMorgan Chase & Co Variable 4.08% 26 Apr 2026 (CUSIP:46647PCZ7)	350,000.00	10/26/24	4.11%	3,768.33	1,190.00	0.00	4,958.33

Income Accrual on August 31, 2024 (continued)

	Number of Shares	Ex Date Pay Date	Annual Rate	Beginning Accrual	Income Earned	Income Received	Ending Accrual
<i>US Credit (continued)</i>							
JPMorgan Chase & Co Variable 4.979% 22 Jul 2028 (CUSIP:46647PEL6)	340,000.00	01/22/25	4.92%	423.22	1,410.71	0.00	1,833.93
Linde Inc 4.7% 05 Dec 2025 (CUSIP:53522KAB9)	505,000.00	12/05/24	4.69%	3,692.11	1,977.92	0.00	5,670.03
MassMutual Global Funding II 4.15% 26 Aug 2025 (CUSIP:57629WDK3)	0.00			4,645.70	29.97	4,675.67	0.00
MassMutual Global Funding II 5.1% 09 Apr 2027 (CUSIP:57629W4S6)	515,000.00	10/09/24	4.99%	8,171.34	2,188.75	0.00	10,360.09
Mercedes-Benz Finance North America LLC 4.8% 11 Jan 2027 (CUSIP:58769JAQ0)	250,000.00	01/11/25	4.75%	666.67	1,000.00	0.00	1,666.67
Mercedes-Benz Finance North America LLC 5.2% 03 Aug 2026 (CUSIP:58769JAK3)	275,000.00	02/03/25	5.13%	7,070.56	1,191.66	7,150.00	1,112.22
Metropolitan Life Global Funding I 5.05% 11 Jun 2027 (CUSIP:592179KL8)	375,000.00	12/11/24	4.94%	2,630.21	1,578.12	0.00	4,208.33
Met Tower Global Funding 3.7% 13 Jun 2025 (CUSIP:58989V2E3)	0.00			1,628.00	33.92	1,661.92	0.00
Morgan Stanley 3.125% 27 Jul 2026 (CUSIP:61761J3R8)	200,000.00	01/27/25	3.21%	69.44	520.84	0.00	590.28
Morgan Stanley 4% 23 Jul 2025 (CUSIP:6174468C6)	235,000.00	01/23/25	4.03%	208.89	783.33	0.00	992.22
Morgan Stanley Variable 5.652% 13 Apr 2028 (CUSIP:61747YFP5)	90,000.00	10/13/24	5.51%	1,441.26	423.90	0.00	1,865.16
National Australia Bank Ltd/New York 4.966% 12 Jan 2026 (CUSIP:63253QAA2)	450,000.00	01/12/25	4.93%	1,179.42	1,862.26	0.00	3,041.68
National Rural Util Coop 4.8% 05 Feb 2027 (CUSIP:63743HFM9)	510,000.00	02/05/25	4.74%	11,968.00	2,040.00	12,240.00	1,768.00
New York Life Global Fdg 5.45% 18 Sep 2026 (CUSIP:64953BBF4)	500,000.00	09/18/24	5.34%	10,067.36	2,270.84	0.00	12,338.20



Income Accrual on August 31, 2024 (continued)

	Number of Shares	Ex Date Pay Date	Annual Rate	Beginning Accrual	Income Earned	Income Received	Ending Accrual
<i>US Credit (continued)</i>							
Northwestern Mutual GBLB 5.07% 25 Mar 2027 (CUSIP:66815L2R9)	175,000.00	09/25/24	4.96%	3,105.38	739.37	0.00	3,844.75
PACCAR Financial Corp 5.2% 09 Nov 2026 (CUSIP:69371RS72)	190,000.00	11/09/24	5.10%	2,250.44	823.34	0.00	3,073.78
Pacific Life Global Fdg li Med 144a Nt 5.5 28 Aug 2026 (CUSIP:6944PL2W8)	90,000.00	02/28/25	5.40%	2,103.75	412.50	2,475.00	41.25
PepsiCo Inc 5.125% 10 Nov 2026 (CUSIP:713448FW3)	145,000.00	11/10/24	5.03%	1,672.03	619.27	0.00	2,291.30
PNC Financial Services 5.671% 28 Oct 2025 (CUSIP:693475BH7)	160,000.00	10/28/24	5.67%	2,344.01	756.14	0.00	3,100.15
PNC Financial Services Group Inc/The Variable 4.758% 26 Jan 2027 (CUSIP:693475BL8)	35,000.00	01/26/25	4.76%	23.13	138.77	0.00	161.90
Pricoa Global Funding I 4.2% 28 Aug 2025 (CUSIP:74153WCR8)	155,000.00	02/28/25	4.22%	2,766.75	542.50	3,255.00	54.25
Pricoa Global Funding I 4.4% 27 Aug 2027 (CUSIP:74153WCU1)	250,000.00	02/27/25	4.39%	0.00	122.22	0.00	122.22
Principal Life Global Funding II 4.6% 19 Aug 2027 (CUSIP:74256LFA2)	65,000.00	02/19/25	4.58%	0.00	99.67	0.00	99.67
Principal Life Global Funding II 5% 16 Jan 2027 (CUSIP:74256LEX3)	225,000.00	01/16/25	4.93%	468.75	937.50	0.00	1,406.25
Protective Life Global 4.992% 12 Jan 2027 (CUSIP:74368CBX1)	370,000.00	01/12/25	4.93%	974.83	1,539.20	0.00	2,514.03
Protective Life Global 5.366% 06 Jan 2026 (CUSIP:74368CBQ6)	150,000.00	01/06/25	5.32%	558.96	670.75	0.00	1,229.71
Roche Holdings Inc 5.265% 13 Nov 2026 (CUSIP:771196CEO)	470,000.00	11/13/24	5.16%	5,361.53	2,062.12	0.00	7,423.65
Royal Bank of Canada 5.2% 20 Jul 2026 (CUSIP:78016FZZO)	500,000.00	01/20/25	5.13%	794.45	2,166.66	0.00	2,961.11
State Street Corp 4.993% 18 Mar 2027 (CUSIP:857477CL5)	210,000.00	09/18/24	4.91%	3,873.74	873.77	0.00	4,747.51

**Income Accrual on August 31, 2024 (continued)**

	Number of Shares	Ex Date Pay Date	Annual Rate	Beginning Accrual	Income Earned	Income Received	Ending Accrual
<i>US Credit (continued)</i>							
State Street Corp 5.272% 03 Aug 2026 (CUSIP:857477CD3)	380,000.00	02/03/25	5.19%	9,905.50	1,669.47	10,016.80	1,558.17
State Street Corp Variable 1.746% 06 Feb 2026 (CUSIP:857477BR3)	155,000.00	02/06/25	1.77%	1,315.56	225.53	1,353.15	187.94
State Street Corp Variable 4.857% 26 Jan 2026 (CUSIP:857477BZ5)	0.00			37.10	7.42	44.52	0.00
State Street Corp Variable 5.751% 04 Nov 2026 (CUSIP:857477BX0)	100,000.00	11/04/24	5.69%	1,389.83	479.25	0.00	1,869.08
Sumitomo Mitsui Trust Bank Ltd 5.65% 14 Sep 2026 (CUSIP:86563VBK4)	275,000.00	09/14/24	5.54%	5,912.88	1,294.79	0.00	7,207.67
Svenska Handelsbanken AB 5.125% 28 May 2027 (CUSIP:86959LAQ6)	280,000.00	11/28/24	5.02%	2,511.25	1,195.83	0.00	3,707.08
Texas Instruments Inc 4.6% 08 Feb 2027 (CUSIP:882508CE2)	325,000.00	02/08/25	4.55%	7,184.31	1,245.83	7,475.00	955.14
Toronto-Dominion Bank/The 5.532% 17 Jul 2026 (CUSIP:89115A2S0)	500,000.00	01/17/25	5.43%	1,075.67	2,305.00	0.00	3,380.67
Toyota Motor Credit Corp 4.55% 07 Aug 2026 (CUSIP:89236TMJ1)	245,000.00	02/07/25	4.53%	0.00	681.24	0.00	681.24
Toyota Motor Credit Corp 5% 14 Aug 2026 (CUSIP:89236TKX2)	275,000.00	02/14/25	4.94%	6,378.47	1,145.84	6,875.00	649.31
Unitedhealth Group Inc 4.6% 15 Apr 2027 (CUSIP:91324PEY4)	530,000.00	10/15/24	4.55%	8,803.89	2,031.66	0.00	10,835.55
Wells Fargo Bank NA 4.811% 15 Jan 2026 (CUSIP:94988J6H5)	520,000.00	01/15/25	4.79%	1,111.87	2,084.77	0.00	3,196.64
Wells Fargo Bank NA 5.254% 11 Dec 2026 (CUSIP:94988J6F9)	370,000.00	12/11/24	5.15%	2,699.92	1,619.95	0.00	4,319.87
Westpac New Zealand Ltd 5.132% 26 Feb 2027 (CUSIP:96122FAB3)	250,000.00	02/26/25	5.05%	5,524.03	1,069.17	6,415.00	178.20
<b>Total US Credit</b>				<b>\$263,217.71</b>	<b>\$89,434.22</b>	<b>\$106,345.70</b>	<b>\$246,306.23</b>
<b>Total Fixed Income</b>				<b>\$588,682.47</b>	<b>\$260,839.59</b>	<b>\$279,590.47</b>	<b>\$569,931.59</b>
<b>Total Accrual</b>				<b>\$590,710.17</b>	<b>\$262,073.37</b>	<b>\$281,618.17</b>	<b>\$571,165.37</b>

**Information****IMPORTANT INFORMATION FOR ALL REGIONS BANK CUSTOMERS:**

WE ENCOURAGE YOU TO CONTACT YOUR TRUST ADVISOR OR RELATIONSHIP MANAGER IF YOUR FINANCIAL OBJECTIVES CHANGE OR IF YOU WANT TO DISCUSS THE INVESTMENT OBJECTIVES OF YOUR ACCOUNT. TRUST SERVICES ARE PROVIDED THROUGH REGIONS PRIVATE WEALTH MANAGEMENT OR INSTITUTIONAL SERVICES, A BUSINESS UNIT WITHIN REGIONS BANK. INVESTMENTS IN SECURITIES, INSURANCE AND ANNUITY PRODUCTS: ARE NOT FDIC INSURED, ARE NOT A DEPOSIT, ARE NOT BANK GUARANTEED, ARE NOT INSURED BY ANY FEDERAL GOVERNMENT AGENCY, MAY GO DOWN IN VALUE, AND ARE NOT A CONDITION OF ANY BANKING ACTIVITY.

**INVESTMENT PRODUCTS AND FEES/REVENUE-SHARING DISCLOSURES**

REGIONS PRIVATE WEALTH MANAGEMENT OR INSTITUTIONAL SERVICES MAY INVEST IN INVESTMENT PRODUCTS NOT AFFILIATED WITH REGIONS BANK OR ITS AFFILIATES. REGIONS BANK MAY RECEIVE 12B-1 FEES AND/OR ANNUAL REVENUE SHARING FEES FROM THE USE OF THESE INVESTMENT PRODUCTS IN ITS CUSTOMERS' ACCOUNTS. THE 12B-1 FEES RECEIVED BY REGIONS BANK VARY BY INVESTMENT PRODUCT AND IN NO CIRCUMSTANCES EXCEED .75% OF THE AVERAGE DAILY NET ASSETS INVESTED IN ANY PRODUCT; IN MOST CIRCUMSTANCES THE FEE IS .25% OR LESS. ANNUAL REVENUE SHARING FEES OF UP TO .15% OF THE MARKET VALUE OF THE ASSETS INVESTED IN CERTAIN MONEY MARKET MUTUAL FUNDS ARE PAID DIRECTLY TO REGIONS BANK FROM THE INVESTMENT PROVIDER. IN THE EVENT AN ACCOUNT HAS BEEN TERMINATED AND FORMALLY CLOSED, AN ADMINISTRATIVE FEE OF UP TO \$50 FOR PROCESSING EACH CLASS ACTION SETTLEMENT PAYMENT OR ANY OTHER CASH RECEIPT WILL BE CHARGED.

**MARKET VALUES AND ESTIMATED INCOME FIGURES ARE NOT GUARANTEED BUT DO COME FROM RELIABLE SOURCES.** FOR SECURITIES TRADED ON A MAJOR EXCHANGE, MARKET VALUES ARE PRICED AS OF THE STATEMENT DATE AS PROVIDED BY VARIOUS PRICING SERVICES.

THE METHOD AND FREQUENCY OF PRICING ASSETS NOT TRADED ON MAJOR EXCHANGES VARIES DEPENDING ON THE TYPE OF ASSETS; THEREFORE, THE PRICE SHOWN ON YOUR STATEMENT MAY NOT BE A CURRENT VALUE AS OF THE STATEMENT DATE. WE CANNOT GUARANTEE THEIR ACCURACY OR THAT THE ASSETS CAN BE BOUGHT OR SOLD FOR THESE PRICES. FOR MORE DETAILED INFORMATION REGARDING FEES, PLEASE CONSULT THE FUND PROSPECTUS OR CONTACT YOUR TRUST ADVISOR OR RELATIONSHIP MANAGER. THE BEGINNING BALANCE ON THIS STATEMENT MAY NOT MATCH THE CLOSING BALANCE ON THE PREVIOUS STATEMENT DUE TO THE SECURITY PRICE IN THE PORTFOLIO BEING UPDATED AFTER THE PREVIOUS STATEMENT WAS ISSUED.

**IMPORTANT INFORMATION FOR RETIREMENT SERVICES ACCOUNTS:**

REGIONS MAY RECEIVE 12B-1, SHAREHOLDER SERVICE FEES AND/OR SUB-TRANSFER AGENT FEES FROM THE FUNDS OF UP TO .75% OF THE MARKET VALUE OF PLAN ASSETS INVESTED IN THE FUND PAYING SUCH FEES. REGIONS MAY RECEIVE A FINDER'S FEE IN AN AMOUNT UP TO 1.00% OF THE VALUE OF NEW PURCHASES IN A FUND WHERE THE PLAN'S INVESTMENT IN THE FUND EXCEEDS A SPECIFIC DOLLAR AMOUNT DETERMINED BY THE FUND FAMILY. REGIONS MAY RECEIVE AN ANNUAL REVENUE SHARING FEE FROM THE FUND DISTRIBUTOR OF UP TO .15% OF THE MARKET VALUE OF PLAN ASSETS INVESTED IN THE FUND. PERCENTAGES DESCRIBE FEES THAT ARE CALCULATED AS AN ANNUAL PERCENTAGE OF THE ASSETS INVESTED BY REGIONS CLIENTS IN THE PARTICULAR FUND OR FUND FAMILY. 12B-1, SUB-TRANSFER AGENT AND SHAREHOLDER SERVICE FEES ARE PAID OUT OF THE ASSETS OF THE MUTUAL FUNDS; REVENUE SHARING AND FINDERS FEES ARE NOT CHARGED AGAINST MUTUAL FUND ASSETS.

**REGIONS TRUST CASH SWEEP (RTCS) DISCLOSURE**

UNLESS YOU HAVE INSTRUCTED US TO USE A THIRD-PARTY SHORT TERM INVESTMENT VEHICLE TO HOLD CASH IN THE ACCOUNT, WE USE ONE OF

Information (continued)

THE REGIONS TRUST CASH SWEEP FUNDS ("RTCS") TO ENSURE THAT ALL CASH IN THE ACCOUNT IS INVESTED DAILY. AS INVESTMENTS IN THE ACCOUNT GENERATE CASH, THIS CASH IS AUTOMATICALLY SWEEPED INTO RTCS EACH DAY WHERE THE CASH EARNS INTEREST RATHER THAN SITTING IDLE BEFORE BEING DISTRIBUTED OR REINVESTED. EACH RTCS FUND PAYS INTEREST IN ACCORDANCE WITH THE DISCLOSURE PROVIDED TO YOU AT THE TIME THE FUND WAS SELECTED. THE INVESTMENT OBJECTIVE OF RTCS IS TO PRODUCE CURRENT INCOME WITH LIQUIDITY AND STABLE PRINCIPAL. RTCS IS AN FDIC-INSURED DEPOSIT IN REGIONS BANK. BALANCES IN EXCESS OF THE STANDARD MAXIMUM INSURED AMOUNT (GENERALLY \$250,000) MAY OR MAY NOT BE COLLATERALIZED BY MARKETABLE SECURITIES SEGREGATED BY REGIONS BANK FOR PURPOSES OF SECURING THESE DEPOSITS, DEPENDING UPON THE PARTICULAR RTCS FUND SELECTED. THERE ARE NO SEPARATE MANAGEMENT FEES ASSOCIATED WITH RTCS. THE ACCOUNT FEES BASED ON THE TOTAL MARKET VALUE OF THE ACCOUNT WILL INCLUDE THE RTCS ASSETS IN THE CALCULATION. AS BANKING PRODUCTS CHANGE, REGIONS BANK MAY CHANGE THE TYPE OF DEPOSIT OR ACCOUNT WE USE FOR THE RTCS. WE WILL NOTIFY YOU IF ANY CHANGE IS A MATERIAL CHANGE.

**IMPORTANT INFORMATION FOR RESPONSIBLE PLAN FIDUCIARIES, RETIREMENT PLAN SPONSORS, IRA OWNERS AND INVESTMENT MANAGERS**

IF YOU ARE A RESPONSIBLE PLAN FIDUCIARY, A RETIREMENT PLAN SPONSOR, AN IRA OWNER, OR AN INVESTMENT MANAGER, AND YOU HAVE ALREADY AUTHORIZED THE USE OF REGIONS BANK AS A DEPOSITORY FOR UNINVESTED CASH, THEN IT IS NOT NECESSARY TO TAKE ADDITIONAL ACTION TO APPROVE THE USE OF THE RTCS TO HOLD CASH IN THE RETIREMENT PLAN OR IRA TRUST. HOWEVER, IF YOU DO NOT APPROVE OF THE USE OF THE RTCS, YOU MUST CONTACT YOUR RELATIONSHIP MANAGER OR TRUST ADVISOR TO DESIGNATE ANOTHER SHORT TERM INVESTMENT VEHICLE TO HOLD CASH IN THE ACCOUNT.

**COST BASIS REPORTING REQUIREMENTS BEGINNING JANUARY 1, 2011, FOR AGENCY AND CUSTODY ACCOUNTS**

THE EMERGENCY ECONOMIC STABILIZATION ACT OF 2008 MANDATED TAX REPORTING CHANGES THAT REQUIRE FINANCIAL INSTITUTIONS TO REPORT THE ADJUSTED COST BASIS OF CERTAIN SOLD SECURITIES, INCLUDING WHETHER THE GAIN OR LOSS IS SHORT OR LONG-TERM, TO THE IRS AND TO CUSTOMERS ON FORM 1099-B.

**COVERED VS. NON-COVERED SECURITIES**

THE CHANGES ARE BEING ROLLED OUT IN PHASES AS INDICATED BELOW. COVERED SECURITIES ARE THOSE ACQUIRED ON OR AFTER THE DATES SPECIFIED IN THE LEGISLATION. COST BASIS FOR THESE SECURITIES MUST BE REPORTED BY FINANCIAL INSTITUTIONS. SECURITIES ACQUIRED BEFORE THESE DATES ARE NON-COVERED AND FINANCIAL INSTITUTIONS ARE NOT REQUIRED TO REPORT THE COST BASIS. TAXPAYERS ARE RESPONSIBLE FOR ACCURATELY REPORTING COST BASIS ON COVERED AND NON-COVERED SECURITIES TO THE IRS ON THEIR TAX RETURNS.

EQUITIES.....	ACQUIRED ON OR AFTER JAN. 1, 2011
MUTUAL FUNDS, DIVIDEND REINVESTMENT PLANS (DRIPS) AND MOST ETFS.....	ACQUIRED ON OR AFTER JAN. 1, 2012
SIMPLE DEBT INSTRUMENTS AND OPTIONS.....	ACQUIRED ON OR AFTER JAN. 1, 2014
DEBT INSTRUMENTS WITH COMPLEX FEATURES.....	ACQUIRED ON OR AFTER JAN. 1, 2016

**TAX LOT SELECTION METHOD**

THE IRS REQUIRES THE USE OF A DEFAULT COST BASIS METHOD FOR CALCULATING GAINS AND LOSSES UNLESS A CLIENT OR ADVISOR ACTING ON THE CLIENT'S BEHALF CHOOSES ANOTHER METHOD. FOR EQUITIES, THE IRS DEFAULT SELECTION METHOD IS FIRST IN, FIRST OUT (FIFO).

**Information (continued)**

HOWEVER, PRIOR TO OCTOBER 1, 2017, REGIONS' DEFAULT SELECTION METHOD WAS LONG TERM, HIGH COST UNLESS THE CLIENT REQUESTED A DIFFERENT DEFAULT METHOD. EFFECTIVE OCTOBER 1, 2017, REGIONS' DEFAULT SELECTION METHOD IS MINIMIZE GAIN UNLESS THE CLIENT DIRECTS OTHERWISE. IF A CLIENT DESIRES A DIFFERENT DEFAULT SELECTION METHOD THAN MINIMIZE GAIN, THE CLIENT SHOULD CONTACT THEIR TRUST ADVISOR. CLIENTS CAN CHANGE THE DEFAULT SELECTION METHOD OR OVERRIDE IT FOR A SPECIFIC TRADE. AN ALTERNATE DEFAULT SELECTION METHOD MUST BE SPECIFIED EITHER AT THE TIME OF THE TRADE OR THROUGH A STANDING ORDER; HOWEVER, ONCE THE TRADE SETTLES, THE METHOD USED WILL BE FINAL AND CANNOT BE CHANGED.

**FORM 1099-B**

FINANCIAL INSTITUTIONS ARE REQUIRED TO INCLUDE COST BASIS, ACQUISITION DATE, WASH SALE DISALLOWED LOSS, AND HOLDING PERIOD INFORMATION FOR COVERED SECURITIES ON FORM 1099-B.

**TRADE REQUESTS**

REGIONS WEALTH MANAGEMENT PERFORMS TRADE REQUESTS AS AN ACCOMMODATION ONLY. REGIONS WEALTH MANAGEMENT ALLOWS THE USE OF ELECTRONIC COMMUNICATION (I.E., FAX OR EMAIL OR VOICEMAIL) BY ANY CUSTOMER TO REQUEST, AUTHORIZE OR EFFECT THE PURCHASE OR SALE OF SECURITIES. WE DO NOT GUARANTEE THAT ANY SUCH REQUEST WILL BE TIMELY PROCESSED. REGIONS WEALTH MANAGEMENT SHALL NOT BE RESPONSIBLE FOR CARRYING OUT SUCH ORAL OR WRITTEN (INCLUDING ELECTRONIC) INSTRUCTIONS UNTIL WE HAVE ACKNOWLEDGED RECEIPT OF SUCH INSTRUCTIONS.

**ANNUAL NOTICE OF FEDERAL WITHHOLDING TAX ON PERIODIC PAYMENTS**

IT IS NOT NECESSARY TO CONTACT REGIONS IF YOU DO NOT WISH TO MAKE A CHANGE IN THE AMOUNT CURRENTLY BEING WITHHELD. IF FEDERAL INCOME TAXES HAVE BEEN WITHHELD FROM THE PENSION PAYMENTS YOU ARE RECEIVING AND IF YOU DO NOT WISH TO HAVE TAXES WITHHELD, YOU SHOULD COMPLETE AN IRS FORM W-4P AND SUBMIT IT TO YOUR ACCOUNT RELATIONSHIP MANAGER. HOWEVER, IF YOU ELECT NOT TO HAVE WITHHOLDING APPLY TO YOUR PENSION PAYMENTS, OR IF YOU DO NOT HAVE ENOUGH FEDERAL INCOME TAX WITHHELD FROM YOUR PENSION PAYMENTS, YOU MAY BE RESPONSIBLE FOR PAYMENT OF ESTIMATED TAX. YOU MAY INCUR PENALTIES UNDER THE ESTIMATED TAX RULES IF YOUR WITHHOLDING AND ESTIMATED TAX PAYMENTS ARE NOT SUFFICIENT. IF FEDERAL INCOME TAXES ARE NOT BEING WITHHELD FROM YOUR PENSION PAYMENTS BECAUSE YOU HAVE ELECTED NOT TO HAVE WITHHOLDING APPLY AND IF YOU WISH TO REVOKE THAT ELECTION AND HAVE FEDERAL INCOME TAXES WITHHELD FROM YOUR PENSION PAYMENTS, YOU SHOULD COMPLETE AN IRS FORM W-4P AND SUBMIT TO YOUR RELATIONSHIP MANAGER. THESE FORMS MAY BE OBTAINED FROM THE INTERNAL REVENUE SERVICE WEBSITE, IRS.GOV (SELECT THE MORE FORMS AND PUBLICATIONS TAB AND FOLLOW THE INSTRUCTIONS TO FORM W-4P), OR BY CALLING THE IRS AT 1-800-829-1040. YOU MAY ALSO CONTACT YOUR ACCOUNT RELATIONSHIP MANAGER AND THEY WILL MAIL YOU THE FORM. IF YOU WISH TO CHANGE PREVIOUS ELECTION, PLEASE COMPLETE AND MAIL TO YOUR ACCOUNT RELATIONSHIP MANAGER. YOU SHOULD INDICATE ON FORM W-4P YOUR NAME, SOCIAL SECURITY NUMBER AND THE COMPANY FROM WHICH YOU ARE RETIRED, AS WELL AS YOUR WITHHOLDING ELECTION.

**NOTICE OF LIMITATIONS PERIOD FOR BREACH OF TRUST ACTIONS**

THIS NOTICE, AS WELL AS ANY EARLIER OR OTHER COMMUNICATION CONTAINING SUCH INFORMATION, SERVES TO ALERT PERSONS OR ENTITIES WITH AN INTEREST IN THIS ACCOUNT THAT (i) IN MANY STATES, INCLUDING THOSE LISTED BELOW, STATUTES OF LIMITATIONS PROVIDE THAT A BENEFICIARY OF A TRUST MAY NOT COMMENCE A PROCEEDING AGAINST A TRUSTEE FOR BREACH OF TRUST MORE THAN A CERTAIN PERIOD AFTER THE DATE THAT THE BENEFICIARY OR REPRESENTATIVE OF THE BENEFICIARY WAS SENT A REPORT\* DISCLOSING ADEQUATE INFORMATION TO ALERT THE BENEFICIARY OR REPRESENTATIVE OF THE EXISTENCE OF A POTENTIAL CLAIM FOR BREACH OF TRUST; (ii) THIS STATEMENT IS A

**Information (continued)**

REPORT WITHIN THE MEANING OF SUCH STATUTES AS TO ALL INFORMATION CONTAINED HEREIN, INCLUDING, WITHOUT LIMITATION, THE COMPENSATION RECEIVED BY REGIONS BANK AND ITS AFFILIATES, INVESTMENTS MADE, HELD OR DISPOSED OF AND DISBURSEMENTS AND DISTRIBUTIONS MADE ON BEHALF OF THIS ACCOUNT; AND (iii) ANY PERSON OBJECTING TO ANY MATTER DISCLOSED IN THIS STATEMENT MAY BE REQUIRED BY SUCH STATUTES TO COMMENCE A PROCEEDING AGAINST REGIONS BANK WITHIN THE TIME ALLOWED BY LAW IN ORDER TO PRESERVE HIS, HER OR ITS RIGHTS TO BRING LEGAL ACTION RELATING TO SUCH OBJECTION. AN ACTION FOR BREACH OF TRUST BASED ON MATTERS DISCLOSED IN A TRUST ACCOUNTING OR OTHER WRITTEN REPORT OF THE TRUSTEE MAY BE SUBJECT TO A SPECIFIC STATUTE OF LIMITATIONS FROM THE SENDING OR RECEIPT OF THE TRUST ACCOUNTING OR OTHER WRITTEN REPORT, BASED ON THE PARTICULARS OF THE STATE STATUTE. ALSO, IN CERTAIN STATES (MARKED BELOW WITH [\*]), THE EFFECT OF TRIGGERING THE STATUTE OF LIMITATIONS MAY POSSIBLY APPLY ONLY TO A STATEMENT OR REPORT THAT IS FINAL OR AT THE TERMINATION OF THE TRUST OR BENEFICIARY RELATIONSHIP. IN A STATE MARKED BELOW WITH [\*\*], THE STATUTE OF LIMITATIONS MAY VARY, ACCORDING TO THE DATE THE TRUSTEESHIP WAS ACCEPTED OR THE DATE THE TRUST BECAME IRREVOCABLE. PLEASE NOTE THAT THE TIME ALLOWED FOR COMMENCING A PROCEEDING CONSISTS OF THE FOLLOWING PERIOD UNDER APPLICABLE STATE LAW: 6 MONTHS (FL); 1 YEAR (AR, MS, MO, SC, TN, IA, KY); 2 YEARS (AL, IL\*\* GA, LA); 3 YEARS (IL\*\*, IN\*); 4 YEARS (TX); 5 YEARS (NC\*). ADDITIONALLY, ACCOUNTS FOR WHICH REGIONS SERVES AS AGENT FOR AN INDIVIDUAL OR ENTITY AS PRINCIPAL, WHETHER THE PRINCIPAL SERVES IN AN INDIVIDUAL OR FIDUCIARY CAPACITY, LIKEWISE ARE SUBJECT TO APPLICABLE STATUTES OF LIMITATION. THIS STATEMENT, AS WELL AS ANY EARLIER OR OTHER COMMUNICATION CONTAINING SUCH INFORMATION, IS NOTICE AS TO ALL INFORMATION CONTAINED HEREIN, AND THE PRINCIPAL MAY BE REQUIRED BY SUCH STATUTES TO COMMENCE A PROCEEDING AGAINST REGIONS BANK WITHIN THE TIME ALLOWED BY LAW IN ORDER TO PRESERVE HIS, HER OR ITS RIGHTS TO BRING LEGAL ACTION RELATING TO ANY MATTER DISCLOSED IN THIS STATEMENT. THIS NOTICE IS FOR INFORMATIONAL PURPOSES ONLY AND IS NOT LEGAL ADVICE; PLEASE CONSULT YOUR ATTORNEY REGARDING ANY QUESTIONS ABOUT WHICH STATE LAW IS APPLICABLE AND ITS EFFECT.

**S&P FIXED INCOME ASSET RATINGS:**

REGARDING ANY PRESENTATION OF ASSET RATING INFORMATION PROVIDED BY STANDARD & POORS WITHIN THIS DOCUMENT, ALL INFORMATION IS COPYRIGHT © 2022, S&P GLOBAL MARKET INTELLIGENCE (AND ITS AFFILIATES AS APPLICABLE). REPRODUCTION OF ANY INFORMATION, OPINIONS, VIEWS, DATA OR MATERIAL, INCLUDING RATINGS (“CONTENT”) IN ANY FORM IS PROHIBITED EXCEPT WITH THE PRIOR WRITTEN PERMISSION OF THE RELEVANT PARTY. SUCH PARTY, ITS AFFILIATES AND SUPPLIERS (“CONTENT PROVIDERS”) DO NOT GUARANTEE THE ACCURACY, ADEQUACY, COMPLETENESS, TIMELINESS OR AVAILABILITY OF ANY CONTENT AND ARE NOT RESPONSIBLE FOR ANY ERRORS OR OMISSIONS (NEGLIGENT OR OTHERWISE), REGARDLESS OF THE CAUSE, OR FOR THE RESULTS OBTAINED FROM THE USE OF SUCH CONTENT. IN NO EVENT SHALL CONTENT PROVIDERS BE LIABLE FOR ANY DAMAGES, COSTS, EXPENSES, LEGAL FEES, OR LOSSES (INCLUDING LOST INCOME OR LOST PROFIT AND OPPORTUNITY COSTS) IN CONNECTION WITH ANY USE OF THE CONTENT. A REFERENCE TO A PARTICULAR INVESTMENT OR SECURITY, A RATING OR ANY OBSERVATION CONCERNING AN INVESTMENT THAT IS PART OF THE CONTENT IS NOT A RECOMMENDATION TO BUY, SELL OR HOLD SUCH INVESTMENT OR SECURITY, DOES NOT ADDRESS THE SUITABILITY OF AN INVESTMENT OR SECURITY AND SHOULD NOT BE RELIED ON AS INVESTMENT ADVICE. CREDIT RATINGS ARE STATEMENTS OF OPINIONS AND ARE NOT STATEMENTS OF FACT.

**PERFORMANCE:**

PERFORMANCE INFORMATION IS PROVIDED FOR THE SOLE USE OF THE INDIVIDUAL(S) IT IS PRESENTED TO. PERFORMANCE RESULTS CONTAINED IN THIS STATEMENT REFLECTS TRADING IN YOUR ACCOUNT(S) AND IS FOR INFORMATIONAL PURPOSES ONLY. RETURNS ARE CALCULATED USING

**Information (continued)**

A THIRD-PARTY VENDOR, SEI. PERFORMANCE INFORMATION MAY NOT REFLECT PERFORMANCE OF ALL ASSETS REFLECTED ON THIS STATEMENT AS SOME ASSETS MAY NOT BE SUBJECT TO OUR DISCRETIONARY AUTHORITY REGARDING INVESTMENT DECISIONS AND MAY BE EXCLUDED FROM THE INVESTMENT PERFORMANCE CALCULATIONS. FACTORS IMPACTING THE RETURNS INCLUDE INDIVIDUAL CLIENT RISK TOLERANCE, RESTRICTIONS A CLIENT MAY PLACE ON THE ACCOUNT, INVESTMENT OBJECTIVES, CHOICE OF BROKER/DEALER OR CUSTODIANS, AS WELL AS OTHER FACTORS. YOUR ACCOUNT(S) PERFORMANCE MAY DIFFER FROM THAT OF OTHER CLIENTS DUE TO, AMONG OTHER THINGS, COMMISSION, TIMING OF ORDER ENTRY, OR THE MANNER IN WHICH THE TRADES WERE EXECUTED. THE INFORMATION PRESENTED HAS BEEN OBTAINED FROM SOURCES BELIEVED TO BE ACCURATE AND RELIABLE. REGIONS CANNOT GUARANTEE THE ACCURACY OR COMPLETENESS OF SUCH INFORMATION AND ASSUMES NO LIABILITY FOR DAMAGES RESULTING FROM OR ARISING OUT OF THE USE OF SUCH INFORMATION. FOR PRIVATE WEALTH AND INSTITUTIONAL SERVICES ACCOUNTS PERFORMANCE IS PRESENTED AS NET OF FEES PERFORMANCE, THEREBY FEES (AND TRADING COMMISSIONS) ARE REFLECTED IN THE DATA. THE FEE SCHEDULE IS DESCRIBED IN YOUR INVESTMENT MANAGEMENT CONTRACT.

PAST PERFORMANCE IS NOT INDICATIVE OF FUTURE RETURNS. CURRENT PERFORMANCE MAY BE LOWER OR HIGHER THAN THE PERFORMANCE DATA PRESENTED. THE INVESTMENT RETURN AND PRINCIPAL VALUE OF AN INVESTMENT WILL FLUCTUATE SO THAT, WHEN REDEEMED, IT MAY BE WORTH MORE OR LESS THAN THE ORIGINAL VALUE. IT SHOULD NOT BE ASSUMED THAT RECOMMENDATIONS MADE IN THE FUTURE WILL BE PROFITABLE OR WILL EQUAL THE PERFORMANCE OF THE SECURITIES PRESENTED HEREIN. SECURITIES ARE NOT FDIC INSURANCE, HAVE NO BANK GUARANTEE, AND MAY LOSE VALUE.

**TRADE ERROR CORRECTION:**

FROM TIME TO TIME ERRORS MAY OCCUR IN THE EXECUTION OF TRADES FOR YOUR ACCOUNT. WHEN RESPONSIBLE FOR SUCH AN ERROR, REGIONS WILL NOTIFY YOU AND WILL CORRECT ANY ERROR AS SOON AS ADMINISTRATIVELY FEASIBLE BY ADDRESSING ANY LOSSES AND PUTTING YOUR ACCOUNT INTO THE SAME POSITION AS IF THE ERROR HAD NOT OCCURRED. WHERE ADMINISTRATIVELY FEASIBLE, ANY GAINS RESULTING FROM THE ERROR MAY BE RETAINED IN YOUR ACCOUNT. TRADING ERRORS WILL NOT OTHERWISE BE REFLECTED IN YOUR STATEMENT IF CORRECTED WITHIN 30 DAYS OR WITHIN THE SAME MONTHLY STATEMENT CYCLE.



# Account Statement

August 1, 2024 - August 31, 2024

**DORAL GO BOND SERIES 2021 CUSTODY**



## Your Relationship Team

Relationship Consultant: JANET H RICARDO 904 565 7973 janet.ricardo@regions.com

## Accounts Included In This Statement



DORAL GO BOND SERIES 2021 CUSTODY

**ELIZA RASSI**  
8401 NW 53RD TERRACE  
DORAL, FL 33166  
United States

This page intentionally left blank.

## Table of Contents

<b>Schedules</b>	<b>Page</b>
Balance Sheet.....	5
Overview of Your Account.....	6
Portfolio Analysis.....	7
Portfolio Holdings.....	8
Purchases.....	9
Realized Gains and Losses.....	10
Contributions and Receipts.....	11
Distributions and Disbursements.....	12
Fees and Expenses.....	13
Income Received.....	14
Other Income and Capital Gain Distributions.....	15
Security Transactions.....	16
Income Accrual.....	17
Information.....	18

This page intentionally left blank.

## Balance Sheet on August 31, 2024

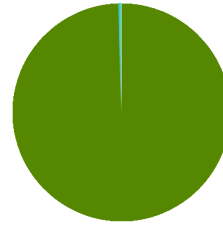
	As of July 31, 2024		As of August 31, 2024		% of Account
	Market Value	Cost Basis	Market Value	Cost Basis	
<b>Cash and Equivalents</b>					
Cash Equivalents	424,680.23	424,680.23	426,558.68	426,558.68	99.56%
Accrued Income	1,878.45	1,878.45	1,886.02	1,886.02	0.44%
<b>Total Cash and Equivalents</b>	<b>\$426,558.68</b>	<b>\$426,558.68</b>	<b>\$428,444.70</b>	<b>\$428,444.70</b>	<b>100.00%</b>
	<b>\$426,558.68</b>	<b>\$426,558.68</b>	<b>\$428,444.70</b>	<b>\$428,444.70</b>	<b>100.00%</b>

## Overview of Your Account - [REDACTED] DORAL GO BOND SERIES 2021 CUSTODY

## Investment Objective Directed Retention of Assets

**Asset allocation on August 31, 2024**

	Market value (\$)	Percent
■ Cash Equivalents	426,558.68	100%
■ Accrued Income	1,886.02	0%
<b>Total of your account</b>	<b>\$428,444.70</b>	<b>100%</b>



Only the top 8 holding sectors are represented.

**Activity Summary**


	This Period	Year to Date
Beginning Market Value	426,558.68	408,415.71
Contributions/Receipts	0.00	0.00
Distributions/Disbursements	0.00	0.00
Fees/Expenses	0.00	0.00
Dividends	1,878.45	22,021.31
Interest	0.00	0.00
Other Income/Capital Gain Distributions	0.00	0.00
Security Transactions	0.00	0.00
Realized Gain/Loss	0.00	0.00
Net Interest Bought & Sold	0.00	0.00
Change in Accrual	7.57	-1,992.32
Cost Adjustments	0.00	0.00
Net Change in Unrealized Gain/Loss	0.00	0.00
<b>Market Value on Aug 31, 2024</b>	<b>\$428,444.70</b>	<b>\$428,444.70</b>

## Portfolio Analysis - [REDACTED] DORAL GO BOND SERIES 2021 CUSTODY

**Geographic Concentration**

	Market Value (\$)	Percent
■ US	428,444.70	100%
<b>Total of Your Portfolio</b>	<b>\$428,444.70</b>	<b>100%</b>

The data in the quadrant above represents the concentration of assets in your portfolio by geographic region. Source: Bloomberg, Extel, ICE






**Portfolio Holdings on August 31, 2024**

	Number of Shares	Share price	Market Value	Accrued Income	Cost Basis / Unrealized G/L	Est. Ann. Inc. /Yield at Market	% of Account
<b>Cash and Equivalents</b>							
<i>Cash Equivalents</i>							
Fidelity Government Portfolio (CUSIP:316175108)	426,558.68	1.00	426,558.68	1,886.02	426,558.68 0.00	22,646.00 5.31%	99.56%
<b>Total Cash Equivalents</b>			<b>\$426,558.68</b>	<b>\$1,886.02</b>	<b>\$426,558.68</b> <b>\$0.00</b>	<b>\$22,646.00</b> <b>5.31%</b>	<b>99.56%</b>
<i>Accrued Income</i>							
Ending Accrual	0.00	1.00	1,886.02	0.00	1,886.02 0.00	0.00	0.44%
<b>Total Accrued Income</b>			<b>\$1,886.02</b>	<b>\$0.00</b>	<b>\$1,886.02</b> <b>\$0.00</b>	<b>\$0.00</b>	<b>0.44%</b>
<b>Total Cash and Equivalents</b>			<b>\$428,444.70</b>	<b>\$1,886.02</b>	<b>\$428,444.70</b> <b>\$0.00</b>	<b>\$22,646.00</b> <b>5.29%</b>	<b>100.00%</b>

**Purchases**
**Summary**

	Cost	Percent
Cash Equivalents	1,878.45	100%
<b>Total of Your Portfolio</b>	<b>\$1,878.45</b>	<b>100%</b>


**Details**

Trade Date	Transaction Description	Principal Amount	Income Amount	Cost	Accrued Income
	<b>DORAL GO BOND SERIES 2021 CUSTODY</b>				
	<b>Cash Sweep Activity</b>				
	<i>Cash and Equivalents</i>				
	<i>Cash Equivalents</i>				
August 31, 2024	Sweep purchases totaling 1,878.45 units of Fidelity	-1,878.45		1,878.45	
August 31, 2024	Government Portfolio for DORAL GO BOND SERIES				
	2021 CUSTODY - Capital (1 Transactions), CUSIP				
	316175108				
	<b>Total Cash Equivalents</b>	<b>-\$1,878.45</b>	<b>\$0.00</b>	<b>\$1,878.45</b>	<b>\$0.00</b>
	<b>Total Cash and Equivalents</b>	<b>-\$1,878.45</b>	<b>\$0.00</b>	<b>\$1,878.45</b>	<b>\$0.00</b>
	<b>Total Cash Sweep Activity</b>	<b>-\$1,878.45</b>	<b>\$0.00</b>	<b>\$1,878.45</b>	<b>\$0.00</b>
	<b>Total DORAL GO BOND SERIES 2021 CUSTODY</b>	<b>-\$1,878.45</b>	<b>\$0.00</b>	<b>\$1,878.45</b>	<b>\$0.00</b>

Realized Gains and Losses

No activity this period.

Contributions and Receipts

No transactions this period.

Distributions and Disbursements

No transactions this period.

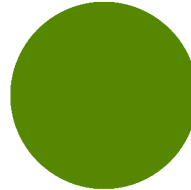
Fees and Expenses

No transactions this period.

## Income Received

## Summary

	Amount	Percent
■ Cash Equivalents	1,878.45	100%
<b>Total of Your Portfolio</b>	<b>\$1,878.45</b>	<b>100%</b>



## Details

## Trade Date

Settlement Date	Transaction Description	Principal Amount	Income Amount
-----------------	-------------------------	------------------	---------------

■ DORAL GO BOND SERIES 2021 CUSTODY

## Income Received

*Dividends*
*Cash and Equivalents*
*Cash Equivalents*

August 1, 2024	Daily Rate Income on Fidelity Government Portfolio For Period of 07/01/24 to 07/31/24 Due on		1,878.45
August 1, 2024	08/01/24, CUSIP 316175108		
<b>Total Cash Equivalents</b>		<b>\$0.00</b>	<b>\$1,878.45</b>
<b>Total Cash and Equivalents</b>		<b>\$0.00</b>	<b>\$1,878.45</b>
<b>Total Dividends</b>		<b>\$0.00</b>	<b>\$1,878.45</b>
<b>Total Income Received</b>		<b>\$0.00</b>	<b>\$1,878.45</b>
<b>Total</b>	<b>■ DORAL GO BOND SERIES 2021 CUSTODY</b>	<b>\$0.00</b>	<b>\$1,878.45</b>



Other Income and Capital Gain Distributions

No transactions this period.

Security Transactions

No transactions this period.

**Income Accrual on August 31, 2024**

	Number of Shares	Ex Date Pay Date	Annual Rate	Beginning Accrual	Income Earned	Income Received	Ending Accrual
<b>Cash and Equivalents</b>							
<i>Cash Equivalents</i>							
Fidelity Government Portfolio (CUSIP:316175108)	426,558.68		5.31%	1,878.45	1,886.02	1,878.45	1,886.02
<b>Total Cash Equivalents</b>				<b>\$1,878.45</b>	<b>\$1,886.02</b>	<b>\$1,878.45</b>	<b>\$1,886.02</b>
<i>Accrued Income</i>							
Ending Accrual (Firm Defined Security ID:TOTALACCR)	0.00			0.00	0.00	0.00	0.00
<b>Total Accrued Income</b>				<b>\$0.00</b>	<b>\$0.00</b>	<b>\$0.00</b>	<b>\$0.00</b>
<b>Total Cash and Equivalents</b>				<b>\$1,878.45</b>	<b>\$1,886.02</b>	<b>\$1,878.45</b>	<b>\$1,886.02</b>
<b>Total Accrual</b>				<b>\$1,878.45</b>	<b>\$1,886.02</b>	<b>\$1,878.45</b>	<b>\$1,886.02</b>

**Information****IMPORTANT INFORMATION FOR ALL REGIONS BANK CUSTOMERS:**

WE ENCOURAGE YOU TO CONTACT YOUR TRUST ADVISOR OR RELATIONSHIP MANAGER IF YOUR FINANCIAL OBJECTIVES CHANGE OR IF YOU WANT TO DISCUSS THE INVESTMENT OBJECTIVES OF YOUR ACCOUNT. TRUST SERVICES ARE PROVIDED THROUGH REGIONS PRIVATE WEALTH MANAGEMENT OR INSTITUTIONAL SERVICES, A BUSINESS UNIT WITHIN REGIONS BANK. INVESTMENTS IN SECURITIES, INSURANCE AND ANNUITY PRODUCTS: ARE NOT FDIC INSURED, ARE NOT A DEPOSIT, ARE NOT BANK GUARANTEED, ARE NOT INSURED BY ANY FEDERAL GOVERNMENT AGENCY, MAY GO DOWN IN VALUE, AND ARE NOT A CONDITION OF ANY BANKING ACTIVITY.

**INVESTMENT PRODUCTS AND FEES/REVENUE-SHARING DISCLOSURES**

REGIONS PRIVATE WEALTH MANAGEMENT OR INSTITUTIONAL SERVICES MAY INVEST IN INVESTMENT PRODUCTS NOT AFFILIATED WITH REGIONS BANK OR ITS AFFILIATES. REGIONS BANK MAY RECEIVE 12B-1 FEES AND/OR ANNUAL REVENUE SHARING FEES FROM THE USE OF THESE INVESTMENT PRODUCTS IN ITS CUSTOMERS' ACCOUNTS. THE 12B-1 FEES RECEIVED BY REGIONS BANK VARY BY INVESTMENT PRODUCT AND IN NO CIRCUMSTANCES EXCEED .75% OF THE AVERAGE DAILY NET ASSETS INVESTED IN ANY PRODUCT; IN MOST CIRCUMSTANCES THE FEE IS .25% OR LESS. ANNUAL REVENUE SHARING FEES OF UP TO .15% OF THE MARKET VALUE OF THE ASSETS INVESTED IN CERTAIN MONEY MARKET MUTUAL FUNDS ARE PAID DIRECTLY TO REGIONS BANK FROM THE INVESTMENT PROVIDER. IN THE EVENT AN ACCOUNT HAS BEEN TERMINATED AND FORMALLY CLOSED, AN ADMINISTRATIVE FEE OF UP TO \$50 FOR PROCESSING EACH CLASS ACTION SETTLEMENT PAYMENT OR ANY OTHER CASH RECEIPT WILL BE CHARGED.

**MARKET VALUES AND ESTIMATED INCOME FIGURES ARE NOT GUARANTEED BUT DO COME FROM RELIABLE SOURCES.** FOR SECURITIES TRADED ON A MAJOR EXCHANGE, MARKET VALUES ARE PRICED AS OF THE STATEMENT DATE AS PROVIDED BY VARIOUS PRICING SERVICES.

THE METHOD AND FREQUENCY OF PRICING ASSETS NOT TRADED ON MAJOR EXCHANGES VARIES DEPENDING ON THE TYPE OF ASSETS; THEREFORE, THE PRICE SHOWN ON YOUR STATEMENT MAY NOT BE A CURRENT VALUE AS OF THE STATEMENT DATE. WE CANNOT GUARANTEE THEIR ACCURACY OR THAT THE ASSETS CAN BE BOUGHT OR SOLD FOR THESE PRICES. FOR MORE DETAILED INFORMATION REGARDING FEES, PLEASE CONSULT THE FUND PROSPECTUS OR CONTACT YOUR TRUST ADVISOR OR RELATIONSHIP MANAGER. THE BEGINNING BALANCE ON THIS STATEMENT MAY NOT MATCH THE CLOSING BALANCE ON THE PREVIOUS STATEMENT DUE TO THE SECURITY PRICE IN THE PORTFOLIO BEING UPDATED AFTER THE PREVIOUS STATEMENT WAS ISSUED.

**IMPORTANT INFORMATION FOR RETIREMENT SERVICES ACCOUNTS:**

REGIONS MAY RECEIVE 12B-1, SHAREHOLDER SERVICE FEES AND/OR SUB-TRANSFER AGENT FEES FROM THE FUNDS OF UP TO .75% OF THE MARKET VALUE OF PLAN ASSETS INVESTED IN THE FUND PAYING SUCH FEES. REGIONS MAY RECEIVE A FINDER'S FEE IN AN AMOUNT UP TO 1.00% OF THE VALUE OF NEW PURCHASES IN A FUND WHERE THE PLAN'S INVESTMENT IN THE FUND EXCEEDS A SPECIFIC DOLLAR AMOUNT DETERMINED BY THE FUND FAMILY. REGIONS MAY RECEIVE AN ANNUAL REVENUE SHARING FEE FROM THE FUND DISTRIBUTOR OF UP TO .15% OF THE MARKET VALUE OF PLAN ASSETS INVESTED IN THE FUND. PERCENTAGES DESCRIBE FEES THAT ARE CALCULATED AS AN ANNUAL PERCENTAGE OF THE ASSETS INVESTED BY REGIONS CLIENTS IN THE PARTICULAR FUND OR FUND FAMILY. 12B-1, SUB-TRANSFER AGENT AND SHAREHOLDER SERVICE FEES ARE PAID OUT OF THE ASSETS OF THE MUTUAL FUNDS; REVENUE SHARING AND FINDERS FEES ARE NOT CHARGED AGAINST MUTUAL FUND ASSETS.

**REGIONS TRUST CASH SWEEP (RTCS) DISCLOSURE**

UNLESS YOU HAVE INSTRUCTED US TO USE A THIRD-PARTY SHORT TERM INVESTMENT VEHICLE TO HOLD CASH IN THE ACCOUNT, WE USE ONE OF

Information (continued)

THE REGIONS TRUST CASH SWEEP FUNDS ("RTCS") TO ENSURE THAT ALL CASH IN THE ACCOUNT IS INVESTED DAILY. AS INVESTMENTS IN THE ACCOUNT GENERATE CASH, THIS CASH IS AUTOMATICALLY SWEEPED INTO RTCS EACH DAY WHERE THE CASH EARNS INTEREST RATHER THAN SITTING IDLE BEFORE BEING DISTRIBUTED OR REINVESTED. EACH RTCS FUND PAYS INTEREST IN ACCORDANCE WITH THE DISCLOSURE PROVIDED TO YOU AT THE TIME THE FUND WAS SELECTED. THE INVESTMENT OBJECTIVE OF RTCS IS TO PRODUCE CURRENT INCOME WITH LIQUIDITY AND STABLE PRINCIPAL. RTCS IS AN FDIC-INSURED DEPOSIT IN REGIONS BANK. BALANCES IN EXCESS OF THE STANDARD MAXIMUM INSURED AMOUNT (GENERALLY \$250,000) MAY OR MAY NOT BE COLLATERALIZED BY MARKETABLE SECURITIES SEGREGATED BY REGIONS BANK FOR PURPOSES OF SECURING THESE DEPOSITS, DEPENDING UPON THE PARTICULAR RTCS FUND SELECTED. THERE ARE NO SEPARATE MANAGEMENT FEES ASSOCIATED WITH RTCS. THE ACCOUNT FEES BASED ON THE TOTAL MARKET VALUE OF THE ACCOUNT WILL INCLUDE THE RTCS ASSETS IN THE CALCULATION. AS BANKING PRODUCTS CHANGE, REGIONS BANK MAY CHANGE THE TYPE OF DEPOSIT OR ACCOUNT WE USE FOR THE RTCS. WE WILL NOTIFY YOU IF ANY CHANGE IS A MATERIAL CHANGE.

**IMPORTANT INFORMATION FOR RESPONSIBLE PLAN FIDUCIARIES, RETIREMENT PLAN SPONSORS, IRA OWNERS AND INVESTMENT MANAGERS**

IF YOU ARE A RESPONSIBLE PLAN FIDUCIARY, A RETIREMENT PLAN SPONSOR, AN IRA OWNER, OR AN INVESTMENT MANAGER, AND YOU HAVE ALREADY AUTHORIZED THE USE OF REGIONS BANK AS A DEPOSITORY FOR UNINVESTED CASH, THEN IT IS NOT NECESSARY TO TAKE ADDITIONAL ACTION TO APPROVE THE USE OF THE RTCS TO HOLD CASH IN THE RETIREMENT PLAN OR IRA TRUST. HOWEVER, IF YOU DO NOT APPROVE OF THE USE OF THE RTCS, YOU MUST CONTACT YOUR RELATIONSHIP MANAGER OR TRUST ADVISOR TO DESIGNATE ANOTHER SHORT TERM INVESTMENT VEHICLE TO HOLD CASH IN THE ACCOUNT.

**COST BASIS REPORTING REQUIREMENTS BEGINNING JANUARY 1, 2011, FOR AGENCY AND CUSTODY ACCOUNTS**

THE EMERGENCY ECONOMIC STABILIZATION ACT OF 2008 MANDATED TAX REPORTING CHANGES THAT REQUIRE FINANCIAL INSTITUTIONS TO REPORT THE ADJUSTED COST BASIS OF CERTAIN SOLD SECURITIES, INCLUDING WHETHER THE GAIN OR LOSS IS SHORT OR LONG-TERM, TO THE IRS AND TO CUSTOMERS ON FORM 1099-B.

**COVERED VS. NON-COVERED SECURITIES**

THE CHANGES ARE BEING ROLLED OUT IN PHASES AS INDICATED BELOW. COVERED SECURITIES ARE THOSE ACQUIRED ON OR AFTER THE DATES SPECIFIED IN THE LEGISLATION. COST BASIS FOR THESE SECURITIES MUST BE REPORTED BY FINANCIAL INSTITUTIONS. SECURITIES ACQUIRED BEFORE THESE DATES ARE NON-COVERED AND FINANCIAL INSTITUTIONS ARE NOT REQUIRED TO REPORT THE COST BASIS. TAXPAYERS ARE RESPONSIBLE FOR ACCURATELY REPORTING COST BASIS ON COVERED AND NON-COVERED SECURITIES TO THE IRS ON THEIR TAX RETURNS.

EQUITIES.....	ACQUIRED ON OR AFTER JAN. 1, 2011
MUTUAL FUNDS, DIVIDEND REINVESTMENT PLANS (DRIPS) AND MOST ETFS.....	ACQUIRED ON OR AFTER JAN. 1, 2012
SIMPLE DEBT INSTRUMENTS AND OPTIONS.....	ACQUIRED ON OR AFTER JAN. 1, 2014
DEBT INSTRUMENTS WITH COMPLEX FEATURES.....	ACQUIRED ON OR AFTER JAN. 1, 2016

**TAX LOT SELECTION METHOD**

THE IRS REQUIRES THE USE OF A DEFAULT COST BASIS METHOD FOR CALCULATING GAINS AND LOSSES UNLESS A CLIENT OR ADVISOR ACTING ON THE CLIENT'S BEHALF CHOOSES ANOTHER METHOD. FOR EQUITIES, THE IRS DEFAULT SELECTION METHOD IS FIRST IN, FIRST OUT (FIFO).

**Information (continued)**

HOWEVER, PRIOR TO OCTOBER 1, 2017, REGIONS' DEFAULT SELECTION METHOD WAS LONG TERM, HIGH COST UNLESS THE CLIENT REQUESTED A DIFFERENT DEFAULT METHOD. EFFECTIVE OCTOBER 1, 2017, REGIONS' DEFAULT SELECTION METHOD IS MINIMIZE GAIN UNLESS THE CLIENT DIRECTS OTHERWISE. IF A CLIENT DESIRES A DIFFERENT DEFAULT SELECTION METHOD THAN MINIMIZE GAIN, THE CLIENT SHOULD CONTACT THEIR TRUST ADVISOR. CLIENTS CAN CHANGE THE DEFAULT SELECTION METHOD OR OVERRIDE IT FOR A SPECIFIC TRADE. AN ALTERNATE DEFAULT SELECTION METHOD MUST BE SPECIFIED EITHER AT THE TIME OF THE TRADE OR THROUGH A STANDING ORDER; HOWEVER, ONCE THE TRADE SETTLES, THE METHOD USED WILL BE FINAL AND CANNOT BE CHANGED.

**FORM 1099-B**

FINANCIAL INSTITUTIONS ARE REQUIRED TO INCLUDE COST BASIS, ACQUISITION DATE, WASH SALE DISALLOWED LOSS, AND HOLDING PERIOD INFORMATION FOR COVERED SECURITIES ON FORM 1099-B.

**TRADE REQUESTS**

REGIONS WEALTH MANAGEMENT PERFORMS TRADE REQUESTS AS AN ACCOMMODATION ONLY. REGIONS WEALTH MANAGEMENT ALLOWS THE USE OF ELECTRONIC COMMUNICATION (I.E., FAX OR EMAIL OR VOICEMAIL) BY ANY CUSTOMER TO REQUEST, AUTHORIZE OR EFFECT THE PURCHASE OR SALE OF SECURITIES. WE DO NOT GUARANTEE THAT ANY SUCH REQUEST WILL BE TIMELY PROCESSED. REGIONS WEALTH MANAGEMENT SHALL NOT BE RESPONSIBLE FOR CARRYING OUT SUCH ORAL OR WRITTEN (INCLUDING ELECTRONIC) INSTRUCTIONS UNTIL WE HAVE ACKNOWLEDGED RECEIPT OF SUCH INSTRUCTIONS.

**ANNUAL NOTICE OF FEDERAL WITHHOLDING TAX ON PERIODIC PAYMENTS**

IT IS NOT NECESSARY TO CONTACT REGIONS IF YOU DO NOT WISH TO MAKE A CHANGE IN THE AMOUNT CURRENTLY BEING WITHHELD. IF FEDERAL INCOME TAXES HAVE BEEN WITHHELD FROM THE PENSION PAYMENTS YOU ARE RECEIVING AND IF YOU DO NOT WISH TO HAVE TAXES WITHHELD, YOU SHOULD COMPLETE AN IRS FORM W-4P AND SUBMIT IT TO YOUR ACCOUNT RELATIONSHIP MANAGER. HOWEVER, IF YOU ELECT NOT TO HAVE WITHHOLDING APPLY TO YOUR PENSION PAYMENTS, OR IF YOU DO NOT HAVE ENOUGH FEDERAL INCOME TAX WITHHELD FROM YOUR PENSION PAYMENTS, YOU MAY BE RESPONSIBLE FOR PAYMENT OF ESTIMATED TAX. YOU MAY INCUR PENALTIES UNDER THE ESTIMATED TAX RULES IF YOUR WITHHOLDING AND ESTIMATED TAX PAYMENTS ARE NOT SUFFICIENT. IF FEDERAL INCOME TAXES ARE NOT BEING WITHHELD FROM YOUR PENSION PAYMENTS BECAUSE YOU HAVE ELECTED NOT TO HAVE WITHHOLDING APPLY AND IF YOU WISH TO REVOKE THAT ELECTION AND HAVE FEDERAL INCOME TAXES WITHHELD FROM YOUR PENSION PAYMENTS, YOU SHOULD COMPLETE AN IRS FORM W-4P AND SUBMIT TO YOUR RELATIONSHIP MANAGER. THESE FORMS MAY BE OBTAINED FROM THE INTERNAL REVENUE SERVICE WEBSITE, IRS.GOV (SELECT THE MORE FORMS AND PUBLICATIONS TAB AND FOLLOW THE INSTRUCTIONS TO FORM W-4P), OR BY CALLING THE IRS AT 1-800-829-1040. YOU MAY ALSO CONTACT YOUR ACCOUNT RELATIONSHIP MANAGER AND THEY WILL MAIL YOU THE FORM. IF YOU WISH TO CHANGE PREVIOUS ELECTION, PLEASE COMPLETE AND MAIL TO YOUR ACCOUNT RELATIONSHIP MANAGER. YOU SHOULD INDICATE ON FORM W-4P YOUR NAME, SOCIAL SECURITY NUMBER AND THE COMPANY FROM WHICH YOU ARE RETIRED, AS WELL AS YOUR WITHHOLDING ELECTION.

**NOTICE OF LIMITATIONS PERIOD FOR BREACH OF TRUST ACTIONS**

THIS NOTICE, AS WELL AS ANY EARLIER OR OTHER COMMUNICATION CONTAINING SUCH INFORMATION, SERVES TO ALERT PERSONS OR ENTITIES WITH AN INTEREST IN THIS ACCOUNT THAT (i) IN MANY STATES, INCLUDING THOSE LISTED BELOW, STATUTES OF LIMITATIONS PROVIDE THAT A BENEFICIARY OF A TRUST MAY NOT COMMENCE A PROCEEDING AGAINST A TRUSTEE FOR BREACH OF TRUST MORE THAN A CERTAIN PERIOD AFTER THE DATE THAT THE BENEFICIARY OR REPRESENTATIVE OF THE BENEFICIARY WAS SENT A REPORT\* DISCLOSING ADEQUATE INFORMATION TO ALERT THE BENEFICIARY OR REPRESENTATIVE OF THE EXISTENCE OF A POTENTIAL CLAIM FOR BREACH OF TRUST; (ii) THIS STATEMENT IS A

**Information (continued)**

REPORT WITHIN THE MEANING OF SUCH STATUTES AS TO ALL INFORMATION CONTAINED HEREIN, INCLUDING, WITHOUT LIMITATION, THE COMPENSATION RECEIVED BY REGIONS BANK AND ITS AFFILIATES, INVESTMENTS MADE, HELD OR DISPOSED OF AND DISBURSEMENTS AND DISTRIBUTIONS MADE ON BEHALF OF THIS ACCOUNT; AND (iii) ANY PERSON OBJECTING TO ANY MATTER DISCLOSED IN THIS STATEMENT MAY BE REQUIRED BY SUCH STATUTES TO COMMENCE A PROCEEDING AGAINST REGIONS BANK WITHIN THE TIME ALLOWED BY LAW IN ORDER TO PRESERVE HIS, HER OR ITS RIGHTS TO BRING LEGAL ACTION RELATING TO SUCH OBJECTION. AN ACTION FOR BREACH OF TRUST BASED ON MATTERS DISCLOSED IN A TRUST ACCOUNTING OR OTHER WRITTEN REPORT OF THE TRUSTEE MAY BE SUBJECT TO A SPECIFIC STATUTE OF LIMITATIONS FROM THE SENDING OR RECEIPT OF THE TRUST ACCOUNTING OR OTHER WRITTEN REPORT, BASED ON THE PARTICULARS OF THE STATE STATUTE. ALSO, IN CERTAIN STATES (MARKED BELOW WITH [\*]), THE EFFECT OF TRIGGERING THE STATUTE OF LIMITATIONS MAY POSSIBLY APPLY ONLY TO A STATEMENT OR REPORT THAT IS FINAL OR AT THE TERMINATION OF THE TRUST OR BENEFICIARY RELATIONSHIP. IN A STATE MARKED BELOW WITH [\*\*], THE STATUTE OF LIMITATIONS MAY VARY, ACCORDING TO THE DATE THE TRUSTEESHIP WAS ACCEPTED OR THE DATE THE TRUST BECAME IRREVOCABLE. PLEASE NOTE THAT THE TIME ALLOWED FOR COMMENCING A PROCEEDING CONSISTS OF THE FOLLOWING PERIOD UNDER APPLICABLE STATE LAW: 6 MONTHS (FL); 1 YEAR (AR, MS, MO, SC, TN, IA, KY); 2 YEARS (AL, IL\*\*, GA, LA); 3 YEARS (IL\*\*, IN\*); 4 YEARS (TX); 5 YEARS (NC\*). ADDITIONALLY, ACCOUNTS FOR WHICH REGIONS SERVES AS AGENT FOR AN INDIVIDUAL OR ENTITY AS PRINCIPAL, WHETHER THE PRINCIPAL SERVES IN AN INDIVIDUAL OR FIDUCIARY CAPACITY, LIKEWISE ARE SUBJECT TO APPLICABLE STATUTES OF LIMITATION. THIS STATEMENT, AS WELL AS ANY EARLIER OR OTHER COMMUNICATION CONTAINING SUCH INFORMATION, IS NOTICE AS TO ALL INFORMATION CONTAINED HEREIN, AND THE PRINCIPAL MAY BE REQUIRED BY SUCH STATUTES TO COMMENCE A PROCEEDING AGAINST REGIONS BANK WITHIN THE TIME ALLOWED BY LAW IN ORDER TO PRESERVE HIS, HER OR ITS RIGHTS TO BRING LEGAL ACTION RELATING TO ANY MATTER DISCLOSED IN THIS STATEMENT. THIS NOTICE IS FOR INFORMATIONAL PURPOSES ONLY AND IS NOT LEGAL ADVICE; PLEASE CONSULT YOUR ATTORNEY REGARDING ANY QUESTIONS ABOUT WHICH STATE LAW IS APPLICABLE AND ITS EFFECT.

**S&P FIXED INCOME ASSET RATINGS:**

REGARDING ANY PRESENTATION OF ASSET RATING INFORMATION PROVIDED BY STANDARD & POORS WITHIN THIS DOCUMENT, ALL INFORMATION IS COPYRIGHT © 2022, S&P GLOBAL MARKET INTELLIGENCE (AND ITS AFFILIATES AS APPLICABLE). REPRODUCTION OF ANY INFORMATION, OPINIONS, VIEWS, DATA OR MATERIAL, INCLUDING RATINGS (“CONTENT”) IN ANY FORM IS PROHIBITED EXCEPT WITH THE PRIOR WRITTEN PERMISSION OF THE RELEVANT PARTY. SUCH PARTY, ITS AFFILIATES AND SUPPLIERS (“CONTENT PROVIDERS”) DO NOT GUARANTEE THE ACCURACY, ADEQUACY, COMPLETENESS, TIMELINESS OR AVAILABILITY OF ANY CONTENT AND ARE NOT RESPONSIBLE FOR ANY ERRORS OR OMISSIONS (NEGLIGENT OR OTHERWISE), REGARDLESS OF THE CAUSE, OR FOR THE RESULTS OBTAINED FROM THE USE OF SUCH CONTENT. IN NO EVENT SHALL CONTENT PROVIDERS BE LIABLE FOR ANY DAMAGES, COSTS, EXPENSES, LEGAL FEES, OR LOSSES (INCLUDING LOST INCOME OR LOST PROFIT AND OPPORTUNITY COSTS) IN CONNECTION WITH ANY USE OF THE CONTENT. A REFERENCE TO A PARTICULAR INVESTMENT OR SECURITY, A RATING OR ANY OBSERVATION CONCERNING AN INVESTMENT THAT IS PART OF THE CONTENT IS NOT A RECOMMENDATION TO BUY, SELL OR HOLD SUCH INVESTMENT OR SECURITY, DOES NOT ADDRESS THE SUITABILITY OF AN INVESTMENT OR SECURITY AND SHOULD NOT BE RELIED ON AS INVESTMENT ADVICE. CREDIT RATINGS ARE STATEMENTS OF OPINIONS AND ARE NOT STATEMENTS OF FACT.

**PERFORMANCE:**

PERFORMANCE INFORMATION IS PROVIDED FOR THE SOLE USE OF THE INDIVIDUAL(S) IT IS PRESENTED TO. PERFORMANCE RESULTS CONTAINED IN THIS STATEMENT REFLECTS TRADING IN YOUR ACCOUNT(S) AND IS FOR INFORMATIONAL PURPOSES ONLY. RETURNS ARE CALCULATED USING



**Information (continued)**

A THIRD-PARTY VENDOR, SEI. PERFORMANCE INFORMATION MAY NOT REFLECT PERFORMANCE OF ALL ASSETS REFLECTED ON THIS STATEMENT AS SOME ASSETS MAY NOT BE SUBJECT TO OUR DISCRETIONARY AUTHORITY REGARDING INVESTMENT DECISIONS AND MAY BE EXCLUDED FROM THE INVESTMENT PERFORMANCE CALCULATIONS. FACTORS IMPACTING THE RETURNS INCLUDE INDIVIDUAL CLIENT RISK TOLERANCE, RESTRICTIONS A CLIENT MAY PLACE ON THE ACCOUNT, INVESTMENT OBJECTIVES, CHOICE OF BROKER/DEALER OR CUSTODIANS, AS WELL AS OTHER FACTORS. YOUR ACCOUNT(S) PERFORMANCE MAY DIFFER FROM THAT OF OTHER CLIENTS DUE TO, AMONG OTHER THINGS, COMMISSION, TIMING OF ORDER ENTRY, OR THE MANNER IN WHICH THE TRADES WERE EXECUTED. THE INFORMATION PRESENTED HAS BEEN OBTAINED FROM SOURCES BELIEVED TO BE ACCURATE AND RELIABLE. REGIONS CANNOT GUARANTEE THE ACCURACY OR COMPLETENESS OF SUCH INFORMATION AND ASSUMES NO LIABILITY FOR DAMAGES RESULTING FROM OR ARISING OUT OF THE USE OF SUCH INFORMATION. FOR PRIVATE WEALTH AND INSTITUTIONAL SERVICES ACCOUNTS PERFORMANCE IS PRESENTED AS NET OF FEES PERFORMANCE, THEREBY FEES (AND TRADING COMMISSIONS) ARE REFLECTED IN THE DATA. THE FEE SCHEDULE IS DESCRIBED IN YOUR INVESTMENT MANAGEMENT CONTRACT.

PAST PERFORMANCE IS NOT INDICATIVE OF FUTURE RETURNS. CURRENT PERFORMANCE MAY BE LOWER OR HIGHER THAN THE PERFORMANCE DATA PRESENTED. THE INVESTMENT RETURN AND PRINCIPAL VALUE OF AN INVESTMENT WILL FLUCTUATE SO THAT, WHEN REDEEMED, IT MAY BE WORTH MORE OR LESS THAN THE ORIGINAL VALUE. IT SHOULD NOT BE ASSUMED THAT RECOMMENDATIONS MADE IN THE FUTURE WILL BE PROFITABLE OR WILL EQUAL THE PERFORMANCE OF THE SECURITIES PRESENTED HEREIN. SECURITIES ARE NOT FDIC INSURANCE, HAVE NO BANK GUARANTEE, AND MAY LOSE VALUE.

**TRADE ERROR CORRECTION:**

FROM TIME TO TIME ERRORS MAY OCCUR IN THE EXECUTION OF TRADES FOR YOUR ACCOUNT. WHEN RESPONSIBLE FOR SUCH AN ERROR, REGIONS WILL NOTIFY YOU AND WILL CORRECT ANY ERROR AS SOON AS ADMINISTRATIVELY FEASIBLE BY ADDRESSING ANY LOSSES AND PUTTING YOUR ACCOUNT INTO THE SAME POSITION AS IF THE ERROR HAD NOT OCCURRED. WHERE ADMINISTRATIVELY FEASIBLE, ANY GAINS RESULTING FROM THE ERROR MAY BE RETAINED IN YOUR ACCOUNT. TRADING ERRORS WILL NOT OTHERWISE BE REFLECTED IN YOUR STATEMENT IF CORRECTED WITHIN 30 DAYS OR WITHIN THE SAME MONTHLY STATEMENT CYCLE.

# Account Statement

August 1, 2024 - August 31, 2024

## CITY OF DORAL PENSION CUSTODIAL ACCOUNT



IT IS HEREBY CERTIFIED THAT THE INFORMATION CONTAINED HEREIN IS ACCURATE AND COMPLETE TO THE BEST OF OUR KNOWLEDGE AND ABILITY.



Authorized Signer

### Your Relationship Team

Relationship Consultant: MARY MULLINS 407 246 8942 mary.mullins@regions.com

### Accounts Included In This Statement

██████████ CITY OF DORAL PENSION CUSTODIAL ACCOUNT

**MATILDE MENENDEZ**  
CITY OF DORAL  
8401 NW 53RD TERRACE  
DORAL, FL 33166  
United States

This page intentionally left blank.

## Table of Contents

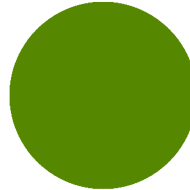
<b>Schedules</b>	<b>Page</b>
Portfolio Analysis.....	5
Balance Sheet.....	7
Overview of Your Account.....	8
Purchases.....	9
Realized Gains and Losses.....	11
Portfolio Holdings.....	12
Contributions and Receipts.....	14
Distributions and Disbursements.....	15
Fees and Expenses.....	16
Income Received.....	17
Other Income and Capital Gain Distributions.....	19
Security Transactions.....	20
Income Accrual.....	21
Information.....	23

This page intentionally left blank.

**Portfolio Analysis - [REDACTED] CITY OF DORAL PENSION CUSTODIAL ACCOUNT**
**Equity Industry Analysis**


	Market Value (\$)	Percent
■ Index/Other Funds	354,065.43	100%
<b>Total of Your Portfolio</b>	<b>\$354,065.43</b>	<b>100%</b>

*Displays FTSE ICB industry classification of equity assets. ETF's and mutual funds have been reclassified as Index/Other Funds. Source: ICE and Extel*


**Geographic Concentration**

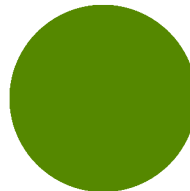
	Market Value (\$)	Percent
■ US	715,605.88	100%
<b>Total of Your Portfolio</b>	<b>\$715,605.88</b>	<b>100%</b>

*The data in the quadrant above represents the concentration of assets in your portfolio by geographic region. Source: Bloomberg, Extel, ICE*


**Bond Maturity**


	Market Value (\$)	Percent
■ All Others	314,767.34	100%
<b>Total of Your Portfolio</b>	<b>\$314,767.34</b>	<b>100%</b>

*The data in the quadrant above represents the concentration of bonds in your portfolio by maturity date. Source: Bloomberg, Extel, ICE*


**Bond Quality Ratings**

	Market Value (\$)	Percent
■ All Others	314,767.34	100%
<b>Total of Your Portfolio</b>	<b>\$314,767.34</b>	<b>100%</b>

*The data in the quadrant above represents the concentration of bonds in your portfolio by S&P credit rating. Source: ICE*




## Portfolio Analysis - [REDACTED] CITY OF DORAL PENSION CUSTODIAL ACCOUNT (continued)

**Fixed Income Sector Analysis**

	Market Value (\$)	Percent
■ Taxable Domestic FI (Funds)	314,767.34	100%
<b>Total of Your Portfolio</b>	<b>\$314,767.34</b>	<b>100%</b>

The data in the quadrant above represents the concentration of bonds in your portfolio by fixed income sector. Source: RIM Fixed Income Investment










## Balance Sheet on August 31, 2024

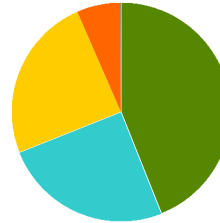
	As of July 31, 2024		As of August 31, 2024		% of Account
	Market Value	Cost Basis	Market Value	Cost Basis	
<b>CITY OF DORAL PENSION CUSTODIAL ACCOUNT</b>					
<i>Cash Equivalents</i>					
Cash Equivalents	46,097.62	46,097.62	45,886.77	45,886.77	6.42%
<b>Total Cash Equivalents</b>	<b>\$46,097.62</b>	<b>\$46,097.62</b>	<b>\$45,886.77</b>	<b>\$45,886.77</b>	<b>6.42%</b>
<i>Accrued Income</i>					
Accrued Income	878.36	878.36	886.34	886.34	0.12%
<b>Total Accrued Income</b>	<b>\$878.36</b>	<b>\$878.36</b>	<b>\$886.34</b>	<b>\$886.34</b>	<b>0.12%</b>
<i>Domestic Large Cap</i>					
Core	174,046.53	122,011.92	178,264.14	122,011.92	24.90%
<b>Total Domestic Large Cap</b>	<b>\$174,046.53</b>	<b>\$122,011.92</b>	<b>\$178,264.14</b>	<b>\$122,011.92</b>	<b>24.90%</b>
<i>International Equity</i>					
International Developed	171,310.84	132,520.13	175,801.29	132,520.13	24.57%
<b>Total International Equity</b>	<b>\$171,310.84</b>	<b>\$132,520.13</b>	<b>\$175,801.29</b>	<b>\$132,520.13</b>	<b>24.57%</b>
<i>Taxable Domestic FI (Funds)</i>					
Core - Investment-Grade Bond (Funds)	310,298.48	304,533.18	314,767.34	305,411.54	43.99%
<b>Total Taxable Domestic FI (Funds)</b>	<b>\$310,298.48</b>	<b>\$304,533.18</b>	<b>\$314,767.34</b>	<b>\$305,411.54</b>	<b>43.99%</b>
<b>Total For CITY OF DORAL PENSION CUSTODIAL ACCOUNT</b>	<b>\$702,631.83</b>	<b>\$606,041.21</b>	<b>\$715,605.88</b>	<b>\$606,716.70</b>	<b>100.00%</b>
	<b>\$702,631.83</b>	<b>\$606,041.21</b>	<b>\$715,605.88</b>	<b>\$606,716.70</b>	<b>100.00%</b>

**Overview of Your Account - [REDACTED] CITY OF DORAL PENSION CUSTODIAL ACCOUNT**

Investment Objective Custody No Investment Authority

**Asset allocation on August 31, 2024**

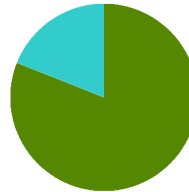
	Market value (\$)	Percent
 Taxable Domestic FI (Funds)	314,767.34	44%
 Domestic Large Cap	178,264.14	25%
 International Equity	175,801.29	25%
 Cash Equivalents	45,886.77	6%
 Accrued Income	886.34	0%
<b>Total of your account</b>	<b>\$715,605.88</b>	<b>100%</b>


*Only the top 8 holding sectors are represented.*
**Activity Summary**

	This Period	Year to Date
Beginning Market Value	702,631.83	657,237.83
Contributions/Receipts	0.00	0.00
Distributions/Disbursements	0.00	0.00
Fees/Expenses	-416.67	-3,333.36
Dividends	1,082.52	8,833.87
Interest	0.00	0.00
Other Income/Capital Gain Distributions	1.66	13.58
Security Transactions	0.00	0.00
Realized Gain/Loss	0.00	5,455.50
Net Interest Bought & Sold	0.00	0.00
Change in Accrual	7.98	269.68
Cost Adjustments	0.00	0.00
Net Change in Unrealized Gain/Loss	12,298.56	47,128.78
<b>Market Value on Aug 31, 2024</b>	<b>\$715,605.88</b>	<b>\$715,605.88</b>

**Purchases**
**Summary**

	Cost	Percent
■ Taxable Domestic FI (Funds)	878.36	81%
■ Cash Equivalents	205.82	19%
<b>Total of Your Portfolio</b>	<b>\$1,084.18</b>	<b>100%</b>


**Details**

Trade Date	Transaction Description	Principal Amount	Income Amount	Cost	Accrued Income
<b>Settlement Date</b>					
	<b>CITY OF DORAL PENSION CUSTODIAL ACCOUNT</b>				
<b>Purchases</b>					
<i>Cash and Equivalents</i>					
<i>Cash Equivalents</i>					
<i>Cash Equivalents</i>					
August 30, 2024	Daily Rate Income on Fidelity Government Portfolio	-204.16		204.16	
August 30, 2024	For Period of 08/01/24 to 08/31/24 Due on 08/30/24 Reinvested \$204.16 at \$1.00 For 204.16 Units, CUSIP 31607A703				
<b>Total Cash Equivalents</b>		<b>-\$204.16</b>	<b>\$0.00</b>	<b>\$204.16</b>	<b>\$0.00</b>
<b>Total Cash Equivalents</b>		<b>-\$204.16</b>	<b>\$0.00</b>	<b>\$204.16</b>	<b>\$0.00</b>
<b>Total Cash and Equivalents</b>		<b>-\$204.16</b>	<b>\$0.00</b>	<b>\$204.16</b>	<b>\$0.00</b>

## Purchases (continued)

Trade Date Settlement Date	Transaction Description	Principal Amount	Income Amount	Cost	Accrued Income
<i>Fixed Income</i>					
<i>Taxable Domestic FI (Funds)</i>					
<i>Core - Investment-Grade Bond (Funds)</i>					
July 31, 2024	Daily Rate Income on Fidelity US Bond Index For	-878.36		878.36	
July 31, 2024	Period of 07/01/24 to 07/31/24 Due on 07/31/24 Reinvested \$878.36 at \$10.40 For 84.458 Units, CUSIP 316146356				
<b>Total Core - Investment-Grade Bond (Funds)</b>		<b>-\$878.36</b>	<b>\$0.00</b>	<b>\$878.36</b>	<b>\$0.00</b>
<b>Total Taxable Domestic FI (Funds)</b>		<b>-\$878.36</b>	<b>\$0.00</b>	<b>\$878.36</b>	<b>\$0.00</b>
<b>Total Fixed Income</b>		<b>-\$878.36</b>	<b>\$0.00</b>	<b>\$878.36</b>	<b>\$0.00</b>
<b>Total Purchases</b>		<b>-\$1,082.52</b>	<b>\$0.00</b>	<b>\$1,082.52</b>	<b>\$0.00</b>
<i>Cash Sweep Activity</i>					
<i>Cash and Equivalents</i>					
<i>Cash Equivalents</i>					
<i>Cash Equivalents</i>					
August 31, 2024	Sweep purchases totaling 1.66 units of Fidelity	-1.66		1.66	
August 31, 2024	Government Portfolio for CITY OF DORAL PENSION CUSTODIAL ACCOUNT - Capital (1 Transactions), CUSIP 31607A703				
<b>Total Cash Equivalents</b>		<b>-\$1.66</b>	<b>\$0.00</b>	<b>\$1.66</b>	<b>\$0.00</b>
<b>Total Cash Equivalents</b>		<b>-\$1.66</b>	<b>\$0.00</b>	<b>\$1.66</b>	<b>\$0.00</b>
<b>Total Cash and Equivalents</b>		<b>-\$1.66</b>	<b>\$0.00</b>	<b>\$1.66</b>	<b>\$0.00</b>
<b>Total Cash Sweep Activity</b>		<b>-\$1.66</b>	<b>\$0.00</b>	<b>\$1.66</b>	<b>\$0.00</b>
<b>Total</b>	<b>CITY OF DORAL PENSION CUSTODIAL ACCOUNT</b>	<b>-\$1,084.18</b>	<b>\$0.00</b>	<b>\$1,084.18</b>	<b>\$0.00</b>

## Realized Gains and Losses

### Summary

	Realized G/L	Percent
■ Cash Equivalents	0.00	0.00
<b>Total of Your Portfolio</b>	<b>\$0.00</b>	<b>0%</b>

### Details

Trade Date	Transaction Description	Principal Amount	Income Amount	Cost	Accrued Income	Realized G/L
<b>■ CITY OF DORAL PENSION CUSTODIAL ACCOUNT</b>						
<b>Cash Sweep Activity</b>						
<i>Cash and Equivalents</i>						
<i>Cash Equivalents</i>						
<i>Cash Equivalents</i>						
August 31, 2024	Sweep sales totaling -416.67	416.67		-416.67		0.00
August 31, 2024	units of Fidelity Government Portfolio for CITY OF DORAL PENSION CUSTODIAL ACCOUNT - Capital (1 Transactions), CUSIP 31607A703					
<b>Total Cash Equivalents</b>		<b>\$416.67</b>	<b>\$0.00</b>	<b>-\$416.67</b>	<b>\$0.00</b>	<b>\$0.00</b>
<b>Total Cash Equivalents</b>		<b>\$416.67</b>	<b>\$0.00</b>	<b>-\$416.67</b>	<b>\$0.00</b>	<b>\$0.00</b>
<b>Total Cash and Equivalents</b>		<b>\$416.67</b>	<b>\$0.00</b>	<b>-\$416.67</b>	<b>\$0.00</b>	<b>\$0.00</b>
<b>Total Cash Sweep Activity</b>		<b>\$416.67</b>	<b>\$0.00</b>	<b>-\$416.67</b>	<b>\$0.00</b>	<b>\$0.00</b>
<b>Total ■ CITY OF DORAL PENSION CUSTODIAL ACCOUNT</b>		<b>\$416.67</b>	<b>\$0.00</b>	<b>-\$416.67</b>	<b>\$0.00</b>	<b>\$0.00</b>

**Portfolio Holdings on August 31, 2024**

	Number of Shares Share Price	S&P Ratings Moody's Ratings	Market Value	Accrued Inc.	Cost Basis / Unrealized G/L	Est. Ann. Inc. /Yield at Market	% of Account
<b>CITY OF DORAL PENSION CUSTODIAL ACCOUNT</b>							
<i>Cash Equivalents</i>							
<i>Cash Equivalents</i>							
Fidelity Government Portfolio (CUSIP:31607A703)	45,886.77 1.00		45,886.77	0.00	45,886.77 0.00	2,454.02 5.35%	6.42%
<b>Total Cash Equivalents</b>			<b>\$45,886.77</b>	<b>\$0.00</b>	<b>\$45,886.77</b> <b>\$0.00</b>	<b>\$2,454.02</b> <b>5.35%</b>	<b>6.42%</b>
<b>Total Cash Equivalents</b>			<b>\$45,886.77</b>	<b>\$0.00</b>	<b>\$45,886.77</b> <b>\$0.00</b>	<b>\$2,454.02</b> <b>5.35%</b>	<b>6.42%</b>
<i>Accrued Income</i>							
<i>Accrued Income</i>							
Ending Accrual (Firm Defined Security ID:TOTALACCR)	0.00 1.00		886.34	0.00	886.34 0.00	0.00	0.12%
<b>Total Accrued Income</b>			<b>\$886.34</b>	<b>\$0.00</b>	<b>\$886.34</b> <b>\$0.00</b>	<b>\$0.00</b>	<b>0.12%</b>
<b>Total Accrued Income</b>			<b>\$886.34</b>	<b>\$0.00</b>	<b>\$886.34</b> <b>\$0.00</b>	<b>\$0.00</b>	<b>0.12%</b>
<i>Domestic Large Cap</i>							
<i>Core</i>							
Fidelity 500 Index Fund (CUSIP:315911750)	907.012 196.54		178,264.14	0.00	122,011.92 56,252.22	2,212.20 1.24%	24.90%
<b>Total Core</b>			<b>\$178,264.14</b>	<b>\$0.00</b>	<b>\$122,011.92</b> <b>\$56,252.22</b>	<b>\$2,212.20</b> <b>1.24%</b>	<b>24.90%</b>
<b>Total Domestic Large Cap</b>			<b>\$178,264.14</b>	<b>\$0.00</b>	<b>\$122,011.92</b> <b>\$56,252.22</b>	<b>\$2,212.20</b> <b>1.24%</b>	<b>24.90%</b>

## Portfolio Holdings on August 31, 2024 (continued)

	Number of Shares	S&P Ratings Moody's Ratings	Market Value	Accrued Inc.	Cost Basis / Unrealized G/L	Est. Ann. Inc. /Yield at Market	% of Account
<b>CITY OF DORAL PENSION CUSTODIAL ACCOUNT (continued)</b>							
<i>International Equity</i>							
<i>International Developed</i>							
Fidelity Global ex US Index Fund (CUSIP:316146315)	11,226.136 15.66		175,801.29	0.00	132,520.13 43,281.16	4,670.07 2.66%	24.57%
<b>Total International Developed</b>			<b>\$175,801.29</b>	<b>\$0.00</b>	<b>\$132,520.13</b> <b>\$43,281.16</b>	<b>\$4,670.07</b> <b>2.66%</b>	<b>24.57%</b>
<b>Total International Equity</b>			<b>\$175,801.29</b>	<b>\$0.00</b>	<b>\$132,520.13</b> <b>\$43,281.16</b>	<b>\$4,670.07</b> <b>2.66%</b>	<b>24.57%</b>
<i>Taxable Domestic FI (Funds)</i>							
<i>Core - Investment-Grade Bond (Funds)</i>							
Fidelity US Bond Index (CUSIP:316146356)	29,920.85 10.52		314,767.34	886.34	305,411.54 9,355.80	9,903.80 3.15%	43.99%
<b>Total Core - Investment-Grade Bond (Funds)</b>			<b>\$314,767.34</b>	<b>\$886.34</b>	<b>\$305,411.54</b> <b>\$9,355.80</b>	<b>\$9,903.80</b> <b>3.15%</b>	<b>43.99%</b>
<b>Total Taxable Domestic FI (Funds)</b>			<b>\$314,767.34</b>	<b>\$886.34</b>	<b>\$305,411.54</b> <b>\$9,355.80</b>	<b>\$9,903.80</b> <b>3.15%</b>	<b>43.99%</b>
<b>Total For</b> [REDACTED] <b>CITY OF DORAL PENSION CUSTODIAL ACCOUNT</b>			<b>\$715,605.88</b>	<b>\$886.34</b>	<b>\$606,716.70</b> <b>\$108,889.18</b>	<b>\$19,240.09</b> <b>2.69%</b>	<b>100.00%</b>



Contributions and Receipts

No transactions this period.

Distributions and Disbursements

No transactions this period.

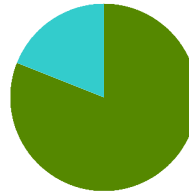
**Fees and Expenses**

Trade Date	Transaction Description	Principal Amount	Income Amount
Settlement Date			
<b>CITY OF DORAL PENSION CUSTODIAL ACCOUNT</b>			
<b>Fees/Expenses</b>			
<i>Trustee/Custody Fees</i>			
August 12, 2024	Flat Fee, Computed for [REDACTED] Spot Currency USD	-416.67	
August 12, 2024			
<b>Total Trustee/Custody Fees</b>		<b>-\$416.67</b>	<b>\$0.00</b>
<b>Total Fees/Expenses</b>		<b>-\$416.67</b>	<b>\$0.00</b>
<b>Total</b>	<b>CITY OF DORAL PENSION CUSTODIAL ACCOUNT</b>	<b>-\$416.67</b>	<b>\$0.00</b>

## Income Received

### Summary

	Amount	Percent
■ Taxable Domestic FI (Funds)	878.36	81%
■ Cash Equivalents	204.16	19%
<b>Total of Your Portfolio</b>	<b>\$1,082.52</b>	<b>100%</b>



### Details

Trade Date	Settlement Date	Transaction Description	Principal Amount	Income Amount
		<b>CITY OF DORAL PENSION CUSTODIAL ACCOUNT</b>		
		<i>Dividends</i>		
		<i>Cash and Equivalents</i>		
		<i>Cash Equivalents</i>		
		<i>Cash Equivalents</i>		
August 30, 2024	August 30, 2024	Daily Rate Income on Fidelity Government Portfolio For Period of 08/01/24 to 08/31/24 Due on 08/30/24, CUSIP 31607A703	204.16	
<b>Total Cash Equivalents</b>			<b>\$204.16</b>	<b>\$0.00</b>
<b>Total Cash Equivalents</b>			<b>\$204.16</b>	<b>\$0.00</b>
<b>Total Cash and Equivalents</b>			<b>\$204.16</b>	<b>\$0.00</b>


## Income Received (continued)

Trade Date	Settlement Date	Transaction Description	Principal Amount	Income Amount
<i>Fixed Income</i>				
<i>Taxable Domestic FI (Funds)</i>				
<i>Core - Investment-Grade Bond (Funds)</i>				
July 31, 2024		Daily Rate Income on Fidelity US Bond Index For Period of 07/01/24 to 07/31/24 Due on 07/31/24,	878.36	
July 31, 2024		CUSIP 316146356		
<b>Total Core - Investment-Grade Bond (Funds)</b>			<b>\$878.36</b>	<b>\$0.00</b>
<b>Total Taxable Domestic FI (Funds)</b>			<b>\$878.36</b>	<b>\$0.00</b>
<b>Total Fixed Income</b>			<b>\$878.36</b>	<b>\$0.00</b>
<b>Total Dividends</b>			<b>\$1,082.52</b>	<b>\$0.00</b>
<b>Total</b>		<b>CITY OF DORAL PENSION CUSTODIAL ACCOUNT</b>	<b>\$1,082.52</b>	<b>\$0.00</b>

## Other Income and Capital Gain Distributions

### Summary

	Amount	Percent
Cash	1.66	100%
<b>Total of Your Portfolio</b>	<b>\$1.66</b>	<b>100%</b>



### Details

Trade Date	Settlement Date	Transaction Description	Principal Amount	Income Amount
		<b>CITY OF DORAL PENSION CUSTODIAL ACCOUNT</b>		
		<i>Shareholder/12b-1</i>		
		<i>Cash and Equivalents</i>		
		<i>Cash</i>		
		<i>Cash</i>		
August 29, 2024		Cash Receipt - 12b-1 Fee via MEMO, Payment for the month ending 31 Jul 2024 FIDELITY INV	1.66	
August 29, 2024		MMKT GOVT-INST 31607A703		
<b>Total Cash</b>			<b>\$1.66</b>	<b>\$0.00</b>
<b>Total Cash</b>			<b>\$1.66</b>	<b>\$0.00</b>
<b>Total Cash and Equivalents</b>			<b>\$1.66</b>	<b>\$0.00</b>
<b>Total Shareholder/12b-1</b>			<b>\$1.66</b>	<b>\$0.00</b>
<b>Total</b>		<b>CITY OF DORAL PENSION CUSTODIAL ACCOUNT</b>	<b>\$1.66</b>	<b>\$0.00</b>

Security Transactions

No transactions this period.



## Income Accrual on August 31, 2024

	Number of Shares	Ex Date Pay Date	Annual Rate	Beginning Accrual	Income Earned	Income Received	Ending Accrual
<b>CITY OF DORAL PENSION CUSTODIAL ACCOUNT</b>							
<i>Cash</i>							
<i>Cash</i>							
US Dollar (Spot Currency:USD)	0.00			0.00	1.66	1.66	0.00
<b>Total Cash</b>				<b>\$0.00</b>	<b>\$1.66</b>	<b>\$1.66</b>	<b>\$0.00</b>
<b>Total Cash</b>				<b>\$0.00</b>	<b>\$1.66</b>	<b>\$1.66</b>	<b>\$0.00</b>
<i>Cash Equivalents</i>							
<i>Cash Equivalents</i>							
Fidelity Government Portfolio (CUSIP:31607A703)	45,886.77		5.35%	0.00	204.16	204.16	0.00
<b>Total Cash Equivalents</b>				<b>\$0.00</b>	<b>\$204.16</b>	<b>\$204.16</b>	<b>\$0.00</b>
<b>Total Cash Equivalents</b>				<b>\$0.00</b>	<b>\$204.16</b>	<b>\$204.16</b>	<b>\$0.00</b>
<i>Accrued Income</i>							
<i>Accrued Income</i>							
Ending Accrual (Firm Defined Security ID:TOTALACCR)	0.00			0.00	0.00	0.00	0.00
<b>Total Accrued Income</b>				<b>\$0.00</b>	<b>\$0.00</b>	<b>\$0.00</b>	<b>\$0.00</b>
<b>Total Accrued Income</b>				<b>\$0.00</b>	<b>\$0.00</b>	<b>\$0.00</b>	<b>\$0.00</b>
<i>Domestic Large Cap</i>							
<i>Core</i>							
Fidelity 500 Index Fund (CUSIP:315911750)	907.012		1.24%	0.00	0.00	0.00	0.00
<b>Total Core</b>				<b>\$0.00</b>	<b>\$0.00</b>	<b>\$0.00</b>	<b>\$0.00</b>
<b>Total Domestic Large Cap</b>				<b>\$0.00</b>	<b>\$0.00</b>	<b>\$0.00</b>	<b>\$0.00</b>
<i>International Equity</i>							
<i>International Developed</i>							
Fidelity Global ex US Index Fund (CUSIP:316146315)	11,226.136		2.66%	0.00	0.00	0.00	0.00
<b>Total International Developed</b>				<b>\$0.00</b>	<b>\$0.00</b>	<b>\$0.00</b>	<b>\$0.00</b>
<b>Total International Equity</b>				<b>\$0.00</b>	<b>\$0.00</b>	<b>\$0.00</b>	<b>\$0.00</b>

## Income Accrual on August 31, 2024 (continued)

	Number of Shares	Ex Date Pay Date	Annual Rate	Beginning Accrual	Income Earned	Income Received	Ending Accrual
<i>Taxable Domestic FI (Funds)</i>							
<i>Core - Investment-Grade Bond (Funds)</i>							
Fidelity US Bond Index (CUSIP:316146356)	29,920.85		3.15%	878.36	886.34	878.36	886.34
<b>Total Core - Investment-Grade Bond (Funds)</b>				<b>\$878.36</b>	<b>\$886.34</b>	<b>\$878.36</b>	<b>\$886.34</b>
<b>Total Taxable Domestic FI (Funds)</b>				<b>\$878.36</b>	<b>\$886.34</b>	<b>\$878.36</b>	<b>\$886.34</b>
<b>Total For [REDACTED] CITY OF DORAL PENSION CUSTODIAL ACCOUNT</b>				<b>\$878.36</b>	<b>\$1,092.16</b>	<b>\$1,084.18</b>	<b>\$886.34</b>
<b>Total Accrual</b>				<b>\$878.36</b>	<b>\$1,092.16</b>	<b>\$1,084.18</b>	<b>\$886.34</b>

**Information****IMPORTANT INFORMATION FOR ALL REGIONS BANK CUSTOMERS:**

WE ENCOURAGE YOU TO CONTACT YOUR TRUST ADVISOR OR RELATIONSHIP MANAGER IF YOUR FINANCIAL OBJECTIVES CHANGE OR IF YOU WANT TO DISCUSS THE INVESTMENT OBJECTIVES OF YOUR ACCOUNT. TRUST SERVICES ARE PROVIDED THROUGH REGIONS PRIVATE WEALTH MANAGEMENT OR INSTITUTIONAL SERVICES, A BUSINESS UNIT WITHIN REGIONS BANK. INVESTMENTS IN SECURITIES, INSURANCE AND ANNUITY PRODUCTS: ARE NOT FDIC INSURED, ARE NOT A DEPOSIT, ARE NOT BANK GUARANTEED, ARE NOT INSURED BY ANY FEDERAL GOVERNMENT AGENCY, MAY GO DOWN IN VALUE, AND ARE NOT A CONDITION OF ANY BANKING ACTIVITY.

**INVESTMENT PRODUCTS AND FEES/REVENUE-SHARING DISCLOSURES**

REGIONS PRIVATE WEALTH MANAGEMENT OR INSTITUTIONAL SERVICES MAY INVEST IN INVESTMENT PRODUCTS NOT AFFILIATED WITH REGIONS BANK OR ITS AFFILIATES. REGIONS BANK MAY RECEIVE 12B-1 FEES AND/OR ANNUAL REVENUE SHARING FEES FROM THE USE OF THESE INVESTMENT PRODUCTS IN ITS CUSTOMERS' ACCOUNTS. THE 12B-1 FEES RECEIVED BY REGIONS BANK VARY BY INVESTMENT PRODUCT AND IN NO CIRCUMSTANCES EXCEED .75% OF THE AVERAGE DAILY NET ASSETS INVESTED IN ANY PRODUCT; IN MOST CIRCUMSTANCES THE FEE IS .25% OR LESS. ANNUAL REVENUE SHARING FEES OF UP TO .15% OF THE MARKET VALUE OF THE ASSETS INVESTED IN CERTAIN MONEY MARKET MUTUAL FUNDS ARE PAID DIRECTLY TO REGIONS BANK FROM THE INVESTMENT PROVIDER. IN THE EVENT AN ACCOUNT HAS BEEN TERMINATED AND FORMALLY CLOSED, AN ADMINISTRATIVE FEE OF UP TO \$50 FOR PROCESSING EACH CLASS ACTION SETTLEMENT PAYMENT OR ANY OTHER CASH RECEIPT WILL BE CHARGED.

**MARKET VALUES AND ESTIMATED INCOME FIGURES ARE NOT GUARANTEED BUT DO COME FROM RELIABLE SOURCES.** FOR SECURITIES TRADED ON A MAJOR EXCHANGE, MARKET VALUES ARE PRICED AS OF THE STATEMENT DATE AS PROVIDED BY VARIOUS PRICING SERVICES.

THE METHOD AND FREQUENCY OF PRICING ASSETS NOT TRADED ON MAJOR EXCHANGES VARIES DEPENDING ON THE TYPE OF ASSETS; THEREFORE, THE PRICE SHOWN ON YOUR STATEMENT MAY NOT BE A CURRENT VALUE AS OF THE STATEMENT DATE. WE CANNOT GUARANTEE THEIR ACCURACY OR THAT THE ASSETS CAN BE BOUGHT OR SOLD FOR THESE PRICES. FOR MORE DETAILED INFORMATION REGARDING FEES, PLEASE CONSULT THE FUND PROSPECTUS OR CONTACT YOUR TRUST ADVISOR OR RELATIONSHIP MANAGER. THE BEGINNING BALANCE ON THIS STATEMENT MAY NOT MATCH THE CLOSING BALANCE ON THE PREVIOUS STATEMENT DUE TO THE SECURITY PRICE IN THE PORTFOLIO BEING UPDATED AFTER THE PREVIOUS STATEMENT WAS ISSUED.

**IMPORTANT INFORMATION FOR RETIREMENT SERVICES ACCOUNTS:**

REGIONS MAY RECEIVE 12B-1, SHAREHOLDER SERVICE FEES AND/OR SUB-TRANSFER AGENT FEES FROM THE FUNDS OF UP TO .75% OF THE MARKET VALUE OF PLAN ASSETS INVESTED IN THE FUND PAYING SUCH FEES. REGIONS MAY RECEIVE A FINDER'S FEE IN AN AMOUNT UP TO 1.00% OF THE VALUE OF NEW PURCHASES IN A FUND WHERE THE PLAN'S INVESTMENT IN THE FUND EXCEEDS A SPECIFIC DOLLAR AMOUNT DETERMINED BY THE FUND FAMILY. REGIONS MAY RECEIVE AN ANNUAL REVENUE SHARING FEE FROM THE FUND DISTRIBUTOR OF UP TO .15% OF THE MARKET VALUE OF PLAN ASSETS INVESTED IN THE FUND. PERCENTAGES DESCRIBE FEES THAT ARE CALCULATED AS AN ANNUAL PERCENTAGE OF THE ASSETS INVESTED BY REGIONS CLIENTS IN THE PARTICULAR FUND OR FUND FAMILY. 12B-1, SUB-TRANSFER AGENT AND SHAREHOLDER SERVICE FEES ARE PAID OUT OF THE ASSETS OF THE MUTUAL FUNDS; REVENUE SHARING AND FINDERS FEES ARE NOT CHARGED AGAINST MUTUAL FUND ASSETS.

**REGIONS TRUST CASH SWEEP (RTCS) DISCLOSURE**

UNLESS YOU HAVE INSTRUCTED US TO USE A THIRD-PARTY SHORT TERM INVESTMENT VEHICLE TO HOLD CASH IN THE ACCOUNT, WE USE ONE OF

**Information (continued)**

THE REGIONS TRUST CASH SWEEP FUNDS ("RTCS") TO ENSURE THAT ALL CASH IN THE ACCOUNT IS INVESTED DAILY. AS INVESTMENTS IN THE ACCOUNT GENERATE CASH, THIS CASH IS AUTOMATICALLY SWEEP INTO RTCS EACH DAY WHERE THE CASH EARNS INTEREST RATHER THAN SITTING IDLE BEFORE BEING DISTRIBUTED OR REINVESTED. EACH RTCS FUND PAYS INTEREST IN ACCORDANCE WITH THE DISCLOSURE PROVIDED TO YOU AT THE TIME THE FUND WAS SELECTED. THE INVESTMENT OBJECTIVE OF RTCS IS TO PRODUCE CURRENT INCOME WITH LIQUIDITY AND STABLE PRINCIPAL. RTCS IS AN FDIC-INSURED DEPOSIT IN REGIONS BANK. BALANCES IN EXCESS OF THE STANDARD MAXIMUM INSURED AMOUNT (GENERALLY \$250,000) MAY OR MAY NOT BE COLLATERALIZED BY MARKETABLE SECURITIES SEGREGATED BY REGIONS BANK FOR PURPOSES OF SECURING THESE DEPOSITS, DEPENDING UPON THE PARTICULAR RTCS FUND SELECTED. THERE ARE NO SEPARATE MANAGEMENT FEES ASSOCIATED WITH RTCS. THE ACCOUNT FEES BASED ON THE TOTAL MARKET VALUE OF THE ACCOUNT WILL INCLUDE THE RTCS ASSETS IN THE CALCULATION. AS BANKING PRODUCTS CHANGE, REGIONS BANK MAY CHANGE THE TYPE OF DEPOSIT OR ACCOUNT WE USE FOR THE RTCS. WE WILL NOTIFY YOU IF ANY CHANGE IS A MATERIAL CHANGE.

**IMPORTANT INFORMATION FOR RESPONSIBLE PLAN FIDUCIARIES, RETIREMENT PLAN SPONSORS, IRA OWNERS AND INVESTMENT MANAGERS**

IF YOU ARE A RESPONSIBLE PLAN FIDUCIARY, A RETIREMENT PLAN SPONSOR, AN IRA OWNER, OR AN INVESTMENT MANAGER, AND YOU HAVE ALREADY AUTHORIZED THE USE OF REGIONS BANK AS A DEPOSITORY FOR UNINVESTED CASH, THEN IT IS NOT NECESSARY TO TAKE ADDITIONAL ACTION TO APPROVE THE USE OF THE RTCS TO HOLD CASH IN THE RETIREMENT PLAN OR IRA TRUST. HOWEVER, IF YOU DO NOT APPROVE OF THE USE OF THE RTCS, YOU MUST CONTACT YOUR RELATIONSHIP MANAGER OR TRUST ADVISOR TO DESIGNATE ANOTHER SHORT TERM INVESTMENT VEHICLE TO HOLD CASH IN THE ACCOUNT.

**COST BASIS REPORTING REQUIREMENTS BEGINNING JANUARY 1, 2011, FOR AGENCY AND CUSTODY ACCOUNTS**

THE EMERGENCY ECONOMIC STABILIZATION ACT OF 2008 MANDATED TAX REPORTING CHANGES THAT REQUIRE FINANCIAL INSTITUTIONS TO REPORT THE ADJUSTED COST BASIS OF CERTAIN SOLD SECURITIES, INCLUDING WHETHER THE GAIN OR LOSS IS SHORT OR LONG-TERM, TO THE IRS AND TO CUSTOMERS ON FORM 1099-B.

**COVERED VS. NON-COVERED SECURITIES**

THE CHANGES ARE BEING ROLLED OUT IN PHASES AS INDICATED BELOW. COVERED SECURITIES ARE THOSE ACQUIRED ON OR AFTER THE DATES SPECIFIED IN THE LEGISLATION. COST BASIS FOR THESE SECURITIES MUST BE REPORTED BY FINANCIAL INSTITUTIONS. SECURITIES ACQUIRED BEFORE THESE DATES ARE NON-COVERED AND FINANCIAL INSTITUTIONS ARE NOT REQUIRED TO REPORT THE COST BASIS. TAXPAYERS ARE RESPONSIBLE FOR ACCURATELY REPORTING COST BASIS ON COVERED AND NON-COVERED SECURITIES TO THE IRS ON THEIR TAX RETURNS.

EQUITIES.....	ACQUIRED ON OR AFTER JAN. 1, 2011
MUTUAL FUNDS, DIVIDEND REINVESTMENT PLANS (DRIPS) AND MOST ETFS.....	ACQUIRED ON OR AFTER JAN. 1, 2012
SIMPLE DEBT INSTRUMENTS AND OPTIONS.....	ACQUIRED ON OR AFTER JAN. 1, 2014
DEBT INSTRUMENTS WITH COMPLEX FEATURES.....	ACQUIRED ON OR AFTER JAN. 1, 2016

**TAX LOT SELECTION METHOD**

THE IRS REQUIRES THE USE OF A DEFAULT COST BASIS METHOD FOR CALCULATING GAINS AND LOSSES UNLESS A CLIENT OR ADVISOR ACTING ON THE CLIENT'S BEHALF CHOOSES ANOTHER METHOD. FOR EQUITIES, THE IRS DEFAULT SELECTION METHOD IS FIRST IN, FIRST OUT (FIFO).

**Information (continued)**

HOWEVER, PRIOR TO OCTOBER 1, 2017, REGIONS' DEFAULT SELECTION METHOD WAS LONG TERM, HIGH COST UNLESS THE CLIENT REQUESTED A DIFFERENT DEFAULT METHOD. EFFECTIVE OCTOBER 1, 2017, REGIONS' DEFAULT SELECTION METHOD IS MINIMIZE GAIN UNLESS THE CLIENT DIRECTS OTHERWISE. IF A CLIENT DESIRES A DIFFERENT DEFAULT SELECTION METHOD THAN MINIMIZE GAIN, THE CLIENT SHOULD CONTACT THEIR TRUST ADVISOR. CLIENTS CAN CHANGE THE DEFAULT SELECTION METHOD OR OVERRIDE IT FOR A SPECIFIC TRADE. AN ALTERNATE DEFAULT SELECTION METHOD MUST BE SPECIFIED EITHER AT THE TIME OF THE TRADE OR THROUGH A STANDING ORDER; HOWEVER, ONCE THE TRADE SETTLES, THE METHOD USED WILL BE FINAL AND CANNOT BE CHANGED.

**FORM 1099-B**

FINANCIAL INSTITUTIONS ARE REQUIRED TO INCLUDE COST BASIS, ACQUISITION DATE, WASH SALE DISALLOWED LOSS, AND HOLDING PERIOD INFORMATION FOR COVERED SECURITIES ON FORM 1099-B.

**TRADE REQUESTS**

REGIONS WEALTH MANAGEMENT PERFORMS TRADE REQUESTS AS AN ACCOMMODATION ONLY. REGIONS WEALTH MANAGEMENT ALLOWS THE USE OF ELECTRONIC COMMUNICATION (I.E., FAX OR EMAIL OR VOICEMAIL) BY ANY CUSTOMER TO REQUEST, AUTHORIZE OR EFFECT THE PURCHASE OR SALE OF SECURITIES. WE DO NOT GUARANTEE THAT ANY SUCH REQUEST WILL BE TIMELY PROCESSED. REGIONS WEALTH MANAGEMENT SHALL NOT BE RESPONSIBLE FOR CARRYING OUT SUCH ORAL OR WRITTEN (INCLUDING ELECTRONIC) INSTRUCTIONS UNTIL WE HAVE ACKNOWLEDGED RECEIPT OF SUCH INSTRUCTIONS.

**ANNUAL NOTICE OF FEDERAL WITHHOLDING TAX ON PERIODIC PAYMENTS**

IT IS NOT NECESSARY TO CONTACT REGIONS IF YOU DO NOT WISH TO MAKE A CHANGE IN THE AMOUNT CURRENTLY BEING WITHHELD. IF FEDERAL INCOME TAXES HAVE BEEN WITHHELD FROM THE PENSION PAYMENTS YOU ARE RECEIVING AND IF YOU DO NOT WISH TO HAVE TAXES WITHHELD, YOU SHOULD COMPLETE AN IRS FORM W-4P AND SUBMIT IT TO YOUR ACCOUNT RELATIONSHIP MANAGER. HOWEVER, IF YOU ELECT NOT TO HAVE WITHHOLDING APPLY TO YOUR PENSION PAYMENTS, OR IF YOU DO NOT HAVE ENOUGH FEDERAL INCOME TAX WITHHELD FROM YOUR PENSION PAYMENTS, YOU MAY BE RESPONSIBLE FOR PAYMENT OF ESTIMATED TAX. YOU MAY INCUR PENALTIES UNDER THE ESTIMATED TAX RULES IF YOUR WITHHOLDING AND ESTIMATED TAX PAYMENTS ARE NOT SUFFICIENT. IF FEDERAL INCOME TAXES ARE NOT BEING WITHHELD FROM YOUR PENSION PAYMENTS BECAUSE YOU HAVE ELECTED NOT TO HAVE WITHHOLDING APPLY AND IF YOU WISH TO REVOKE THAT ELECTION AND HAVE FEDERAL INCOME TAXES WITHHELD FROM YOUR PENSION PAYMENTS, YOU SHOULD COMPLETE AN IRS FORM W-4P AND SUBMIT TO YOUR RELATIONSHIP MANAGER. THESE FORMS MAY BE OBTAINED FROM THE INTERNAL REVENUE SERVICE WEBSITE, IRS.GOV (SELECT THE MORE FORMS AND PUBLICATIONS TAB AND FOLLOW THE INSTRUCTIONS TO FORM W-4P), OR BY CALLING THE IRS AT 1-800-829-1040. YOU MAY ALSO CONTACT YOUR ACCOUNT RELATIONSHIP MANAGER AND THEY WILL MAIL YOU THE FORM. IF YOU WISH TO CHANGE PREVIOUS ELECTION, PLEASE COMPLETE AND MAIL TO YOUR ACCOUNT RELATIONSHIP MANAGER. YOU SHOULD INDICATE ON FORM W-4P YOUR NAME, SOCIAL SECURITY NUMBER AND THE COMPANY FROM WHICH YOU ARE RETIRED, AS WELL AS YOUR WITHHOLDING ELECTION.

**NOTICE OF LIMITATIONS PERIOD FOR BREACH OF TRUST ACTIONS**

THIS NOTICE, AS WELL AS ANY EARLIER OR OTHER COMMUNICATION CONTAINING SUCH INFORMATION, SERVES TO ALERT PERSONS OR ENTITIES WITH AN INTEREST IN THIS ACCOUNT THAT (i) IN MANY STATES, INCLUDING THOSE LISTED BELOW, STATUTES OF LIMITATIONS PROVIDE THAT A BENEFICIARY OF A TRUST MAY NOT COMMENCE A PROCEEDING AGAINST A TRUSTEE FOR BREACH OF TRUST MORE THAN A CERTAIN PERIOD AFTER THE DATE THAT THE BENEFICIARY OR REPRESENTATIVE OF THE BENEFICIARY WAS SENT A REPORT\* DISCLOSING ADEQUATE INFORMATION TO ALERT THE BENEFICIARY OR REPRESENTATIVE OF THE EXISTENCE OF A POTENTIAL CLAIM FOR BREACH OF TRUST; (ii) THIS STATEMENT IS A

**Information (continued)**

REPORT WITHIN THE MEANING OF SUCH STATUTES AS TO ALL INFORMATION CONTAINED HEREIN, INCLUDING, WITHOUT LIMITATION, THE COMPENSATION RECEIVED BY REGIONS BANK AND ITS AFFILIATES, INVESTMENTS MADE, HELD OR DISPOSED OF AND DISBURSEMENTS AND DISTRIBUTIONS MADE ON BEHALF OF THIS ACCOUNT; AND (iii) ANY PERSON OBJECTING TO ANY MATTER DISCLOSED IN THIS STATEMENT MAY BE REQUIRED BY SUCH STATUTES TO COMMENCE A PROCEEDING AGAINST REGIONS BANK WITHIN THE TIME ALLOWED BY LAW IN ORDER TO PRESERVE HIS, HER OR ITS RIGHTS TO BRING LEGAL ACTION RELATING TO SUCH OBJECTION. AN ACTION FOR BREACH OF TRUST BASED ON MATTERS DISCLOSED IN A TRUST ACCOUNTING OR OTHER WRITTEN REPORT OF THE TRUSTEE MAY BE SUBJECT TO A SPECIFIC STATUTE OF LIMITATIONS FROM THE SENDING OR RECEIPT OF THE TRUST ACCOUNTING OR OTHER WRITTEN REPORT, BASED ON THE PARTICULARS OF THE STATE STATUTE. ALSO, IN CERTAIN STATES (MARKED BELOW WITH [\*]), THE EFFECT OF TRIGGERING THE STATUTE OF LIMITATIONS MAY POSSIBLY APPLY ONLY TO A STATEMENT OR REPORT THAT IS FINAL OR AT THE TERMINATION OF THE TRUST OR BENEFICIARY RELATIONSHIP. IN A STATE MARKED BELOW WITH [\*\*], THE STATUTE OF LIMITATIONS MAY VARY, ACCORDING TO THE DATE THE TRUSTEESHIP WAS ACCEPTED OR THE DATE THE TRUST BECAME IRREVOCABLE. PLEASE NOTE THAT THE TIME ALLOWED FOR COMMENCING A PROCEEDING CONSISTS OF THE FOLLOWING PERIOD UNDER APPLICABLE STATE LAW: 6 MONTHS (FL); 1 YEAR (AR, MS, MO, SC, TN, IA, KY); 2 YEARS (AL, IL\*\*, GA, LA); 3 YEARS (IL\*\*, IN\*); 4 YEARS (TX); 5 YEARS (NC\*). ADDITIONALLY, ACCOUNTS FOR WHICH REGIONS SERVES AS AGENT FOR AN INDIVIDUAL OR ENTITY AS PRINCIPAL, WHETHER THE PRINCIPAL SERVES IN AN INDIVIDUAL OR FIDUCIARY CAPACITY, LIKEWISE ARE SUBJECT TO APPLICABLE STATUTES OF LIMITATION. THIS STATEMENT, AS WELL AS ANY EARLIER OR OTHER COMMUNICATION CONTAINING SUCH INFORMATION, IS NOTICE AS TO ALL INFORMATION CONTAINED HEREIN, AND THE PRINCIPAL MAY BE REQUIRED BY SUCH STATUTES TO COMMENCE A PROCEEDING AGAINST REGIONS BANK WITHIN THE TIME ALLOWED BY LAW IN ORDER TO PRESERVE HIS, HER OR ITS RIGHTS TO BRING LEGAL ACTION RELATING TO ANY MATTER DISCLOSED IN THIS STATEMENT. THIS NOTICE IS FOR INFORMATIONAL PURPOSES ONLY AND IS NOT LEGAL ADVICE; PLEASE CONSULT YOUR ATTORNEY REGARDING ANY QUESTIONS ABOUT WHICH STATE LAW IS APPLICABLE AND ITS EFFECT.

**S&P FIXED INCOME ASSET RATINGS:**

REGARDING ANY PRESENTATION OF ASSET RATING INFORMATION PROVIDED BY STANDARD & POORS WITHIN THIS DOCUMENT, ALL INFORMATION IS COPYRIGHT © 2022, S&P GLOBAL MARKET INTELLIGENCE (AND ITS AFFILIATES AS APPLICABLE). REPRODUCTION OF ANY INFORMATION, OPINIONS, VIEWS, DATA OR MATERIAL, INCLUDING RATINGS (“CONTENT”) IN ANY FORM IS PROHIBITED EXCEPT WITH THE PRIOR WRITTEN PERMISSION OF THE RELEVANT PARTY. SUCH PARTY, ITS AFFILIATES AND SUPPLIERS (“CONTENT PROVIDERS”) DO NOT GUARANTEE THE ACCURACY, ADEQUACY, COMPLETENESS, TIMELINESS OR AVAILABILITY OF ANY CONTENT AND ARE NOT RESPONSIBLE FOR ANY ERRORS OR OMISSIONS (NEGLIGENT OR OTHERWISE), REGARDLESS OF THE CAUSE, OR FOR THE RESULTS OBTAINED FROM THE USE OF SUCH CONTENT. IN NO EVENT SHALL CONTENT PROVIDERS BE LIABLE FOR ANY DAMAGES, COSTS, EXPENSES, LEGAL FEES, OR LOSSES (INCLUDING LOST INCOME OR LOST PROFIT AND OPPORTUNITY COSTS) IN CONNECTION WITH ANY USE OF THE CONTENT. A REFERENCE TO A PARTICULAR INVESTMENT OR SECURITY, A RATING OR ANY OBSERVATION CONCERNING AN INVESTMENT THAT IS PART OF THE CONTENT IS NOT A RECOMMENDATION TO BUY, SELL OR HOLD SUCH INVESTMENT OR SECURITY, DOES NOT ADDRESS THE SUITABILITY OF AN INVESTMENT OR SECURITY AND SHOULD NOT BE RELIED ON AS INVESTMENT ADVICE. CREDIT RATINGS ARE STATEMENTS OF OPINIONS AND ARE NOT STATEMENTS OF FACT.

**PERFORMANCE:**

PERFORMANCE INFORMATION IS PROVIDED FOR THE SOLE USE OF THE INDIVIDUAL(S) IT IS PRESENTED TO. PERFORMANCE RESULTS CONTAINED IN THIS STATEMENT REFLECTS TRADING IN YOUR ACCOUNT(S) AND IS FOR INFORMATIONAL PURPOSES ONLY. RETURNS ARE CALCULATED USING

**Information (continued)**

A THIRD-PARTY VENDOR, SEI. PERFORMANCE INFORMATION MAY NOT REFLECT PERFORMANCE OF ALL ASSETS REFLECTED ON THIS STATEMENT AS SOME ASSETS MAY NOT BE SUBJECT TO OUR DISCRETIONARY AUTHORITY REGARDING INVESTMENT DECISIONS AND MAY BE EXCLUDED FROM THE INVESTMENT PERFORMANCE CALCULATIONS. FACTORS IMPACTING THE RETURNS INCLUDE INDIVIDUAL CLIENT RISK TOLERANCE, RESTRICTIONS A CLIENT MAY PLACE ON THE ACCOUNT, INVESTMENT OBJECTIVES, CHOICE OF BROKER/DEALER OR CUSTODIANS, AS WELL AS OTHER FACTORS. YOUR ACCOUNT(S) PERFORMANCE MAY DIFFER FROM THAT OF OTHER CLIENTS DUE TO, AMONG OTHER THINGS, COMMISSION, TIMING OF ORDER ENTRY, OR THE MANNER IN WHICH THE TRADES WERE EXECUTED. THE INFORMATION PRESENTED HAS BEEN OBTAINED FROM SOURCES BELIEVED TO BE ACCURATE AND RELIABLE. REGIONS CANNOT GUARANTEE THE ACCURACY OR COMPLETENESS OF SUCH INFORMATION AND ASSUMES NO LIABILITY FOR DAMAGES RESULTING FROM OR ARISING OUT OF THE USE OF SUCH INFORMATION. FOR PRIVATE WEALTH AND INSTITUTIONAL SERVICES ACCOUNTS PERFORMANCE IS PRESENTED AS NET OF FEES PERFORMANCE, THEREBY FEES (AND TRADING COMMISSIONS) ARE REFLECTED IN THE DATA. THE FEE SCHEDULE IS DESCRIBED IN YOUR INVESTMENT MANAGEMENT CONTRACT.

PAST PERFORMANCE IS NOT INDICATIVE OF FUTURE RETURNS. CURRENT PERFORMANCE MAY BE LOWER OR HIGHER THAN THE PERFORMANCE DATA PRESENTED. THE INVESTMENT RETURN AND PRINCIPAL VALUE OF AN INVESTMENT WILL FLUCTUATE SO THAT, WHEN REDEEMED, IT MAY BE WORTH MORE OR LESS THAN THE ORIGINAL VALUE. IT SHOULD NOT BE ASSUMED THAT RECOMMENDATIONS MADE IN THE FUTURE WILL BE PROFITABLE OR WILL EQUAL THE PERFORMANCE OF THE SECURITIES PRESENTED HEREIN. SECURITIES ARE NOT FDIC INSURANCE, HAVE NO BANK GUARANTEE, AND MAY LOSE VALUE.

**TRADE ERROR CORRECTION:**

FROM TIME TO TIME ERRORS MAY OCCUR IN THE EXECUTION OF TRADES FOR YOUR ACCOUNT. WHEN RESPONSIBLE FOR SUCH AN ERROR, REGIONS WILL NOTIFY YOU AND WILL CORRECT ANY ERROR AS SOON AS ADMINISTRATIVELY FEASIBLE BY ADDRESSING ANY LOSSES AND PUTTING YOUR ACCOUNT INTO THE SAME POSITION AS IF THE ERROR HAD NOT OCCURRED. WHERE ADMINISTRATIVELY FEASIBLE, ANY GAINS RESULTING FROM THE ERROR MAY BE RETAINED IN YOUR ACCOUNT. TRADING ERRORS WILL NOT OTHERWISE BE REFLECTED IN YOUR STATEMENT IF CORRECTED WITHIN 30 DAYS OR WITHIN THE SAME MONTHLY STATEMENT CYCLE.



Information (continued)

This page intentionally left blank.

# Account Statement

August 1, 2024 - August 31, 2024

**CITY OF DORAL STORM WATER ACCOUNT**



## Your Relationship Team

Relationship Consultant: JANET H RICARDO 904 565 7973 janet.ricardo@regions.com

## Accounts Included In This Statement

██████████ CITY OF DORAL STORM WATER ACCOUNT

**MATILDE MENENDEZ**  
CITY OF DORAL  
8401 NW 53RD TERRACE  
DORAL, FL 33166  
United States

This page intentionally left blank.

# Table of Contents

<b>Schedules</b>	<b>Page</b>
Balance Sheet.....	5
Asset Summary.....	6
Portfolio Holdings.....	7
Transaction Detail.....	21
Information.....	54

This page intentionally left blank.

## Balance Sheet on August 31, 2024

	As of July 31, 2024		As of August 31, 2024		% of Account
	Market Value	Cost Basis	Market Value	Cost Basis	
<b>CITY OF DORAL STORM WATER ACCOUNT</b>					
<b>Cash and Equivalents</b>					
Capital Portfolio	51,414.70	51,414.70	103,689.54	103,689.54	1.09%
<b>Total Cash and Equivalents</b>	<b>\$51,414.70</b>	<b>\$51,414.70</b>	<b>\$103,689.54</b>	<b>\$103,689.54</b>	<b>1.09%</b>
<b>Fixed Income</b>					
Taxable Domestic Fixed Income	9,239,089.54	9,232,180.45	9,275,302.01	9,209,009.31	97.10%
Taxable International Fixed Income	172,158.80	170,000.00	172,891.85	170,000.00	1.81%
<b>Total Fixed Income</b>	<b>\$9,411,248.34</b>	<b>\$9,402,180.45</b>	<b>\$9,448,193.86</b>	<b>\$9,379,009.31</b>	<b>98.91%</b>
<b>Total For CITY OF DORAL STORM WATER ACCOUNT</b>	<b>\$9,462,663.04</b>	<b>\$9,453,595.15</b>	<b>\$9,551,883.40</b>	<b>\$9,482,698.85</b>	<b>100.00%</b>
	<b>\$9,462,663.04</b>	<b>\$9,453,595.15</b>	<b>\$9,551,883.40</b>	<b>\$9,482,698.85</b>	<b>100.00%</b>

## Asset Summary on August 31, 2024

	Market Value	Cost Basis	Unrealized Gain or Loss	Estimated Annual Income	Yield at Market	% of Account
<b>CITY OF DORAL STORM WATER ACCOUNT</b>						
Fixed Income	9,448,193.86	9,379,009.31	69,184.55	409,216.73	4.33%	98.91%
Cash and Equivalents	103,689.54	103,689.54	0.00	5,504.88	5.31%	1.09%
<b>Total For CITY OF DORAL STORM WATER ACCOUNT</b>	<b>\$9,551,883.40</b>	<b>\$9,482,698.85</b>	<b>\$69,184.55</b>	<b>\$414,721.61</b>	<b>4.34%</b>	<b>100.00%</b>



**Portfolio Holdings on August 31, 2024**

	Number of Shares	Share price	Market Value	Accrued Income	Cost Basis / Unrealized G/L	Est. Ann. Inc. /Yield at Market	% of Account
<b>CITY OF DORAL STORM WATER ACCOUNT</b>							
<b>Cash and Equivalents</b>							
<i>Capital Portfolio</i>							
Fidelity Government Portfolio (CUSIP:316175108)	103,689.54	1.00	103,689.54	309.79	103,689.54 0.00	5,504.88 5.31%	1.09%
<b>Total Capital Portfolio</b>			<b>\$103,689.54</b>	<b>\$309.79</b>	<b>\$103,689.54</b> <b>\$0.00</b>	<b>\$5,504.88</b> <b>5.31%</b>	<b>1.09%</b>
<b>Total Cash and Equivalents</b>			<b>\$103,689.54</b>	<b>\$309.79</b>	<b>\$103,689.54</b> <b>\$0.00</b>	<b>\$5,504.88</b> <b>5.31%</b>	<b>1.09%</b>
<b>Fixed Income</b>							
<i>Taxable Domestic Fixed Income</i>							
Adobe Inc 4.85% 04 Apr 2027 (CUSIP:00724PAE9)	25,000.00	101.626	25,406.50	495.10	24,987.50 419.00	1,212.50 4.77%	0.27%
Ally Auto Receivables Trust 2022-1 ALLYA 2022-1 A3 3.31% 15 Nov 2026 (CUSIP:02008JAC0)	28,743.16	99.1745	28,505.88	42.28	28,737.60 -231.72	951.40 3.34%	0.30%
Ally Auto Receivables Trust 2023-1 ALLYA 2023-1 A3 5.46% 15 May 2028 (CUSIP:02007WAC2)	100,000.00	100.9825	100,982.46	242.67	99,281.25 1,701.21	5,460.00 5.41%	1.06%
American Honda Finance 4.9% 12 Mar 2027 (CUSIP:02665WFD8)	35,000.00	101.3976	35,489.16	800.33	34,980.75 508.41	1,715.00 4.83%	0.37%
American Honda Finance Corp 5.25% 07 Jul 2026 (CUSIP:02665WEK3)	30,000.00	101.4839	30,445.18	236.25	29,898.90 546.28	1,575.00 5.17%	0.32%
AstraZeneca Finance LLC 4.8 26 Feb 2027 (CUSIP:04636NAK9)	30,000.00	101.367	30,410.10	20.00	29,949.60 460.50	1,440.00 4.74%	0.32%
BA Credit Card Trust BACCT 2022-A1 A1 3.53% 15 Nov 2027 (CUSIP:05522RDE5)	20,000.00	98.9571	19,791.43	31.38	19,998.75 -207.32	706.00 3.57%	0.21%

Portfolio Holdings on August 31, 2024 (continued)

	Number of Shares	Share price	Market Value	Accrued Income	Cost Basis / Unrealized G/L	Est. Ann. Inc. /Yield at Market	% of Account
<i>Taxable Domestic Fixed Income (continued)</i>							
Bank of America Auto Trust 2023-1 BAAT 2023-1A A3 5.53% 15 Feb 2028 (CUSIP:06428AAC2)	35,000.00	101.0215	35,357.51	86.02	34,998.67 358.84	1,935.50 5.47%	0.37%
Bank of America Auto Trust 5.74% 15 Jun 2028 (CUSIP:06054YAC1)	70,000.00	101.7019	71,191.32	178.58	69,998.73 1,192.59	4,018.00 5.64%	0.75%
Bank of America Corp Variable .981% 25 Sep 2025 (CUSIP:06051GJG5)	135,000.00	99.701	134,596.35	573.89	135,000.00 -403.65	1,324.35 0.98%	1.41%
Bank of New York Mellon Corp/The Variable 4.89% 21 Jul 2028 (CUSIP:06406RBX4)	60,000.00	101.099	60,659.40	317.85	60,000.00 659.40	2,934.00 4.84%	0.64%
BlackRock Funding Inc 4.6% 26 Jul 2027 (CUSIP:09290DAH4)	45,000.00	101.4242	45,640.87	201.25	44,998.65 642.22	2,070.00 4.54%	0.48%
BMW US Capital LLC 4.9% 02 Apr 2027 (CUSIP:05565ECH6)	70,000.00	101.267	70,886.90	1,419.64	69,916.70 970.20	3,430.00 4.84%	0.74%
BMW Vehicle Owner Trust 2022-A BMWOT 2022-A A3 3.21% 25 Aug 2026 (CUSIP:05602RAD3)	12,969.68	99.0667	12,848.63	6.94	12,969.01 -120.38	416.33 3.24%	0.13%
BMW Vehicle Owner Trust 2023-A BMWOT 2023-A A3 5.47% 25 Feb 2028 (CUSIP:05592XAD2)	15,000.00	100.9938	15,149.07	13.68	14,997.34 151.73	820.50 5.42%	0.16%
BP Cap Markets America 5.017% 17 Nov 2027 (CUSIP:10373QBY5)	55,000.00	102.1665	56,191.56	797.15	55,000.00 1,191.56	2,759.35 4.91%	0.59%

## Portfolio Holdings on August 31, 2024 (continued)

	Number of Shares	Share price	Market Value	Accrued Income	Cost Basis / Unrealized G/L	Est. Ann. Inc. /Yield at Market	% of Account
<i>Taxable Domestic Fixed Income (continued)</i>							
Brighthouse Fin Gbl Fund 5.55% 09 Apr 2027 (CUSIP:10921U2J6)	40,000.00	101.302	40,520.80	863.33	39,988.00 532.80	2,220.00 5.48%	0.42%
Bristol-Myers Squibb Co 4.9% 22 Feb 2027 (CUSIP:110122EE4)	15,000.00	101.5933	15,239.00	18.38	14,983.80 255.20	735.00 4.82%	0.16%
Capital One Prime Auto Receivables Trust 2022-1 COPAR 2022-1 A3 3.17% 15 Apr 2027 (CUSIP:14043QAC6)	18,193.28	98.7113	17,958.83	25.63	18,189.30 -230.47	576.73 3.21%	0.19%
Capital One Prime Auto Receivables Trust 2022-2 COPAR 2022-2 A3 3.66% 17 May 2027 (CUSIP:14043GAD6)	22,623.55	99.0227	22,402.46	36.80	22,621.93 -219.47	828.02 3.70%	0.23%
CarMax Auto Owner Trust 2021-1 CARMX 2021-1 A3 0.34% 15 Dec 2025 (CUSIP:14316NAC3)	1,645.52	99.7843	1,641.97	0.25	1,645.20 -3.23	5.59 0.34%	0.02%
CarMax Auto Owner Trust 2021-3 CARMX 2021-3 A3 0.55% 15 Jun 2026 (CUSIP:14317DAC4)	15,259.99	98.2402	14,991.45	3.73	15,257.49 -266.04	83.93 0.56%	0.16%
CarMax Auto Owner Trust 2021-4 CARMX 2021-4 A3 0.56% 15 Sep 2026 (CUSIP:14317JAD9)	8,992.57	97.9728	8,810.28	2.24	8,991.55 -181.27	50.36 0.57%	0.09%
CarMax Auto Owner Trust 2022-2 CARMX 2022-2 A3 3.49% 16 Feb 2027 (CUSIP:14317HAC5)	20,617.40	98.9973	20,410.68	31.98	20,614.26 -203.58	719.55 3.53%	0.21%
CarMax Auto Owner Trust 2022-4 CARMX 2022-4 A3 5.34% 16 Aug 2027 (CUSIP:14318UAD3)	68,201.70	100.3407	68,434.06	161.87	68,185.70 248.36	3,641.97 5.32%	0.72%

Portfolio Holdings on August 31, 2024 (continued)

	Number of Shares	Share price	Market Value	Accrued Income	Cost Basis / Unrealized G/L	Est. Ann. Inc. /Yield at Market	% of Account
<i>Taxable Domestic Fixed Income (continued)</i>							
Caterpillar Financial Services Corp 4.8% 06 Jan 2026 (CUSIP:14913R3B1)	65,000.00	100.5084	65,330.48	476.67	64,983.75 346.73	3,120.00 4.78%	0.68%
Chase Auto Owner Trust 2024-1 CHAOT 2024-1A A3 5.13% 25 May 2029 (CUSIP:16144BAC2)	20,000.00	101.4046	20,280.92	17.10	19,998.67 282.25	1,026.00 5.06%	0.21%
Chase Issuance Trust CHAIT 2023-A1 A 5.16% 15 Sep 2028 (CUSIP:161571HT4)	100,000.00	101.6748	101,674.77	229.33	99,972.28 1,702.49	5,160.00 5.08%	1.06%
Cisco Systems Inc 4.8% 26 Feb 2027 (CUSIP:17275RBQ4)	45,000.00	101.62	45,729.00	30.00	44,941.50 787.50	2,160.00 4.72%	0.48%
CNH Equipment Trust 2021-C CNH 2021-C A3 0.81% 15 Dec 2026 (CUSIP:12598LAC0)	10,674.93	97.8592	10,446.40	3.84	10,673.70 -227.30	86.47 0.83%	0.11%
CNH Equipment Trust 2022-A CNH 2022-A A3 2.94% 15 Jul 2027 (CUSIP:12660DAC1)	20,658.44	98.2681	20,300.65	26.99	20,656.91 -356.26	607.36 2.99%	0.21%
CNH Equipment Trust 4.77% 15 Jun 2029 (CUSIP:18978FAC0)	20,000.00	100.8376	20,167.51	42.40	19,995.27 172.24	954.00 4.73%	0.21%
Daimler Trucks Retail Trust 2022-1 DTRT 2022-1 A3 5.23% 17 Feb 2026 (CUSIP:233869AC0)	24,302.85	99.9823	24,298.55	56.49	24,301.23 -2.68	1,271.04 5.23%	0.25%
Discover Card Execution Note Trust DCENT 2022-A2 A 3.32% 15 May 2027 (CUSIP:254683CS2)	60,000.00	98.8249	59,294.93	88.53	59,995.12 -700.19	1,992.00 3.36%	0.62%
Discover Card Execution Note Trust DCENT 2022-A3 A3 3.56% 15 Jul 2027 (CUSIP:254683CW3)	55,000.00	98.9099	54,400.46	87.02	54,993.17 -592.71	1,958.00 3.60%	0.57%

Portfolio Holdings on August 31, 2024 (continued)

	Number of Shares	Share price	Market Value	Accrued Income	Cost Basis / Unrealized G/L	Est. Ann. Inc. /Yield at Market	% of Account
<i>Taxable Domestic Fixed Income (continued)</i>							
Eli Lilly & Co 4.5% 09 Feb 2027 (CUSIP:532457CJ5)	45,000.00	100.8912	45,401.06	123.75	44,976.15 424.91	2,025.00 4.46%	0.48%
Fannie Mae Pool FN BM4614 3% 01 Mar 2033 (CUSIP:3140J9DU2)	17,395.47	96.686	16,818.98	43.49	18,537.04 -1,718.06	521.86 3.10%	0.18%
Fannie Mae Pool FN FM4174 3% 01 Nov 2032 (CUSIP:3140X7T82)	31,854.58	97.577	31,082.74	79.64	33,780.79 -2,698.05	955.64 3.07%	0.33%
Fifth Third Auto Trust 2023-1 FITAT 2023-1 A3 5.53% 15 Aug 2028 (CUSIP:31680EAD3)	70,000.00	101.0671	70,746.96	172.04	69,995.66 751.30	3,871.00 5.47%	0.74%
Ford Credit Auto Owner Trust 2022-A FORDO 2022-A A3 1.29% 15 Jun 2026 (CUSIP:345286AC2)	9,089.10	98.5426	8,956.64	5.21	9,088.01 -131.37	117.25 1.31%	0.09%
Ford Credit Auto Owner Trust 2023-A FORDO 2023-A A3 4.65% 15 Feb 2028 (CUSIP:344928AD8)	25,000.00	99.8891	24,972.27	51.67	24,997.39 -25.12	1,162.50 4.66%	0.26%
Freddie Mac Multifamily Structured Pass Through Certificates FHMS K736 A2 2.282% 25 Jul 2026 (CUSIP:3137FNWX4)	50,000.00	96.5163	48,258.14	95.08	46,392.58 1,865.56	1,141.00 2.36%	0.51%
Freddie Mac REMICS FHR 3842 PH 4% 15 Apr 2041 (CUSIP:3137A9QP4)	7,367.04	98.6972	7,271.06	24.56	7,902.87 -631.81	294.68 4.05%	0.08%
Ginnie Mae I Pool GN 646043 6.5% 15 Oct 2037 (CUSIP:36292DWC2)	21,481.26	103.918	22,322.90	116.36	21,481.26 841.64	1,396.28 6.25%	0.23%
GM Financial Consumer Automobile Receivables Trust 2022-1 GMCAR 2022-1 A3 1.26% 16 Nov 2026 (CUSIP:380146AC4)	8,874.31	98.3089	8,724.24	4.66	8,873.53 -149.29	111.82 1.28%	0.09%

## Portfolio Holdings on August 31, 2024 (continued)

	Number of Shares	Share price	Market Value	Accrued Income	Cost Basis / Unrealized G/L	Est. Ann. Inc. /Yield at Market	% of Account
<i>Taxable Domestic Fixed Income (continued)</i>							
GM Financial Consumer Automobile Receivables Trust 2022-2 GMCAR 2022-2 A3 3.1% 16 Feb 2027 (CUSIP:362585AC5)	12,989.58	98.7753	12,830.50	16.78	12,986.86 -156.36	402.68 3.14%	0.13%
GM Financial Consumer Automobile Receivables Trust 2023-2 GMCAR 2023-2 A3 4.47% 16 Feb 2028 (CUSIP:362583AD8)	25,000.00	99.7163	24,929.07	46.56	24,999.31 -70.24	1,117.50 4.48%	0.26%
GM Financial Consumer Automobile Receivables Trust 2024-1 GMCAR 2024-1 A3 4.85% 18 Dec 2028 (CUSIP:36268GAD7)	10,000.00	100.8101	10,081.01	20.21	9,997.99 83.02	485.00 4.81%	0.11%
Goldman Sachs Bank USA/New York NY Variable 5.414% 21 May 2027 (CUSIP:38151LAG5)	55,000.00	101.128	55,620.40	827.14	55,000.00 620.40	2,977.70 5.35%	0.58%
Government National Mortgage Association GNR 2014-H19 HA 3% 20 Sep 2064 (CUSIP:38375UPV6)	8,018.02	97.5801	7,823.99	20.05	8,512.64 -688.65	240.54 3.07%	0.08%
Government National Mortgage Association GNR 2019-H12 JA 2.5% 20 Jul 2069 (CUSIP:38380LXE8)	26,487.17	97.7063	25,879.63	55.18	26,626.85 -747.22	662.18 2.56%	0.27%
Government National Mortgage Association GNR 2020-H02 DA 2.25% 20 Dec 2069 (CUSIP:38380LV67)	33,375.02	97.2446	32,455.39	62.58	33,519.73 -1,064.34	750.94 2.31%	0.34%
Harley-Davidson Motorcycle Trust 2022-A HDMOT 2022-A A3 3.06% 15 Feb 2027 (CUSIP:41284YAD8)	16,044.09	99.0373	15,889.63	21.82	16,041.42 -151.79	490.95 3.09%	0.17%

## Portfolio Holdings on August 31, 2024 (continued)

	Number of Shares	Share price	Market Value	Accrued Income	Cost Basis / Unrealized G/L	Est. Ann. Inc. /Yield at Market	% of Account
<i>Taxable Domestic Fixed Income (continued)</i>							
Home Depot Inc/The 4.95% 30 Sep 2026 (CUSIP:437076CV2)	15,000.00	101.45	15,217.50	311.44	14,967.15 250.35	742.50 4.88%	0.16%
Honda Auto Receivables 2021-3 Owner Trust HAROT 2021-3 A3 0.41% 18 Nov 2025 (CUSIP:43815EAC8)	6,819.35	98.9737	6,749.36	1.01	6,819.24 -69.88	27.96 0.41%	0.07%
Honda Auto Receivables 2021-4 Owner Trust HAROT 2021-4 A3 0.88% 21 Jan 2026 (CUSIP:43815GAC3)	7,836.39	98.3913	7,710.32	1.92	7,834.73 -124.41	68.96 0.89%	0.08%
Honda Auto Receivables 2022-1 Owner Trust HAROT 2022-1 A3 1.88% 15 May 2026 (CUSIP:43815BAC4)	23,030.81	98.4434	22,672.32	0.00	23,027.35 -355.03	0.02 0.00%	0.24%
Honda Auto Receivables 2023-2 Owner Trust HAROT 2023-2 A3 4.93% 15 Nov 2027 (CUSIP:437927AC0)	30,000.00	100.294	30,088.20	65.73	29,995.14 93.06	1,479.00 4.92%	0.31%
Honda Auto Receivables 2023-4 Owner Trust HAROT 2023-4 A3 5.67% 21 Jun 2028 (CUSIP:438123AC5)	15,000.00	101.9298	15,289.46	23.63	14,997.36 292.10	850.50 5.56%	0.16%
Honda Auto Receivables 2024-1 Owner Trust HAROT 2024-1 A3 5.21% 15 Aug 2028 (CUSIP:437918AC9)	55,000.00	101.2104	55,665.71	127.36	54,997.61 668.10	2,865.50 5.15%	0.58%
Honeywell International 4.65% 30 Jul 2027 (CUSIP:438516CX2)	40,000.00	101.326	40,530.40	155.00	39,998.80 531.60	1,860.00 4.59%	0.42%
Hormel Foods Corp 4.8% 30 Mar 2027 (CUSIP:440452AK6)	65,000.00	101.3557	65,881.20	1,499.33	65,416.65 464.55	3,120.00 4.74%	0.69%

Portfolio Holdings on August 31, 2024 (continued)

	Number of Shares	Share price	Market Value	Accrued Income	Cost Basis / Unrealized G/L	Est. Ann. Inc. /Yield at Market	% of Account
<i>Taxable Domestic Fixed Income (continued)</i>							
Hyundai Auto Receivables Trust 2022-A HART 2022-A A3 2.22% 15 Oct 2026 (CUSIP:448977AD0)	26,187.58	98.5059	25,796.31	25.84	26,186.58 -390.27	581.36 2.25%	0.27%
Hyundai Auto Receivables Trust 2023-B HART 2023-B A3 5.48% 17 Apr 2028 (CUSIP:44933XAD9)	20,000.00	101.2332	20,246.64	48.71	19,999.13 247.51	1,096.00 5.41%	0.21%
Hyundai Auto Receivables Trust 2023-C HART 2023-C A3 5.54% 16 Oct 2028 (CUSIP:44918CAD4)	30,000.00	101.9227	30,576.82	73.87	29,996.06 580.76	1,662.00 5.44%	0.32%
Hyundai Auto Receivables Trust 2024-B HART 2024-B A3 4.84% 15 Mar 2029 (CUSIP:44934QAD3)	30,000.00	101.0652	30,319.55	64.53	29,995.47 324.08	1,452.00 4.79%	0.32%
John Deere Capital Corp 4.85% 05 Mar 2027 (CUSIP:24422EXM6)	55,000.00	101.5109	55,830.98	1,289.29	54,948.85 882.13	2,667.50 4.78%	0.58%
John Deere Owner Trust 2022-C JDOT 2022-C A3 5.09% 15 Jun 2027 (CUSIP:47800BAC2)	47,597.79	100.0945	47,642.77	107.68	47,594.10 48.67	2,422.73 5.09%	0.50%
John Deere Owner Trust 2022 JDOT 2022-A A3 2.32% 15 Sep 2026 (CUSIP:47787JAC2)	16,253.82	98.5468	16,017.61	16.76	16,250.22 -232.61	377.09 2.35%	0.17%
John Deere Owner Trust 2024-B JDOT 2024-B A3 5.2% 15 Mar 2029 (CUSIP:47786WAD2)	35,000.00	102.0385	35,713.46	80.89	34,993.16 720.30	1,820.00 5.10%	0.37%
John Deere Owner Trust 2024 JDOT 2024-A A3 4.96% 15 Nov 2028 (CUSIP:47800RAD5)	15,000.00	101.2217	15,183.25	33.07	14,999.16 184.09	744.00 4.90%	0.16%
JPMorgan Chase & Co Variable 4.08% 26 Apr 2026 (CUSIP:46647PCZ7)	65,000.00	99.321	64,558.65	920.83	65,000.00 -441.35	2,652.00 4.11%	0.68%



Portfolio Holdings on August 31, 2024 (continued)

	Number of Shares	Share price	Market Value	Accrued Income	Cost Basis / Unrealized G/L	Est. Ann. Inc. /Yield at Market	% of Account
<i>Taxable Domestic Fixed Income (continued)</i>							
JPMorgan Chase & Co Variable 4.979% 22 Jul 2028 (CUSIP:46647PEL6)	45,000.00	101.278	45,575.10	242.73	45,000.00 575.10	2,240.55 4.92%	0.48%
Linde Inc 4.7% 05 Dec 2025 (CUSIP:53522KAB9)	65,000.00	100.1852	65,120.39	729.81	64,929.80 190.59	3,055.00 4.69%	0.68%
Mercedes-Benz Auto Receivables Trust 2022-1 MBART 2022-1 A3 5.21% 16 Aug 2027 (CUSIP:58768PAC8)	68,988.90	100.2062	69,131.12	159.75	68,975.26 155.86	3,594.32 5.20%	0.72%
Mercedes-Benz Auto Receivables Trust 2023-2 MBART 2023-2 A3 5.95% 15 Nov 2028 (CUSIP:58769FAC9)	30,000.00	102.3034	30,691.02	79.33	29,997.44 693.58	1,785.00 5.82%	0.32%
Morgan Stanley 4% 23 Jul 2025 (CUSIP:6174468C6)	40,000.00	99.3312	39,732.47	168.89	40,186.40 -453.93	1,600.00 4.03%	0.42%
Morgan Stanley Variable 5.652% 13 Apr 2028 (CUSIP:61747YFP5)	10,000.00	102.651	10,265.10	207.24	10,000.00 265.10	565.20 5.51%	0.11%
National Rural Util Coop 4.8% 05 Feb 2027 (CUSIP:63743HFM9)	70,000.00	101.218	70,852.60	242.67	69,979.00 873.60	3,360.00 4.74%	0.74%
New York Life Global Fdg 5.45% 18 Sep 2026 (CUSIP:64953BBF4)	75,000.00	102.094	76,570.50	1,850.73	74,985.75 1,584.75	4,087.50 5.34%	0.80%
Nissan Auto Receivables 2023-B Owner Trust NAROT 2023-B A3 5.93% 15 Mar 2028 (CUSIP:65480MAD5)	20,000.00	101.76	20,351.99	52.71	19,995.94 356.05	1,186.00 5.83%	0.21%
Northwestern Mutual GLBL 5.07% 25 Mar 2027 (CUSIP:66815L2R9)	25,000.00	102.158	25,539.50	549.25	24,997.25 542.25	1,267.50 4.96%	0.27%

**Portfolio Holdings on August 31, 2024 (continued)**

	Number of Shares	Share price	Market Value	Accrued Income	Cost Basis / Unrealized G/L	Est. Ann. Inc. /Yield at Market	% of Account
<i>Taxable Domestic Fixed Income (continued)</i>							
PACCAR Financial Corp 5% 13 May 2027 (CUSIP:69371RT22)	25,000.00	102.239	25,559.75	375.00	24,980.75 579.00	1,250.00 4.89%	0.27%
Pacific Life Global Fdg li Med 144a Nt 5.5 28 Aug 2026 (CUSIP:6944PL2W8)	15,000.00	101.857	15,278.55	6.87	14,994.75 283.80	825.00 5.40%	0.16%
PepsiCo Inc 5.125% 10 Nov 2026 (CUSIP:713448FW3)	20,000.00	101.963	20,392.60	316.04	19,994.60 398.00	1,025.00 5.03%	0.21%
PNC Financial Services 5.102% 23 Jul 2027 (CUSIP:693475BY0)	45,000.00	100.844	45,379.80	242.34	45,000.00 379.80	2,295.90 5.06%	0.48%
Principal Life Global Funding II 4.6% 19 Aug 2027 (CUSIP:74256LFA2)	10,000.00	100.479	10,047.90	15.33	9,992.20 55.70	460.00 4.58%	0.11%
Principal Life Global Funding II 5% 16 Jan 2027 (CUSIP:74256LEX3)	35,000.00	101.318	35,461.30	218.75	35,054.35 406.95	1,750.00 4.93%	0.37%
State Street Corp Variable 1.746% 06 Feb 2026 (CUSIP:857477BR3)	20,000.00	98.465	19,693.00	24.25	20,000.00 -307.00	349.20 1.77%	0.21%
State Street Corp Variable 5.104% 18 May 2026 (CUSIP:857477CB7)	85,000.00	100.143	85,121.55	1,241.26	85,000.00 121.55	4,338.40 5.10%	0.89%
State Street Corp Variable 5.751% 04 Nov 2026 (CUSIP:857477BX0)	15,000.00	101.071	15,160.65	280.36	15,000.00 160.65	862.65 5.69%	0.16%
Texas Instruments Inc 4.6% 08 Feb 2027 (CUSIP:882508CE2)	45,000.00	101.065	45,479.25	132.25	44,971.20 508.05	2,070.00 4.55%	0.48%

## Portfolio Holdings on August 31, 2024 (continued)

	Number of Shares	Share price	Market Value	Accrued Income	Cost Basis / Unrealized G/L	Est. Ann. Inc. /Yield at Market	% of Account
<i>Taxable Domestic Fixed Income (continued)</i>							
Toronto-Dominion Bank/The 4.98% 05 Apr 2027 (CUSIP:89115A2W1)	70,000.00	101.365	70,955.50	1,413.77	70,000.00 955.50	3,486.00 4.91%	0.74%
Toyota Auto Receivables 2022-C Owner Trust TAOT 2022-C A3 3.76% 15 Apr 2027 (CUSIP:89231CAD9)	18,600.27	99.1938	18,450.32	31.08	18,597.16 -146.84	699.37 3.79%	0.19%
Toyota Auto Receivables 2023-B Owner Trust TAOT 2023-B A3 4.71% 15 Feb 2028 (CUSIP:891941AD8)	35,000.00	100.013	35,004.55	73.27	34,998.04 6.51	1,648.50 4.71%	0.37%
Toyota Auto Receivables 2023-D Owner Trust TAOT 2023-D A3 5.54% 15 Aug 2028 (CUSIP:89239FAD4)	20,000.00	102.029	20,405.80	52.36	19,997.84 407.96	1,178.00 5.77%	0.21%
Toyota Auto Receivables 2024-A Owner Trust TAOT 2024-A A3 4.83% 16 Oct 2028 (CUSIP:89238DAD0)	20,000.00	100.6069	20,121.39	42.93	19,996.00 125.39	966.00 4.80%	0.21%
Toyota Auto Receivables 2024-C Owner Trust TAOT 2024-C A3 4.88% 15 Mar 2029 (CUSIP:89237QAD2)	40,000.00	101.1913	40,476.50	86.76	39,999.98 476.52	1,952.00 4.82%	0.42%
Toyota Motor Credit Corp 4.55% 07 Aug 2026 (CUSIP:89236TMJ1)	30,000.00	100.3834	30,115.02	83.42	30,003.40 111.62	1,365.00 4.53%	0.32%
Toyota Motor Credit Corp 5% 14 Aug 2026 (CUSIP:89236TKX2)	35,000.00	101.2871	35,450.48	82.64	34,957.65 492.83	1,750.00 4.94%	0.37%
Unitedhealth Group Inc 4.6% 15 Apr 2027 (CUSIP:91324PEY4)	70,000.00	101.1634	70,814.39	1,431.11	69,512.10 1,302.29	3,220.00 4.55%	0.74%

## Portfolio Holdings on August 31, 2024 (continued)

	Number of Shares	Share price	Market Value	Accrued Income	Cost Basis / Unrealized G/L	Est. Ann. Inc. /Yield at Market	% of Account
<i>Taxable Domestic Fixed Income (continued)</i>							
United States Treasury Note/Bond 3.625% 15 May 2026 (CUSIP:91282CHB0)	395,000.00	99.336	392,377.20	4,241.15	390,972.85 1,404.35	14,318.75 3.65%	4.11%
United States Treasury Note/Bond 3.75% 15 Apr 2026 (CUSIP:91282CGV7)	415,000.00	99.523	413,020.45	5,910.35	413,609.38 -588.93	15,562.50 3.77%	4.32%
United States Treasury Note/Bond 3.875% 15 Jan 2026 (CUSIP:91282CGE5)	280,000.00	99.613	278,916.40	1,415.22	279,310.94 -394.54	10,850.00 3.89%	2.92%
United States Treasury Note/Bond 4.125% 15 Feb 2027 (CUSIP:91282CKA8)	230,000.00	100.621	231,428.30	438.28	228,652.34 2,775.96	9,487.50 4.10%	2.42%
United States Treasury Note/Bond 4.125% 15 Jun 2026 (CUSIP:91282CHH7)	210,000.00	100.207	210,434.70	1,846.11	208,548.05 1,886.65	8,662.50 4.12%	2.20%
United States Treasury Note/Bond 4% 15 Dec 2025 (CUSIP:91282CGA3)	230,000.00	99.723	229,362.90	1,960.66	228,832.03 530.87	9,200.00 4.01%	2.40%
United States Treasury Note/Bond 4% 15 Feb 2026 (CUSIP:91282CGL9)	335,000.00	99.836	334,450.60	619.02	330,376.37 4,074.23	13,400.00 4.01%	3.50%
United States Treasury Note/Bond 4% 15 Jan 2027 (CUSIP:91282CJT9)	275,000.00	100.301	275,827.75	1,434.78	275,268.55 559.20	11,000.00 3.99%	2.89%
United States Treasury Note/Bond 4.25% 15 Mar 2027 (CUSIP:91282CKE0)	170,000.00	101.016	171,727.20	3,337.64	168,784.77 2,942.43	7,225.00 4.21%	1.80%
United States Treasury Note/Bond 4.375% 15 Aug 2026 (CUSIP:91282CHU8)	635,000.00	100.805	640,111.75	1,283.37	633,099.02 7,012.73	27,781.25 4.34%	6.70%

Portfolio Holdings on August 31, 2024 (continued)

	Number of Shares	Share price	Market Value	Accrued Income	Cost Basis / Unrealized G/L	Est. Ann. Inc. /Yield at Market	% of Account
<i>Taxable Domestic Fixed Income (continued)</i>							
United States Treasury Note/Bond 4.375% 15 Dec 2026 (CUSIP:91282CJP7)	495,000.00	101.078	500,336.10	4,615.27	498,809.18 1,526.92	21,656.25 4.33%	5.24%
United States Treasury Note/Bond 4.5% 15 Apr 2027 (CUSIP:91282CKJ9)	280,000.00	101.652	284,625.60	4,785.24	277,998.44 6,627.16	12,600.00 4.43%	2.98%
United States Treasury Note/Bond 4.5% 15 Jul 2026 (CUSIP:91282CHM6)	375,000.00	100.926	378,472.50	2,201.09	374,296.88 4,175.62	16,875.00 4.46%	3.96%
United States Treasury Note/Bond 4.5% 15 May 2027 (CUSIP:91282CKR1)	250,000.00	101.695	254,237.50	3,332.20	249,609.38 4,628.12	11,250.00 4.42%	2.66%
United States Treasury Note/Bond 4.5% 15 Nov 2025 (CUSIP:91282CFW6)	250,000.00	100.285	250,712.50	3,332.20	252,568.36 -1,855.86	11,250.00 4.49%	2.62%
United States Treasury Note/Bond 4.625% 15 Jun 2027 (CUSIP:91282CKV2)	270,000.00	102.156	275,821.20	2,661.27	270,221.48 5,599.72	12,487.50 4.53%	2.89%
United States Treasury Note/Bond 4.625% 15 Nov 2026 (CUSIP:91282CJK8)	325,000.00	101.52	329,940.00	4,452.19	327,678.71 2,261.29	15,031.25 4.56%	3.45%
United States Treasury Note/Bond 4.625% 15 Oct 2026 (CUSIP:91282CJC6)	100,000.00	101.426	101,426.00	1,756.49	99,867.19 1,558.81	4,625.00 4.56%	1.06%
USAA Auto Owner Trust 2023-A USAOT 2023-A A3 5.58% 15 May 2028 (CUSIP:90291VAC4)	80,000.00	100.9633	80,770.63	198.40	79,986.00 784.63	4,464.00 5.53%	0.85%

Portfolio Holdings on August 31, 2024 (continued)

	Number of Shares	Share price	Market Value	Accrued Income	Cost Basis / Unrealized G/L	Est. Ann. Inc. /Yield at Market	% of Account
<i>Taxable Domestic Fixed Income (continued)</i>							
World Omni Auto Receivables Trust 2024-A WOART 2024-A A3 4.86% 15 Mar 2029 (CUSIP:98164RAD8)	50,000.00	100.928	50,464.00	108.00	49,993.41 470.59	2,430.00 4.82%	0.53%
<b>Total Taxable Domestic Fixed Income</b>			<b>\$9,275,302.01</b>	<b>\$74,661.09</b>	<b>\$9,209,009.31</b> <b>\$66,292.70</b>	<b>\$399,566.18</b> <b>4.31%</b>	<b>97.10%</b>
<i>Taxable International Fixed Income</i>							
Bank Of Montreal 5.92% 25 Sep 2025 (CUSIP:06368LWT9)	50,000.00	101.248	50,624.00	1,282.67	50,000.00 624.00	2,960.00 5.85%	0.53%
Canadian Imperial Bank of Commerce 5.237% 28 Jun 2027 (CUSIP:13607L8C0)	25,000.00	102.17	25,542.50	229.12	25,000.00 542.50	1,309.25 5.13%	0.27%
Canadian Imperial Bank of Commerce 5.926% 02 Oct 2026 (CUSIP:13607LWT6)	35,000.00	102.809	35,983.15	858.45	35,000.00 983.15	2,074.10 5.76%	0.38%
Westpac Banking Corp 5.512% 17 Nov 2025 (CUSIP:961214FL2)	60,000.00	101.237	60,742.20	955.41	60,000.00 742.20	3,307.20 5.44%	0.63%
<b>Total Taxable International Fixed Income</b>			<b>\$172,891.85</b>	<b>\$3,325.65</b>	<b>\$170,000.00</b> <b>\$2,891.85</b>	<b>\$9,650.55</b> <b>5.58%</b>	<b>1.81%</b>
<b>Total Fixed Income</b>			<b>\$9,448,193.86</b>	<b>\$77,986.74</b>	<b>\$9,379,009.31</b> <b>\$69,184.55</b>	<b>\$409,216.73</b> <b>4.33%</b>	<b>98.91%</b>
<b>Total For</b> [REDACTED] <b>CITY OF DORAL STORM WATER ACCOUNT</b>			<b>\$9,551,883.40</b>	<b>\$78,296.53</b>	<b>\$9,482,698.85</b> <b>\$69,184.55</b>	<b>\$414,721.61</b> <b>4.34%</b>	<b>100.00%</b>

**Transaction Detail**

Trade Date Settlement Date	Transaction Description	Principal Amount	Income Amount	Cost	Accrued Income	Realized G/L
July 29, 2024 August 1, 2024	Purchase 40,000.00 Par Value of Honeywell International 4.65% 30 Jul 2027 @ 100.00%, CUSIP 438516CX2	-39,998.80		39,998.80		0.00
August 1, 2024 August 1, 2024	Final Maturity 1 USD Truist Financial Corp 2.5% 01 Aug 2024 For 65,000.00 Par Value Due on 08/01/24 With Ex Date 08/01/24, CUSIP 05531FBH5	65,000.00				0.00
August 1, 2024 August 1, 2024	Interest Payment 0.025 USD Truist Financial Corp 2.5% 01 Aug 2024 For 65,000.00 Par Value Due on 08/01/24 With Ex Date 08/01/24, CUSIP 05531FBH5		812.50			0.00
August 1, 2024 August 1, 2024	Final Maturity 100:100 Debit 65,000.00 Truist Financial Corp 2.5% 01 Aug 2024 For 65,000.00 Par Value of Truist Financial Corp 2.5% 01 Aug 2024 Due on 08/01/24 With Ex Date 08/01/24, CUSIP 05531FBH5	0.00		-68,607.50		-3,607.50
August 1, 2024 August 1, 2024	Daily Rate Income on Fidelity Government Portfolio For Period of 07/01/24 to 07/31/24 Due on 08/01/24, CUSIP 316175108		337.99			0.00
August 1, 2024 August 1, 2024	Adjustment - Accreted Market Discount Current Year of United States Treasury Note/Bond 4.25% 15 Oct 2025 - Adjustment Amount of \$22.80, Federal Cost \$22.80,	0.00		22.80		0.00

## Transaction Detail (continued)

Trade Date Settlement Date	Transaction Description	Principal Amount	Income Amount	Cost	Accrued Income	Realized G/L
	State Cost \$22.80, CUSIP 91282CFP1					
August 1, 2024	Cash Transfer - Portfolio	-4,704.70				0.00
August 1, 2024	Transfer To ██████████ CITY OF DORAL STORM WATER ACCOUNT Administrative (Income), Spot Currency USD					
August 1, 2024	Cash Transfer - Portfolio		4,704.70			0.00
August 1, 2024	Transfer From ██████████ CITY OF DORAL STORM WATER ACCOUNT Administrative (Capital), Spot Currency USD					
August 1, 2024	Sale 85,000.00 Par Value of	84,701.17		-84,405.81	1,075.85	295.36
August 2, 2024	United States Treasury Note/Bond 4.25% 15 Oct 2025 @ 99.65% Received Accrued Interest of \$1,075.85, CUSIP 91282CFP1					
August 1, 2024	Purchase 325,000.00 Par	-326,053.71		326,053.71	-6,601.56	0.00
August 2, 2024	Value of United States Treasury Note/Bond 4.375% 15 Aug 2026 @ 100.32% Paid Accrued Interest of \$6,601.56, CUSIP 91282CHU8					
August 1, 2024	Sale 50,000.00 Par Value of	49,992.19		-50,513.67	483.02	-521.48
August 2, 2024	United States Treasury Note/Bond 4.5% 15 Nov 2025 @ 99.98% Received Accrued Interest of \$483.02, CUSIP 91282CFW6					
August 1, 2024	Sale 10,000.00 Par Value of	9,865.50		-9,997.70	52.89	-132.20
August 2, 2024	John Deere Capital Corp 3.4% 06 Jun 2025 @ 98.66%					



## Transaction Detail (continued)

Trade Date Settlement Date	Transaction Description	Principal Amount	Income Amount	Cost	Accrued Income	Realized G/L
	Received Accrued Interest of \$52.89, CUSIP 24422EWF2					
August 1, 2024 August 2, 2024	Sale 20,000.00 Par Value of Cintas Corp No 2 3.45% 01 May 2025 @ 98.70% Received Accrued Interest of \$174.42, CUSIP 17252MAP5	19,740.60		-19,995.60	174.42	-255.00
August 1, 2024 August 2, 2024	Sale 60,000.00 Par Value of 3M Co 2% 14 Feb 2025 @ 98.17% Received Accrued Interest of \$560.00, CUSIP 88579YBH3	58,900.80		-62,378.40	560.00	-3,477.60
August 1, 2024 August 2, 2024	Sale 65,000.00 Par Value 65,000.00 Current Face of Capital One Multi-Asset Execution Trust COMET 2022-A2 A 3.49% 15 May 2027 @98.71875 % Received Accrued Interest of \$107.12, CUSIP 14041NGA3	64,167.19		-64,989.61	107.12	-822.42
August 5, 2024 August 5, 2024	Interest Payment 0.048 USD National Rural Util Coop 4.8% 05 Feb 2027 For 70,000.00 Par Value Due on 08/05/24 With Ex Date 08/05/24, CUSIP 63743HFM9		1,680.00			0.00
August 6, 2024 August 6, 2024	Interest Payment 0.01746 USD State Street Corp Variable 1.746% 06 Feb 2026 For 20,000.00 Par Value Due on 08/06/24 With Ex Date 08/06/24, CUSIP 857477BR3		174.60			0.00
August 7, 2024 August 7, 2024	Adjustment - Accreted Market Discount Current Year of United States Treasury Note/Bond 4.375% 15 Aug 2026 - Adjustment Amount of	0.00		56.79		0.00

## Transaction Detail (continued)

Trade Date Settlement Date	Transaction Description	Principal Amount	Income Amount	Cost	Accrued Income	Realized G/L
	\$56.79, Federal Cost \$56.79, State Cost \$56.79, CUSIP 91282CHU8					
August 8, 2024 August 8, 2024	Interest Payment 0.046 USD Texas Instruments Inc 4.6% 08 Feb 2027 For 45,000.00 Par Value Due on 08/08/24 With Ex Date 08/08/24, CUSIP 882508CE2		1,035.00			0.00
August 6, 2024 August 9, 2024	Purchase 10,000.00 Par Value of Toyota Motor Credit Corp 4.55% 07 Aug 2026 @ 99.94%, CUSIP 89236TMJ1	-9,993.80		9,993.80		0.00
August 7, 2024 August 9, 2024	Purchase 20,000.00 Par Value of Toyota Motor Credit Corp 4.55% 07 Aug 2026 @ 100.05%, CUSIP 89236TMJ1	-20,009.60		20,009.60		0.00
August 7, 2024 August 9, 2024	Sale 20,000.00 Par Value of United States Treasury Note/Bond 4.375% 15 Aug 2026 @ 100.73% Received Accrued Interest of \$423.08, CUSIP 91282CHU8	20,145.31		-19,866.17	423.08	279.14
August 9, 2024 August 9, 2024	Interest Payment 0.045 USD Eli Lilly & Co 4.5% 09 Feb 2027 For 45,000.00 Par Value Due on 08/09/24 With Ex Date 08/09/24, CUSIP 532457CJ5		1,012.50			0.00
August 9, 2024 August 9, 2024	Cash Transfer - Portfolio Transfer To ██████████ CITY OF DORAL STORM WATER ACCOUNT Administrative (Income), Spot Currency USD	-11.17				0.00
August 9, 2024 August 9, 2024	Cash Transfer - Portfolio Transfer From ██████████ CITY OF DORAL STORM		11.17			0.00

## Transaction Detail (continued)

Trade Date Settlement Date	Transaction Description	Principal Amount	Income Amount	Cost	Accrued Income	Realized G/L
	WATER ACCOUNT Administrative (Capital), Spot Currency USD					
August 9, 2024 August 12, 2024	Purchase 45,000.00 Par Value of Hormel Foods Corp 4.8% 30 Mar 2027 @ 100.97% Paid Accrued Interest of \$924.00, CUSIP 440452AK6	-45,436.05		45,436.05	-924.00	0.00
August 9, 2024 August 12, 2024	Sale 45,000.00 Par Value of United States Treasury Note/Bond 4.125% 15 Feb 2027 @ 100.43% Received Accrued Interest of \$912.83, CUSIP 91282CKA8	45,193.36		-44,736.33	912.83	457.03
August 14, 2024 August 14, 2024	Interest Payment 0.05 USD Toyota Motor Credit Corp 5% 14 Aug 2026 For 35,000.00 Par Value Due on 08/14/24 With Ex Date 08/14/24, CUSIP 89236TKX2		875.00			0.00
August 15, 2024 August 15, 2024	Interest Payment of 0.0043 USD on 100,000.00 Current Face for Chase Issuance Trust CHAIT 2023-A1 A 5.16% 15 Sep 2028 Due On 08/15/24 With Ex Date 08/15/24, CUSIP 161571HT4		430.00			0.00
August 15, 2024 August 15, 2024	Interest Payment of 0.0353 USD on 20,000.00 Current Face for BA Credit Card Trust BACCT 2022-A1 A1 3.53% 15 Nov 2027 Due On 08/15/24 With Ex Date 08/15/24, CUSIP 05522RDE5		58.83			0.00
August 15, 2024 August 15, 2024	Interest Payment of 0.0332 USD on 60,000.00 Current Face for Discover Card		166.00			0.00

## Transaction Detail (continued)

Trade Date Settlement Date	Transaction Description	Principal Amount	Income Amount	Cost	Accrued Income	Realized G/L
August 15, 2024 August 15, 2024	Execution Note Trust DCENT 2022-A2 A 3.32% 15 May 2027 Due On 08/15/24 With Ex Date 08/15/24, CUSIP 254683CS2		163.17			0.00
August 15, 2024 August 15, 2024	Interest Payment of 0.0356 USD on 55,000.00 Current Face for Discover Card Execution Note Trust DCENT 2022-A3 A3 3.56% 15 Jul 2027 Due On 08/15/24 With Ex Date 08/15/24, CUSIP 254683CW3		322.58			0.00
August 15, 2024 August 15, 2024	Interest Payment of 0.004608 USD on 70,000.00 Current Face for Fifth Third Auto Trust 2023-1 FITAT 2023-1 A3 5.53% 15 Aug 2028 Due On 08/15/24 With Ex Date 08/15/24, CUSIP 31680EAD3		455.00			0.00
August 15, 2024 August 15, 2024	Interest Payment of 0.00455 USD on 100,000.00 Current Face for Ally Auto Receivables Trust 2023-1 ALLYA 2023-1 A3 5.46% 15 May 2028 Due On 08/15/24 With Ex Date 08/15/24, CUSIP 02007WAC2		138.50			0.00
August 15, 2024 August 15, 2024	Interest Payment of 0.004617 USD on 30,000.00 Current Face for Hyundai Auto Receivables Trust 2023-C HART 2023-C A3 5.54% 16 Oct 2028 Due On 08/15/24 With Ex Date 08/15/24, CUSIP 44918CAD4					

## Transaction Detail (continued)

Trade Date Settlement Date	Transaction Description	Principal Amount	Income Amount	Cost	Accrued Income	Realized G/L
August 15, 2024 August 15, 2024	Interest Payment of 0.000467 USD on 9,929.48 Current Face for CarMax Auto Owner Trust 2021-4 CARMX 2021-4 A3 0.56% 15 Sep 2026 Due On 08/15/24 With Ex Date 08/15/24, CUSIP 14317JAD9		4.63			0.00
August 15, 2024 August 15, 2024	Interest Payment of 0.00405 USD on 50,000.00 Current Face for World Omni Auto Receivables Trust 2024-A WOART 2024-A A3 4.86% 15 Mar 2029 Due On 08/15/24 With Ex Date 08/15/24, CUSIP 98164RAD8		202.50			0.00
August 15, 2024 August 15, 2024	Principal Payment of 1 USD on 200,000.00 Par Value for Freddie Mac REMICS FHR 3842 PH 4% 15 Apr 2041 Due On 08/15/24 With Ex Date 08/01/24, CUSIP 3137A9QP4	131.93				0.00
August 15, 2024 August 15, 2024	Interest Payment 0.04 USD United States Treasury Note/Bond 4% 15 Feb 2026 For 335,000.00 Par Value Due on 08/15/24 With Ex Date 08/15/24, CUSIP 91282CGL9		6,700.00			0.00
August 15, 2024 August 15, 2024	Interest Payment of 0.004133 USD on 15,000.00 Current Face for John Deere Owner Trust 2024 JDOT 2024-A A3 4.96% 15 Nov 2028 Due On 08/15/24 With Ex Date 08/15/24, CUSIP 47800RAD5		62.00			0.00
August 15, 2024 August 15, 2024	Interest Payment of 0.004958 USD on 30,000.00 Current		148.75			0.00

## Transaction Detail (continued)

Trade Date Settlement Date	Transaction Description	Principal Amount	Income Amount	Cost	Accrued Income	Realized G/L
August 15, 2024 August 15, 2024	Face for Mercedes-Benz Auto Receivables Trust 2023-2 MBART 2023-2 A3 5.95% 15 Nov 2028 Due On 08/15/24 With Ex Date 08/15/24, CUSIP 58769FAC9					
August 15, 2024 August 15, 2024	Interest Payment of 0.004025 USD on 20,000.00 Current		80.50			0.00
August 15, 2024 August 15, 2024	Face for Toyota Auto Receivables 2024-A Owner Trust TAOT 2024-A A3 4.83% 16 Oct 2028 Due On 08/15/24 With Ex Date 08/15/24, CUSIP 89238DADO					
August 15, 2024 August 15, 2024	Interest Payment of 0.004342 USD on 55,000.00 Current		238.79			0.00
August 15, 2024 August 15, 2024	Face for Honda Auto Receivables 2024-1 Owner Trust HAROT 2024-1 A3 5.21% 15 Aug 2028 Due On 08/15/24 With Ex Date 08/15/24, CUSIP 437918AC9					
August 15, 2024 August 15, 2024	Interest Payment of 0.002908 USD on 22,249.12 Current		64.71			0.00
August 15, 2024 August 15, 2024	Face for CarMax Auto Owner Trust 2022-2 CARMX 2022-2 A3 3.49% 16 Feb 2027 Due On 08/15/24 With Ex Date 08/15/24, CUSIP 14317HAC5					
August 15, 2024 August 15, 2024	Interest Payment of 0.002758 USD on 31,468.82 Current		86.80			0.00
August 15, 2024 August 15, 2024	Face for Ally Auto Receivables Trust 2022-1 ALLYA 2022-1 A3 3.31% 15 Nov 2026 Due On 08/15/24 With Ex Date 08/15/24, CUSIP 02008JACO					

## Transaction Detail (continued)

Trade Date Settlement Date	Transaction Description	Principal Amount	Income Amount	Cost	Accrued Income	Realized G/L
August 15, 2024 August 15, 2024	Interest Payment of 0.00255 USD on 17,691.91 Current Face for Harley-Davidson Motorcycle Trust 2022-A HDMOT 2022-A A3 3.06% 15 Feb 2027 Due On 08/15/24 With Ex Date 08/15/24, CUSIP 41284YAD8		45.11			0.00
August 15, 2024 August 15, 2024	Interest Payment of 0.0129 USD on 10,244.59 Current Face for Ford Credit Auto Owner Trust 2022-A FORDO 2022-A A3 1.29% 15 Jun 2026 Due On 08/15/24 With Ex Date 08/15/24, CUSIP 345286AC2		11.01			0.00
August 15, 2024 August 15, 2024	Interest Payment of 0.003975 USD on 20,000.00 Current Face for CNH Equipment Trust 4.77% 15 Jun 2029 Due On 08/15/24 With Ex Date 08/15/24, CUSIP 18978FACO		79.50			0.00
August 15, 2024 August 15, 2024	Interest Payment of 0.004333 USD on 35,000.00 Current Face for John Deere Owner Trust 2024-B JDOT 2024-B A3 5.2% 15 Mar 2029 Due On 08/15/24 With Ex Date 08/15/24, CUSIP 47786WAD2		151.67			0.00
August 15, 2024 August 15, 2024	Principal Payment of 1 USD on 70,000.00 Par Value for Carmax Auto Owner Trust 2022-4 CARMX 2022-4 A3 5.34% 16 Aug 2027 Due On 08/15/24 With Ex Date 08/15/24, CUSIP 14318UAD3	1,798.30				0.00

## Transaction Detail (continued)

Trade Date Settlement Date	Transaction Description	Principal Amount	Income Amount	Cost	Accrued Income	Realized G/L
August 15, 2024 August 15, 2024	Principal Payment of 1 USD on 95,000.00 Par Value for Carmax Auto Owner Trust 2021-1 CARMX 2021-1 A3 0.34% 15 Dec 2025 Due On 08/15/24 With Ex Date 08/15/24, CUSIP 14316NAC3	2,821.88				0.00
August 15, 2024 August 15, 2024	Principal Payment of 1 USD on 45,000.00 Par Value for Honda Auto Receivables 2022-1 Owner Trust HAROT 2022-1 A3 1.88% 15 May 2026 Due On 08/15/24 With Ex Date 08/15/24, CUSIP 43815BAC4	2,468.15				0.00
August 15, 2024 August 15, 2024	Principal Payment of 1 USD on 25,000.00 Par Value for CarMax Auto Owner Trust 2021-4 CARMX 2021-4 A3 0.56% 15 Sep 2026 Due On 08/15/24 With Ex Date 08/15/24, CUSIP 14317JAD9	936.91				0.00
August 15, 2024 August 15, 2024	Principal Payment of 1 USD on 55,000.00 Par Value for CarMax Auto Owner Trust 2021-3 CARMX 2021-3 A3 0.55% 15 Jun 2026 Due On 08/15/24 With Ex Date 08/15/24, CUSIP 14317DAC4	1,966.02				0.00
August 15, 2024 August 15, 2024	Principal Payment of 1 USD on 55,000.00 Par Value for Ally Auto Receivables Trust 2022-1 ALLYA 2022-1 A3 3.31% 15 Nov 2026 Due On 08/15/24 With Ex Date 08/15/24, CUSIP 02008JACO	2,725.66				0.00



## Transaction Detail (continued)

Trade Date Settlement Date	Transaction Description	Principal Amount	Income Amount	Cost	Accrued Income	Realized G/L
August 15, 2024 August 15, 2024	Principal Payment of 1 USD on 35,000.00 Par Value for CarMax Auto Owner Trust 2022-2 CARMX 2022-2 A3 3.49% 16 Feb 2027 Due On 08/15/24 With Ex Date 08/15/24, CUSIP 14317HAC5	1,631.72				0.00
August 15, 2024 August 15, 2024	Principal Payment of 1 USD on 50,000.00 Par Value for Hyundai Auto Receivables Trust 2022-A HART 2022-A A3 2.22% 15 Oct 2026 Due On 08/15/24 With Ex Date 08/15/24, CUSIP 448977ADO	2,620.58				0.00
August 15, 2024 August 15, 2024	Principal Payment of 1 USD on 25,000.00 Par Value for Ford Credit Auto Owner Trust 2022-A FORDO 2022-A A3 1.29% 15 Jun 2026 Due On 08/15/24 With Ex Date 08/15/24, CUSIP 345286AC2	1,155.49				0.00
August 15, 2024 August 15, 2024	Principal Payment of 1 USD on 25,000.00 Par Value for Capital One Prime Auto Receivables Trust 2022-2 COPAR 2022-2 A3 3.66% 17 May 2027 Due On 08/15/24 With Ex Date 08/15/24, CUSIP 14043GAD6	1,481.58				0.00
August 15, 2024 August 15, 2024	Principal Payment of 1 USD on 35,000.00 Par Value for John Deere Owner Trust 2022 JDOT 2022-A A3 2.32% 15 Sep 2026 Due On 08/15/24 With Ex Date 08/15/24, CUSIP 47787JAC2	1,745.97				0.00

## Transaction Detail (continued)

Trade Date Settlement Date	Transaction Description	Principal Amount	Income Amount	Cost	Accrued Income	Realized G/L
August 15, 2024 August 15, 2024	Principal Payment of 1 USD on 35,000.00 Par Value for Harley-Davidson Motorcycle Trust 2022-A HDMOT 2022-A A3 3.06% 15 Feb 2027 Due On 08/15/24 With Ex Date 08/15/24, CUSIP 41284YAD8	1,647.82				0.00
August 15, 2024 August 15, 2024	Principal Payment of 1 USD on 50,000.00 Par Value for John Deere Owner Trust 2022-C JDOT 2022-C A3 5.09% 15 Jun 2027 Due On 08/15/24 With Ex Date 08/15/24, CUSIP 47800BAC2	2,402.21				0.00
August 15, 2024 August 15, 2024	Principal Payment of 1 USD on 75,000.00 Par Value for Mercedes-Benz Auto Receivables Trust 2022-1 MBART 2022-1 A3 5.21% 16 Aug 2027 Due On 08/15/24 With Ex Date 08/15/24, CUSIP 58768PAC8	4,632.72				0.00
August 15, 2024 August 15, 2024	Principal Payment of 1 USD on 25,000.00 Par Value for Capital One Prime Auto Receivables Trust 2022-1 COPAR 2022-1 A3 3.17% 15 Apr 2027 Due On 08/15/24 With Ex Date 08/15/24, CUSIP 14043QAC6	1,298.89				0.00
August 15, 2024 August 15, 2024	Principal Payment of 1 USD on 40,000.00 Par Value for Daimler Trucks Retail Trust 2022-1 DTRT 2022-1 A3 5.23% 17 Feb 2026 Due On 08/15/24 With Ex Date 08/15/24, CUSIP 233869AC0	3,170.45				0.00

## Transaction Detail (continued)

Trade Date Settlement Date	Transaction Description	Principal Amount	Income Amount	Cost	Accrued Income	Realized G/L
August 15, 2024 August 15, 2024	Interest Payment of 0.00245 USD on 21,245.20 Current Face for CNH Equipment Trust 2022-A CNH 2022-A A3 2.94% 15 Jul 2027 Due On 08/15/24 With Ex Date 08/15/24, CUSIP 12660DAC1		52.05			0.00
August 15, 2024 August 15, 2024	Principal Payment of 1 USD on 25,000.00 Par Value for CNH Equipment Trust 2022-A CNH 2022-A A3 2.94% 15 Jul 2027 Due On 08/15/24 With Ex Date 08/15/24, CUSIP 12660DAC1	586.76				0.00
August 15, 2024 August 15, 2024	Interest Payment of 0.002642 USD on 19,492.17 Current Face for Capital One Prime Auto Receivables Trust 2022-1 COPAR 2022-1 A3 3.17% 15 Apr 2027 Due On 08/15/24 With Ex Date 08/15/24, CUSIP 14043QAC6		51.49			0.00
August 15, 2024 August 15, 2024	Principal Payment of 1 USD on 25,000.00 Par Value for CNH Equipment Trust 2021-C CNH 2021-C A3 0.81% 15 Dec 2026 Due On 08/15/24 With Ex Date 08/15/24, CUSIP 12598LAC0	1,493.72				0.00
August 15, 2024 August 15, 2024	Interest Payment of 0.001933 USD on 17,999.79 Current Face for John Deere Owner Trust 2022 JDOT 2022-A A3 2.32% 15 Sep 2026 Due On 08/15/24 With Ex Date 08/15/24, CUSIP 47787JAC2		34.80			0.00

## Transaction Detail (continued)

Trade Date Settlement Date	Transaction Description	Principal Amount	Income Amount	Cost	Accrued Income	Realized G/L
August 15, 2024 August 15, 2024	Interest Payment 0.04125 USD United States Treasury Note/Bond 4.125% 15 Feb 2027 For 230,000.00 Par Value Due on 08/15/24 With Ex Date 08/15/24, CUSIP 91282CKA8		4,743.75			0.00
August 15, 2024 August 15, 2024	Interest Payment of 0.000675 USD on 12,168.65 Current Face for CNH Equipment Trust 2021-C CNH 2021-C A3 0.81% 15 Dec 2026 Due On 08/15/24 With Ex Date 08/15/24, CUSIP 12598LACO		8.21			0.00
August 15, 2024 August 15, 2024	Interest Payment of 0.004567 USD on 20,000.00 Current Face for Hyundai Auto Receivables Trust 2023-B HART 2023-B A3 5.48% 17 Apr 2028 Due On 08/15/24 With Ex Date 08/15/24, CUSIP 44933XAD9		91.33			0.00
August 15, 2024 August 15, 2024	Interest Payment of 0.000458 USD on 17,226.01 Current Face for CarMax Auto Owner Trust 2021-3 CARMX 2021-3 A3 0.55% 15 Jun 2026 Due On 08/15/24 With Ex Date 08/15/24, CUSIP 14317DAC4		7.90			0.00
August 15, 2024 August 15, 2024	Interest Payment of 0.00185 USD on 28,808.16 Current Face for Hyundai Auto Receivables Trust 2022-A HART 2022-A A3 2.22% 15 Oct 2026 Due On 08/15/24 With Ex Date 08/15/24, CUSIP 448977ADO		53.30			0.00

## Transaction Detail (continued)

Trade Date Settlement Date	Transaction Description	Principal Amount	Income Amount	Cost	Accrued Income	Realized G/L
August 15, 2024 August 15, 2024	Interest Payment of 0.003875 USD on 25,000.00 Current Face for Ford Credit Auto Owner Trust 2023-A FORDO 2023-A A3 4.65% 15 Feb 2028 Due On 08/15/24 With Ex Date 08/15/24, CUSIP 344928AD8		96.88			0.00
August 15, 2024 August 15, 2024	Interest Payment of 0.00445 USD on 70,000.00 Current Face for Carmax Auto Owner Trust 2022-4 CARMX 2022-4 A3 5.34% 16 Aug 2027 Due On 08/15/24 With Ex Date 08/15/24, CUSIP 14318UAD3		311.50			0.00
August 15, 2024 August 15, 2024	Interest Payment of 0.004108 USD on 30,000.00 Current Face for Honda Auto Receivables 2023-2 Owner Trust HAROT 2023-2 A3 4.93% 15 Nov 2027 Due On 08/15/24 With Ex Date 08/15/24, CUSIP 437927ACO		123.25			0.00
August 15, 2024 August 15, 2024	Interest Payment of 0.00305 USD on 24,105.13 Current Face for Capital One Prime Auto Receivables Trust 2022-2 COPAR 2022-2 A3 3.66% 17 May 2027 Due On 08/15/24 With Ex Date 08/15/24, CUSIP 14043GAD6		73.52			0.00
August 15, 2024 August 15, 2024	Interest Payment of 0.0523 USD on 27,473.30 Current Face for Daimler Trucks Retail Trust 2022-1 DTRT 2022-1 A3 5.23% 17 Feb 2026 Due		119.74			0.00

## Transaction Detail (continued)

Trade Date Settlement Date	Transaction Description	Principal Amount	Income Amount	Cost	Accrued Income	Realized G/L
August 15, 2024 August 15, 2024	On 08/15/24 With Ex Date 08/15/24, CUSIP 233869AC0 Interest Payment of 0.004608 USD on 35,000.00 Current Face for Bank of America Auto Trust 2023-1 BAAT 2023-1A A3 5.53% 15 Feb 2028 Due On 08/15/24 With Ex Date 08/15/24, CUSIP 06428AAC2		161.29			0.00
August 15, 2024 August 15, 2024	Interest Payment of 0.003133 USD on 19,790.47 Current Face for Toyota Auto Receivables 2022-C Owner Trust TAOT 2022-C A3 3.76% 15 Apr 2027 Due On 08/15/24 With Ex Date 08/15/24, CUSIP 89231CAD9		62.01			0.00
August 15, 2024 August 15, 2024	Interest Payment of 0.003925 USD on 35,000.00 Current Face for Toyota Auto Receivables 2023-B Owner Trust TAOT 2023-B A3 4.71% 15 Feb 2028 Due On 08/15/24 With Ex Date 08/15/24, CUSIP 891941AD8		137.38			0.00
August 15, 2024 August 15, 2024	Interest Payment of 0.004242 USD on 50,000.00 Current Face for John Deere Owner Trust 2022-C JDOT 2022-C A3 5.09% 15 Jun 2027 Due On 08/15/24 With Ex Date 08/15/24, CUSIP 47800BAC2		212.08			0.00
August 15, 2024 August 15, 2024	Interest Payment of 0.000283 USD on 4,467.40 Current Face for Carmax Auto Owner Trust 2021-1 CARMX 2021-1 A3 0.34% 15 Dec 2025 Due		1.27			0.00

## Transaction Detail (continued)

Trade Date Settlement Date	Transaction Description	Principal Amount	Income Amount	Cost	Accrued Income	Realized G/L
August 15, 2024 August 15, 2024	On 08/15/24 With Ex Date 08/15/24, CUSIP 14316NAC3 Interest Payment of 0.004783 USD on 70,000.00 Current Face for Bank of America Auto Trust 5.74% 15 Jun 2028 Due On 08/15/24 With Ex Date 08/15/24, CUSIP 06054YAC1		334.83			0.00
August 15, 2024 August 15, 2024	Interest Payment of 0.004942 USD on 20,000.00 Current Face for Nissan Auto Receivables 2023-B Owner Trust NAROT 2023-B A3 5.93% 15 Mar 2028 Due On 08/15/24 With Ex Date 08/15/24, CUSIP 65480MAD5		98.83			0.00
August 15, 2024 August 15, 2024	Principal Payment of 1 USD on 686,635.00 Par Value for Ginnie Mae I Pool GN 646043 6.5% 15 Oct 2037 Due On 08/15/24 With Ex Date 08/01/24, CUSIP 36292DWC2	82.79				0.00
August 15, 2024 August 15, 2024	Interest Payment of 0.065 USD on 21,564.05 Current Face for Ginnie Mae I Pool GN 646043 6.5% 15 Oct 2037 Due On 08/15/24 With Ex Date 08/01/24, CUSIP 36292DWC2		116.81			0.00
August 15, 2024 August 15, 2024	Interest Payment of 0.00465 USD on 80,000.00 Current Face for USAA Auto Owner Trust 2023-A USAOT 2023-A A3 5.58% 15 May 2028 Due		372.00			0.00

## Transaction Detail (continued)

Trade Date Settlement Date	Transaction Description	Principal Amount	Income Amount	Cost	Accrued Income	Realized G/L
August 15, 2024 August 15, 2024	On 08/15/24 With Ex Date 08/15/24, CUSIP 90291VAC4  Interest Payment of 0.04 USD on 7,498.97 Current Face for Freddie Mac REMICS FHR 3842 PH 4% 15 Apr 2041 Due On 08/15/24 With Ex Date 08/01/24, CUSIP 3137A9QP4		25.00			0.00
August 15, 2024 August 15, 2024	Interest Payment of 0.001567 USD on 25,498.96 Current Face for Honda Auto Receivables 2022-1 Owner Trust HAROT 2022-1 A3 1.88% 15 May 2026 Due On 08/15/24 With Ex Date 08/15/24, CUSIP 43815BAC4		39.95			0.00
August 15, 2024 August 15, 2024	Interest Payment of 0.004342 USD on 73,621.62 Current Face for Mercedes-Benz Auto Receivables Trust 2022-1 MBART 2022-1 A3 5.21% 16 Aug 2027 Due On 08/15/24 With Ex Date 08/15/24, CUSIP 58768PAC8		319.64			0.00
August 15, 2024 August 15, 2024	Principal Payment of 1 USD on 20,000.00 Par Value for Toyota Auto Receivables 2022-C Owner Trust TAOT 2022-C A3 3.76% 15 Apr 2027 Due On 08/15/24 With Ex Date 08/15/24, CUSIP 89231CAD9	1,190.20				0.00
August 15, 2024 August 15, 2024	Principal Payment of 131.93 Current Face on 200,000.00 Par Value for Freddie Mac REMICS FHR 3842 PH 4% 15	0.00		-141.53		-9.60



## Transaction Detail (continued)

Trade Date Settlement Date	Transaction Description	Principal Amount	Income Amount	Cost	Accrued Income	Realized G/L
	Apr 2041 Due On 08/15/24 With Ex Date 08/01/24, CUSIP 3137A9QP4					
August 15, 2024 August 15, 2024	Principal Payment of 1,798.30 Current Face on 70,000.00 Par Value for Carmax Auto Owner Trust 2022-4 CARMX 2022-4 A3 5.34% 16 Aug 2027 Due On 08/15/24 With Ex Date 08/15/24, CUSIP 14318UAD3	0.00		-1,797.88		0.42
August 15, 2024 August 15, 2024	Principal Payment of 2,821.88 Current Face on 95,000.00 Par Value for Carmax Auto Owner Trust 2021-1 CARMX 2021-1 A3 0.34% 15 Dec 2025 Due On 08/15/24 With Ex Date 08/15/24, CUSIP 14316NAC3	0.00		-2,821.32		0.56
August 15, 2024 August 15, 2024	Principal Payment of 2,468.15 Current Face on 45,000.00 Par Value for Honda Auto Receivables 2022-1 Owner Trust HAROT 2022-1 A3 1.88% 15 May 2026 Due On 08/15/24 With Ex Date 08/15/24, CUSIP 43815BAC4	0.00		-2,467.78		0.37
August 15, 2024 August 15, 2024	Principal Payment of 936.91 Current Face on 25,000.00 Par Value for CarMax Auto Owner Trust 2021-4 CARMX 2021-4 A3 0.56% 15 Sep 2026 Due On 08/15/24 With Ex Date 08/15/24, CUSIP 14317JAD9	0.00		-936.80		0.11

## Transaction Detail (continued)

Trade Date Settlement Date	Transaction Description	Principal Amount	Income Amount	Cost	Accrued Income	Realized G/L
August 15, 2024 August 15, 2024	Principal Payment of 1,966.02 Current Face on 55,000.00 Par Value for CarMax Auto Owner Trust 2021-3 CARMX 2021-3 A3 0.55% 15 Jun 2026 Due On 08/15/24 With Ex Date 08/15/24, CUSIP 14317DAC4	0.00		-1,965.70		0.32
August 15, 2024 August 15, 2024	Principal Payment of 2,725.66 Current Face on 55,000.00 Par Value for Ally Auto Receivables Trust 2022-1 ALLYA 2022-1 A3 3.31% 15 Nov 2026 Due On 08/15/24 With Ex Date 08/15/24, CUSIP 02008JACO	0.00		-2,725.13		0.53
August 15, 2024 August 15, 2024	Principal Payment of 1,631.72 Current Face on 35,000.00 Par Value for CarMax Auto Owner Trust 2022-2 CARMX 2022-2 A3 3.49% 16 Feb 2027 Due On 08/15/24 With Ex Date 08/15/24, CUSIP 14317HAC5	0.00		-1,631.47		0.25
August 15, 2024 August 15, 2024	Principal Payment of 2,620.58 Current Face on 50,000.00 Par Value for Hyundai Auto Receivables Trust 2022-A HART 2022-A A3 2.22% 15 Oct 2026 Due On 08/15/24 With Ex Date 08/15/24, CUSIP 448977ADO	0.00		-2,620.48		0.10
August 15, 2024 August 15, 2024	Principal Payment of 1,155.49 Current Face on 25,000.00 Par Value for Ford Credit Auto Owner Trust 2022-A FORDO 2022-A A3	0.00		-1,155.35		0.14

## Transaction Detail (continued)

Trade Date Settlement Date	Transaction Description	Principal Amount	Income Amount	Cost	Accrued Income	Realized G/L
	1.29% 15 Jun 2026 Due On 08/15/24 With Ex Date 08/15/24, CUSIP 345286AC2					
August 15, 2024 August 15, 2024	Principal Payment of 1,481.58 Current Face on 25,000.00 Par Value for Capital One Prime Auto Receivables Trust 2022-2 COPAR 2022-2 A3 3.66% 17 May 2027 Due On 08/15/24 With Ex Date 08/15/24, CUSIP 14043GAD6	0.00		-1,481.47		0.11
August 15, 2024 August 15, 2024	Principal Payment of 1,745.97 Current Face on 35,000.00 Par Value for John Deere Owner Trust 2022 JDOT 2022-A A3 2.32% 15 Sep 2026 Due On 08/15/24 With Ex Date 08/15/24, CUSIP 47787JAC2	0.00		-1,745.58		0.39
August 15, 2024 August 15, 2024	Principal Payment of 1,647.82 Current Face on 35,000.00 Par Value for Harley-Davidson Motorcycle Trust 2022-A HDMOT 2022-A A3 3.06% 15 Feb 2027 Due On 08/15/24 With Ex Date 08/15/24, CUSIP 41284YAD8	0.00		-1,647.55		0.27
August 15, 2024 August 15, 2024	Principal Payment of 2,402.21 Current Face on 50,000.00 Par Value for John Deere Owner Trust 2022-C JDOT 2022-C A3 5.09% 15 Jun 2027 Due On 08/15/24 With Ex Date 08/15/24, CUSIP 47800BAC2	0.00		-2,402.02		0.19

## Transaction Detail (continued)

Trade Date Settlement Date	Transaction Description	Principal Amount	Income Amount	Cost	Accrued Income	Realized G/L
August 15, 2024 August 15, 2024	Principal Payment of 4,632.72 Current Face on 75,000.00 Par Value for Mercedes-Benz Auto Receivables Trust 2022-1 MBART 2022-1 A3 5.21% 16 Aug 2027 Due On 08/15/24 With Ex Date 08/15/24, CUSIP 58768PAC8	0.00		-4,631.80		0.92
August 15, 2024 August 15, 2024	Principal Payment of 1,298.89 Current Face on 25,000.00 Par Value for Capital One Prime Auto Receivables Trust 2022-1 COPAR 2022-1 A3 3.17% 15 Apr 2027 Due On 08/15/24 With Ex Date 08/15/24, CUSIP 14043QAC6	0.00		-1,298.61		0.28
August 15, 2024 August 15, 2024	Principal Payment of 3,170.45 Current Face on 40,000.00 Par Value for Daimler Trucks Retail Trust 2022-1 DTRT 2022-1 A3 5.23% 17 Feb 2026 Due On 08/15/24 With Ex Date 08/15/24, CUSIP 233869AC0	0.00		-3,170.24		0.21
August 15, 2024 August 15, 2024	Principal Payment of 586.76 Current Face on 25,000.00 Par Value for CNH Equipment Trust 2022-A CNH 2022-A A3 2.94% 15 Jul 2027 Due On 08/15/24 With Ex Date 08/15/24, CUSIP 12660DAC1	0.00		-586.72		0.04
August 15, 2024 August 15, 2024	Principal Payment of 1,493.72 Current Face on 25,000.00 Par Value for CNH Equipment Trust 2021-C CNH	0.00		-1,493.55		0.17

## Transaction Detail (continued)

Trade Date Settlement Date	Transaction Description	Principal Amount	Income Amount	Cost	Accrued Income	Realized G/L
August 15, 2024 August 15, 2024	2021-C A3 0.81% 15 Dec 2026 Due On 08/15/24 With Ex Date 08/15/24, CUSIP 12598LACO					
August 15, 2024 August 15, 2024	Principal Payment of 82.79 Current Face on 686,635.00 Par Value for Ginnie Mae I Pool GN 646043 6.5% 15 Oct 2037 Due On 08/15/24 With Ex Date 08/01/24, CUSIP 36292DWC2	0.00		-82.79		0.00
August 15, 2024 August 15, 2024	Principal Payment of 1,190.20 Current Face on 20,000.00 Par Value for Toyota Auto Receivables 2022-C Owner Trust TAOT 2022-C A3 3.76% 15 Apr 2027 Due On 08/15/24 With Ex Date 08/15/24, CUSIP 89231CAD9	0.00		-1,190.00		0.20
August 15, 2024 August 15, 2024	Interest Payment 0.04375 USD United States Treasury Note/Bond 4.375% 15 Aug 2026 For 635,000.00 Par Value Due on 08/15/24 With Ex Date 08/15/24, CUSIP 91282CHU8		13,890.63			0.00
August 15, 2024 August 15, 2024	Interest Payment of 0.004617 USD on 20,000.00 Current Face for Toyota Auto Receivables 2023-D Owner Trust TAOT 2023-D A3 5.54% 15 Aug 2028 Due On 08/15/24 With Ex Date 08/15/24, CUSIP 89239FAD4		92.33			0.00
August 15, 2024 August 15, 2024	Interest Payment of 00 USD on 40,000.00 Current Face for		81.33			0.00

## Transaction Detail (continued)

Trade Date Settlement Date	Transaction Description	Principal Amount	Income Amount	Cost	Accrued Income	Realized G/L
August 15, 2024 August 15, 2024	Toyota Auto Receivables 2024-C Owner Trust TAOT 2024-C A3 4.88% 15 Mar 2029 Due On 08/15/24 With Ex Date 08/15/24, CUSIP 89237QAD2		84.70			0.00
August 16, 2024 August 16, 2024	Interest Payment of 0.004042 USD on 10,000.00 Current Face for GM Financial Consumer Automobile Receivables Trust 2024-1 GMCAR 2024-1 A3 4.85% 18 Dec 2028 Due On 08/16/24 With Ex Date 08/16/24, CUSIP 36268GAD7		40.42			0.00
August 16, 2024 August 16, 2024	Interest Payment of 0.00105 USD on 9,813.55 Current Face for GM Financial Consumer Automobile Receivables Trust 2022-1 GMCAR 2022-1 A3 1.26% 16 Nov 2026 Due On 08/16/24 With Ex Date 08/16/24, CUSIP 380146AC4		10.30			0.00
August 16, 2024 August 16, 2024	Interest Payment of 0.002583 USD on 14,012.91 Current Face for GM Financial Consumer Automobile Receivables Trust 2022-2 GMCAR 2022-2 A3 3.1% 16		36.20			0.00

## Transaction Detail (continued)

Trade Date Settlement Date	Transaction Description	Principal Amount	Income Amount	Cost	Accrued Income	Realized G/L
	Feb 2027 Due On 08/16/24 With Ex Date 08/16/24, CUSIP 362585AC5					
August 16, 2024 August 16, 2024	Interest Payment of 0.003725 USD on 25,000.00 Current Face for GM Financial Consumer Automobile Receivables Trust 2023-2 GMCAR 2023-2 A3 4.47% 16 Feb 2028 Due On 08/16/24 With Ex Date 08/16/24, CUSIP 362583AD8		93.13			0.00
August 16, 2024 August 16, 2024	Principal Payment of 1 USD on 20,000.00 Par Value for GM Financial Consumer Automobile Receivables Trust 2022-2 GMCAR 2022-2 A3 3.1% 16 Feb 2027 Due On 08/16/24 With Ex Date 08/16/24, CUSIP 362585AC5	1,023.33				0.00
August 16, 2024 August 16, 2024	Principal Payment of 1 USD on 20,000.00 Par Value for GM Financial Consumer Automobile Receivables Trust 2022-1 GMCAR 2022-1 A3 1.26% 16 Nov 2026 Due On 08/16/24 With Ex Date 08/16/24, CUSIP 380146AC4	939.24				0.00
August 16, 2024 August 16, 2024	Principal Payment of 1,023.33 Current Face on 20,000.00 Par Value for GM Financial Consumer Automobile Receivables Trust 2022-2 GMCAR 2022-2 A3 3.1% 16 Feb 2027 Due On 08/16/24 With Ex Date 08/16/24, CUSIP 362585AC5	0.00		-1,023.12		0.21

## Transaction Detail (continued)

Trade Date Settlement Date	Transaction Description	Principal Amount	Income Amount	Cost	Accrued Income	Realized G/L
August 16, 2024 August 16, 2024	Principal Payment of 939.24 Current Face on 20,000.00 Par Value for GM Financial Consumer Automobile Receivables Trust 2022-1 GMCAR 2022-1 A3 1.26% 16 Nov 2026 Due On 08/16/24 With Ex Date 08/16/24, CUSIP 380146AC4	0.00		-939.16		0.08
August 12, 2024 August 19, 2024	Purchase 10,000.00 Par Value of Principal Life Global Funding II 4.6% 19 Aug 2027 @ 99.92%, CUSIP 74256LFA2	-9,992.20		9,992.20		0.00
August 19, 2024 August 19, 2024	Interest Payment of 0.000342 USD on 8,401.77 Current Face for Honda Auto Receivables 2021-3 Owner Trust HAROT 2021-3 A3 0.41% 18 Nov 2025 Due On 08/19/24 With Ex Date 08/18/24, CUSIP 43815EAC8		2.87			0.00
August 19, 2024 August 19, 2024	Principal Payment of 1 USD on 40,000.00 Par Value for Honda Auto Receivables 2021-3 Owner Trust HAROT 2021-3 A3 0.41% 18 Nov 2025 Due On 08/19/24 With Ex Date 08/18/24, CUSIP 43815EAC8	1,582.42				0.00
August 19, 2024 August 19, 2024	Principal Payment of 1,582.42 Current Face on 40,000.00 Par Value for Honda Auto Receivables 2021-3 Owner Trust HAROT 2021-3 A3 0.41% 18 Nov 2025 Due On 08/19/24 With	0.00		-1,582.40		0.02



## Transaction Detail (continued)

Trade Date Settlement Date	Transaction Description	Principal Amount	Income Amount	Cost	Accrued Income	Realized G/L
	Ex Date 08/18/24, CUSIP 43815EAC8					
August 20, 2024 August 20, 2024	Interest Payment of 0.0225 USD on 34,344.46 Current Face for Government National Mortgage Association GNR 2020-H02 DA 2.25% 20 Dec 2069 Due On 08/20/24 With Ex Date 08/01/24, CUSIP 38380LV67		64.40			0.00
August 20, 2024 August 20, 2024	Interest Payment of 0.025 USD on 27,780.78 Current Face for Government National Mortgage Association GNR 2019-H12 JA 2.5% 20 Jul 2069 Due On 08/20/24 With Ex Date 08/01/24, CUSIP 38380LXE8		57.88			0.00
August 20, 2024 August 20, 2024	Principal Payment of 1 USD on 175,000.00 Par Value for Government National Mortgage Association GNR 2014-H19 HA 3% 20 Sep 2064 Due On 08/20/24 With Ex Date 08/01/24, CUSIP 38375UPV6	1,254.57				0.00
August 20, 2024 August 20, 2024	Principal Payment of 1 USD on 200,000.00 Par Value for Government National Mortgage Association GNR 2019-H12 JA 2.5% 20 Jul 2069 Due On 08/20/24 With Ex Date 08/01/24, CUSIP 38380LXE8	1,293.61				0.00
August 20, 2024 August 20, 2024	Interest Payment of 0.03 USD on 9,272.59 Current Face for Government National Mortgage Association GNR 2014-H19 HA 3% 20 Sep 2064 Due On		23.18			0.00

Transaction Detail (continued)

Trade Date Settlement Date	Transaction Description	Principal Amount	Income Amount	Cost	Accrued Income	Realized G/L
August 20, 2024 August 20, 2024	08/20/24 With Ex Date 08/01/24, CUSIP 38375UPV6 Principal Payment of 1,254.57 Current Face on 175,000.00 Par Value for Government National Mortgage Association GNR 2014-H19 HA 3% 20 Sep 2064 Due On 08/20/24 With Ex Date 08/01/24, CUSIP 38375UPV6	0.00		-1,331.96		-77.39
August 20, 2024 August 20, 2024	Principal Payment of 1,293.61 Current Face on 200,000.00 Par Value for Government National Mortgage Association GNR 2019-H12 JA 2.5% 20 Jul 2069 Due On 08/20/24 With Ex Date 08/01/24, CUSIP 38380LXE8	0.00		-1,300.43		-6.82
August 20, 2024 August 20, 2024	Principal Payment of 1 USD on 200,000.00 Par Value for Government National Mortgage Association GNR 2020-H02 DA 2.25% 20 Dec 2069 Due On 08/20/24 With Ex Date 08/01/24, CUSIP 38380LV67	969.44				0.00
August 20, 2024 August 20, 2024	Principal Payment of 969.44 Current Face on 200,000.00 Par Value for Government National Mortgage Association GNR 2020-H02 DA 2.25% 20 Dec 2069 Due On 08/20/24 With Ex Date 08/01/24, CUSIP 38380LV67	0.00		-973.64		-4.20
August 21, 2024 August 21, 2024	Interest Payment of 0.000733 USD on 8,931.75 Current Face for Honda Auto Receivables 2021-4 Owner		6.55			0.00

## Transaction Detail (continued)

Trade Date Settlement Date	Transaction Description	Principal Amount	Income Amount	Cost	Accrued Income	Realized G/L
	Trust HAROT 2021-4 A3 0.88% 21 Jan 2026 Due On 08/21/24 With Ex Date 08/21/24, CUSIP 43815GAC3					
August 21, 2024 August 21, 2024	Interest Payment of 0.004725 USD on 15,000.00 Current Face for Honda Auto Receivables 2023-4 Owner Trust HAROT 2023-4 A3 5.67% 21 Jun 2028 Due On 08/21/24 With Ex Date 08/21/24, CUSIP 438123AC5		70.88			0.00
August 21, 2024 August 21, 2024	Principal Payment of 1 USD on 25,000.00 Par Value for Honda Auto Receivables 2021-4 Owner Trust HAROT 2021-4 A3 0.88% 21 Jan 2026 Due On 08/21/24 With Ex Date 08/21/24, CUSIP 43815GAC3	1,095.36				0.00
August 21, 2024 August 21, 2024	Principal Payment of 1,095.36 Current Face on 25,000.00 Par Value for Honda Auto Receivables 2021-4 Owner Trust HAROT 2021-4 A3 0.88% 21 Jan 2026 Due On 08/21/24 With Ex Date 08/21/24, CUSIP 43815GAC3	0.00		-1,095.13		0.23
August 22, 2024 August 22, 2024	Interest Payment 0.049 USD Bristol-Myers Squibb Co 4.9% 22 Feb 2027 For 15,000.00 Par Value Due on 08/22/24 With Ex Date 08/22/24, CUSIP 110122EE4		367.50			0.00
August 26, 2024 August 26, 2024	Interest Payment 0.048 USD AstraZeneca Finance LLC 4.8		720.00			0.00

## Transaction Detail (continued)

Trade Date Settlement Date	Transaction Description	Principal Amount	Income Amount	Cost	Accrued Income	Realized G/L
	26 Feb 2027 For 30,000.00 Par Value Due on 08/26/24 With Ex Date 08/26/24, CUSIP 04636NAK9					
August 26, 2024 August 26, 2024	Interest Payment 0.048 USD Cisco Systems Inc 4.8% 26 Feb 2027 For 45,000.00 Par Value Due on 08/26/24 With Ex Date 08/26/24, CUSIP 17275RBQ4		1,080.00			0.00
August 26, 2024 August 26, 2024	Interest Payment of 0.03 USD on 33,095.11 Current Face for Fannie Mae Pool FN FM4174 3% 01 Nov 2032 Due On 08/26/24 With Ex Date 08/01/24, CUSIP 3140X7T82		82.74			0.00
August 26, 2024 August 26, 2024	Principal Payment of 1 USD on 130,000.00 Par Value for Fannie Mae Pool FN FM4174 3% 01 Nov 2032 Due On 08/26/24 With Ex Date 08/01/24, CUSIP 3140X7T82	1,240.53				0.00
August 26, 2024 August 26, 2024	Principal Payment of 1,240.53 Current Face on 130,000.00 Par Value for Fannie Mae Pool FN FM4174 3% 01 Nov 2032 Due On 08/26/24 With Ex Date 08/01/24, CUSIP 3140X7T82	0.00		-1,315.54		-75.01
August 26, 2024 August 26, 2024	Interest Payment of 0.001902 USD on 50,000.00 Current Face for Freddie Mac Multifamily Structured Pass Through Certificates FHMS K736 A2 2.282% 25 Jul 2026 Due On 08/26/24 With		95.08			0.00

## Transaction Detail (continued)

Trade Date Settlement Date	Transaction Description	Principal Amount	Income Amount	Cost	Accrued Income	Realized G/L
	Ex Date 08/01/24, CUSIP 3137FNWX4					
August 26, 2024 August 26, 2024	Interest Payment of 0.004558 USD on 15,000.00 Current Face for BMW Vehicle Owner Trust 2023-A BMWOT 2023-A A3 5.47% 25 Feb 2028 Due On 08/26/24 With Ex Date 08/25/24, CUSIP 05592XAD2		68.37			0.00
August 26, 2024 August 26, 2024	Interest Payment of 0.002675 USD on 14,276.10 Current Face for BMW Vehicle Owner Trust 2022-A BMWOT 2022-A A3 3.21% 25 Aug 2026 Due On 08/26/24 With Ex Date 08/25/24, CUSIP 05602RAD3		38.19			0.00
August 26, 2024 August 26, 2024	Interest Payment of 0.004275 USD on 20,000.00 Current Face for Chase Auto Owner Trust 2024-1 CHAOT 2024-1A A3 5.13% 25 May 2029 Due On 08/26/24 With Ex Date 08/25/24, CUSIP 16144BAC2		85.50			0.00
August 26, 2024 August 26, 2024	Principal Payment of 1 USD on 25,000.00 Par Value for BMW Vehicle Owner Trust 2022-A BMWOT 2022-A A3 3.21% 25 Aug 2026 Due On 08/26/24 With Ex Date 08/25/24, CUSIP 05602RAD3	1,306.42				0.00
August 26, 2024 August 26, 2024	Principal Payment of 1,306.42 Current Face on 25,000.00 Par Value for BMW Vehicle Owner Trust 2022-A BMWOT 2022-A A3 3.21% 25 Aug 2026 Due On 08/26/24	0.00		-1,306.35		0.07

## Transaction Detail (continued)

Trade Date Settlement Date	Transaction Description	Principal Amount	Income Amount	Cost	Accrued Income	Realized G/L
	With Ex Date 08/25/24, CUSIP 05602RAD3					
August 26, 2024 August 26, 2024	Interest Payment of 0.03 USD on 17,754.51 Current Face for Fannie Mae Pool FN BM4614 3% 01 Mar 2033 Due On 08/26/24 With Ex Date 08/01/24, CUSIP 3140J9DU2		44.39			0.00
August 26, 2024 August 26, 2024	Principal Payment of 1 USD on 65,000.00 Par Value for Fannie Mae Pool FN BM4614 3% 01 Mar 2033 Due On 08/26/24 With Ex Date 08/01/24, CUSIP 3140J9DU2	359.04				0.00
August 26, 2024 August 26, 2024	Principal Payment of 359.04 Current Face on 65,000.00 Par Value for Fannie Mae Pool FN BM4614 3% 01 Mar 2033 Due On 08/26/24 With Ex Date 08/01/24, CUSIP 3140J9DU2	0.00		-382.60		-23.56
August 28, 2024 August 28, 2024	Interest Payment 0.0275 USD Pacific Life Global Fdg li Med 144a Nt 5.5 28 Aug 2026 For 15,000.00 Par Value Due on 08/28/24 With Ex Date 08/28/24, CUSIP 6944PL2W8		412.50			0.00
August 31, 2024 August 31, 2024	Aggregate Cash Transfer due to Interest Transfer, Spot Currency USD	3,736.35				0.00
August 31, 2024 August 31, 2024	Sweep sales totaling -60,985.05 units of Fidelity Government Portfolio for CITY OF DORAL STORM WATER ACCOUNT - Capital (6 Transactions), CUSIP 316175108	60,985.05		-60,985.05		0.00

Transaction Detail (continued)

<b>Trade Date</b>						
<b>Settlement Date</b>	<b>Transaction Description</b>	<b>Principal Amount</b>	<b>Income Amount</b>	<b>Cost</b>	<b>Accrued Income</b>	<b>Realized G/L</b>
August 31, 2024	Sweep purchases totaling	-113,259.89		113,259.89		0.00
August 31, 2024	113,259.89 units of Fidelity Government Portfolio for CITY OF DORAL STORM WATER ACCOUNT - Capital (21 Transactions), CUSIP 316175108					
August 31, 2024	Aggregate Cash Transfer due to		-3,736.35			0.00
August 31, 2024	Interest Transfer, Spot Currency USD					

## Information

**IMPORTANT INFORMATION FOR REGIONS CORPORATE TRUST CUSTOMERS:**

INVESTMENT, INSURANCE AND ANNUITY PRODUCTS: ARE NOT FDIC INSURED, ARE NOT A DEPOSIT, ARE NOT BANK GUARANTEED, ARE NOT INSURED BY ANY FEDERAL GOVERNMENT AGENCY, MAY GO DOWN IN VALUE, AND ARE NOT A CONDITION OF ANY BANKING ACTIVITY. FOR MORE DETAILED INFORMATION REGARDING FEES, PLEASE CONSULT THE FUND PROSPECTUS OR CONTACT YOUR ADMINISTRATOR.

**MARKET VALUES AND ESTIMATED INCOME FIGURES ARE NOT GUARANTEED BUT DO COME FROM RELIABLE SOURCES.** FOR SECURITIES TRADED ON A MAJOR EXCHANGE, MARKET VALUES ARE PRICED AS OF THE STATEMENT DATE AS PROVIDED BY VARIOUS PRICING SERVICES. THE METHOD AND FREQUENCY OF PRICING ASSETS NOT TRADED ON MAJOR EXCHANGES VARIES DEPENDING ON THE TYPE OF ASSETS; THEREFORE, THE PRICE SHOWN ON YOUR STATEMENT MAY NOT BE A CURRENT VALUE AS OF THE STATEMENT DATE. WE CANNOT GUARANTEE THEIR ACCURACY OR THAT THE ASSETS CAN BE BOUGHT OR SOLD FOR THESE PRICES. FOR MORE DETAILED INFORMATION REGARDING FEES, PLEASE CONSULT THE FUND PROSPECTUS OR CONTACT YOUR TRUST ADVISOR OR RELATIONSHIP MANAGER. THE BEGINNING BALANCE ON THIS STATEMENT MAY NOT MATCH THE CLOSING BALANCE ON THE PREVIOUS STATEMENT DUE TO THE SECURITY PRICE IN THE PORTFOLIO BEING UPDATED AFTER THE PREVIOUS STATEMENT WAS ISSUED.

**TRADE REQUESTS**

REGIONS WEALTH MANAGEMENT PERFORMS TRADE REQUESTS AS AN ACCOMODATION ONLY. REGIONS WEALTH MANAGEMENT ALLOWS THE USE OF ELECTRONIC COMMUNICATION (I.E., FAX or EMAIL, OR VOICEMAIL) BY ANY CUSTOMER TO REQUEST, AUTHORIZE OR EFFECT THE PURCHASE OR SALE OF SECURITIES. WE DO NOT GUARANTEE THAT ANY SUCH REQUEST WILL BE TIMELY PROCESSED REGIONS WEALTH MANAGEMENT SHALL NOT BE RESPONSIBLE FOR CARRYING OUT SUCH ORAL OR WRITTEN (INCLUDING ELECTRONIC) INSTRUCTIONS UNTIL WE HAVE ACKNOWLEDGED RECEIPT OF SUCH INSTRUCTIONS.

**S&P FIXED INCOME ASSET RATINGS:**

REGARDING ANY PRESENTATION OF ASSET RATING INFORMATION PROVIDED BY STANDARD & POORS WITHIN THIS DOCUMENT, ALL INFORMATION IS COPYRIGHT © 2022, S&P GLOBAL MARKET INTELLIGENCE (AND ITS AFFILIATES AS APPLICABLE). REPRODUCTION OF ANY INFORMATION, OPINIONS, VIEWS, DATA OR MATERIAL, INCLUDING RATINGS (“CONTENT”) IN ANY FORM IS PROHIBITED EXCEPT WITH THE PRIOR WRITTEN PERMISSION OF THE RELEVANT PARTY. SUCH PARTY, ITS AFFILIATES AND SUPPLIERS (“CONTENT PROVIDERS”) DO NOT GUARANTEE THE ACCURACY, ADEQUACY, COMPLETENESS, TIMELINESS OR AVAILABILITY OF ANY CONTENT AND ARE NOT RESPONSIBLE FOR ANY ERRORS OR OMISSIONS (NEGLIGENT OR OTHERWISE), REGARDLESS OF THE CAUSE, OR FOR THE RESULTS OBTAINED FROM THE USE OF SUCH CONTENT. IN NO EVENT SHALL CONTENT PROVIDERS BE LIABLE FOR ANY DAMAGES, COSTS, EXPENSES, LEGAL FEES, OR LOSSES (INCLUDING LOST INCOME OR LOST PROFIT AND OPPORTUNITY COSTS) IN CONNECTION WITH ANY USE OF THE CONTENT. A REFERENCE TO A PARTICULAR INVESTMENT OR SECURITY, A RATING OR ANY OBSERVATION CONCERNING AN INVESTMENT THAT IS PART OF THE CONTENT IS NOT A RECOMMENDATION TO BUY, SELL OR HOLD SUCH INVESTMENT OR SECURITY, DOES NOT ADDRESS THE SUITABILITY OF AN INVESTMENT OR SECURITY AND SHOULD NOT BE RELIED ON AS INVESTMENT ADVICE. CREDIT RATINGS ARE STATEMENTS OF OPINIONS AND ARE NOT STATEMENTS OF FACT.

**TRADE ERROR CORRECTION:**

FROM TIME TO TIME ERRORS MAY OCCUR IN THE EXECUTION OF TRADES FOR YOUR ACCOUNT. WHEN RESPONSIBLE FOR SUCH AN ERROR, REGIONS WILL NOTIFY YOU AND WILL CORRECT ANY ERROR AS SOON AS ADMINISTRATIVELY FEASIBLE BY ADDRESSING ANY LOSSES AND PUTTING



Information (continued)

YOUR ACCOUNT INTO THE SAME POSITION AS IF THE ERROR HAD NOT OCCURRED. WHERE ADMINISTRATIVELY FEASIBLE, ANY GAINS RESULTING FROM THE ERROR MAY BE RETAINED IN YOUR ACCOUNT. TRADING ERRORS WILL NOT OTHERWISE BE REFLECTED IN YOUR STATEMENT IF CORRECTED WITHIN 30 DAYS OR WITHIN THE SAME MONTHLY STATEMENT CYCLE.

Information (continued)

This page intentionally left blank.

# Account Statement

August 1, 2024 - August 31, 2024

**DORALCITYTRANSP**



## Your Relationship Team

Relationship Consultant: JANET H RICARDO 904 565 7973 janet.ricardo@regions.com

## Accounts Included In This Statement

██████████ DORALCITYTRANSP

**MATILDE MENENDEZ**  
CITY OF DORAL  
8401 NW 53RD TERRACE  
DORAL, FL 33166  
United States

This page intentionally left blank.

# Table of Contents

<b>Schedules</b>	<b>Page</b>
Balance Sheet.....	5
Overview of Your Account.....	6
Portfolio Analysis.....	7
Portfolio Holdings.....	8
Purchases.....	23
Realized Gains and Losses.....	25
Contributions and Receipts.....	43
Distributions and Disbursements.....	44
Fees and Expenses.....	45
Income Received.....	46
Other Income and Capital Gain Distributions.....	54
Security Transactions.....	55
Income Accrual.....	58
Information.....	70

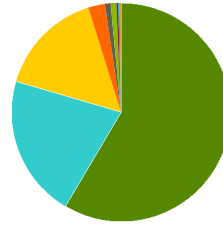
This page intentionally left blank.

**Balance Sheet on August 31, 2024**

	As of July 31, 2024		As of August 31, 2024		% of Account
	Market Value	Cost Basis	Market Value	Cost Basis	
<b>Cash and Equivalents</b>					
Cash	-54,998.35	-54,998.35	0.00	0.00	0.00%
Cash Equivalents	67,358.50	67,358.50	107,072.76	107,072.76	0.86%
Accrued Income	101,939.26	101,939.26	101,928.11	101,928.11	0.82%
<b>Total Cash and Equivalents</b>	<b>\$114,299.41</b>	<b>\$114,299.41</b>	<b>\$209,000.87</b>	<b>\$209,000.87</b>	<b>1.68%</b>
<b>Fixed Income</b>					
US Government	7,030,887.85	7,013,226.34	7,264,285.95	7,205,737.23	58.51%
Agency MBS	24,003.23	25,788.62	23,402.25	24,979.37	0.19%
CMO	35,324.64	36,451.65	33,638.28	34,592.42	0.27%
CMBS	321,534.12	318,572.69	308,304.58	304,053.32	2.48%
Consumer ABS	2,039,760.66	2,037,038.53	1,931,883.04	1,920,190.94	15.56%
Commercial ABS	32,179.26	32,294.43	31,477.23	31,398.30	0.25%
US Credit	2,707,844.97	2,698,468.99	2,615,529.55	2,588,349.40	21.06%
<b>Total Fixed Income</b>	<b>\$12,191,534.73</b>	<b>\$12,161,841.25</b>	<b>\$12,208,520.88</b>	<b>\$12,109,300.98</b>	<b>98.32%</b>
	<b>\$12,305,834.14</b>	<b>\$12,276,140.66</b>	<b>\$12,417,521.75</b>	<b>\$12,318,301.85</b>	<b>100.00%</b>

**Overview of Your Account - [REDACTED] DORALCITYTRANSP**
**Investment Objective Directed Retention of Assets**
**Asset allocation on August 31, 2024**

	Market value (\$)	Percent
■ US Government	7,264,285.95	59%
■ US Credit	2,615,529.55	21%
■ Consumer ABS	1,931,883.04	16%
■ CMBS	308,304.58	2%
■ Cash Equivalents	107,072.76	1%
■ Accrued Income	101,928.11	1%
■ CMO	33,638.28	0%
■ Commercial ABS	31,477.23	0%
■ Other	23,402.25	0%
<b>Total of your account</b>	<b>\$12,417,521.75</b>	<b>100%</b>



Only the top 8 holding sectors are represented.

**Activity Summary**

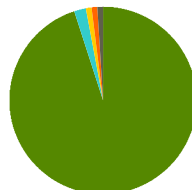
	This Period	Year to Date
Beginning Market Value	12,305,834.14	11,694,794.56
Contributions/Receipts	11,861.33	24,435.09
Distributions/Disbursements	-11,861.33	-24,435.09
Fees/Expenses	0.00	0.00
Dividends	371.43	3,290.78
Interest	50,206.89	401,419.35
Other Income/Capital Gain Distributions	0.00	0.00
Security Transactions	0.00	0.00
Realized Gain/Loss	-1,831.42	-113,285.58
Net Interest Bought & Sold	-5,713.21	14,223.93
Change in Accrual	-11.15	16,787.00
Cost Adjustments	-861.35	-6,607.05
Net Change in Unrealized Gain/Loss	69,526.42	406,898.76
<b>Market Value on Aug 31, 2024</b>	<b>\$12,417,521.75</b>	<b>\$12,417,521.75</b>



Portfolio Analysis - **DORALCITYTRANSP**

**Geographic Concentration**

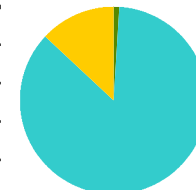
	Market Value (\$)	Percent
■ US	11,940,408.50	95%
■ Canada	223,783.85	2%
■ Europe Ex UK	91,140.30	1%
■ Japan	86,261.35	1%
■ Asia Ex Japan	75,927.75	1%
<b>Total of Your Portfolio</b>	<b>\$12,417,521.75</b>	<b>100%</b>



The data in the quadrant above represents the concentration of assets in your portfolio by geographic region. Source: Bloomberg, Extel, ICE

**Bond Maturity**

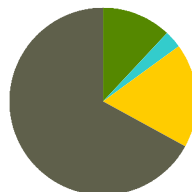
	Market Value (\$)	Percent
■ Less than 1 Year	113,879.11	1%
■ 1 to 3 Years	10,411,960.31	86%
■ 3 to 5 Years	1,625,640.93	13%
■ 7 to 10 Years	23,402.25	0%
■ Over 30 Years	33,638.28	0%
<b>Total of Your Portfolio</b>	<b>\$12,208,520.88</b>	<b>100%</b>



The data in the quadrant above represents the concentration of bonds in your portfolio by maturity date. Source: Bloomberg, Extel, ICE

**Bond Quality Ratings**

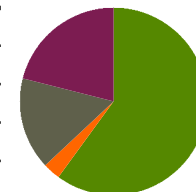
	Market Value (\$)	Percent
■ AAA	1,461,533.42	12%
■ AA	335,621.98	3%
■ A	2,215,703.21	18%
■ BBB	34,517.22	0%
■ All Others	8,161,145.05	67%
<b>Total of Your Portfolio</b>	<b>\$12,208,520.88</b>	<b>100%</b>



The data in the quadrant above represents the concentration of bonds in your portfolio by S&P credit rating. Source: ICE

**Fixed Income Sector Analysis**

	Market Value (\$)	Percent
■ US Government	7,264,285.95	60%
■ Agency MBS	23,402.25	0%
■ CMO	33,638.28	0%
■ CMBS	308,304.58	3%
■ Consumer ABS	1,931,883.04	16%
■ Commercial ABS	31,477.23	0%
■ US Credit	2,615,529.55	21%
<b>Total of Your Portfolio</b>	<b>\$12,208,520.88</b>	<b>100%</b>



The data in the quadrant above represents the concentration of bonds in your portfolio by fixed income sector. Source: RIM Fixed Income Investment

Portfolio Holdings on August 31, 2024

	Number of Shares	Share price	Market Value	Accrued Income	Cost Basis / Unrealized G/L	Est. Ann. Inc. /Yield at Market	% of Account
<b>Cash and Equivalents</b>							
<i>Cash Equivalents</i>							
Fidelity Government Portfolio (CUSIP:316175108)	107,072.76	1.00	107,072.76	296.10	107,072.76 0.00	5,684.49 5.31%	0.86%
<b>Total Cash Equivalents</b>			<b>\$107,072.76</b>	<b>\$296.10</b>	<b>\$107,072.76</b> <b>\$0.00</b>	<b>\$5,684.49</b> <b>5.31%</b>	<b>0.86%</b>
<i>Accrued Income</i>							
Ending Accrual	0.00	1.00	101,928.11	0.00	101,928.11 0.00	0.00	0.82%
<b>Total Accrued Income</b>			<b>\$101,928.11</b>	<b>\$0.00</b>	<b>\$101,928.11</b> <b>\$0.00</b>	<b>\$0.00</b>	<b>0.82%</b>
<b>Total Cash and Equivalents</b>			<b>\$209,000.87</b>	<b>\$296.10</b>	<b>\$209,000.87</b> <b>\$0.00</b>	<b>\$5,684.49</b> <b>2.72%</b>	<b>1.68%</b>
<b>Fixed Income</b>							
<i>US Government</i>							
United States Treasury Note/Bond 3.625% 15 May 2026 (CUSIP:91282CHB0)	535,000.00	99.336	531,447.60	5,744.34	529,545.51 1,902.09	19,393.75 3.65%	4.28%
United States Treasury Note/Bond 3.75% 15 Apr 2026 (CUSIP:91282CGV7)	585,000.00	99.523	582,209.55	8,331.45	583,106.45 -896.90	21,937.50 3.77%	4.69%
United States Treasury Note/Bond 3.875% 15 Jan 2026 (CUSIP:91282CGE5)	370,000.00	99.613	368,568.10	1,870.11	369,089.45 -521.35	14,337.50 3.89%	2.97%
United States Treasury Note/Bond 4.125% 15 Feb 2027 (CUSIP:91282CKA8)	305,000.00	100.621	306,894.05	581.20	303,212.89 3,681.16	12,581.25 4.10%	2.47%
United States Treasury Note/Bond 4.125% 15 Jun 2026 (CUSIP:91282CHH7)	230,000.00	100.207	230,476.10	2,021.93	228,409.77 2,066.33	9,487.50 4.12%	1.86%

## Portfolio Holdings on August 31, 2024 (continued)

	Number of Shares	Share price	Market Value	Accrued Income	Cost Basis / Unrealized G/L	Est. Ann. Inc. /Yield at Market	% of Account
<i>US Government (continued)</i>							
United States Treasury Note/Bond 4% 15 Dec 2025 (CUSIP:91282CGA3)	365,000.00	99.723	363,988.95	3,111.48	363,146.48 842.47	14,600.00 4.01%	2.93%
United States Treasury Note/Bond 4% 15 Feb 2026 (CUSIP:91282CGL9)	505,000.00	99.836	504,171.80	933.15	497,774.93 6,396.87	20,200.00 4.01%	4.06%
United States Treasury Note/Bond 4% 15 Jan 2027 (CUSIP:91282CJT9)	405,000.00	100.301	406,219.05	2,113.04	405,336.28 882.77	16,200.00 3.99%	3.27%
United States Treasury Note/Bond 4.25% 15 Mar 2027 (CUSIP:91282CKE0)	220,000.00	101.016	222,235.20	4,319.29	218,427.34 3,807.86	9,350.00 4.21%	1.79%
United States Treasury Note/Bond 4.25% 15 Oct 2025 (CUSIP:91282CFP1)	115,000.00	99.938	114,928.70	1,856.18	114,166.40 762.30	4,887.50 4.25%	0.93%
United States Treasury Note/Bond 4.375% 15 Aug 2026 (CUSIP:91282CHU8)	665,000.00	100.805	670,353.25	1,344.00	663,621.24 6,732.01	29,093.75 4.34%	5.38%
United States Treasury Note/Bond 4.375% 15 Dec 2026 (CUSIP:91282CJP7)	635,000.00	101.078	641,845.30	5,920.59	639,196.50 2,648.80	27,781.25 4.33%	5.17%
United States Treasury Note/Bond 4.5% 15 Apr 2027 (CUSIP:91282CKJ9)	360,000.00	101.652	365,947.20	6,152.46	357,426.56 8,520.64	16,200.00 4.43%	2.95%
United States Treasury Note/Bond 4.5% 15 Jul 2026 (CUSIP:91282CHM6)	455,000.00	100.926	459,213.30	2,670.65	454,146.88 5,066.42	20,475.00 4.46%	3.70%
United States Treasury Note/Bond 4.5% 15 May 2027 (CUSIP:91282CKR1)	300,000.00	101.695	305,085.00	3,998.64	299,531.25 5,553.75	13,500.00 4.42%	2.46%

## Portfolio Holdings on August 31, 2024 (continued)

	Number of Shares	Share price	Market Value	Accrued Income	Cost Basis / Unrealized G/L	Est. Ann. Inc. /Yield at Market	% of Account
<i>US Government (continued)</i>							
United States Treasury Note/Bond 4.5% 15 Nov 2025 (CUSIP:91282CFW6)	340,000.00	100.285	340,969.00	4,531.79	341,839.19 -870.19	15,300.00 4.49%	2.75%
United States Treasury Note/Bond 4.625% 15 Jun 2027 (CUSIP:91282CKV2)	340,000.00	102.156	347,330.40	3,351.23	340,278.91 7,051.49	15,725.00 4.53%	2.80%
United States Treasury Note/Bond 4.625% 15 Nov 2026 (CUSIP:91282CJK8)	385,000.00	101.52	390,852.00	5,274.13	387,743.70 3,108.30	17,806.25 4.56%	3.15%
United States Treasury Note/Bond 4.625% 15 Oct 2026 (CUSIP:91282CJC6)	90,000.00	101.426	91,283.40	1,580.84	89,880.47 1,402.93	4,162.50 4.56%	0.74%
United States Treasury Note/Bond 4.625% 15 Sep 2026 (CUSIP:91282CHY0)	20,000.00	101.34	20,268.00	427.31	19,857.03 410.97	925.00 4.56%	0.16%
<b>Total US Government</b>			<b>\$7,264,285.95</b>	<b>\$66,133.81</b>	<b>\$7,205,737.23</b> <b>\$58,548.72</b>	<b>\$303,943.75</b> <b>4.18%</b>	<b>58.51%</b>
<i>Agency MBS</i>							
Fannie Mae Pool FN BM4614 3% 01 Mar 2033 (CUSIP:3140J9DU2)	9,366.77	96.686	9,056.36	23.42	9,672.08 -615.72	281.00 3.10%	0.07%
Fannie Mae Pool FN FM4174 3% 01 Nov 2032 (CUSIP:3140X7T82)	14,702.12	97.577	14,345.89	36.76	15,307.29 -961.40	441.06 3.07%	0.12%
<b>Total Agency MBS</b>			<b>\$23,402.25</b>	<b>\$60.18</b>	<b>\$24,979.37</b> <b>-\$1,577.12</b>	<b>\$722.06</b> <b>3.09%</b>	<b>0.19%</b>

## Portfolio Holdings on August 31, 2024 (continued)

	Number of Shares	Share price	Market Value	Accrued Income	Cost Basis / Unrealized G/L	Est. Ann. Inc. /Yield at Market	% of Account
<b>CMO</b>							
Government National Mortgage Association GNR 2014-H19 HA 3% 20 Sep 2064 (CUSIP:38375UPV6)	4,581.71	97.5801	4,470.84	11.45	4,635.99 -165.15	137.45 3.07%	0.04%
Government National Mortgage Association GNR 2019-H12 JA 2.5% 20 Jul 2069 (CUSIP:38380LXE8)	13,243.52	97.7063	12,939.75	27.59	13,254.58 -314.83	331.09 2.56%	0.10%
Government National Mortgage Association GNR 2020-H02 DA 2.25% 20 Dec 2069 (CUSIP:38380LV67)	16,687.51	97.2446	16,227.69	31.29	16,701.85 -474.16	375.47 2.31%	0.13%
<b>Total CMO</b>			<b>\$33,638.28</b>	<b>\$70.33</b>	<b>\$34,592.42</b> <b>-\$954.14</b>	<b>\$844.01</b> <b>2.51%</b>	<b>0.27%</b>
<b>CMBS</b>							
CarMax Auto Owner Trust 2021-4 CARMX 2021-4 A3 0.56% 15 Sep 2026 (CUSIP:14317JAD9)	7,194.09	97.9728	7,048.25	1.79	7,193.26 -145.01	40.29 0.57%	0.06%
Daimler Trucks Retail Trust 2022-1 DTRT 2022-1 A3 5.23% 17 Feb 2026 (CUSIP:233869AC0)	30,378.57	99.9823	30,373.20	70.61	30,376.55 -3.35	1,588.80 5.23%	0.24%
Ford Credit Auto Owner Trust 2022-A FORDO 2022-A A3 1.29% 15 Jun 2026 (CUSIP:345286AC2)	10,906.92	98.5426	10,747.96	6.25	10,905.62 -157.66	140.70 1.31%	0.09%
Freddie Mac Multifamily Structured Pass Through Certificates FHMS K058 A1 2.34% 25 Jul 2026 (CUSIP:3137BSP64)	45,055.17	97.3862	43,877.51	87.86	42,746.09 1,131.42	1,054.29 2.40%	0.35%
Freddie Mac Multifamily Structured Pass Through Certificates FHMS K082 A1 3.92% 25 May 2028 (CUSIP:3137FJKD0)	57,184.89	99.1015	56,671.11	186.80	55,317.45 1,353.66	2,241.65 3.96%	0.46%

Portfolio Holdings on August 31, 2024 (continued)

	Number of Shares	Share price	Market Value	Accrued Income	Cost Basis / Unrealized G/L	Est. Ann. Inc. /Yield at Market	% of Account
<b>CMBS (continued)</b>							
Freddie Mac Multifamily Structured Pass Through Certificates FHMS K736 A2 2.282% 25 Jul 2026 (CUSIP:3137FNWX4)	65,000.00	96.5163	62,735.58	123.61	60,310.35 2,425.23	1,483.30 2.36%	0.51%
GM Financial Consumer Automobile Receivables Trust 2022-1 GMCAR 2022-1 A3 1.26% 16 Nov 2026 (CUSIP:380146AC4)	11,092.90	98.3089	10,905.31	5.82	11,091.94 -186.63	139.77 1.28%	0.09%
GM Financial Consumer Automobile Receivables Trust 2022-2 GMCAR 2022-2 A3 3.1% 16 Feb 2027 (CUSIP:362585AC5)	19,484.40	98.7753	19,245.78	25.17	19,480.32 -234.54	604.02 3.14%	0.15%
John Deere Owner Trust 2022-C JDOT 2022-C A3 5.09% 15 Jun 2027 (CUSIP:47800BAC2)	66,636.91	100.0945	66,699.88	150.75	66,631.74 68.14	3,391.82 5.09%	0.53%
<b>Total CMBS</b>			<b>\$308,304.58</b>	<b>\$658.66</b>	<b>\$304,053.32</b> <b>\$4,251.26</b>	<b>\$10,684.64</b> <b>3.47%</b>	<b>2.48%</b>
<b>Consumer ABS</b>							
Ally Auto Receivables Trust 2022-1 ALLYA 2022-1 A3 3.31% 15 Nov 2026 (CUSIP:02008JAC0)	39,195.24	99.1745	38,871.68	57.66	39,187.65 -315.97	1,297.36 3.34%	0.31%
Ally Auto Receivables Trust 2023-1 ALLYA 2023-1 A3 5.46% 15 May 2028 (CUSIP:02007WAC2)	120,000.00	100.9825	121,178.95	291.20	119,137.50 2,041.45	6,552.00 5.41%	0.98%
American Express Credit Account Master Trust AMXCA 2023-3 A 5.3% 15 Sep 2028 (CUSIP:02582JKD1)	100,000.00	101.8892	101,889.16	232.44	99,995.53 1,893.63	5,230.00 5.13%	0.82%
Bank of America Auto Trust 2023-1 BAAT 2023-1A A3 5.53% 15 Feb 2028 (CUSIP:06428AAC2)	45,000.00	101.0215	45,459.66	110.60	44,998.29 461.37	2,488.50 5.47%	0.37%

## Portfolio Holdings on August 31, 2024 (continued)

	Number of Shares	Share price	Market Value	Accrued Income	Cost Basis / Unrealized G/L	Est. Ann. Inc. /Yield at Market	% of Account
<i>Consumer ABS (continued)</i>							
Bank of America Auto Trust 5.74% 15 Jun 2028 (CUSIP:06054YAC1)	90,000.00	101.7019	91,531.70	229.60	89,998.37 1,533.33	5,166.00 5.64%	0.74%
BMW Vehicle Owner Trust 2022-A BMWOT 2022-A A3 3.21% 25 Aug 2026 (CUSIP:05602RAD3)	15,563.62	99.0667	15,418.36	8.33	15,562.82 -144.46	499.59 3.24%	0.12%
BMW Vehicle Owner Trust 2023-A BMWOT 2023-A A3 5.47% 25 Feb 2028 (CUSIP:05592XAD2)	20,000.00	100.9938	20,198.76	18.23	19,996.46 202.30	1,094.00 5.42%	0.16%
Capital One Prime Auto Receivables Trust 2022-1 COPAR 2022-1 A3 3.17% 15 Apr 2027 (CUSIP:14043QAC6)	25,470.62	98.7113	25,142.39	35.89	25,465.05 -322.66	807.42 3.21%	0.20%
Capital One Prime Auto Receivables Trust 2022-2 COPAR 2022-2 A3 3.66% 17 May 2027 (CUSIP:14043GAD6)	31,672.97	99.0227	31,363.44	51.52	31,670.70 -307.26	1,159.23 3.70%	0.25%
CarMax Auto Owner Trust 2021-1 CARMX 2021-1 A3 0.34% 15 Dec 2025 (CUSIP:14316NAC3)	866.06	99.7843	864.19	0.13	865.89 -1.70	2.94 0.34%	0.01%
CarMax Auto Owner Trust 2021-3 CARMX 2021-3 A3 0.55% 15 Jun 2026 (CUSIP:14317DAC4)	8,323.63	98.2402	8,177.15	2.03	8,322.26 -145.11	45.78 0.56%	0.07%
CarMax Auto Owner Trust 2022-2 CARMX 2022-2 A3 3.49% 16 Feb 2027 (CUSIP:14317HAC5)	26,508.06	98.9973	26,242.27	41.12	26,504.03 -261.76	925.13 3.53%	0.21%
CarMax Auto Owner Trust 2022-4 CARMX 2022-4 A3 5.34% 16 Aug 2027 (CUSIP:14318UAD3)	87,687.90	100.3407	87,986.64	208.11	87,667.33 319.31	4,682.53 5.32%	0.71%

## Portfolio Holdings on August 31, 2024 (continued)

	Number of Shares	Share price	Market Value	Accrued Income	Cost Basis / Unrealized G/L	Est. Ann. Inc. /Yield at Market	% of Account
<i>Consumer ABS (continued)</i>							
Chase Auto Owner Trust 2024-1 CHAOT 2024-1A A3 5.13% 25 May 2029 (CUSIP:16144BAC2)	25,000.00	101.4046	25,351.15	21.38	24,998.34 352.81	1,282.50 5.06%	0.20%
Chase Issuance Trust CHAIT 2023-A1 A 5.16% 15 Sep 2028 (CUSIP:161571HT4)	100,000.00	101.6748	101,674.77	229.33	99,972.28 1,702.49	5,160.00 5.08%	0.82%
CNH Equipment Trust 2022-A CNH 2022-A A3 2.94% 15 Jul 2027 (CUSIP:12660DAC1)	28,921.81	98.2681	28,420.90	37.79	28,919.66 -498.76	850.30 2.99%	0.23%
Discover Card Execution Note Trust DCENT 2022-A2 A 3.32% 15 May 2027 (CUSIP:254683CS2)	80,000.00	98.8249	79,059.90	118.04	79,993.50 -933.60	2,656.00 3.36%	0.64%
Discover Card Execution Note Trust DCENT 2022-A3 A3 3.56% 15 Jul 2027 (CUSIP:254683CW3)	75,000.00	98.9099	74,182.44	118.67	74,990.69 -808.25	2,670.00 3.60%	0.60%
Fifth Third Auto Trust 2023-1 FITAT 2023-1 A3 5.53% 15 Aug 2028 (CUSIP:31680EAD3)	70,000.00	101.0671	70,746.96	172.04	69,995.66 751.30	3,871.00 5.47%	0.57%
Ford Credit Auto Owner Trust 2023-A FORDO 2023-A A3 4.65% 15 Feb 2028 (CUSIP:344928AD8)	30,000.00	99.8891	29,966.72	62.00	29,996.87 -30.15	1,395.00 4.66%	0.24%
GM Financial Consumer Automobile Receivables Trust 2023-2 GMCAR 2023-2 A3 4.47% 16 Feb 2028 (CUSIP:362583AD8)	30,000.00	99.7163	29,914.88	55.88	29,999.18 -84.30	1,341.00 4.48%	0.24%
GM Financial Consumer Automobile Receivables Trust 2024-1 GMCAR 2024-1 A3 4.85% 18 Dec 2028 (CUSIP:36268GAD7)	10,000.00	100.8101	10,081.01	20.21	9,997.99 83.02	485.00 4.81%	0.08%



## Portfolio Holdings on August 31, 2024 (continued)

	Number of Shares	Share price	Market Value	Accrued Income	Cost Basis / Unrealized G/L	Est. Ann. Inc. /Yield at Market	% of Account
<i>Consumer ABS (continued)</i>							
Harley-Davidson Motorcycle Trust 2022-A HDMOT 2022-A A3 3.06% 15 Feb 2027 (CUSIP:41284YAD8)	20,628.11	99.0373	20,429.52	28.05	20,624.67 -195.15	631.22 3.09%	0.16%
Honda Auto Receivables 2021-3 Owner Trust HAROT 2021-3 A3 0.41% 18 Nov 2025 (CUSIP:43815EAC8)	3,409.70	98.9737	3,374.70	0.50	3,409.64 -34.94	13.98 0.41%	0.03%
Honda Auto Receivables 2021-4 Owner Trust HAROT 2021-4 A3 0.88% 21 Jan 2026 (CUSIP:43815GAC3)	4,701.82	98.3913	4,626.18	1.15	4,700.82 -74.64	41.38 0.89%	0.04%
Honda Auto Receivables 2022-1 Owner Trust HAROT 2022-1 A3 1.88% 15 May 2026 (CUSIP:43815BAC4)	28,148.76	98.4434	27,710.60	0.00	28,144.52 -433.92	0.03 0.00%	0.22%
Honda Auto Receivables 2023-2 Owner Trust HAROT 2023-2 A3 4.93% 15 Nov 2027 (CUSIP:437927AC0)	40,000.00	100.294	40,117.60	87.64	39,993.52 124.08	1,972.00 4.92%	0.32%
Honda Auto Receivables 2023-4 Owner Trust HAROT 2023-4 A3 5.67% 21 Jun 2028 (CUSIP:438123AC5)	20,000.00	101.9298	20,385.95	31.50	19,996.48 389.47	1,134.00 5.56%	0.16%
Honda Auto Receivables 2024-1 Owner Trust HAROT 2024-1 A3 5.21% 15 Aug 2028 (CUSIP:437918AC9)	70,000.00	101.2104	70,847.27	162.09	69,996.96 850.31	3,647.00 5.15%	0.57%
Hyundai Auto Receivables Trust 2022-A HART 2022-A A3 2.22% 15 Oct 2026 (CUSIP:448977AD0)	34,043.84	98.5059	33,535.19	33.59	34,042.53 -507.34	755.77 2.25%	0.27%

## Portfolio Holdings on August 31, 2024 (continued)

	Number of Shares	Share price	Market Value	Accrued Income	Cost Basis / Unrealized G/L	Est. Ann. Inc. /Yield at Market	% of Account
<i>Consumer ABS (continued)</i>							
Hyundai Auto Receivables Trust 2023-B HART 2023-B A3 5.48% 17 Apr 2028 (CUSIP:44933XAD9)	25,000.00	101.2332	25,308.31	60.89	24,998.92 309.39	1,370.00 5.41%	0.20%
Hyundai Auto Receivables Trust 2023-C HART 2023-C A3 5.54% 16 Oct 2028 (CUSIP:44918CAD4)	35,000.00	101.9227	35,672.96	86.18	34,995.40 677.56	1,939.00 5.44%	0.29%
Hyundai Auto Receivables Trust 2024-B HART 2024-B A3 4.84% 15 Mar 2029 (CUSIP:44934QAD3)	40,000.00	101.0652	40,426.06	86.04	39,993.96 432.10	1,936.00 4.79%	0.33%
John Deere Owner Trust 2022 JDOT 2022-A A3 2.32% 15 Sep 2026 (CUSIP:47787JAC2)	20,897.78	98.5468	20,594.09	21.55	20,893.16 -299.07	484.83 2.35%	0.17%
John Deere Owner Trust 2024-B JDOT 2024-B A3 5.2% 15 Mar 2029 (CUSIP:47786WAD2)	40,000.00	102.0385	40,815.38	92.44	39,992.18 823.20	2,080.00 5.10%	0.33%
John Deere Owner Trust 2024 JDOT 2024-A A3 4.96% 15 Nov 2028 (CUSIP:47800RAD5)	20,000.00	101.2217	20,244.34	44.09	19,998.88 245.46	992.00 4.90%	0.16%
Mercedes-Benz Auto Receivables Trust 2022-1 MBART 2022-1 A3 5.21% 16 Aug 2027 (CUSIP:58768PAC8)	91,985.20	100.2062	92,174.83	213.00	91,967.00 207.83	4,792.43 5.20%	0.74%
Mercedes-Benz Auto Receivables Trust 2023-2 MBART 2023-2 A3 5.95% 15 Nov 2028 (CUSIP:58769FAC9)	35,000.00	102.3034	35,806.19	92.56	34,997.01 809.18	2,082.50 5.82%	0.29%
Nissan Auto Receivables 2023-B Owner Trust NAROT 2023-B A3 5.93% 15 Mar 2028 (CUSIP:65480MAD5)	25,000.00	101.76	25,439.99	65.89	24,994.93 445.06	1,482.50 5.83%	0.20%

## Portfolio Holdings on August 31, 2024 (continued)

	Number of Shares	Share price	Market Value	Accrued Income	Cost Basis / Unrealized G/L	Est. Ann. Inc. /Yield at Market	% of Account
<i>Consumer ABS (continued)</i>							
Toyota Auto Receivables 2022-C Owner Trust TAOT 2022-C A3 3.76% 15 Apr 2027 (CUSIP:89231CAD9)	23,250.35	99.1938	23,062.91	38.85	23,246.46 -183.55	874.21 3.79%	0.19%
Toyota Auto Receivables 2023-B Owner Trust TAOT 2023-B A3 4.71% 15 Feb 2028 (CUSIP:891941AD8)	45,000.00	100.013	45,005.85	94.20	44,997.48 8.37	2,119.50 4.71%	0.36%
Toyota Auto Receivables 2023-D Owner Trust TAOT 2023-D A3 5.54% 15 Aug 2028 (CUSIP:89239FAD4)	25,000.00	102.029	25,507.26	65.44	24,997.31 509.95	1,472.50 5.77%	0.21%
Toyota Auto Receivables 2024-A Owner Trust TAOT 2024-A A3 4.83% 16 Oct 2028 (CUSIP:89238DAD0)	25,000.00	100.6069	25,151.73	53.67	24,995.00 156.73	1,207.50 4.80%	0.20%
Toyota Auto Receivables 2024-C Owner Trust TAOT 2024-C A3 4.88% 15 Mar 2029 (CUSIP:89237QAD2)	50,000.00	101.1913	50,595.63	108.44	49,999.97 595.66	2,440.00 4.82%	0.41%
USAA Auto Owner Trust 2023-A USAOT 2023-A A3 5.58% 15 May 2028 (CUSIP:90291VAC4)	80,000.00	100.9633	80,770.63	198.40	79,986.00 784.63	4,464.00 5.53%	0.65%
World Omni Auto Receivables Trust 2024-A WOART 2024-A A3 4.86% 15 Mar 2029 (CUSIP:98164RAD8)	60,000.00	100.928	60,556.79	129.60	59,992.09 564.70	2,916.00 4.82%	0.49%
<b>Total Consumer ABS</b>			<b>\$1,931,883.04</b>	<b>\$3,917.96</b>	<b>\$1,920,190.94</b> <b>\$11,692.10</b>	<b>\$90,509.63</b> <b>4.69%</b>	<b>15.56%</b>

## Portfolio Holdings on August 31, 2024 (continued)

	Number of Shares	Share price	Market Value	Accrued Income	Cost Basis / Unrealized G/L	Est. Ann. Inc. /Yield at Market	% of Account
<b>Commercial ABS</b>							
CNH Equipment Trust 2021-C CNH 2021-C A3 0.81% 15 Dec 2026 (CUSIP:12598LAC0)	6,404.96	97.8592	6,267.84	2.31	6,404.21 -136.37	51.88 0.83%	0.05%
CNH Equipment Trust 4.77% 15 Jun 2029 (CUSIP:18978FAC0)	25,000.00	100.8376	25,209.39	53.00	24,994.09 215.30	1,192.50 4.73%	0.20%
<b>Total Commercial ABS</b>			<b>\$31,477.23</b>	<b>\$55.31</b>	<b>\$31,398.30</b> <b>\$78.93</b>	<b>\$1,244.38</b> <b>3.95%</b>	<b>0.25%</b>
<b>US Credit</b>							
3M Co 2% 14 Feb 2025 (CUSIP:88579YBH3)	35,000.00	98.6206	34,517.22	33.06	35,207.11 -689.89	700.00 2.03%	0.28%
Adobe Inc 4.85% 04 Apr 2027 (CUSIP:00724PAE9)	35,000.00	101.626	35,569.10	693.15	34,982.50 586.60	1,697.50 4.77%	0.29%
American Honda Finance Corp 5.25% 07 Jul 2026 (CUSIP:02665WEK3)	85,000.00	101.4839	86,261.35	669.38	84,745.65 1,515.70	4,462.50 5.17%	0.69%
AstraZeneca Finance LLC 4.8 26 Feb 2027 (CUSIP:04636NAK9)	40,000.00	101.367	40,546.80	26.67	39,932.80 614.00	1,920.00 4.74%	0.33%
BA Credit Card Trust BACCT 2022-A1 A1 3.53% 15 Nov 2027 (CUSIP:05522RDE5)	30,000.00	98.9571	29,687.14	47.07	29,998.13 -310.99	1,059.00 3.57%	0.24%
Bank of America Corp Variable .981% 25 Sep 2025 (CUSIP:06051GJG5)	120,000.00	99.701	119,641.20	510.12	119,173.20 468.00	1,177.20 0.98%	0.95%
Bank Of Montreal 5.92% 25 Sep 2025 (CUSIP:06368LWT9)	60,000.00	101.248	60,748.80	1,539.20	60,000.00 748.80	3,552.00 5.85%	0.49%
Bank of New York Mellon Corp/The Variable 4.89% 21 Jul 2028 (CUSIP:06406RBX4)	80,000.00	101.099	80,879.20	423.80	80,000.00 879.20	3,912.00 4.84%	0.65%

**Portfolio Holdings on August 31, 2024 (continued)**

	Number of Shares	Share price	Market Value	Accrued Income	Cost Basis / Unrealized G/L	Est. Ann. Inc. /Yield at Market	% of Account
<i>US Credit (continued)</i>							
BlackRock Funding Inc 4.6% 26 Jul 2027 (CUSIP:09290DAH4)	55,000.00	101.4242	55,783.28	245.97	54,998.35 784.93	2,530.00 4.54%	0.45%
BMW US Capital LLC 4.9% 02 Apr 2027 (CUSIP:05565ECH6)	90,000.00	101.267	91,140.30	1,825.25	89,892.90 1,247.40	4,410.00 4.84%	0.73%
BP Cap Markets America 5.017% 17 Nov 2027 (CUSIP:10373QBY5)	70,000.00	102.1665	71,516.53	1,014.55	70,000.00 1,516.53	3,511.90 4.91%	0.58%
BrightHouse Fin Gbl Fund 5.55% 09 Apr 2027 (CUSIP:10921U2J6)	50,000.00	101.302	50,651.00	1,079.17	49,985.00 666.00	2,775.00 5.48%	0.41%
Bristol-Myers Squibb Co 4.9% 22 Feb 2027 (CUSIP:110122EE4)	15,000.00	101.5933	15,239.00	18.38	14,983.80 255.20	735.00 4.82%	0.12%
Canadian Imperial Bank of Commerce 5.237% 28 Jun 2027 (CUSIP:13607L8C0)	25,000.00	102.17	25,542.50	229.12	25,000.00 542.50	1,309.25 5.13%	0.21%
Canadian Imperial Bank of Commerce 5.926% 02 Oct 2026 (CUSIP:13607LWT6)	45,000.00	102.809	46,264.05	1,103.72	45,000.00 1,264.05	2,666.70 5.76%	0.37%
Caterpillar Financial Services Corp 4.8% 06 Jan 2026 (CUSIP:14913R3B1)	85,000.00	100.5084	85,432.17	623.33	84,978.75 453.42	4,080.00 4.78%	0.69%
Cintas Corp No 2 3.45% 01 May 2025 (CUSIP:17252MAP5)	25,000.00	98.919	24,729.75	287.50	24,994.50 -264.75	862.50 3.49%	0.20%
Cisco Systems Inc 4.8% 26 Feb 2027 (CUSIP:17275RBQ4)	55,000.00	101.62	55,891.00	36.67	54,928.50 962.50	2,640.00 4.72%	0.45%
Eli Lilly & Co 4.5% 09 Feb 2027 (CUSIP:532457CJ5)	55,000.00	100.8912	55,490.18	151.25	54,970.85 519.33	2,475.00 4.46%	0.45%

## Portfolio Holdings on August 31, 2024 (continued)

	Number of Shares	Share price	Market Value	Accrued Income	Cost Basis / Unrealized G/L	Est. Ann. Inc. /Yield at Market	% of Account
<i>US Credit (continued)</i>							
Goldman Sachs Bank USA/New York NY Variable 5.414% 21 May 2027 (CUSIP:38151LAG5)	70,000.00	101.128	70,789.60	1,052.72	70,000.00 789.60	3,789.80 5.35%	0.57%
Home Depot Inc/The 4.95% 30 Sep 2026 (CUSIP:437076CV2)	20,000.00	101.45	20,290.00	415.25	19,956.20 333.80	990.00 4.88%	0.16%
Honeywell International 4.65% 30 Jul 2027 (CUSIP:438516CX2)	55,000.00	101.326	55,729.30	213.13	54,998.35 730.95	2,557.50 4.59%	0.45%
Hormel Foods Corp 4.8% 30 Mar 2027 (CUSIP:440452AK6)	80,000.00	101.3557	81,084.55	1,845.33	80,455.40 629.15	3,840.00 4.74%	0.65%
John Deere Capital Corp 4.85% 05 Mar 2027 (CUSIP:24422EXM6)	70,000.00	101.5109	71,057.62	1,640.92	69,934.90 1,122.72	3,395.00 4.78%	0.57%
JPMorgan Chase & Co Variable 4.08% 26 Apr 2026 (CUSIP:46647PCZ7)	85,000.00	99.321	84,422.85	1,204.17	85,000.00 -577.15	3,468.00 4.11%	0.68%
JPMorgan Chase & Co Variable 4.979% 22 Jul 2028 (CUSIP:46647PEL6)	60,000.00	101.278	60,766.80	323.64	60,000.00 766.80	2,987.40 4.92%	0.49%
Linde Inc 4.7% 05 Dec 2025 (CUSIP:53522KAB9)	85,000.00	100.1852	85,157.44	954.36	84,908.20 249.24	3,995.00 4.69%	0.69%
Morgan Stanley 4% 23 Jul 2025 (CUSIP:6174468C6)	55,000.00	99.3312	54,632.14	232.22	55,080.94 -448.80	2,200.00 4.03%	0.44%
Morgan Stanley Variable 5.652% 13 Apr 2028 (CUSIP:61747YFP5)	10,000.00	102.651	10,265.10	207.24	10,000.00 265.10	565.20 5.51%	0.08%
National Rural Util Coop 4.8% 05 Feb 2027 (CUSIP:63743HFM9)	90,000.00	101.218	91,096.20	312.00	89,973.00 1,123.20	4,320.00 4.74%	0.73%

**Portfolio Holdings on August 31, 2024 (continued)**

	Number of Shares	Share price	Market Value	Accrued Income	Cost Basis / Unrealized G/L	Est. Ann. Inc. /Yield at Market	% of Account
<i>US Credit (continued)</i>							
New York Life Global Fdg 5.45% 18 Sep 2026 (CUSIP:64953BBF4)	100,000.00	102.094	102,094.00	2,467.64	99,981.00 2,113.00	5,450.00 5.34%	0.82%
Northwestern Mutual GLBL 5.07% 25 Mar 2027 (CUSIP:66815L2R9)	30,000.00	102.158	30,647.40	659.10	29,996.70 650.70	1,521.00 4.96%	0.25%
PACCAR Financial Corp 5% 13 May 2027 (CUSIP:69371RT22)	30,000.00	102.239	30,671.70	450.00	29,976.90 694.80	1,500.00 4.89%	0.25%
Pacific Life Global Fdg li Med 144a Nt 5.5 28 Aug 2026 (CUSIP:6944PL2W8)	15,000.00	101.857	15,278.55	6.87	14,994.75 283.80	825.00 5.40%	0.12%
PepsiCo Inc 5.125% 10 Nov 2026 (CUSIP:713448FW3)	25,000.00	101.963	25,490.75	395.05	24,993.25 497.50	1,281.25 5.03%	0.21%
PNC Financial Services 5.102% 23 Jul 2027 (CUSIP:693475BY0)	60,000.00	100.844	60,506.40	323.13	60,000.00 506.40	3,061.20 5.06%	0.49%
Principal Life Global Funding II 4.6% 19 Aug 2027 (CUSIP:74256LFA2)	10,000.00	100.479	10,047.90	15.33	9,992.20 55.70	460.00 4.58%	0.08%
Principal Life Global Funding II 5% 16 Jan 2027 (CUSIP:74256LEX3)	35,000.00	101.318	35,461.30	218.75	35,044.32 416.98	1,750.00 4.93%	0.29%
State Street Corp Variable 1.746% 06 Feb 2026 (CUSIP:857477BR3)	25,000.00	98.465	24,616.25	30.31	25,000.00 -383.75	436.50 1.77%	0.20%
State Street Corp Variable 5.104% 18 May 2026 (CUSIP:857477CB7)	110,000.00	100.143	110,157.30	1,606.34	110,000.00 157.30	5,614.40 5.10%	0.89%

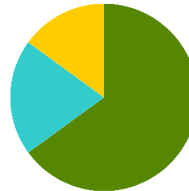
## Portfolio Holdings on August 31, 2024 (continued)

	Number of Shares	Share price	Market Value	Accrued Income	Cost Basis / Unrealized G/L	Est. Ann. Inc. /Yield at Market	% of Account
<i>US Credit (continued)</i>							
State Street Corp Variable 5.751% 04 Nov 2026 (CUSIP:857477BX0)	20,000.00	101.071	20,214.20	373.82	20,000.00 214.20	1,150.20 5.69%	0.16%
Texas Instruments Inc 4.6% 08 Feb 2027 (CUSIP:882508CE2)	55,000.00	101.065	55,585.75	161.64	54,964.80 620.95	2,530.00 4.55%	0.45%
Toronto-Dominion Bank/The 4.98% 05 Apr 2027 (CUSIP:89115A2W1)	90,000.00	101.365	91,228.50	1,817.70	90,000.00 1,228.50	4,482.00 4.91%	0.73%
Toyota Motor Credit Corp 4.55% 07 Aug 2026 (CUSIP:89236TMJ1)	40,000.00	100.3834	40,153.36	111.22	40,008.20 145.16	1,820.00 4.53%	0.32%
Toyota Motor Credit Corp 5% 14 Aug 2026 (CUSIP:89236TKX2)	45,000.00	101.2871	45,579.19	106.25	44,945.55 633.64	2,250.00 4.94%	0.37%
Unitedhealth Group Inc 4.6% 15 Apr 2027 (CUSIP:91324PEY4)	90,000.00	101.1634	91,047.08	1,840.00	89,372.70 1,674.38	4,140.00 4.55%	0.73%
Westpac Banking Corp 5.512% 17 Nov 2025 (CUSIP:961214FL2)	75,000.00	101.237	75,927.75	1,194.27	75,000.00 927.75	4,134.00 5.44%	0.61%
<b>Total US Credit</b>			<b>\$2,615,529.55</b>	<b>\$30,735.76</b>	<b>\$2,588,349.40</b> <b>\$27,180.15</b>	<b>\$120,989.00</b> <b>4.63%</b>	<b>21.06%</b>
<b>Total Fixed Income</b>			<b>\$12,208,520.88</b>	<b>\$101,632.01</b>	<b>\$12,109,300.98</b> <b>\$99,219.90</b>	<b>\$528,937.47</b> <b>4.33%</b>	<b>98.32%</b>
<b>Total For Your Portfolio</b>			<b>\$12,417,521.75</b>	<b>\$101,928.11</b>	<b>\$12,318,301.85</b> <b>\$99,219.90</b>	<b>\$534,621.96</b> <b>4.31%</b>	<b>100.00%</b>



**Purchases**
**Summary**

	Cost	Percent
■ US Government	421,361.72	65%
■ Cash Equivalents	133,758.09	20%
■ US Credit	100,484.90	15%
<b>Total of Your Portfolio</b>	<b>\$655,604.71</b>	<b>100%</b>


**Details**

Trade Date	Settlement Date	Transaction Description	Principal Amount	Income Amount	Cost	Accrued Income
<b>DORALCITYTRANSP</b>						
<b>Purchases</b>						
<i>Fixed Income</i>						
<i>US Government</i>						
August 1, 2024		Purchase 420,000.00 Par Value of United States	-421,361.72		421,361.72	-8,531.25
August 2, 2024		Treasury Note/Bond 4.375% 15 Aug 2026 @ 100.32% Paid Accrued Interest of \$8,531.25, CUSIP 91282CHU8				
<b>Total US Government</b>			<b>-\$421,361.72</b>	<b>\$0.00</b>	<b>\$421,361.72</b>	<b>-\$8,531.25</b>
<i>US Credit</i>						
August 6, 2024		Purchase 10,000.00 Par Value of Toyota Motor	-9,993.80		9,993.80	
August 9, 2024		Credit Corp 4.55% 07 Aug 2026 @ 99.94%, CUSIP 89236TMJ1				
August 7, 2024		Purchase 30,000.00 Par Value of Toyota Motor	-30,014.40		30,014.40	
August 9, 2024		Credit Corp 4.55% 07 Aug 2026 @ 100.05%, CUSIP 89236TMJ1				
August 9, 2024		Purchase 50,000.00 Par Value of Hormel Foods	-50,484.50		50,484.50	-1,026.67
August 12, 2024		Corp 4.8% 30 Mar 2027 @ 100.97% Paid Accrued Interest of \$1,026.67, CUSIP 440452AK6				

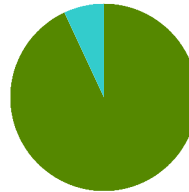
## Purchases (continued)

Trade Date Settlement Date	Transaction Description	Principal Amount	Income Amount	Cost	Accrued Income
<i>US Credit (continued)</i>					
August 12, 2024	Purchase 10,000.00 Par Value of Principal Life	-9,992.20		9,992.20	
August 19, 2024	Global Funding II 4.6% 19 Aug 2027 @ 99.92%, CUSIP 74256LFA2				
<b>Total US Credit</b>		<b>-\$100,484.90</b>	<b>\$0.00</b>	<b>\$100,484.90</b>	<b>-\$1,026.67</b>
<b>Total Fixed Income</b>		<b>-\$521,846.62</b>	<b>\$0.00</b>	<b>\$521,846.62</b>	<b>-\$9,557.92</b>
<b>Total Purchases</b>		<b>-\$521,846.62</b>	<b>\$0.00</b>	<b>\$521,846.62</b>	<b>-\$9,557.92</b>
<b>Cash Sweep Activity</b>					
<i>Cash and Equivalents</i>					
<i>Cash Equivalents</i>					
August 31, 2024	Sweep purchases totaling 133,758.09 units of	-133,758.09		133,758.09	
August 31, 2024	Fidelity Government Portfolio for DORALCITYTRANSP - Capital (21 Transactions), CUSIP 316175108				
<b>Total Cash Equivalents</b>		<b>-\$133,758.09</b>	<b>\$0.00</b>	<b>\$133,758.09</b>	<b>\$0.00</b>
<b>Total Cash and Equivalents</b>		<b>-\$133,758.09</b>	<b>\$0.00</b>	<b>\$133,758.09</b>	<b>\$0.00</b>
<b>Total Cash Sweep Activity</b>		<b>-\$133,758.09</b>	<b>\$0.00</b>	<b>\$133,758.09</b>	<b>\$0.00</b>
<b>Total</b>	<b>DORALCITYTRANSP</b>	<b>-\$655,604.71</b>	<b>\$0.00</b>	<b>\$655,604.71</b>	<b>-\$9,557.92</b>

## Realized Gains and Losses

### Summary

	Realized G/L	Percent
■ US Government	1,086.46	93%
■ CMBS	79.45	7%
■ Commercial ABS	0.10	0%
■ Cash Equivalents	0.00	0.00
■ CMO	-9.45	0.00
■ Agency MBS	-29.87	0.00
■ Consumer ABS	-1,006.41	0.00
■ US Credit	-1,951.70	0.00
<b>Total of Your Portfolio</b>	<b>-\$1,831.42</b>	<b>100%</b>



### Details

Trade Date	Transaction Description	Principal Amount	Income Amount	Cost	Accrued Income	Realized G/L
<b>Settlement Date</b>						
<b>DORALCITYTRANSP</b>						
<b>Corporate Actions/Income</b>						
<i>Fixed Income</i>						
<i>Agency MBS</i>						
August 26, 2024	Principal Payment of 1 USD	572.55				0.00
August 26, 2024	on 60,000.00 Par Value for Fannie Mae Pool FN FM4174 3% 01 Nov 2032 Due On 08/26/24 With Ex Date 08/01/24, CUSIP 3140X7T82					
August 26, 2024	Principal Payment of 572.55	0.00		-596.12		-23.57
August 26, 2024	Current Face on 60,000.00 Par Value for Fannie Mae Pool FN FM4174 3% 01 Nov 2032 Due On 08/26/24 With Ex					

Realized Gains and Losses (continued)

Trade Date Settlement Date	Transaction Description	Principal Amount	Income Amount	Cost	Accrued Income	Realized G/L
<i>Agency MBS (continued)</i>						
	Date 08/01/24, CUSIP 3140X7T82					
August 26, 2024 August 26, 2024	Principal Payment of 1 USD on 35,000.00 Par Value for Fannie Mae Pool FN BM4614 3% 01 Mar 2033 Due On 08/26/24 With Ex Date 08/01/24, CUSIP 3140J9DU2	193.33				0.00
August 26, 2024 August 26, 2024	Principal Payment of 193.33 Current Face on 35,000.00 Par Value for Fannie Mae Pool FN BM4614 3% 01 Mar 2033 Due On 08/26/24 With Ex Date 08/01/24, CUSIP 3140J9DU2	0.00		-199.63		-6.30
<b>Total Agency MBS</b>		<b>\$765.88</b>	<b>\$0.00</b>	<b>-\$795.75</b>	<b>\$0.00</b>	<b>-\$29.87</b>
<i>CMO</i>						
August 20, 2024 August 20, 2024	Principal Payment of 1 USD on 100,000.00 Par Value for Government National Mortgage Association GNR 2014-H19 HA 3% 20 Sep 2064 Due On 08/20/24 With Ex Date 08/01/24, CUSIP 38375UPV6	716.90				0.00
August 20, 2024 August 20, 2024	Principal Payment of 1 USD on 100,000.00 Par Value for Government National Mortgage Association GNR 2019-H12 JA 2.5% 20 Jul 2069 Due On 08/20/24 With Ex Date 08/01/24, CUSIP 38380LXE8	646.80				0.00
August 20, 2024 August 20, 2024	Principal Payment of 716.90 Current Face on 100,000.00 Par Value for Government National Mortgage Association	0.00		-725.39		-8.49

Realized Gains and Losses (continued)

Trade Date Settlement Date	Transaction Description	Principal Amount	Income Amount	Cost	Accrued Income	Realized G/L
<i>CMO (continued)</i>						
	GNR 2014-H19 HA 3% 20 Sep 2064 Due On 08/20/24 With Ex Date 08/01/24, CUSIP 38375UPV6					
August 20, 2024	Principal Payment of 646.80	0.00		-647.34		-0.54
August 20, 2024	Current Face on 100,000.00 Par Value for Government National Mortgage Association GNR 2019-H12 JA 2.5% 20 Jul 2069 Due On 08/20/24 With Ex Date 08/01/24, CUSIP 38380LXE8					
August 20, 2024	Principal Payment of 1 USD	484.72				0.00
August 20, 2024	on 100,000.00 Par Value for Government National Mortgage Association GNR 2020-H02 DA 2.25% 20 Dec 2069 Due On 08/20/24 With Ex Date 08/01/24, CUSIP 38380LV67					
August 20, 2024	Principal Payment of 484.72	0.00		-485.14		-0.42
August 20, 2024	Current Face on 100,000.00 Par Value for Government National Mortgage Association GNR 2020-H02 DA 2.25% 20 Dec 2069 Due On 08/20/24 With Ex Date 08/01/24, CUSIP 38380LV67					
<b>Total CMO</b>		<b>\$1,848.42</b>	<b>\$0.00</b>	<b>-\$1,857.87</b>	<b>\$0.00</b>	<b>-\$9.45</b>
<i>CMBS</i>						
August 15, 2024	Principal Payment of 1 USD	749.52				0.00
August 15, 2024	on 20,000.00 Par Value for CarMax Auto Owner Trust 2021-4 CARMX 2021-4 A3 0.56% 15 Sep 2026 Due On					

**Realized Gains and Losses (continued)**

Trade Date Settlement Date	Transaction Description	Principal Amount	Income Amount	Cost	Accrued Income	Realized G/L
<i>CMBS (continued)</i>						
August 15, 2024 August 15, 2024	08/15/24 With Ex Date 08/15/24, CUSIP 14317JAD9 Principal Payment of 1 USD on 30,000.00 Par Value for Ford Credit Auto Owner Trust 2022-A FORDO 2022-A A3 1.29% 15 Jun 2026 Due On 08/15/24 With Ex Date 08/15/24, CUSIP 345286AC2	1,386.59				0.00
August 15, 2024 August 15, 2024	Principal Payment of 1 USD on 70,000.00 Par Value for John Deere Owner Trust 2022-C JDOT 2022-C A3 5.09% 15 Jun 2027 Due On 08/15/24 With Ex Date 08/15/24, CUSIP 47800BAC2	3,363.09				0.00
August 15, 2024 August 15, 2024	Principal Payment of 749.52 Current Face on 20,000.00 Par Value for CarMax Auto Owner Trust 2021-4 CARMX 2021-4 A3 0.56% 15 Sep 2026 Due On 08/15/24 With Ex Date 08/15/24, CUSIP 14317JAD9	0.00		-749.43		0.09
August 15, 2024 August 15, 2024	Principal Payment of 1,386.59 Current Face on 30,000.00 Par Value for Ford Credit Auto Owner Trust 2022-A FORDO 2022-A A3 1.29% 15 Jun 2026 Due On 08/15/24 With Ex Date 08/15/24, CUSIP 345286AC2	0.00		-1,386.43		0.16
August 15, 2024 August 15, 2024	Principal Payment of 3,363.09 Current Face on 70,000.00 Par Value for John Deere Owner Trust 2022-C	0.00		-3,362.83		0.26

**Realized Gains and Losses (continued)**

<b>Trade Date</b> <b>Settlement Date</b>	<b>Transaction Description</b>	<b>Principal Amount</b>	<b>Income Amount</b>	<b>Cost</b>	<b>Accrued Income</b>	<b>Realized G/L</b>
<i>CMBS (continued)</i>						
	JDOT 2022-C A3 5.09% 15 Jun 2027 Due On 08/15/24 With Ex Date 08/15/24, CUSIP 47800BAC2					
August 15, 2024 August 15, 2024	Principal Payment of 1 USD on 50,000.00 Par Value for Daimler Trucks Retail Trust 2022-1 DTRT 2022-1 A3 5.23% 17 Feb 2026 Due On 08/15/24 With Ex Date 08/15/24, CUSIP 233869AC0	3,963.06				0.00
August 15, 2024 August 15, 2024	Principal Payment of 3,963.06 Current Face on 50,000.00 Par Value for Daimler Trucks Retail Trust 2022-1 DTRT 2022-1 A3 5.23% 17 Feb 2026 Due On 08/15/24 With Ex Date 08/15/24, CUSIP 233869AC0	0.00		-3,962.80		0.26
August 16, 2024 August 16, 2024	Principal Payment of 1 USD on 30,000.00 Par Value for GM Financial Consumer Automobile Receivables Trust 2022-2 GMCAR 2022-2 A3 3.1% 16 Feb 2027 Due On 08/16/24 With Ex Date 08/16/24, CUSIP 362585AC5	1,534.99				0.00
August 16, 2024 August 16, 2024	Principal Payment of 1 USD on 25,000.00 Par Value for GM Financial Consumer Automobile Receivables Trust 2022-1 GMCAR 2022-1 A3 1.26% 16 Nov 2026 Due On 08/16/24 With Ex Date 08/16/24, CUSIP 380146AC4	1,174.05				0.00

Realized Gains and Losses (continued)

Trade Date Settlement Date	Transaction Description	Principal Amount	Income Amount	Cost	Accrued Income	Realized G/L
<i>CMBS (continued)</i>						
August 16, 2024 August 16, 2024	Principal Payment of 1,534.99 Current Face on 30,000.00 Par Value for GM Financial Consumer Automobile Receivables Trust 2022-2 GMCAR 2022-2 A3 3.1% 16 Feb 2027 Due On 08/16/24 With Ex Date 08/16/24, CUSIP 362585AC5	0.00		-1,534.67		0.32
August 16, 2024 August 16, 2024	Principal Payment of 1,174.05 Current Face on 25,000.00 Par Value for GM Financial Consumer Automobile Receivables Trust 2022-1 GMCAR 2022-1 A3 1.26% 16 Nov 2026 Due On 08/16/24 With Ex Date 08/16/24, CUSIP 380146AC4	0.00		-1,173.95		0.10
August 26, 2024 August 26, 2024	Principal Payment of 1 USD on 80,000.00 Par Value for Freddie Mac Multifamily Structured Pass Through Certificates FHMS K082 A1 3.92% 25 May 2028 Due On 08/26/24 With Ex Date 08/01/24, CUSIP 3137FJKDO	906.56				0.00
August 26, 2024 August 26, 2024	Principal Payment of 1 USD on 125,000.00 Par Value for Freddie Mac Multifamily Structured Pass Through Certificates FHMS K058 A1 2.34% 25 Jul 2026 Due On 08/26/24 With Ex Date 08/01/24, CUSIP 3137BSP64	1,551.83				0.00
August 26, 2024 August 26, 2024	Principal Payment of 906.56 Current Face on 80,000.00	0.00		-882.69		23.87



**Realized Gains and Losses (continued)**

Trade Date Settlement Date	Transaction Description	Principal Amount	Income Amount	Cost	Accrued Income	Realized G/L
<i>CMBS (continued)</i>						
	Par Value for Freddie Mac Multifamily Structured Pass Through Certificates FHMS K082 A1 3.92% 25 May 2028 Due On 08/26/24 With Ex Date 08/01/24, CUSIP 3137FJKD0					
August 26, 2024 August 26, 2024	Principal Payment of 1,551.83 Current Face on 125,000.00 Par Value for Freddie Mac Multifamily Structured Pass Through Certificates FHMS K058 A1 2.34% 25 Jul 2026 Due On 08/26/24 With Ex Date 08/01/24, CUSIP 3137BSP64	0.00		-1,497.44		54.39
<b>Total CMBS</b>		<b>\$14,629.69</b>	<b>\$0.00</b>	<b>-\$14,550.24</b>	<b>\$0.00</b>	<b>\$79.45</b>
<i>Consumer ABS</i>						
August 15, 2024 August 15, 2024	Principal Payment of 1 USD on 50,000.00 Par Value for Carmax Auto Owner Trust 2021-1 CARMX 2021-1 A3 0.34% 15 Dec 2025 Due On 08/15/24 With Ex Date 08/15/24, CUSIP 14316NAC3	1,485.20				0.00
August 15, 2024 August 15, 2024	Principal Payment of 1 USD on 90,000.00 Par Value for Carmax Auto Owner Trust 2022-4 CARMX 2022-4 A3 5.34% 16 Aug 2027 Due On 08/15/24 With Ex Date 08/15/24, CUSIP 14318UAD3	2,312.10				0.00
August 15, 2024 August 15, 2024	Principal Payment of 1 USD on 30,000.00 Par Value for CarMax Auto Owner Trust	1,072.38				0.00

Realized Gains and Losses (continued)

Trade Date Settlement Date	Transaction Description	Principal Amount	Income Amount	Cost	Accrued Income	Realized G/L
<i>Consumer ABS (continued)</i>						
August 15, 2024 August 15, 2024	2021-3 CARMX 2021-3 A3 0.55% 15 Jun 2026 Due On 08/15/24 With Ex Date 08/15/24, CUSIP 14317DAC4	3,016.63				0.00
August 15, 2024 August 15, 2024	Principal Payment of 1 USD on 55,000.00 Par Value for Honda Auto Receivables 2022-1 Owner Trust HAROT 2022-1 A3 1.88% 15 May 2026 Due On 08/15/24 With Ex Date 08/15/24, CUSIP 43815BAC4	2,097.93				0.00
August 15, 2024 August 15, 2024	Principal Payment of 1 USD on 45,000.00 Par Value for CarMax Auto Owner Trust 2022-2 CARMX 2022-2 A3 3.49% 16 Feb 2027 Due On 08/15/24 With Ex Date 08/15/24, CUSIP 14317HAC5	3,406.75				0.00
August 15, 2024 August 15, 2024	Principal Payment of 1 USD on 65,000.00 Par Value for Hyundai Auto Receivables Trust 2022-A HART 2022-A A3 2.22% 15 Oct 2026 Due On 08/15/24 With Ex Date 08/15/24, CUSIP 448977AD0	3,716.81				0.00
August 15, 2024 August 15, 2024	Principal Payment of 1 USD on 75,000.00 Par Value for Ally Auto Receivables Trust 2022-1 ALLYA 2022-1 A3 3.31% 15 Nov 2026 Due On 08/15/24 With Ex Date 08/15/24, CUSIP 02008JACO	2,074.21				0.00
August 15, 2024 August 15, 2024	Principal Payment of 1 USD on 35,000.00 Par Value for Capital One Prime Auto					

**Realized Gains and Losses (continued)**

<b>Trade Date</b>	<b>Transaction Description</b>	<b>Principal Amount</b>	<b>Income Amount</b>	<b>Cost</b>	<b>Accrued Income</b>	<b>Realized G/L</b>
<b>Settlement Date</b>						
<i>Consumer ABS (continued)</i>						
	Receivables Trust 2022-2 COPAR 2022-2 A3 3.66% 17 May 2027 Due On 08/15/24 With Ex Date 08/15/24, CUSIP 14043GAD6					
August 15, 2024 August 15, 2024	Principal Payment of 1 USD on 45,000.00 Par Value for John Deere Owner Trust 2022 JDOT 2022-A A3 2.32% 15 Sep 2026 Due On 08/15/24 With Ex Date 08/15/24, CUSIP 47787JAC2	2,244.82				0.00
August 15, 2024 August 15, 2024	Principal Payment of 1 USD on 45,000.00 Par Value for Harley-Davidson Motorcycle Trust 2022-A HDMOT 2022-A A3 3.06% 15 Feb 2027 Due On 08/15/24 With Ex Date 08/15/24, CUSIP 41284YAD8	2,118.63				0.00
August 15, 2024 August 15, 2024	Principal Payment of 1 USD on 35,000.00 Par Value for Capital One Prime Auto Receivables Trust 2022-1 COPAR 2022-1 A3 3.17% 15 Apr 2027 Due On 08/15/24 With Ex Date 08/15/24, CUSIP 14043QAC6	1,818.44				0.00
August 15, 2024 August 15, 2024	Principal Payment of 1 USD on 100,000.00 Par Value for Mercedes-Benz Auto Receivables Trust 2022-1 MBART 2022-1 A3 5.21% 16 Aug 2027 Due On 08/15/24 With Ex Date 08/15/24, CUSIP 58768PAC8	6,176.96				0.00

**Realized Gains and Losses (continued)**

<b>Trade Date</b>	<b>Transaction Description</b>	<b>Principal Amount</b>	<b>Income Amount</b>	<b>Cost</b>	<b>Accrued Income</b>	<b>Realized G/L</b>
<b>Settlement Date</b>						
<i>Consumer ABS (continued)</i>						
August 15, 2024	Principal Payment of	0.00		-1,484.90		0.30
August 15, 2024	1,485.20 Current Face on 50,000.00 Par Value for Carmax Auto Owner Trust 2021-1 CARMX 2021-1 A3 0.34% 15 Dec 2025 Due On 08/15/24 With Ex Date 08/15/24, CUSIP 14316NAC3					
August 15, 2024	Principal Payment of	0.00		-2,311.56		0.54
August 15, 2024	2,312.10 Current Face on 90,000.00 Par Value for Carmax Auto Owner Trust 2022-4 CARMX 2022-4 A3 5.34% 16 Aug 2027 Due On 08/15/24 With Ex Date 08/15/24, CUSIP 14318UAD3					
August 15, 2024	Principal Payment of	0.00		-1,072.20		0.18
August 15, 2024	1,072.38 Current Face on 30,000.00 Par Value for CarMax Auto Owner Trust 2021-3 CARMX 2021-3 A3 0.55% 15 Jun 2026 Due On 08/15/24 With Ex Date 08/15/24, CUSIP 14317DAC4					
August 15, 2024	Principal Payment of	0.00		-3,016.18		0.45
August 15, 2024	3,016.63 Current Face on 55,000.00 Par Value for Honda Auto Receivables 2022-1 Owner Trust HAROT 2022-1 A3 1.88% 15 May 2026 Due On 08/15/24 With Ex Date 08/15/24, CUSIP 43815BAC4					
August 15, 2024	Principal Payment of	0.00		-2,097.61		0.32
August 15, 2024	2,097.93 Current Face on 45,000.00 Par Value for					

**Realized Gains and Losses (continued)**

<b>Trade Date</b>	<b>Transaction Description</b>	<b>Principal Amount</b>	<b>Income Amount</b>	<b>Cost</b>	<b>Accrued Income</b>	<b>Realized G/L</b>
<b>Settlement Date</b>						
<i>Consumer ABS (continued)</i>						
	CarMax Auto Owner Trust 2022-2 CARMX 2022-2 A3 3.49% 16 Feb 2027 Due On 08/15/24 With Ex Date 08/15/24, CUSIP 14317HAC5					
August 15, 2024	Principal Payment of	0.00		-3,406.62		0.13
August 15, 2024	3,406.75 Current Face on 65,000.00 Par Value for Hyundai Auto Receivables Trust 2022-A HART 2022-A A3 2.22% 15 Oct 2026 Due On 08/15/24 With Ex Date 08/15/24, CUSIP 448977ADO					
August 15, 2024	Principal Payment of	0.00		-3,716.09		0.72
August 15, 2024	3,716.81 Current Face on 75,000.00 Par Value for Ally Auto Receivables Trust 2022-1 ALLYA 2022-1 A3 3.31% 15 Nov 2026 Due On 08/15/24 With Ex Date 08/15/24, CUSIP 02008JACO					
August 15, 2024	Principal Payment of	0.00		-2,074.06		0.15
August 15, 2024	2,074.21 Current Face on 35,000.00 Par Value for Capital One Prime Auto Receivables Trust 2022-2 COPAR 2022-2 A3 3.66% 17 May 2027 Due On 08/15/24 With Ex Date 08/15/24, CUSIP 14043GAD6					
August 15, 2024	Principal Payment of	0.00		-2,244.32		0.50
August 15, 2024	2,244.82 Current Face on 45,000.00 Par Value for John Deere Owner Trust 2022 JDOT 2022-A A3 2.32% 15 Sep 2026 Due On 08/15/24 With					

**Realized Gains and Losses (continued)**

Trade Date Settlement Date	Transaction Description	Principal Amount	Income Amount	Cost	Accrued Income	Realized G/L
<i>Consumer ABS (continued)</i>						
	Ex Date 08/15/24, CUSIP 47787JAC2					
August 15, 2024	Principal Payment of	0.00		-2,118.28		0.35
August 15, 2024	2,118.63 Current Face on 45,000.00 Par Value for Harley-Davidson Motorcycle Trust 2022-A HDMOT 2022-A A3 3.06% 15 Feb 2027 Due On 08/15/24 With Ex Date 08/15/24, CUSIP 41284YAD8					
August 15, 2024	Principal Payment of	0.00		-1,818.04		0.40
August 15, 2024	1,818.44 Current Face on 35,000.00 Par Value for Capital One Prime Auto Receivables Trust 2022-1 COPAR 2022-1 A3 3.17% 15 Apr 2027 Due On 08/15/24 With Ex Date 08/15/24, CUSIP 14043QAC6					
August 15, 2024	Principal Payment of	0.00		-6,175.74		1.22
August 15, 2024	6,176.96 Current Face on 100,000.00 Par Value for Mercedes-Benz Auto Receivables Trust 2022-1 MBART 2022-1 A3 5.21% 16 Aug 2027 Due On 08/15/24 With Ex Date 08/15/24, CUSIP 58768PAC8					
August 15, 2024	Principal Payment of 1 USD	821.46				0.00
August 15, 2024	on 35,000.00 Par Value for CNH Equipment Trust 2022-A CNH 2022-A A3 2.94% 15 Jul 2027 Due On 08/15/24 With Ex Date 08/15/24, CUSIP 12660DAC1					

**Realized Gains and Losses (continued)**

Trade Date Settlement Date	Transaction Description	Principal Amount	Income Amount	Cost	Accrued Income	Realized G/L
<i>Consumer ABS (continued)</i>						
August 15, 2024 August 15, 2024	Principal Payment of 1 USD on 25,000.00 Par Value for Toyota Auto Receivables 2022-C Owner Trust TAOT 2022-C A3 3.76% 15 Apr 2027 Due On 08/15/24 With Ex Date 08/15/24, CUSIP 89231CAD9	1,487.74				0.00
August 15, 2024 August 15, 2024	Principal Payment of 821.46 Current Face on 35,000.00 Par Value for CNH Equipment Trust 2022-A CNH 2022-A A3 2.94% 15 Jul 2027 Due On 08/15/24 With Ex Date 08/15/24, CUSIP 12660DAC1	0.00		-821.40		0.06
August 15, 2024 August 15, 2024	Principal Payment of 1,487.74 Current Face on 25,000.00 Par Value for Toyota Auto Receivables 2022-C Owner Trust TAOT 2022-C A3 3.76% 15 Apr 2027 Due On 08/15/24 With Ex Date 08/15/24, CUSIP 89231CAD9	0.00		-1,487.49		0.25
August 19, 2024 August 19, 2024	Principal Payment of 1 USD on 20,000.00 Par Value for Honda Auto Receivables 2021-3 Owner Trust HAROT 2021-3 A3 0.41% 18 Nov 2025 Due On 08/19/24 With Ex Date 08/18/24, CUSIP 43815EAC8	791.21				0.00
August 19, 2024 August 19, 2024	Principal Payment of 791.21 Current Face on 20,000.00 Par Value for Honda Auto Receivables 2021-3 Owner	0.00		-791.19		0.02

Realized Gains and Losses (continued)

Trade Date Settlement Date	Transaction Description	Principal Amount	Income Amount	Cost	Accrued Income	Realized G/L
<i>Consumer ABS (continued)</i>						
	Trust HAROT 2021-3 A3 0.41% 18 Nov 2025 Due On 08/19/24 With Ex Date 08/18/24, CUSIP 43815EAC8					
August 21, 2024 August 21, 2024	Principal Payment of 1 USD on 15,000.00 Par Value for Honda Auto Receivables 2021-4 Owner Trust HAROT 2021-4 A3 0.88% 21 Jan 2026 Due On 08/21/24 With Ex Date 08/21/24, CUSIP 43815GAC3	657.21				0.00
August 21, 2024 August 21, 2024	Principal Payment of 657.21 Current Face on 15,000.00 Par Value for Honda Auto Receivables 2021-4 Owner Trust HAROT 2021-4 A3 0.88% 21 Jan 2026 Due On 08/21/24 With Ex Date 08/21/24, CUSIP 43815GAC3	0.00		-657.07		0.14
August 26, 2024 August 26, 2024	Principal Payment of 1 USD on 30,000.00 Par Value for BMW Vehicle Owner Trust 2022-A BMWOT 2022-A A3 3.21% 25 Aug 2026 Due On 08/26/24 With Ex Date 08/25/24, CUSIP 05602RAD3	1,567.70				0.00
August 26, 2024 August 26, 2024	Principal Payment of 1,567.70 Current Face on 30,000.00 Par Value for BMW Vehicle Owner Trust 2022-A BMWOT 2022-A A3 3.21% 25 Aug 2026 Due On 08/26/24	0.00		-1,567.62		0.08



**Realized Gains and Losses (continued)**

Trade Date Settlement Date	Transaction Description	Principal Amount	Income Amount	Cost	Accrued Income	Realized G/L
<i>Consumer ABS (continued)</i>						
	With Ex Date 08/25/24, CUSIP 05602RAD3					
<b>Total Consumer ABS</b>		<b>\$36,866.18</b>	<b>\$0.00</b>	<b>-\$36,860.37</b>	<b>\$0.00</b>	<b>\$5.81</b>
<i>Commercial ABS</i>						
August 15, 2024 August 15, 2024	Principal Payment of 1 USD on 15,000.00 Par Value for CNH Equipment Trust 2021-C CNH 2021-C A3 0.81% 15 Dec 2026 Due On 08/15/24 With Ex Date 08/15/24, CUSIP 12598LAC0	896.23				0.00
August 15, 2024 August 15, 2024	Principal Payment of 896.23 Current Face on 15,000.00 Par Value for CNH Equipment Trust 2021-C CNH 2021-C A3 0.81% 15 Dec 2026 Due On 08/15/24 With Ex Date 08/15/24, CUSIP 12598LAC0	0.00		-896.13		0.10
<b>Total Commercial ABS</b>		<b>\$896.23</b>	<b>\$0.00</b>	<b>-\$896.13</b>	<b>\$0.00</b>	<b>\$0.10</b>
<i>US Credit</i>						
August 1, 2024 August 1, 2024	Final Maturity 1 USD Truist Financial Corp 2.5% 01 Aug 2024 For 85,000.00 Par Value Due on 08/01/24 With Ex Date 08/01/24, CUSIP 05531FBH5	85,000.00				0.00
August 1, 2024 August 1, 2024	Final Maturity 100:100 Debit 85,000.00 Truist Financial Corp 2.5% 01 Aug 2024 For	0.00		-85,000.00		0.00

**Realized Gains and Losses (continued)**

<b>Trade Date</b>						
<b>Settlement Date</b>	<b>Transaction Description</b>	<b>Principal Amount</b>	<b>Income Amount</b>	<b>Cost</b>	<b>Accrued Income</b>	<b>Realized G/L</b>
<i>US Credit (continued)</i>						
	85,000.00 Par Value of Truist Financial Corp 2.5% 01 Aug 2024 Due on 08/01/24 With Ex Date 08/01/24, CUSIP 05531FBH5					
<b>Total US Credit</b>		<b>\$85,000.00</b>	<b>\$0.00</b>	<b>-\$85,000.00</b>	<b>\$0.00</b>	<b>\$0.00</b>
<b>Total Fixed Income</b>		<b>\$140,006.40</b>	<b>\$0.00</b>	<b>-\$139,960.36</b>	<b>\$0.00</b>	<b>\$46.04</b>
<b>Total Corporate Actions/Income</b>		<b>\$140,006.40</b>	<b>\$0.00</b>	<b>-\$139,960.36</b>	<b>\$0.00</b>	<b>\$46.04</b>
<b>Sales</b>						
<i>Fixed Income</i>						
<i>US Government</i>						
August 1, 2024 August 2, 2024	Sale 150,000.00 Par Value of United States Treasury Note/Bond 4.25% 15 Oct 2025 @ 99.65% Received Accrued Interest of \$1,898.57, CUSIP 91282CFP1	149,472.66		-149,015.63	1,898.57	457.03
August 7, 2024 August 9, 2024	Sale 30,000.00 Par Value of United States Treasury Note/Bond 4.375% 15 Aug 2026 @ 100.73% Received Accrued Interest of \$634.62, CUSIP 91282CHU8	30,217.97		-30,096.35	634.62	121.62
August 9, 2024 August 12, 2024	Sale 50,000.00 Par Value of United States Treasury Note/Bond 4.125% 15 Feb 2027 @ 100.43% Received Accrued Interest of \$1,014.25, CUSIP 91282CKA8	50,214.84		-49,707.03	1,014.25	507.81
<b>Total US Government</b>		<b>\$229,905.47</b>	<b>\$0.00</b>	<b>-\$228,819.01</b>	<b>\$3,547.44</b>	<b>\$1,086.46</b>

**Realized Gains and Losses (continued)**

<b>Trade Date Settlement Date</b>	<b>Transaction Description</b>	<b>Principal Amount</b>	<b>Income Amount</b>	<b>Cost</b>	<b>Accrued Income</b>	<b>Realized G/L</b>
<b>Consumer ABS</b>						
August 1, 2024	Sale 80,000.00 Par Value	78,975.00		-79,987.22	131.84	-1,012.22
August 2, 2024	80,000.00 Current Face of Capital One Multi-Asset Execution Trust COMET 2022-A2 A 3.49% 15 May 2027 @98.71875 % Received Accrued Interest of \$131.84, CUSIP 14041NGA3					
<b>Total Consumer ABS</b>		<b>\$78,975.00</b>	<b>\$0.00</b>	<b>-\$79,987.22</b>	<b>\$131.84</b>	<b>-\$1,012.22</b>
<b>US Credit</b>						
August 1, 2024	Sale 15,000.00 Par Value of	14,798.25		-14,996.55	79.33	-198.30
August 2, 2024	John Deere Capital Corp 3.4% 06 Jun 2025 @ 98.66% Received Accrued Interest of \$79.33, CUSIP 24422EWF2					
August 1, 2024	Sale 55,000.00 Par Value of	54,004.50		-54,821.80	46.22	-817.30
August 2, 2024	Principal Life Global Funding II 1.375% 10 Jan 2025 @ 98.19% Received Accrued Interest of \$46.22, CUSIP 74256LET2					
August 1, 2024	Sale 55,000.00 Par Value of	54,004.50		-54,940.60	39.88	-936.10
August 2, 2024	New York Life Global Funding 1.45% 14 Jan 2025 @ 98.19% Received Accrued Interest of \$39.88, CUSIP 64952WEK5					
<b>Total US Credit</b>		<b>\$122,807.25</b>	<b>\$0.00</b>	<b>-\$124,758.95</b>	<b>\$165.43</b>	<b>-\$1,951.70</b>
<b>Total Fixed Income</b>		<b>\$431,687.72</b>	<b>\$0.00</b>	<b>-\$433,565.18</b>	<b>\$3,844.71</b>	<b>-\$1,877.46</b>
<b>Total Sales</b>		<b>\$431,687.72</b>	<b>\$0.00</b>	<b>-\$433,565.18</b>	<b>\$3,844.71</b>	<b>-\$1,877.46</b>

**Realized Gains and Losses (continued)**

Trade Date Settlement Date	Transaction Description	Principal Amount	Income Amount	Cost	Accrued Income	Realized G/L
<b>Cash Sweep Activity</b>						
<i>Cash and Equivalents</i>						
<i>Cash Equivalents</i>						
August 31, 2024	Sweep sales totaling	94,043.83		-94,043.83		0.00
August 31, 2024	-94,043.83 units of Fidelity Government Portfolio for DORALCITYTRANSP - Capital (6 Transactions), CUSIP 316175108					
<b>Total Cash Equivalents</b>		<b>\$94,043.83</b>	<b>\$0.00</b>	<b>-\$94,043.83</b>	<b>\$0.00</b>	<b>\$0.00</b>
<b>Total Cash and Equivalents</b>		<b>\$94,043.83</b>	<b>\$0.00</b>	<b>-\$94,043.83</b>	<b>\$0.00</b>	<b>\$0.00</b>
<b>Total Cash Sweep Activity</b>		<b>\$94,043.83</b>	<b>\$0.00</b>	<b>-\$94,043.83</b>	<b>\$0.00</b>	<b>\$0.00</b>
<b>Total</b>	<b>DORALCITYTRANSP</b>	<b>\$665,737.95</b>	<b>\$0.00</b>	<b>-\$667,569.37</b>	<b>\$3,844.71</b>	<b>-\$1,831.42</b>

**Contributions and Receipts**

Trade Date Settlement Date	Transaction Description	Principal Amount	Income Amount
<b>DORALCITYTRANSP</b>			
<b>Contributions/Receipts</b>			
<i>Transfers</i>			
August 1, 2024 August 1, 2024	Cash Transfer - Portfolio Transfer From [REDACTED] DORALCITYTRANSP Administrative (Capital), Spot Currency USD		6,135.70
August 9, 2024 August 9, 2024	Cash Transfer - Portfolio Transfer From [REDACTED] DORALCITYTRANSP Administrative (Capital), Spot Currency USD		12.42
August 31, 2024 August 31, 2024	Aggregate Cash Transfer due to Interest Transfer, Spot Currency USD	5,713.21	
<b>Total Transfers</b>		<b>\$5,713.21</b>	<b>\$6,148.12</b>
<b>Total Contributions/Receipts</b>		<b>\$5,713.21</b>	<b>\$6,148.12</b>
<b>Total</b>	<b>[REDACTED] DORALCITYTRANSP</b>	<b>\$5,713.21</b>	<b>\$6,148.12</b>

**Distributions and Disbursements**

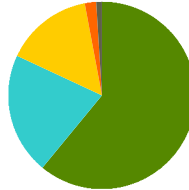
Trade Date Settlement Date	Transaction Description	Principal Amount	Income Amount
<b>DORALCITYTRANSP</b>			
<b>Distributions/Disbursements</b>			
<i>Transfers</i>			
August 1, 2024	Cash Transfer - Portfolio Transfer To [REDACTED] DORALCITYTRANSP Administrative (Income),	-6,135.70	
August 1, 2024	Spot Currency USD		
August 9, 2024	Cash Transfer - Portfolio Transfer To [REDACTED] DORALCITYTRANSP Administrative (Income),	-12.42	
August 9, 2024	Spot Currency USD		
August 31, 2024	Aggregate Cash Transfer due to Interest Transfer, Spot Currency USD		-5,713.21
August 31, 2024			
<b>Total Transfers</b>		<b>-\$6,148.12</b>	<b>-\$5,713.21</b>
<b>Total Distributions/Disbursements</b>		<b>-\$6,148.12</b>	<b>-\$5,713.21</b>
<b>Total</b>	<b>[REDACTED] DORALCITYTRANSP</b>	<b>-\$6,148.12</b>	<b>-\$5,713.21</b>

Fees and Expenses

No transactions this period.

**Income Received**
**Summary**

	Amount	Percent
■ US Government	30,937.51	61%
■ US Credit	10,566.50	21%
■ Consumer ABS	7,527.13	15%
■ CMBS	934.96	2%
■ Cash Equivalents	371.43	1%
■ Commercial ABS	104.31	0%
■ CMO	74.39	0%
■ Agency MBS	62.09	0%
<b>Total of Your Portfolio</b>	<b>\$50,578.32</b>	<b>100%</b>


**Details**
**Trade Date**

Settlement Date	Transaction Description	Principal Amount	Income Amount
-----------------	-------------------------	------------------	---------------

██████████ DORALCITYTRANSP

**Income Received**
*Dividends*
*Cash and Equivalents*
*Cash Equivalents*

August 1, 2024	Daily Rate Income on Fidelity Government Portfolio For Period of 07/01/24 to 07/31/24 Due on		371.43
August 1, 2024	08/01/24, CUSIP 316175108		

<b>Total Cash Equivalents</b>		<b>\$0.00</b>	<b>\$371.43</b>
<b>Total Cash and Equivalents</b>		<b>\$0.00</b>	<b>\$371.43</b>
<b>Total Dividends</b>		<b>\$0.00</b>	<b>\$371.43</b>



**Income Received (continued)**

<b>Trade Date</b>			<b>Principal Amount</b>	<b>Income Amount</b>
<b>Settlement Date</b>	<b>Transaction Description</b>			
<i>Interest</i>				
<i>Fixed Income</i>				
<i>US Government</i>				
August 15, 2024	Interest Payment 0.04 USD United States Treasury Note/Bond 4% 15 Feb 2026 For 505,000.00 Par			10,100.00
August 15, 2024	Value Due on 08/15/24 With Ex Date 08/15/24, CUSIP 91282CGL9			
August 15, 2024	Interest Payment 0.04125 USD United States Treasury Note/Bond 4.125% 15 Feb 2027 For			6,290.63
August 15, 2024	305,000.00 Par Value Due on 08/15/24 With Ex Date 08/15/24, CUSIP 91282CKA8			
August 15, 2024	Interest Payment 0.04375 USD United States Treasury Note/Bond 4.375% 15 Aug 2026 For			14,546.88
August 15, 2024	665,000.00 Par Value Due on 08/15/24 With Ex Date 08/15/24, CUSIP 91282CHU8			
<b>Total US Government</b>			<b>\$0.00</b>	<b>\$30,937.51</b>
<i>Agency MBS</i>				
August 26, 2024	Interest Payment of 0.03 USD on 15,274.67 Current Face for Fannie Mae Pool FN FM4174 3% 01			38.19
August 26, 2024	Nov 2032 Due On 08/26/24 With Ex Date 08/01/24, CUSIP 3140X7T82			
August 26, 2024	Interest Payment of 0.03 USD on 9,560.10 Current Face for Fannie Mae Pool FN BM4614 3% 01			23.90
August 26, 2024	Mar 2033 Due On 08/26/24 With Ex Date 08/01/24, CUSIP 3140J9DU2			
<b>Total Agency MBS</b>			<b>\$0.00</b>	<b>\$62.09</b>
<i>CMO</i>				
August 20, 2024	Interest Payment of 0.0225 USD on 17,172.23 Current Face for Government National Mortgage			32.20
August 20, 2024	Association GNR 2020-H02 DA 2.25% 20 Dec 2069 Due On 08/20/24 With Ex Date 08/01/24, CUSIP 38380LV67			
August 20, 2024	Interest Payment of 0.025 USD on 13,890.32 Current Face for Government National Mortgage			28.94
August 20, 2024	Association GNR 2019-H12 JA 2.5% 20 Jul 2069 Due On 08/20/24 With Ex Date 08/01/24, CUSIP 38380LXE8			
August 20, 2024	Interest Payment of 0.03 USD on 5,298.61 Current Face for Government National Mortgage			13.25
August 20, 2024	Association GNR 2014-H19 HA 3% 20 Sep 2064 Due On 08/20/24 With Ex Date 08/01/24, CUSIP 38375UPV6			
<b>Total CMO</b>			<b>\$0.00</b>	<b>\$74.39</b>
<i>CMBS</i>				
August 15, 2024	Interest Payment of 0.000467 USD on 7,943.61 Current Face for CarMax Auto Owner Trust 2021-4			3.71
August 15, 2024	CARMX 2021-4 A3 0.56% 15 Sep 2026 Due On 08/15/24 With Ex Date 08/15/24, CUSIP 14317JAD9			

**Income Received (continued)**

<b>Trade Date</b>			<b>Principal Amount</b>	<b>Income Amount</b>
<b>Settlement Date</b>	<b>Transaction Description</b>			
<b>CMBS (continued)</b>				
August 15, 2024	Interest Payment of 0.0129 USD on 12,293.51 Current Face for Ford Credit Auto Owner Trust			13.22
August 15, 2024	2022-A FORDO 2022-A A3 1.29% 15 Jun 2026 Due On 08/15/24 With Ex Date 08/15/24, CUSIP 345286AC2			
August 15, 2024	Interest Payment of 0.0523 USD on 34,341.63 Current Face for Daimler Trucks Retail Trust 2022-1			149.67
August 15, 2024	DTRT 2022-1 A3 5.23% 17 Feb 2026 Due On 08/15/24 With Ex Date 08/15/24, CUSIP 233869AC0			
August 15, 2024	Interest Payment of 0.004242 USD on 70,000.00 Current Face for John Deere Owner Trust 2022-C			296.92
August 15, 2024	JDOT 2022-C A3 5.09% 15 Jun 2027 Due On 08/15/24 With Ex Date 08/15/24, CUSIP 47800BAC2			
August 16, 2024	Interest Payment of 0.00105 USD on 12,266.95 Current Face for GM Financial Consumer			12.88
August 16, 2024	Automobile Receivables Trust 2022-1 GMCAR 2022-1 A3 1.26% 16 Nov 2026 Due On 08/16/24 With Ex Date 08/16/24, CUSIP 380146AC4			
August 16, 2024	Interest Payment of 0.002583 USD on 21,019.39 Current Face for GM Financial Consumer			54.30
August 16, 2024	Automobile Receivables Trust 2022-2 GMCAR 2022-2 A3 3.1% 16 Feb 2027 Due On 08/16/24 With Ex Date 08/16/24, CUSIP 362585AC5			
August 26, 2024	Interest Payment of 0.003267 USD on 58,091.45 Current Face for Freddie Mac Multifamily			189.77
August 26, 2024	Structured Pass Through Certificates FHMS K082 A1 3.92% 25 May 2028 Due On 08/26/24 With Ex Date 08/01/24, CUSIP 3137FJKD0			
August 26, 2024	Interest Payment of 0.00195 USD on 46,607.00 Current Face for Freddie Mac Multifamily			90.88
August 26, 2024	Structured Pass Through Certificates FHMS K058 A1 2.34% 25 Jul 2026 Due On 08/26/24 With Ex Date 08/01/24, CUSIP 3137BSP64			
August 26, 2024	Interest Payment of 0.001902 USD on 65,000.00 Current Face for Freddie Mac Multifamily			123.61
August 26, 2024	Structured Pass Through Certificates FHMS K736 A2 2.282% 25 Jul 2026 Due On 08/26/24 With Ex Date 08/01/24, CUSIP 3137FNWX4			
<b>Total CMBS</b>			<b>\$0.00</b>	<b>\$934.96</b>
<b>Consumer ABS</b>				
August 15, 2024	Interest Payment of 0.0043 USD on 100,000.00 Current Face for Chase Issuance Trust CHAIT			430.00
August 15, 2024	2023-A1 A 5.16% 15 Sep 2028 Due On 08/15/24 With Ex Date 08/15/24, CUSIP 161571HT4			
August 15, 2024	Interest Payment of 0.0332 USD on 80,000.00 Current Face for Discover Card Execution Note Trust			221.33
August 15, 2024	DCENT 2022-A2 A 3.32% 15 May 2027 Due On 08/15/24 With Ex Date 08/15/24, CUSIP 254683CS2			
August 15, 2024	Interest Payment of 0.0523 USD on 100,000.00 Current Face for American Express Credit Account			435.83
August 15, 2024	Master Trust AMXCA 2023-3 A 5.3% 15 Sep 2028 Due On 08/15/24 With Ex Date 08/15/24, CUSIP 02582JKD1			

**Income Received (continued)**

<b>Trade Date</b>			<b>Principal Amount</b>	<b>Income Amount</b>
<b>Settlement Date</b>	<b>Transaction Description</b>			
<i>Consumer ABS (continued)</i>				
August 15, 2024	Interest Payment of 0.0356 USD on 75,000.00 Current Face for Discover Card Execution Note Trust			222.50
August 15, 2024	DCENT 2022-A3 A3 3.56% 15 Jul 2027 Due On 08/15/24 With Ex Date 08/15/24, CUSIP 254683CW3			
August 15, 2024	Interest Payment of 0.004608 USD on 70,000.00 Current Face for Fifth Third Auto Trust 2023-1			322.58
August 15, 2024	FITAT 2023-1 A3 5.53% 15 Aug 2028 Due On 08/15/24 With Ex Date 08/15/24, CUSIP 31680EAD3			
August 15, 2024	Interest Payment of 0.00455 USD on 120,000.00 Current Face for Ally Auto Receivables Trust			546.00
August 15, 2024	2023-1 ALLYA 2023-1 A3 5.46% 15 May 2028 Due On 08/15/24 With Ex Date 08/15/24, CUSIP 02007WAC2			
August 15, 2024	Interest Payment of 0.004617 USD on 35,000.00 Current Face for Hyundai Auto Receivables Trust			161.58
August 15, 2024	2023-C HART 2023-C A3 5.54% 16 Oct 2028 Due On 08/15/24 With Ex Date 08/15/24, CUSIP 44918CAD4			
August 15, 2024	Interest Payment of 0.00405 USD on 60,000.00 Current Face for World Omni Auto Receivables			243.00
August 15, 2024	Trust 2024-A WOART 2024-A A3 4.86% 15 Mar 2029 Due On 08/15/24 With Ex Date 08/15/24, CUSIP 98164RAD8			
August 15, 2024	Interest Payment of 0.004133 USD on 20,000.00 Current Face for John Deere Owner Trust 2024			82.67
August 15, 2024	JDOT 2024-A A3 4.96% 15 Nov 2028 Due On 08/15/24 With Ex Date 08/15/24, CUSIP 47800RAD5			
August 15, 2024	Interest Payment of 0.004958 USD on 35,000.00 Current Face for Mercedes-Benz Auto Receivables			173.54
August 15, 2024	Trust 2023-2 MBART 2023-2 A3 5.95% 15 Nov 2028 Due On 08/15/24 With Ex Date 08/15/24, CUSIP 58769FAC9			
August 15, 2024	Interest Payment of 0.004025 USD on 25,000.00 Current Face for Toyota Auto Receivables 2024-A			100.63
August 15, 2024	Owner Trust TAOT 2024-A A3 4.83% 16 Oct 2028 Due On 08/15/24 With Ex Date 08/15/24, CUSIP 89238DAD0			
August 15, 2024	Interest Payment of 0.004342 USD on 70,000.00 Current Face for Honda Auto Receivables 2024-1			303.92
August 15, 2024	Owner Trust HAROT 2024-1 A3 5.21% 15 Aug 2028 Due On 08/15/24 With Ex Date 08/15/24, CUSIP 437918AC9			
August 15, 2024	Interest Payment of 0.002758 USD on 42,912.05 Current Face for Ally Auto Receivables Trust			118.37
August 15, 2024	2022-1 ALLYA 2022-1 A3 3.31% 15 Nov 2026 Due On 08/15/24 With Ex Date 08/15/24, CUSIP 02008JACO			
August 15, 2024	Interest Payment of 0.002908 USD on 28,605.99 Current Face for CarMax Auto Owner Trust			83.20
August 15, 2024	2022-2 CARMX 2022-2 A3 3.49% 16 Feb 2027 Due On 08/15/24 With Ex Date 08/15/24, CUSIP 14317HAC5			

**Income Received (continued)**

<b>Trade Date</b>	<b>Transaction Description</b>	<b>Principal Amount</b>	<b>Income Amount</b>
<b>Settlement Date</b>			
<i>Consumer ABS (continued)</i>			
August 15, 2024	Interest Payment of 0.00255 USD on 22,746.74 Current Face for Harley-Davidson Motorcycle Trust		58.00
August 15, 2024	2022-A HDMOT 2022-A A3 3.06% 15 Feb 2027 Due On 08/15/24 With Ex Date 08/15/24, CUSIP 41284YAD8		
August 15, 2024	Interest Payment of 0.004333 USD on 40,000.00 Current Face for John Deere Owner Trust 2024-B		173.33
August 15, 2024	JDOT 2024-B A3 5.2% 15 Mar 2029 Due On 08/15/24 With Ex Date 08/15/24, CUSIP 47786WAD2		
August 15, 2024	Interest Payment of 0.00245 USD on 29,743.27 Current Face for CNH Equipment Trust 2022-A		72.87
August 15, 2024	CNH 2022-A A3 2.94% 15 Jul 2027 Due On 08/15/24 With Ex Date 08/15/24, CUSIP 12660DAC1		
August 15, 2024	Interest Payment of 0.002642 USD on 27,289.06 Current Face for Capital One Prime Auto		72.09
August 15, 2024	Receivables Trust 2022-1 COPAR 2022-1 A3 3.17% 15 Apr 2027 Due On 08/15/24 With Ex Date 08/15/24, CUSIP 14043QAC6		
August 15, 2024	Interest Payment of 0.001933 USD on 23,142.60 Current Face for John Deere Owner Trust 2022		44.74
August 15, 2024	JDOT 2022-A A3 2.32% 15 Sep 2026 Due On 08/15/24 With Ex Date 08/15/24, CUSIP 47787JAC2		
August 15, 2024	Interest Payment of 0.004567 USD on 25,000.00 Current Face for Hyundai Auto Receivables Trust		114.17
August 15, 2024	2023-B HART 2023-B A3 5.48% 17 Apr 2028 Due On 08/15/24 With Ex Date 08/15/24, CUSIP 44933XAD9		
August 15, 2024	Interest Payment of 0.000458 USD on 9,396.01 Current Face for CarMax Auto Owner Trust 2021-3		4.31
August 15, 2024	CARMX 2021-3 A3 0.55% 15 Jun 2026 Due On 08/15/24 With Ex Date 08/15/24, CUSIP 14317DAC4		
August 15, 2024	Interest Payment of 0.00185 USD on 37,450.59 Current Face for Hyundai Auto Receivables Trust		69.28
August 15, 2024	2022-A HART 2022-A A3 2.22% 15 Oct 2026 Due On 08/15/24 With Ex Date 08/15/24, CUSIP 448977ADO		
August 15, 2024	Interest Payment of 0.003875 USD on 30,000.00 Current Face for Ford Credit Auto Owner Trust		116.25
August 15, 2024	2023-A FORDO 2023-A A3 4.65% 15 Feb 2028 Due On 08/15/24 With Ex Date 08/15/24, CUSIP 344928AD8		
August 15, 2024	Interest Payment of 0.00445 USD on 90,000.00 Current Face for Carmax Auto Owner Trust 2022-4		400.50
August 15, 2024	CARMX 2022-4 A3 5.34% 16 Aug 2027 Due On 08/15/24 With Ex Date 08/15/24, CUSIP 14318UAD3		
August 15, 2024	Interest Payment of 0.004108 USD on 40,000.00 Current Face for Honda Auto Receivables 2023-2		164.33
August 15, 2024	Owner Trust HAROT 2023-2 A3 4.93% 15 Nov 2027 Due On 08/15/24 With Ex Date 08/15/24, CUSIP 437927ACO		

**Income Received (continued)**

<b>Trade Date</b>		<b>Principal Amount</b>	<b>Income Amount</b>
<b>Settlement Date</b>	<b>Transaction Description</b>		
<i>Consumer ABS (continued)</i>			
August 15, 2024	Interest Payment of 0.00305 USD on 33,747.18 Current Face for Capital One Prime Auto		102.93
August 15, 2024	Receivables Trust 2022-2 COPAR 2022-2 A3 3.66% 17 May 2027 Due On 08/15/24 With Ex Date 08/15/24, CUSIP 14043GAD6		
August 15, 2024	Interest Payment of 0.004608 USD on 45,000.00 Current Face for Bank of America Auto Trust		207.37
August 15, 2024	2023-1 BAAT 2023-1A A3 5.53% 15 Feb 2028 Due On 08/15/24 With Ex Date 08/15/24, CUSIP 06428AAC2		
August 15, 2024	Interest Payment of 0.003133 USD on 24,738.09 Current Face for Toyota Auto Receivables 2022-C		77.51
August 15, 2024	Owner Trust TAOT 2022-C A3 3.76% 15 Apr 2027 Due On 08/15/24 With Ex Date 08/15/24, CUSIP 89231CAD9		
August 15, 2024	Interest Payment of 0.003925 USD on 45,000.00 Current Face for Toyota Auto Receivables 2023-B		176.63
August 15, 2024	Owner Trust TAOT 2023-B A3 4.71% 15 Feb 2028 Due On 08/15/24 With Ex Date 08/15/24, CUSIP 891941AD8		
August 15, 2024	Interest Payment of 0.000283 USD on 2,351.26 Current Face for Carmax Auto Owner Trust 2021-1		0.67
August 15, 2024	CARMX 2021-1 A3 0.34% 15 Dec 2025 Due On 08/15/24 With Ex Date 08/15/24, CUSIP 14316NAC3		
August 15, 2024	Interest Payment of 0.004783 USD on 90,000.00 Current Face for Bank of America Auto Trust		430.50
August 15, 2024	5.74% 15 Jun 2028 Due On 08/15/24 With Ex Date 08/15/24, CUSIP 06054YAC1		
August 15, 2024	Interest Payment of 0.004942 USD on 25,000.00 Current Face for Nissan Auto Receivables 2023-B		123.54
August 15, 2024	Owner Trust NAROT 2023-B A3 5.93% 15 Mar 2028 Due On 08/15/24 With Ex Date 08/15/24, CUSIP 65480MAD5		
August 15, 2024	Interest Payment of 0.00465 USD on 80,000.00 Current Face for USAA Auto Owner Trust 2023-A		372.00
August 15, 2024	USAOT 2023-A A3 5.58% 15 May 2028 Due On 08/15/24 With Ex Date 08/15/24, CUSIP 90291VAC4		
August 15, 2024	Interest Payment of 0.001567 USD on 31,165.39 Current Face for Honda Auto Receivables 2022-1		48.83
August 15, 2024	Owner Trust HAROT 2022-1 A3 1.88% 15 May 2026 Due On 08/15/24 With Ex Date 08/15/24, CUSIP 43815BAC4		
August 15, 2024	Interest Payment of 0.004342 USD on 98,162.16 Current Face for Mercedes-Benz Auto Receivables		426.19
August 15, 2024	Trust 2022-1 MBART 2022-1 A3 5.21% 16 Aug 2027 Due On 08/15/24 With Ex Date 08/15/24, CUSIP 58768PAC8		
August 15, 2024	Interest Payment of 0.004617 USD on 25,000.00 Current Face for Toyota Auto Receivables 2023-D		115.42
August 15, 2024	Owner Trust TAOT 2023-D A3 5.54% 15 Aug 2028 Due On 08/15/24 With Ex Date 08/15/24, CUSIP 89239FAD4		

**Income Received (continued)**

<b>Trade Date</b>		<b>Principal Amount</b>	<b>Income Amount</b>
<b>Settlement Date</b>	<b>Transaction Description</b>		
<b>Consumer ABS (continued)</b>			
August 15, 2024	Interest Payment of 00 USD on 50,000.00 Current Face for Toyota Auto Receivables 2024-C Owner		101.67
August 15, 2024	Trust TAOT 2024-C A3 4.88% 15 Mar 2029 Due On 08/15/24 With Ex Date 08/15/24, CUSIP 89237QAD2		
August 15, 2024	Interest Payment of 00 USD on 40,000.00 Current Face for Hyundai Auto Receivables Trust 2024-B		112.93
August 15, 2024	HART 2024-B A3 4.84% 15 Mar 2029 Due On 08/15/24 With Ex Date 08/15/24, CUSIP 44934QAD3		
August 16, 2024	Interest Payment of 0.004042 USD on 10,000.00 Current Face for GM Financial Consumer		40.42
August 16, 2024	Automobile Receivables Trust 2024-1 GMCAR 2024-1 A3 4.85% 18 Dec 2028 Due On 08/16/24 With Ex Date 08/16/24, CUSIP 36268GAD7		
August 16, 2024	Interest Payment of 0.003725 USD on 30,000.00 Current Face for GM Financial Consumer		111.75
August 16, 2024	Automobile Receivables Trust 2023-2 GMCAR 2023-2 A3 4.47% 16 Feb 2028 Due On 08/16/24 With Ex Date 08/16/24, CUSIP 362583AD8		
August 19, 2024	Interest Payment of 0.000342 USD on 4,200.91 Current Face for Honda Auto Receivables 2021-3		1.44
August 19, 2024	Owner Trust HAROT 2021-3 A3 0.41% 18 Nov 2025 Due On 08/19/24 With Ex Date 08/18/24, CUSIP 43815EAC8		
August 21, 2024	Interest Payment of 0.000733 USD on 5,359.03 Current Face for Honda Auto Receivables 2021-4		3.93
August 21, 2024	Owner Trust HAROT 2021-4 A3 0.88% 21 Jan 2026 Due On 08/21/24 With Ex Date 08/21/24, CUSIP 43815GAC3		
August 21, 2024	Interest Payment of 0.004725 USD on 20,000.00 Current Face for Honda Auto Receivables 2023-4		94.50
August 21, 2024	Owner Trust HAROT 2023-4 A3 5.67% 21 Jun 2028 Due On 08/21/24 With Ex Date 08/21/24, CUSIP 438123AC5		
August 26, 2024	Interest Payment of 0.004558 USD on 20,000.00 Current Face for BMW Vehicle Owner Trust		91.17
August 26, 2024	2023-A BMWOT 2023-A A3 5.47% 25 Feb 2028 Due On 08/26/24 With Ex Date 08/25/24, CUSIP 05592XAD2		
August 26, 2024	Interest Payment of 0.002675 USD on 17,131.32 Current Face for BMW Vehicle Owner Trust		45.83
August 26, 2024	2022-A BMWOT 2022-A A3 3.21% 25 Aug 2026 Due On 08/26/24 With Ex Date 08/25/24, CUSIP 05602RAD3		
August 26, 2024	Interest Payment of 0.004275 USD on 25,000.00 Current Face for Chase Auto Owner Trust 2024-1		106.88
August 26, 2024	CHAOT 2024-1A A3 5.13% 25 May 2029 Due On 08/26/24 With Ex Date 08/25/24, CUSIP 16144BAC2		
<b>Total Consumer ABS</b>		<b>\$0.00</b>	<b>\$7,527.13</b>
<b>Commercial ABS</b>			
August 15, 2024	Interest Payment of 0.003975 USD on 25,000.00 Current Face for CNH Equipment Trust 4.77% 15		99.38
August 15, 2024	Jun 2029 Due On 08/15/24 With Ex Date 08/15/24, CUSIP 18978FAC0		

**Income Received (continued)**

Trade Date Settlement Date	Transaction Description	Principal Amount	Income Amount
<i>Commercial ABS (continued)</i>			
August 15, 2024	Interest Payment of 0.000675 USD on 7,301.19 Current Face for CNH Equipment Trust 2021-C		4.93
August 15, 2024	CNH 2021-C A3 0.81% 15 Dec 2026 Due On 08/15/24 With Ex Date 08/15/24, CUSIP 12598LACO		
<b>Total Commercial ABS</b>		<b>\$0.00</b>	<b>\$104.31</b>
<i>US Credit</i>			
August 1, 2024	Interest Payment 0.025 USD Truist Financial Corp 2.5% 01 Aug 2024 For 85,000.00 Par Value Due		1,062.50
August 1, 2024	on 08/01/24 With Ex Date 08/01/24, CUSIP 05531FBH5		
August 5, 2024	Interest Payment 0.048 USD National Rural Util Coop 4.8% 05 Feb 2027 For 90,000.00 Par Value		2,160.00
August 5, 2024	Due on 08/05/24 With Ex Date 08/05/24, CUSIP 63743HFM9		
August 6, 2024	Interest Payment 0.01746 USD State Street Corp Variable 1.746% 06 Feb 2026 For 25,000.00 Par		218.25
August 6, 2024	Value Due on 08/06/24 With Ex Date 08/06/24, CUSIP 857477BR3		
August 8, 2024	Interest Payment 0.046 USD Texas Instruments Inc 4.6% 08 Feb 2027 For 55,000.00 Par Value		1,265.00
August 8, 2024	Due on 08/08/24 With Ex Date 08/08/24, CUSIP 882508CE2		
August 9, 2024	Interest Payment 0.045 USD Eli Lilly & Co 4.5% 09 Feb 2027 For 55,000.00 Par Value Due on		1,237.50
August 9, 2024	08/09/24 With Ex Date 08/09/24, CUSIP 532457CJ5		
August 14, 2024	Interest Payment 0.02 USD 3M Co 2% 14 Feb 2025 For 35,000.00 Par Value Due on 08/14/24 With		350.00
August 14, 2024	Ex Date 08/14/24, CUSIP 88579YBH3		
August 14, 2024	Interest Payment 0.05 USD Toyota Motor Credit Corp 5% 14 Aug 2026 For 45,000.00 Par Value Due		1,125.00
August 14, 2024	on 08/14/24 With Ex Date 08/14/24, CUSIP 89236TKX2		
August 15, 2024	Interest Payment of 0.0353 USD on 30,000.00 Current Face for BA Credit Card Trust BACCT		88.25
August 15, 2024	2022-A1 A1 3.53% 15 Nov 2027 Due On 08/15/24 With Ex Date 08/15/24, CUSIP 05522RDE5		
August 22, 2024	Interest Payment 0.049 USD Bristol-Myers Squibb Co 4.9% 22 Feb 2027 For 15,000.00 Par Value		367.50
August 22, 2024	Due on 08/22/24 With Ex Date 08/22/24, CUSIP 110122EE4		
August 26, 2024	Interest Payment 0.048 USD AstraZeneca Finance LLC 4.8 26 Feb 2027 For 40,000.00 Par Value		960.00
August 26, 2024	Due on 08/26/24 With Ex Date 08/26/24, CUSIP 04636NAK9		
August 26, 2024	Interest Payment 0.048 USD Cisco Systems Inc 4.8% 26 Feb 2027 For 55,000.00 Par Value Due on		1,320.00
August 26, 2024	08/26/24 With Ex Date 08/26/24, CUSIP 17275RBQ4		
August 28, 2024	Interest Payment 0.0275 USD Pacific Life Global Fdg li Med 144a Nt 5.5 28 Aug 2026 For		412.50
August 28, 2024	15,000.00 Par Value Due on 08/28/24 With Ex Date 08/28/24, CUSIP 6944PL2W8		
<b>Total US Credit</b>		<b>\$0.00</b>	<b>\$10,566.50</b>
<b>Total Fixed Income</b>		<b>\$0.00</b>	<b>\$50,206.89</b>
<b>Total Interest</b>		<b>\$0.00</b>	<b>\$50,206.89</b>
<b>Total Income Received</b>		<b>\$0.00</b>	<b>\$50,578.32</b>
<b>Total</b>	<b>DORALCITYTRANSP</b>	<b>\$0.00</b>	<b>\$50,578.32</b>

Other Income and Capital Gain Distributions

No transactions this period.



**Security Transactions**

Trade Date Settlement Date	Transaction Description	Principal Amount	Income Amount	Cost	Accrued Income	Realized G/L
<b>DORALCITYTRANSP</b>						
<b>Security Transactions</b>						
<i>Adjustments</i>						
August 1, 2024 August 1, 2024	Adjustment - Amortized Premium Current Year of Truist Financial Corp 2.5% 01 Aug 2024 - Adjustment Amount of \$639.26, Federal Cost \$639.26, State Cost \$639.26, CUSIP 05531FBH5	0.00		-639.26		0.00
August 7, 2024 August 7, 2024	Adjustment - Amortized Premium Current Year of United States Treasury Note/Bond 4.375% 15 Aug 2026 - Adjustment Amount of \$0.92, Federal Cost \$0.92, State Cost \$0.92, CUSIP 91282CHU8	0.00		-0.92		0.00
August 14, 2024 August 14, 2024	Adjustment - Amortized Premium Current Year of 3M Co 2% 14 Feb 2025 - Adjustment Amount of \$206.28, Federal Cost \$206.28, State Cost \$206.28, CUSIP 88579YBH3	0.00		-206.28		0.00
August 15, 2024 August 15, 2024	Adjustment - Amortized Premium Current Year of United States Treasury Note/Bond 4% 15 Feb 2026 - Adjustment Amount of \$8.78, Federal Cost \$8.78, State Cost \$8.78, CUSIP 91282CGL9	0.00		-8.78		0.00
August 15, 2024 August 15, 2024	Adjustment - Amortized Premium Current Year of United States Treasury	0.00		-22.12		0.00

**Security Transactions (continued)**

<b>Trade Date</b>	<b>Transaction Description</b>	<b>Principal Amount</b>	<b>Income Amount</b>	<b>Cost</b>	<b>Accrued Income</b>	<b>Realized G/L</b>
<b>Settlement Date</b>						
<i>Adjustments (continued)</i>						
	Note/Bond 4.375% 15 Aug 2026 - Adjustment Amount of \$22.12, Federal Cost \$22.12, State Cost \$22.12, CUSIP 91282CHU8					
August 20, 2024	Adjustment - Amortized	0.00		-0.60		0.00
August 20, 2024	Premium Current Year of Government National Mortgage Association GNR 2019-H12 JA 2.5% 20 Jul 2069 - Adjustment Amount of \$0.60, Federal Cost \$0.60, State Cost \$0.60, CUSIP 38380LXE8					
August 20, 2024	Adjustment - Amortized	0.00		-0.76		0.00
August 20, 2024	Premium Current Year of Government National Mortgage Association GNR 2020-H02 DA 2.25% 20 Dec 2069 - Adjustment Amount of \$0.76, Federal Cost \$0.76, State Cost \$0.76, CUSIP 38380LV67					
August 26, 2024	Adjustment - Amortized	0.00		-7.15		0.00
August 26, 2024	Premium Current Year of Fannie Mae Pool FN BM4614 3% 01 Mar 2033 - Adjustment Amount of \$7.15, Federal Cost \$7.15, State Cost \$7.15, CUSIP 3140J9DU2					
August 26, 2024	Adjustment - Amortized	0.00		-6.35		0.00
August 26, 2024	Premium Current Year of Fannie Mae Pool FN FM4174 3% 01 Nov 2032 - Adjustment Amount of \$6.35, Federal Cost \$6.35, State Cost \$6.35, CUSIP 3140X7T82					

Security Transactions (continued)

Trade Date Settlement Date	Transaction Description	Principal Amount	Income Amount	Cost	Accrued Income	Realized G/L
<i>Adjustments (continued)</i>						
August 26, 2024 August 26, 2024	Adjustment - Accreted Market Discount Current Year of Freddie Mac Multifamily Structured Pass Through Certificates FHMS K082 A1 3.92% 25 May 2028 - Adjustment Amount of \$5.73, Federal Cost \$5.73, State Cost \$5.73, CUSIP 3137FJKD0	0.00		5.73		0.00
August 26, 2024 August 26, 2024	Adjustment - Accreted Market Discount Current Year of Freddie Mac Multifamily Structured Pass Through Certificates FHMS K058 A1 2.34% 25 Jul 2026 - Adjustment Amount of \$25.14, Federal Cost \$25.14, State Cost \$25.14, CUSIP 3137BSP64	0.00		25.14		0.00
<b>Total Adjustments</b>		<b>\$0.00</b>	<b>\$0.00</b>	<b>-\$861.35</b>	<b>\$0.00</b>	<b>\$0.00</b>
<b>Total Security Transactions</b>		<b>\$0.00</b>	<b>\$0.00</b>	<b>-\$861.35</b>	<b>\$0.00</b>	<b>\$0.00</b>
<b>Total</b>	<b>DORALCITYTRANSP</b>	<b>\$0.00</b>	<b>\$0.00</b>	<b>-\$861.35</b>	<b>\$0.00</b>	<b>\$0.00</b>

**Income Accrual on August 31, 2024**

	Number of Shares	Ex Date Pay Date	Annual Rate	Beginning Accrual	Income Earned	Income Received	Ending Accrual
<b>Cash and Equivalents</b>							
<i>Cash</i>							
US Dollar (Spot Currency:USD)	0.00			0.00	0.00	0.00	0.00
<b>Total Cash</b>				<b>\$0.00</b>	<b>\$0.00</b>	<b>\$0.00</b>	<b>\$0.00</b>
<i>Cash Equivalents</i>							
Fidelity Government Portfolio (CUSIP:316175108)	107,072.76		5.31%	371.43	296.10	371.43	296.10
<b>Total Cash Equivalents</b>				<b>\$371.43</b>	<b>\$296.10</b>	<b>\$371.43</b>	<b>\$296.10</b>
<i>Accrued Income</i>							
Ending Accrual (Firm Defined Security ID:TOTALACCR)	0.00			0.00	0.00	0.00	0.00
<b>Total Accrued Income</b>				<b>\$0.00</b>	<b>\$0.00</b>	<b>\$0.00</b>	<b>\$0.00</b>
<b>Total Cash and Equivalents</b>				<b>\$371.43</b>	<b>\$296.10</b>	<b>\$371.43</b>	<b>\$296.10</b>
<b>Fixed Income</b>							
<i>US Government</i>							
United States Treasury Note/Bond 3.625% 15 May 2026 (CUSIP:91282CHB0)	535,000.00	11/15/24	3.65%	4,110.63	1,633.71	0.00	5,744.34
United States Treasury Note/Bond 3.75% 15 Apr 2026 (CUSIP:91282CGV7)	585,000.00	10/15/24	3.77%	6,473.36	1,858.09	0.00	8,331.45
United States Treasury Note/Bond 3.875% 15 Jan 2026 (CUSIP:91282CGE5)	370,000.00	01/15/25	3.89%	662.33	1,207.78	0.00	1,870.11
United States Treasury Note/Bond 4.125% 15 Feb 2027 (CUSIP:91282CKA8)	305,000.00	02/15/25	4.10%	6,758.65	1,127.43	7,304.88	581.20
United States Treasury Note/Bond 4.125% 15 Jun 2026 (CUSIP:91282CHH7)	230,000.00	12/15/24	4.12%	1,218.34	803.59	0.00	2,021.93
United States Treasury Note/Bond 4% 15 Dec 2025 (CUSIP:91282CGA3)	365,000.00	12/15/24	4.01%	1,874.86	1,236.62	0.00	3,111.48

Income Accrual on August 31, 2024 (continued)

	Number of Shares	Ex Date Pay Date	Annual Rate	Beginning Accrual	Income Earned	Income Received	Ending Accrual
<i>US Government (continued)</i>							
United States Treasury Note/Bond 4% 15 Feb 2026 (CUSIP:91282CGL9)	505,000.00	02/15/25	4.01%	9,323.08	1,710.07	10,100.00	933.15
United States Treasury Note/Bond 4% 15 Jan 2027 (CUSIP:91282CJT9)	405,000.00	01/15/25	3.99%	748.37	1,364.67	0.00	2,113.04
United States Treasury Note/Bond 4.25% 15 Mar 2027 (CUSIP:91282CKE0)	220,000.00	09/15/24	4.21%	3,531.66	787.63	0.00	4,319.29
United States Treasury Note/Bond 4.25% 15 Oct 2025 (CUSIP:91282CFP1)	115,000.00	10/15/24	4.25%	3,323.36	431.39	1,898.57	1,856.18
United States Treasury Note/Bond 4.375% 15 Aug 2026 (CUSIP:91282CHU8)	665,000.00	02/15/25	4.34%	5,552.89	2,441.36	6,650.25	1,344.00
United States Treasury Note/Bond 4.375% 15 Dec 2026 (CUSIP:91282CJP7)	635,000.00	12/15/24	4.33%	3,567.54	2,353.05	0.00	5,920.59
United States Treasury Note/Bond 4.5% 15 Apr 2027 (CUSIP:91282CKJ9)	360,000.00	10/15/24	4.43%	4,780.33	1,372.13	0.00	6,152.46
United States Treasury Note/Bond 4.5% 15 Jul 2026 (CUSIP:91282CHM6)	455,000.00	01/15/25	4.46%	945.85	1,724.80	0.00	2,670.65
United States Treasury Note/Bond 4.5% 15 May 2027 (CUSIP:91282CKR1)	300,000.00	11/15/24	4.42%	2,861.41	1,137.23	0.00	3,998.64
United States Treasury Note/Bond 4.5% 15 Nov 2025 (CUSIP:91282CFW6)	340,000.00	11/15/24	4.49%	3,242.93	1,288.86	0.00	4,531.79
United States Treasury Note/Bond 4.625% 15 Jun 2027 (CUSIP:91282CKV2)	340,000.00	12/15/24	4.53%	1,933.40	1,417.83	0.00	3,351.23
United States Treasury Note/Bond 4.625% 15 Nov 2026 (CUSIP:91282CJK8)	385,000.00	11/15/24	4.56%	3,774.15	1,499.98	0.00	5,274.13
United States Treasury Note/Bond 4.625% 15 Oct 2026 (CUSIP:91282CJC6)	90,000.00	10/15/24	4.56%	1,228.28	352.56	0.00	1,580.84

## Income Accrual on August 31, 2024 (continued)

	Number of Shares	Ex Date Pay Date	Annual Rate	Beginning Accrual	Income Earned	Income Received	Ending Accrual
<i>US Government (continued)</i>							
United States Treasury Note/Bond 4.625% 15 Sep 2026 (CUSIP:91282CHY0)	20,000.00	09/15/24	4.56%	349.39	77.92	0.00	427.31
<b>Total US Government</b>				<b>\$66,260.81</b>	<b>\$25,826.70</b>	<b>\$25,953.70</b>	<b>\$66,133.81</b>
<i>Agency MBS</i>							
Fannie Mae Pool FN BM4614 3% 01 Mar 2033 (CUSIP:3140J9DU2)	9,366.77	09/01/24	3.10%	23.90	23.42	23.90	23.42
Fannie Mae Pool FN FM4174 3% 01 Nov 2032 (CUSIP:3140X7T82)	14,702.12	09/01/24	3.07%	38.19	36.76	38.19	36.76
<b>Total Agency MBS</b>				<b>\$62.09</b>	<b>\$60.18</b>	<b>\$62.09</b>	<b>\$60.18</b>
<i>CMO</i>							
Government National Mortgage Association GNR 2014-H19 HA 3% 20 Sep 2064 (CUSIP:38375UPV6)	4,581.71	09/01/24	3.07%	13.25	11.45	13.25	11.45
Government National Mortgage Association GNR 2019-H12 JA 2.5% 20 Jul 2069 (CUSIP:38380LXE8)	13,243.52	09/01/24	2.56%	28.94	27.59	28.94	27.59
Government National Mortgage Association GNR 2020-H02 DA 2.25% 20 Dec 2069 (CUSIP:38380LV67)	16,687.51	09/01/24	2.31%	32.20	31.29	32.20	31.29
<b>Total CMO</b>				<b>\$74.39</b>	<b>\$70.33</b>	<b>\$74.39</b>	<b>\$70.33</b>
<i>CMBS</i>							
CarMax Auto Owner Trust 2021-4 CARMX 2021-4 A3 0.56% 15 Sep 2026 (CUSIP:14317JAD9)	7,194.09	09/15/24	0.57%	1.98	3.52	3.71	1.79
Daimler Trucks Retail Trust 2022-1 DTRT 2022-1 A3 5.23% 17 Feb 2026 (CUSIP:233869AC0)	30,378.57	09/15/24	5.23%	79.83	140.45	149.67	70.61
Ford Credit Auto Owner Trust 2022-A FORDO 2022-A A3 1.29% 15 Jun 2026 (CUSIP:345286AC2)	10,906.92	09/15/24	1.31%	7.05	12.42	13.22	6.25

**Income Accrual on August 31, 2024 (continued)**

	Number of Shares	Ex Date Pay Date	Annual Rate	Beginning Accrual	Income Earned	Income Received	Ending Accrual
<b>CMBS (continued)</b>							
Freddie Mac Multifamily Structured Pass Through Certificates FHMS K058 A1 2.34% 25 Jul 2026 (CUSIP:3137BSP64)	45,055.17	09/01/24	2.40%	90.88	87.86	90.88	87.86
Freddie Mac Multifamily Structured Pass Through Certificates FHMS K082 A1 3.92% 25 May 2028 (CUSIP:3137FJKD0)	57,184.89	09/01/24	3.96%	189.77	186.80	189.77	186.80
Freddie Mac Multifamily Structured Pass Through Certificates FHMS K736 A2 2.282% 25 Jul 2026 (CUSIP:3137FNWX4)	65,000.00	09/01/24	2.36%	123.61	123.61	123.61	123.61
GM Financial Consumer Automobile Receivables Trust 2022-1 GMCAR 2022-1 A3 1.26% 16 Nov 2026 (CUSIP:380146AC4)	11,092.90	09/16/24	1.28%	6.44	12.26	12.88	5.82
GM Financial Consumer Automobile Receivables Trust 2022-2 GMCAR 2022-2 A3 3.1% 16 Feb 2027 (CUSIP:362585AC5)	19,484.40	09/16/24	3.14%	27.15	52.32	54.30	25.17
John Deere Owner Trust 2022-C JDOT 2022-C A3 5.09% 15 Jun 2027 (CUSIP:47800BAC2)	66,636.91	09/15/24	5.09%	158.36	289.31	296.92	150.75
<b>Total CMBS</b>				<b>\$685.07</b>	<b>\$908.55</b>	<b>\$934.96</b>	<b>\$658.66</b>
<b>Consumer ABS</b>							
Ally Auto Receivables Trust 2022-1 ALLYA 2022-1 A3 3.31% 15 Nov 2026 (CUSIP:02008JAC0)	39,195.24	09/15/24	3.34%	63.13	112.90	118.37	57.66
Ally Auto Receivables Trust 2023-1 ALLYA 2023-1 A3 5.46% 15 May 2028 (CUSIP:02007WAC2)	120,000.00	09/15/24	5.41%	291.20	546.00	546.00	291.20

## Income Accrual on August 31, 2024 (continued)

	Number of Shares	Ex Date Pay Date	Annual Rate	Beginning Accrual	Income Earned	Income Received	Ending Accrual
<i>Consumer ABS (continued)</i>							
American Express Credit Account Master Trust AMXCA 2023-3 A 5.3% 15 Sep 2028 (CUSIP:02582JKD1)	100,000.00	09/15/24	5.13%	232.44	435.83	435.83	232.44
Bank of America Auto Trust 2023-1 BAAT 2023-1A A3 5.53% 15 Feb 2028 (CUSIP:06428AAC2)	45,000.00	09/15/24	5.47%	110.60	207.37	207.37	110.60
Bank of America Auto Trust 5.74% 15 Jun 2028 (CUSIP:06054YAC1)	90,000.00	09/15/24	5.64%	229.60	430.50	430.50	229.60
BMW Vehicle Owner Trust 2022-A BMWOT 2022-A A3 3.21% 25 Aug 2026 (CUSIP:05602RAD3)	15,563.62	09/25/24	3.24%	9.17	44.99	45.83	8.33
BMW Vehicle Owner Trust 2023-A BMWOT 2023-A A3 5.47% 25 Feb 2028 (CUSIP:05592XAD2)	20,000.00	09/25/24	5.42%	18.23	91.17	91.17	18.23
Capital One Multi-Asset Execution Trust COMET 2022-A2 A 3.49% 15 May 2027 (CUSIP:14041NGA3)	0.00			124.09	7.75	131.84	0.00
Capital One Prime Auto Receivables Trust 2022-1 COPAR 2022-1 A3 3.17% 15 Apr 2027 (CUSIP:14043QAC6)	25,470.62	09/15/24	3.21%	38.45	69.53	72.09	35.89
Capital One Prime Auto Receivables Trust 2022-2 COPAR 2022-2 A3 3.66% 17 May 2027 (CUSIP:14043GAD6)	31,672.97	09/15/24	3.70%	54.90	99.55	102.93	51.52
CarMax Auto Owner Trust 2021-1 CARMX 2021-1 A3 0.34% 15 Dec 2025 (CUSIP:14316NAC3)	866.06	09/15/24	0.34%	0.36	0.44	0.67	0.13
CarMax Auto Owner Trust 2021-3 CARMX 2021-3 A3 0.55% 15 Jun 2026 (CUSIP:14317DAC4)	8,323.63	09/15/24	0.56%	2.30	4.04	4.31	2.03
CarMax Auto Owner Trust 2022-2 CARMX 2022-2 A3 3.49% 16 Feb 2027 (CUSIP:14317HAC5)	26,508.06	09/15/24	3.53%	44.37	79.95	83.20	41.12



**Income Accrual on August 31, 2024 (continued)**

	Number of Shares	Ex Date Pay Date	Annual Rate	Beginning Accrual	Income Earned	Income Received	Ending Accrual
<i>Consumer ABS (continued)</i>							
Carmax Auto Owner Trust 2022-4 CARMX 2022-4 A3 5.34% 16 Aug 2027 (CUSIP:14318UAD3)	87,687.90	09/15/24	5.32%	213.60	395.01	400.50	208.11
Chase Auto Owner Trust 2024-1 CHAOT 2024-1A A3 5.13% 25 May 2029 (CUSIP:16144BAC2)	25,000.00	09/25/24	5.06%	21.38	106.88	106.88	21.38
Chase Issuance Trust CHAIT 2023-A1 A 5.16% 15 Sep 2028 (CUSIP:161571HT4)	100,000.00	09/15/24	5.08%	229.33	430.00	430.00	229.33
CNH Equipment Trust 2022-A CNH 2022-A A3 2.94% 15 Jul 2027 (CUSIP:12660DAC1)	28,921.81	09/15/24	2.99%	38.86	71.80	72.87	37.79
Discover Card Execution Note Trust DCENT 2022-A2 A 3.32% 15 May 2027 (CUSIP:254683CS2)	80,000.00	09/15/24	3.36%	118.04	221.33	221.33	118.04
Discover Card Execution Note Trust DCENT 2022-A3 A3 3.56% 15 Jul 2027 (CUSIP:254683CW3)	75,000.00	09/15/24	3.60%	118.67	222.50	222.50	118.67
Fifth Third Auto Trust 2023-1 FITAT 2023-1 A3 5.53% 15 Aug 2028 (CUSIP:31680EAD3)	70,000.00	09/15/24	5.47%	172.04	322.58	322.58	172.04
Ford Credit Auto Owner Trust 2023-A FORDO 2023-A A3 4.65% 15 Feb 2028 (CUSIP:344928AD8)	30,000.00	09/15/24	4.66%	62.00	116.25	116.25	62.00
GM Financial Consumer Automobile Receivables Trust 2023-2 GMCAR 2023-2 A3 4.47% 16 Feb 2028 (CUSIP:362583AD8)	30,000.00	09/16/24	4.48%	55.88	111.75	111.75	55.88
GM Financial Consumer Automobile Receivables Trust 2024-1 GMCAR 2024-1 A3 4.85% 18 Dec 2028 (CUSIP:36268GAD7)	10,000.00	09/16/24	4.81%	20.21	40.42	40.42	20.21

Income Accrual on August 31, 2024 (continued)

	Number of Shares	Ex Date Pay Date	Annual Rate	Beginning Accrual	Income Earned	Income Received	Ending Accrual
<i>Consumer ABS (continued)</i>							
Harley-Davidson Motorcycle Trust 2022-A HDMOT 2022-A A3 3.06% 15 Feb 2027 (CUSIP:41284YAD8)	20,628.11	09/15/24	3.09%	30.94	55.11	58.00	28.05
Honda Auto Receivables 2021-3 Owner Trust HAROT 2021-3 A3 0.41% 18 Nov 2025 (CUSIP:43815EAC8)	3,409.70	09/18/24	0.41%	0.62	1.32	1.44	0.50
Honda Auto Receivables 2021-4 Owner Trust HAROT 2021-4 A3 0.88% 21 Jan 2026 (CUSIP:43815GAC3)	4,701.82	09/21/24	0.89%	1.31	3.77	3.93	1.15
Honda Auto Receivables 2022-1 Owner Trust HAROT 2022-1 A3 1.88% 15 May 2026 (CUSIP:43815BAC4)	28,148.76	09/15/24	0.00%	0.00	48.83	48.83	0.00
Honda Auto Receivables 2023-2 Owner Trust HAROT 2023-2 A3 4.93% 15 Nov 2027 (CUSIP:437927AC0)	40,000.00	09/15/24	4.92%	87.64	164.33	164.33	87.64
Honda Auto Receivables 2023-4 Owner Trust HAROT 2023-4 A3 5.67% 21 Jun 2028 (CUSIP:438123AC5)	20,000.00	09/21/24	5.56%	31.50	94.50	94.50	31.50
Honda Auto Receivables 2024-1 Owner Trust HAROT 2024-1 A3 5.21% 15 Aug 2028 (CUSIP:437918AC9)	70,000.00	09/15/24	5.15%	162.09	303.92	303.92	162.09
Hyundai Auto Receivables Trust 2022-A HART 2022-A A3 2.22% 15 Oct 2026 (CUSIP:448977AD0)	34,043.84	09/15/24	2.25%	36.95	65.92	69.28	33.59
Hyundai Auto Receivables Trust 2023-B HART 2023-B A3 5.48% 17 Apr 2028 (CUSIP:44933XAD9)	25,000.00	09/15/24	5.41%	60.89	114.17	114.17	60.89
Hyundai Auto Receivables Trust 2023-C HART 2023-C A3 5.54% 16 Oct 2028 (CUSIP:44918CAD4)	35,000.00	09/15/24	5.44%	86.18	161.58	161.58	86.18
Hyundai Auto Receivables Trust 2024-B HART 2024-B A3 4.84% 15 Mar 2029 (CUSIP:44934QAD3)	40,000.00	09/15/24	4.79%	37.64	161.33	112.93	86.04

Income Accrual on August 31, 2024 (continued)

	Number of Shares	Ex Date Pay Date	Annual Rate	Beginning Accrual	Income Earned	Income Received	Ending Accrual
<i>Consumer ABS (continued)</i>							
John Deere Owner Trust 2022 JDOT 2022-A A3 2.32% 15 Sep 2026 (CUSIP:47787JAC2)	20,897.78	09/15/24	2.35%	23.86	42.43	44.74	21.55
John Deere Owner Trust 2024-B JDOT 2024-B A3 5.2% 15 Mar 2029 (CUSIP:47786WAD2)	40,000.00	09/15/24	5.10%	92.44	173.33	173.33	92.44
John Deere Owner Trust 2024 JDOT 2024-A A3 4.96% 15 Nov 2028 (CUSIP:47800RAD5)	20,000.00	09/15/24	4.90%	44.09	82.67	82.67	44.09
Mercedes-Benz Auto Receivables Trust 2022-1 MBART 2022-1 A3 5.21% 16 Aug 2027 (CUSIP:58768PAC8)	91,985.20	09/15/24	5.20%	227.30	411.89	426.19	213.00
Mercedes-Benz Auto Receivables Trust 2023-2 MBART 2023-2 A3 5.95% 15 Nov 2028 (CUSIP:58769FAC9)	35,000.00	09/15/24	5.82%	92.56	173.54	173.54	92.56
Nissan Auto Receivables 2023-B Owner Trust NAROT 2023-B A3 5.93% 15 Mar 2028 (CUSIP:65480MAD5)	25,000.00	09/15/24	5.83%	65.89	123.54	123.54	65.89
Toyota Auto Receivables 2022-C Owner Trust TAOT 2022-C A3 3.76% 15 Apr 2027 (CUSIP:89231CAD9)	23,250.35	09/15/24	3.79%	41.34	75.02	77.51	38.85
Toyota Auto Receivables 2023-B Owner Trust TAOT 2023-B A3 4.71% 15 Feb 2028 (CUSIP:891941AD8)	45,000.00	09/15/24	4.71%	94.20	176.63	176.63	94.20
Toyota Auto Receivables 2023-D Owner Trust TAOT 2023-D A3 5.54% 15 Aug 2028 (CUSIP:89239FAD4)	25,000.00	09/15/24	5.77%	65.44	115.42	115.42	65.44
Toyota Auto Receivables 2024-A Owner Trust TAOT 2024-A A3 4.83% 16 Oct 2028 (CUSIP:89238DAD0)	25,000.00	09/15/24	4.80%	53.67	100.63	100.63	53.67
Toyota Auto Receivables 2024-C Owner Trust TAOT 2024-C A3 4.88% 15 Mar 2029 (CUSIP:89237QAD2)	50,000.00	09/15/24	4.82%	6.78	203.33	101.67	108.44

## Income Accrual on August 31, 2024 (continued)

	Number of Shares	Ex Date Pay Date	Annual Rate	Beginning Accrual	Income Earned	Income Received	Ending Accrual
<b>Consumer ABS (continued)</b>							
USAA Auto Owner Trust 2023-A USAOT 2023-A A3 5.58% 15 May 2028 (CUSIP:90291VAC4)	80,000.00	09/15/24	5.53%	198.40	372.00	372.00	198.40
World Omni Auto Receivables Trust 2024-A WOART 2024-A A3 4.86% 15 Mar 2029 (CUSIP:98164RAD8)	60,000.00	09/15/24	4.82%	129.60	243.00	243.00	129.60
<b>Total Consumer ABS</b>				<b>\$3,940.18</b>	<b>\$7,636.75</b>	<b>\$7,658.97</b>	<b>\$3,917.96</b>
<b>Commercial ABS</b>							
CNH Equipment Trust 2021-C CNH 2021-C A3 0.81% 15 Dec 2026 (CUSIP:12598LACO)	6,404.96	09/15/24	0.83%	2.63	4.61	4.93	2.31
CNH Equipment Trust 4.77% 15 Jun 2029 (CUSIP:18978FACO)	25,000.00	09/15/24	4.73%	53.00	99.38	99.38	53.00
<b>Total Commercial ABS</b>				<b>\$55.63</b>	<b>\$103.99</b>	<b>\$104.31</b>	<b>\$55.31</b>
<b>US Credit</b>							
3M Co 2% 14 Feb 2025 (CUSIP:88579YBH3)	35,000.00	02/14/25	2.03%	324.72	58.34	350.00	33.06
Adobe Inc 4.85% 04 Apr 2027 (CUSIP:00724PAE9)	35,000.00	10/04/24	4.77%	551.69	141.46	0.00	693.15
American Honda Finance Corp 5.25% 07 Jul 2026 (CUSIP:02665WEK3)	85,000.00	01/07/25	5.17%	297.50	371.88	0.00	669.38
AstraZeneca Finance LLC 4.8 26 Feb 2027 (CUSIP:04636NAK9)	40,000.00	02/26/25	4.74%	826.67	160.00	960.00	26.67
BA Credit Card Trust BACCT 2022-A1 A1 3.53% 15 Nov 2027 (CUSIP:05522RDE5)	30,000.00	09/15/24	3.57%	47.07	88.25	88.25	47.07
Bank of America Corp Variable .981% 25 Sep 2025 (CUSIP:06051GJG5)	120,000.00	09/25/24	0.98%	412.02	98.10	0.00	510.12
Bank Of Montreal 5.92% 25 Sep 2025 (CUSIP:06368LWT9)	60,000.00	09/25/24	5.85%	1,243.20	296.00	0.00	1,539.20

**Income Accrual on August 31, 2024 (continued)**

	Number of Shares	Ex Date Pay Date	Annual Rate	Beginning Accrual	Income Earned	Income Received	Ending Accrual
<i>US Credit (continued)</i>							
Bank of New York Mellon Corp/The Variable 4.89% 21 Jul 2028 (CUSIP:06406RBX4)	80,000.00	01/21/25	4.84%	97.80	326.00	0.00	423.80
BlackRock Funding Inc 4.6% 26 Jul 2027 (CUSIP:09290DAH4)	55,000.00	01/26/25	4.54%	35.14	210.83	0.00	245.97
BMW US Capital LLC 4.9% 02 Apr 2027 (CUSIP:05565ECH6)	90,000.00	10/02/24	4.84%	1,457.75	367.50	0.00	1,825.25
BP Cap Markets America 5.017% 17 Nov 2027 (CUSIP:10373QBY5)	70,000.00	11/17/24	4.91%	721.89	292.66	0.00	1,014.55
Brighthouse Fin Gbl Fund 5.55% 09 Apr 2027 (CUSIP:10921U2J6)	50,000.00	10/09/24	5.48%	847.92	231.25	0.00	1,079.17
Bristol-Myers Squibb Co 4.9% 22 Feb 2027 (CUSIP:110122EE4)	15,000.00	02/22/25	4.82%	324.63	61.25	367.50	18.38
Canadian Imperial Bank of Commerce 5.237% 28 Jun 2027 (CUSIP:13607L8C0)	25,000.00	12/28/24	5.13%	120.01	109.11	0.00	229.12
Canadian Imperial Bank of Commerce 5.926% 02 Oct 2026 (CUSIP:13607LWT6)	45,000.00	10/02/24	5.76%	881.49	222.23	0.00	1,103.72
Caterpillar Financial Services Corp 4.8% 06 Jan 2026 (CUSIP:14913R3B1)	85,000.00	01/06/25	4.78%	283.33	340.00	0.00	623.33
Cintas Corp No 2 3.45% 01 May 2025 (CUSIP:17252MAP5)	25,000.00	11/01/24	3.49%	215.63	71.87	0.00	287.50
Cisco Systems Inc 4.8% 26 Feb 2027 (CUSIP:17275RBQ4)	55,000.00	02/26/25	4.72%	1,136.67	220.00	1,320.00	36.67
Eli Lilly & Co 4.5% 09 Feb 2027 (CUSIP:532457CJ5)	55,000.00	02/09/25	4.46%	1,182.50	206.25	1,237.50	151.25
Goldman Sachs Bank USA/New York NY Variable 5.414% 21 May 2027 (CUSIP:38151LAG5)	70,000.00	11/21/24	5.35%	736.91	315.81	0.00	1,052.72
Home Depot Inc/The 4.95% 30 Sep 2026 (CUSIP:437076CV2)	20,000.00	09/30/24	4.88%	332.75	82.50	0.00	415.25

**Income Accrual on August 31, 2024 (continued)**

	Number of Shares	Ex Date Pay Date	Annual Rate	Beginning Accrual	Income Earned	Income Received	Ending Accrual
<i>US Credit (continued)</i>							
Honeywell International 4.65% 30 Jul 2027 (CUSIP:438516CX2)	55,000.00	01/30/25	4.59%	0.00	213.13	0.00	213.13
Hormel Foods Corp 4.8% 30 Mar 2027 (CUSIP:440452AK6)	80,000.00	09/30/24	4.74%	572.00	246.66	-1,026.67	1,845.33
John Deere Capital Corp 3.4% 06 Jun 2025 (CUSIP:24422EWF2)	0.00			77.92	1.41	79.33	0.00
John Deere Capital Corp 4.85% 05 Mar 2027 (CUSIP:24422EXM6)	70,000.00	09/05/24	4.78%	1,358.00	282.92	0.00	1,640.92
JPMorgan Chase & Co Variable 4.08% 26 Apr 2026 (CUSIP:46647PCZ7)	85,000.00	10/26/24	4.11%	915.17	289.00	0.00	1,204.17
JPMorgan Chase & Co Variable 4.979% 22 Jul 2028 (CUSIP:46647PEL6)	60,000.00	01/22/25	4.92%	74.69	248.95	0.00	323.64
Linde Inc 4.7% 05 Dec 2025 (CUSIP:53522KAB9)	85,000.00	12/05/24	4.69%	621.44	332.92	0.00	954.36
Morgan Stanley 4% 23 Jul 2025 (CUSIP:6174468C6)	55,000.00	01/23/25	4.03%	48.89	183.33	0.00	232.22
Morgan Stanley Variable 5.652% 13 Apr 2028 (CUSIP:61747YFP5)	10,000.00	10/13/24	5.51%	160.14	47.10	0.00	207.24
National Rural Util Coop 4.8% 05 Feb 2027 (CUSIP:63743HFM9)	90,000.00	02/05/25	4.74%	2,112.00	360.00	2,160.00	312.00
New York Life Global Fdg 5.45% 18 Sep 2026 (CUSIP:64953BBF4)	100,000.00	09/18/24	5.34%	2,013.47	454.17	0.00	2,467.64
New York Life Global Funding 1.45% 14 Jan 2025 (CUSIP:64952WEK5)	0.00			37.66	2.22	39.88	0.00
Northwestern Mutual GLBL 5.07% 25 Mar 2027 (CUSIP:66815L2R9)	30,000.00	09/25/24	4.96%	532.35	126.75	0.00	659.10
PACCAR Financial Corp 5% 13 May 2027 (CUSIP:69371RT22)	30,000.00	11/13/24	4.89%	325.00	125.00	0.00	450.00
Pacific Life Global Fdg li Med 144a Nt 5.5 28 Aug 2026 (CUSIP:6944PL2W8)	15,000.00	02/28/25	5.40%	350.63	68.74	412.50	6.87
PepsiCo Inc 5.125% 10 Nov 2026 (CUSIP:713448FW3)	25,000.00	11/10/24	5.03%	288.28	106.77	0.00	395.05

**Income Accrual on August 31, 2024 (continued)**

	Number of Shares	Ex Date Pay Date	Annual Rate	Beginning Accrual	Income Earned	Income Received	Ending Accrual
<i>US Credit (continued)</i>							
PNC Financial Services 5.102% 23 Jul 2027 (CUSIP:693475BY0)	60,000.00	01/23/25	5.06%	68.03	255.10	0.00	323.13
Principal Life Global Funding II 1.375% 10 Jan 2025 (CUSIP:74256LET2)	0.00			44.11	2.11	46.22	0.00
Principal Life Global Funding II 4.6% 19 Aug 2027 (CUSIP:74256LFA2)	10,000.00	02/19/25	4.58%	0.00	15.33	0.00	15.33
Principal Life Global Funding II 5% 16 Jan 2027 (CUSIP:74256LEX3)	35,000.00	01/16/25	4.93%	72.92	145.83	0.00	218.75
State Street Corp Variable 1.746% 06 Feb 2026 (CUSIP:857477BR3)	25,000.00	02/06/25	1.77%	212.19	36.37	218.25	30.31
State Street Corp Variable 5.104% 18 May 2026 (CUSIP:857477CB7)	110,000.00	11/18/24	5.10%	1,138.48	467.86	0.00	1,606.34
State Street Corp Variable 5.751% 04 Nov 2026 (CUSIP:857477BX0)	20,000.00	11/04/24	5.69%	277.97	95.85	0.00	373.82
Texas Instruments Inc 4.6% 08 Feb 2027 (CUSIP:882508CE2)	55,000.00	02/08/25	4.55%	1,215.81	210.83	1,265.00	161.64
Toronto-Dominion Bank/The 4.98% 05 Apr 2027 (CUSIP:89115A2W1)	90,000.00	10/05/24	4.91%	1,444.20	373.50	0.00	1,817.70
Toyota Motor Credit Corp 4.55% 07 Aug 2026 (CUSIP:89236TMJ1)	40,000.00	02/07/25	4.53%	0.00	111.22	0.00	111.22
Toyota Motor Credit Corp 5% 14 Aug 2026 (CUSIP:89236TKX2)	45,000.00	02/14/25	4.94%	1,043.75	187.50	1,125.00	106.25
Truist Financial Corp 2.5% 01 Aug 2024 (CUSIP:05531FBH5)	0.00			1,062.50	0.00	1,062.50	0.00
Unitedhealth Group Inc 4.6% 15 Apr 2027 (CUSIP:91324PEY4)	90,000.00	10/15/24	4.55%	1,495.00	345.00	0.00	1,840.00
Westpac Banking Corp 5.512% 17 Nov 2025 (CUSIP:961214FL2)	75,000.00	11/17/24	5.44%	849.77	344.50	0.00	1,194.27
<b>Total US Credit</b>				<b>\$30,489.66</b>	<b>\$9,951.36</b>	<b>\$9,705.26</b>	<b>\$30,735.76</b>
<b>Total Fixed Income</b>				<b>\$101,567.83</b>	<b>\$44,557.86</b>	<b>\$44,493.68</b>	<b>\$101,632.01</b>
<b>Total Accrual</b>				<b>\$101,939.26</b>	<b>\$44,853.96</b>	<b>\$44,865.11</b>	<b>\$101,928.11</b>

**Information****IMPORTANT INFORMATION FOR ALL REGIONS BANK CUSTOMERS:**

WE ENCOURAGE YOU TO CONTACT YOUR TRUST ADVISOR OR RELATIONSHIP MANAGER IF YOUR FINANCIAL OBJECTIVES CHANGE OR IF YOU WANT TO DISCUSS THE INVESTMENT OBJECTIVES OF YOUR ACCOUNT. TRUST SERVICES ARE PROVIDED THROUGH REGIONS PRIVATE WEALTH MANAGEMENT OR INSTITUTIONAL SERVICES, A BUSINESS UNIT WITHIN REGIONS BANK. INVESTMENTS IN SECURITIES, INSURANCE AND ANNUITY PRODUCTS: ARE NOT FDIC INSURED, ARE NOT A DEPOSIT, ARE NOT BANK GUARANTEED, ARE NOT INSURED BY ANY FEDERAL GOVERNMENT AGENCY, MAY GO DOWN IN VALUE, AND ARE NOT A CONDITION OF ANY BANKING ACTIVITY.

**INVESTMENT PRODUCTS AND FEES/REVENUE-SHARING DISCLOSURES**

REGIONS PRIVATE WEALTH MANAGEMENT OR INSTITUTIONAL SERVICES MAY INVEST IN INVESTMENT PRODUCTS NOT AFFILIATED WITH REGIONS BANK OR ITS AFFILIATES. REGIONS BANK MAY RECEIVE 12B-1 FEES AND/OR ANNUAL REVENUE SHARING FEES FROM THE USE OF THESE INVESTMENT PRODUCTS IN ITS CUSTOMERS' ACCOUNTS. THE 12B-1 FEES RECEIVED BY REGIONS BANK VARY BY INVESTMENT PRODUCT AND IN NO CIRCUMSTANCES EXCEED .75% OF THE AVERAGE DAILY NET ASSETS INVESTED IN ANY PRODUCT; IN MOST CIRCUMSTANCES THE FEE IS .25% OR LESS. ANNUAL REVENUE SHARING FEES OF UP TO .15% OF THE MARKET VALUE OF THE ASSETS INVESTED IN CERTAIN MONEY MARKET MUTUAL FUNDS ARE PAID DIRECTLY TO REGIONS BANK FROM THE INVESTMENT PROVIDER. IN THE EVENT AN ACCOUNT HAS BEEN TERMINATED AND FORMALLY CLOSED, AN ADMINISTRATIVE FEE OF UP TO \$50 FOR PROCESSING EACH CLASS ACTION SETTLEMENT PAYMENT OR ANY OTHER CASH RECEIPT WILL BE CHARGED.

**MARKET VALUES AND ESTIMATED INCOME FIGURES ARE NOT GUARANTEED BUT DO COME FROM RELIABLE SOURCES.** FOR SECURITIES TRADED ON A MAJOR EXCHANGE, MARKET VALUES ARE PRICED AS OF THE STATEMENT DATE AS PROVIDED BY VARIOUS PRICING SERVICES.

THE METHOD AND FREQUENCY OF PRICING ASSETS NOT TRADED ON MAJOR EXCHANGES VARIES DEPENDING ON THE TYPE OF ASSETS; THEREFORE, THE PRICE SHOWN ON YOUR STATEMENT MAY NOT BE A CURRENT VALUE AS OF THE STATEMENT DATE. WE CANNOT GUARANTEE THEIR ACCURACY OR THAT THE ASSETS CAN BE BOUGHT OR SOLD FOR THESE PRICES. FOR MORE DETAILED INFORMATION REGARDING FEES, PLEASE CONSULT THE FUND PROSPECTUS OR CONTACT YOUR TRUST ADVISOR OR RELATIONSHIP MANAGER. THE BEGINNING BALANCE ON THIS STATEMENT MAY NOT MATCH THE CLOSING BALANCE ON THE PREVIOUS STATEMENT DUE TO THE SECURITY PRICE IN THE PORTFOLIO BEING UPDATED AFTER THE PREVIOUS STATEMENT WAS ISSUED.

**IMPORTANT INFORMATION FOR RETIREMENT SERVICES ACCOUNTS:**

REGIONS MAY RECEIVE 12B-1, SHAREHOLDER SERVICE FEES AND/OR SUB-TRANSFER AGENT FEES FROM THE FUNDS OF UP TO .75% OF THE MARKET VALUE OF PLAN ASSETS INVESTED IN THE FUND PAYING SUCH FEES. REGIONS MAY RECEIVE A FINDER'S FEE IN AN AMOUNT UP TO 1.00% OF THE VALUE OF NEW PURCHASES IN A FUND WHERE THE PLAN'S INVESTMENT IN THE FUND EXCEEDS A SPECIFIC DOLLAR AMOUNT DETERMINED BY THE FUND FAMILY. REGIONS MAY RECEIVE AN ANNUAL REVENUE SHARING FEE FROM THE FUND DISTRIBUTOR OF UP TO .15% OF THE MARKET VALUE OF PLAN ASSETS INVESTED IN THE FUND. PERCENTAGES DESCRIBE FEES THAT ARE CALCULATED AS AN ANNUAL PERCENTAGE OF THE ASSETS INVESTED BY REGIONS CLIENTS IN THE PARTICULAR FUND OR FUND FAMILY. 12B-1, SUB-TRANSFER AGENT AND SHAREHOLDER SERVICE FEES ARE PAID OUT OF THE ASSETS OF THE MUTUAL FUNDS; REVENUE SHARING AND FINDERS FEES ARE NOT CHARGED AGAINST MUTUAL FUND ASSETS.

**REGIONS TRUST CASH SWEEP (RTCS) DISCLOSURE**

UNLESS YOU HAVE INSTRUCTED US TO USE A THIRD-PARTY SHORT TERM INVESTMENT VEHICLE TO HOLD CASH IN THE ACCOUNT, WE USE ONE OF



Information (continued)

THE REGIONS TRUST CASH SWEEP FUNDS ("RTCS") TO ENSURE THAT ALL CASH IN THE ACCOUNT IS INVESTED DAILY. AS INVESTMENTS IN THE ACCOUNT GENERATE CASH, THIS CASH IS AUTOMATICALLY SWEEP INTO RTCS EACH DAY WHERE THE CASH EARNS INTEREST RATHER THAN SITTING IDLE BEFORE BEING DISTRIBUTED OR REINVESTED. EACH RTCS FUND PAYS INTEREST IN ACCORDANCE WITH THE DISCLOSURE PROVIDED TO YOU AT THE TIME THE FUND WAS SELECTED. THE INVESTMENT OBJECTIVE OF RTCS IS TO PRODUCE CURRENT INCOME WITH LIQUIDITY AND STABLE PRINCIPAL. RTCS IS AN FDIC-INSURED DEPOSIT IN REGIONS BANK. BALANCES IN EXCESS OF THE STANDARD MAXIMUM INSURED AMOUNT (GENERALLY \$250,000) MAY OR MAY NOT BE COLLATERALIZED BY MARKETABLE SECURITIES SEGREGATED BY REGIONS BANK FOR PURPOSES OF SECURING THESE DEPOSITS, DEPENDING UPON THE PARTICULAR RTCS FUND SELECTED. THERE ARE NO SEPARATE MANAGEMENT FEES ASSOCIATED WITH RTCS. THE ACCOUNT FEES BASED ON THE TOTAL MARKET VALUE OF THE ACCOUNT WILL INCLUDE THE RTCS ASSETS IN THE CALCULATION. AS BANKING PRODUCTS CHANGE, REGIONS BANK MAY CHANGE THE TYPE OF DEPOSIT OR ACCOUNT WE USE FOR THE RTCS. WE WILL NOTIFY YOU IF ANY CHANGE IS A MATERIAL CHANGE.

**IMPORTANT INFORMATION FOR RESPONSIBLE PLAN FIDUCIARIES, RETIREMENT PLAN SPONSORS, IRA OWNERS AND INVESTMENT MANAGERS**

IF YOU ARE A RESPONSIBLE PLAN FIDUCIARY, A RETIREMENT PLAN SPONSOR, AN IRA OWNER, OR AN INVESTMENT MANAGER, AND YOU HAVE ALREADY AUTHORIZED THE USE OF REGIONS BANK AS A DEPOSITORY FOR UNINVESTED CASH, THEN IT IS NOT NECESSARY TO TAKE ADDITIONAL ACTION TO APPROVE THE USE OF THE RTCS TO HOLD CASH IN THE RETIREMENT PLAN OR IRA TRUST. HOWEVER, IF YOU DO NOT APPROVE OF THE USE OF THE RTCS, YOU MUST CONTACT YOUR RELATIONSHIP MANAGER OR TRUST ADVISOR TO DESIGNATE ANOTHER SHORT TERM INVESTMENT VEHICLE TO HOLD CASH IN THE ACCOUNT.

**COST BASIS REPORTING REQUIREMENTS BEGINNING JANUARY 1, 2011, FOR AGENCY AND CUSTODY ACCOUNTS**

THE EMERGENCY ECONOMIC STABILIZATION ACT OF 2008 MANDATED TAX REPORTING CHANGES THAT REQUIRE FINANCIAL INSTITUTIONS TO REPORT THE ADJUSTED COST BASIS OF CERTAIN SOLD SECURITIES, INCLUDING WHETHER THE GAIN OR LOSS IS SHORT OR LONG-TERM, TO THE IRS AND TO CUSTOMERS ON FORM 1099-B.

**COVERED VS. NON-COVERED SECURITIES**

THE CHANGES ARE BEING ROLLED OUT IN PHASES AS INDICATED BELOW. COVERED SECURITIES ARE THOSE ACQUIRED ON OR AFTER THE DATES SPECIFIED IN THE LEGISLATION. COST BASIS FOR THESE SECURITIES MUST BE REPORTED BY FINANCIAL INSTITUTIONS. SECURITIES ACQUIRED BEFORE THESE DATES ARE NON-COVERED AND FINANCIAL INSTITUTIONS ARE NOT REQUIRED TO REPORT THE COST BASIS. TAXPAYERS ARE RESPONSIBLE FOR ACCURATELY REPORTING COST BASIS ON COVERED AND NON-COVERED SECURITIES TO THE IRS ON THEIR TAX RETURNS.

EQUITIES.....	ACQUIRED ON OR AFTER JAN. 1, 2011
MUTUAL FUNDS, DIVIDEND REINVESTMENT PLANS (DRIPS) AND MOST ETFS.....	ACQUIRED ON OR AFTER JAN. 1, 2012
SIMPLE DEBT INSTRUMENTS AND OPTIONS.....	ACQUIRED ON OR AFTER JAN. 1, 2014
DEBT INSTRUMENTS WITH COMPLEX FEATURES.....	ACQUIRED ON OR AFTER JAN. 1, 2016

**TAX LOT SELECTION METHOD**

THE IRS REQUIRES THE USE OF A DEFAULT COST BASIS METHOD FOR CALCULATING GAINS AND LOSSES UNLESS A CLIENT OR ADVISOR ACTING ON THE CLIENT'S BEHALF CHOOSES ANOTHER METHOD. FOR EQUITIES, THE IRS DEFAULT SELECTION METHOD IS FIRST IN, FIRST OUT (FIFO).

**Information (continued)**

HOWEVER, PRIOR TO OCTOBER 1, 2017, REGIONS' DEFAULT SELECTION METHOD WAS LONG TERM, HIGH COST UNLESS THE CLIENT REQUESTED A DIFFERENT DEFAULT METHOD. EFFECTIVE OCTOBER 1, 2017, REGIONS' DEFAULT SELECTION METHOD IS MINIMIZE GAIN UNLESS THE CLIENT DIRECTS OTHERWISE. IF A CLIENT DESIRES A DIFFERENT DEFAULT SELECTION METHOD THAN MINIMIZE GAIN, THE CLIENT SHOULD CONTACT THEIR TRUST ADVISOR. CLIENTS CAN CHANGE THE DEFAULT SELECTION METHOD OR OVERRIDE IT FOR A SPECIFIC TRADE. AN ALTERNATE DEFAULT SELECTION METHOD MUST BE SPECIFIED EITHER AT THE TIME OF THE TRADE OR THROUGH A STANDING ORDER; HOWEVER, ONCE THE TRADE SETTLES, THE METHOD USED WILL BE FINAL AND CANNOT BE CHANGED.

**FORM 1099-B**

FINANCIAL INSTITUTIONS ARE REQUIRED TO INCLUDE COST BASIS, ACQUISITION DATE, WASH SALE DISALLOWED LOSS, AND HOLDING PERIOD INFORMATION FOR COVERED SECURITIES ON FORM 1099-B.

**TRADE REQUESTS**

REGIONS WEALTH MANAGEMENT PERFORMS TRADE REQUESTS AS AN ACCOMMODATION ONLY. REGIONS WEALTH MANAGEMENT ALLOWS THE USE OF ELECTRONIC COMMUNICATION (I.E., FAX OR EMAIL OR VOICEMAIL) BY ANY CUSTOMER TO REQUEST, AUTHORIZE OR EFFECT THE PURCHASE OR SALE OF SECURITIES. WE DO NOT GUARANTEE THAT ANY SUCH REQUEST WILL BE TIMELY PROCESSED. REGIONS WEALTH MANAGEMENT SHALL NOT BE RESPONSIBLE FOR CARRYING OUT SUCH ORAL OR WRITTEN (INCLUDING ELECTRONIC) INSTRUCTIONS UNTIL WE HAVE ACKNOWLEDGED RECEIPT OF SUCH INSTRUCTIONS.

**ANNUAL NOTICE OF FEDERAL WITHHOLDING TAX ON PERIODIC PAYMENTS**

IT IS NOT NECESSARY TO CONTACT REGIONS IF YOU DO NOT WISH TO MAKE A CHANGE IN THE AMOUNT CURRENTLY BEING WITHHELD. IF FEDERAL INCOME TAXES HAVE BEEN WITHHELD FROM THE PENSION PAYMENTS YOU ARE RECEIVING AND IF YOU DO NOT WISH TO HAVE TAXES WITHHELD, YOU SHOULD COMPLETE AN IRS FORM W-4P AND SUBMIT IT TO YOUR ACCOUNT RELATIONSHIP MANAGER. HOWEVER, IF YOU ELECT NOT TO HAVE WITHHOLDING APPLY TO YOUR PENSION PAYMENTS, OR IF YOU DO NOT HAVE ENOUGH FEDERAL INCOME TAX WITHHELD FROM YOUR PENSION PAYMENTS, YOU MAY BE RESPONSIBLE FOR PAYMENT OF ESTIMATED TAX. YOU MAY INCUR PENALTIES UNDER THE ESTIMATED TAX RULES IF YOUR WITHHOLDING AND ESTIMATED TAX PAYMENTS ARE NOT SUFFICIENT. IF FEDERAL INCOME TAXES ARE NOT BEING WITHHELD FROM YOUR PENSION PAYMENTS BECAUSE YOU HAVE ELECTED NOT TO HAVE WITHHOLDING APPLY AND IF YOU WISH TO REVOKE THAT ELECTION AND HAVE FEDERAL INCOME TAXES WITHHELD FROM YOUR PENSION PAYMENTS, YOU SHOULD COMPLETE AN IRS FORM W-4P AND SUBMIT TO YOUR RELATIONSHIP MANAGER. THESE FORMS MAY BE OBTAINED FROM THE INTERNAL REVENUE SERVICE WEBSITE, IRS.GOV (SELECT THE MORE FORMS AND PUBLICATIONS TAB AND FOLLOW THE INSTRUCTIONS TO FORM W-4P), OR BY CALLING THE IRS AT 1-800-829-1040. YOU MAY ALSO CONTACT YOUR ACCOUNT RELATIONSHIP MANAGER AND THEY WILL MAIL YOU THE FORM. IF YOU WISH TO CHANGE PREVIOUS ELECTION, PLEASE COMPLETE AND MAIL TO YOUR ACCOUNT RELATIONSHIP MANAGER. YOU SHOULD INDICATE ON FORM W-4P YOUR NAME, SOCIAL SECURITY NUMBER AND THE COMPANY FROM WHICH YOU ARE RETIRED, AS WELL AS YOUR WITHHOLDING ELECTION.

**NOTICE OF LIMITATIONS PERIOD FOR BREACH OF TRUST ACTIONS**

THIS NOTICE, AS WELL AS ANY EARLIER OR OTHER COMMUNICATION CONTAINING SUCH INFORMATION, SERVES TO ALERT PERSONS OR ENTITIES WITH AN INTEREST IN THIS ACCOUNT THAT (i) IN MANY STATES, INCLUDING THOSE LISTED BELOW, STATUTES OF LIMITATIONS PROVIDE THAT A BENEFICIARY OF A TRUST MAY NOT COMMENCE A PROCEEDING AGAINST A TRUSTEE FOR BREACH OF TRUST MORE THAN A CERTAIN PERIOD AFTER THE DATE THAT THE BENEFICIARY OR REPRESENTATIVE OF THE BENEFICIARY WAS SENT A REPORT\* DISCLOSING ADEQUATE INFORMATION TO ALERT THE BENEFICIARY OR REPRESENTATIVE OF THE EXISTENCE OF A POTENTIAL CLAIM FOR BREACH OF TRUST; (ii) THIS STATEMENT IS A

**Information (continued)**

REPORT WITHIN THE MEANING OF SUCH STATUTES AS TO ALL INFORMATION CONTAINED HEREIN, INCLUDING, WITHOUT LIMITATION, THE COMPENSATION RECEIVED BY REGIONS BANK AND ITS AFFILIATES, INVESTMENTS MADE, HELD OR DISPOSED OF AND DISBURSEMENTS AND DISTRIBUTIONS MADE ON BEHALF OF THIS ACCOUNT; AND (iii) ANY PERSON OBJECTING TO ANY MATTER DISCLOSED IN THIS STATEMENT MAY BE REQUIRED BY SUCH STATUTES TO COMMENCE A PROCEEDING AGAINST REGIONS BANK WITHIN THE TIME ALLOWED BY LAW IN ORDER TO PRESERVE HIS, HER OR ITS RIGHTS TO BRING LEGAL ACTION RELATING TO SUCH OBJECTION. AN ACTION FOR BREACH OF TRUST BASED ON MATTERS DISCLOSED IN A TRUST ACCOUNTING OR OTHER WRITTEN REPORT OF THE TRUSTEE MAY BE SUBJECT TO A SPECIFIC STATUTE OF LIMITATIONS FROM THE SENDING OR RECEIPT OF THE TRUST ACCOUNTING OR OTHER WRITTEN REPORT, BASED ON THE PARTICULARS OF THE STATE STATUTE. ALSO, IN CERTAIN STATES (MARKED BELOW WITH [\*]), THE EFFECT OF TRIGGERING THE STATUTE OF LIMITATIONS MAY POSSIBLY APPLY ONLY TO A STATEMENT OR REPORT THAT IS FINAL OR AT THE TERMINATION OF THE TRUST OR BENEFICIARY RELATIONSHIP. IN A STATE MARKED BELOW WITH [\*\*], THE STATUTE OF LIMITATIONS MAY VARY, ACCORDING TO THE DATE THE TRUSTEESHIP WAS ACCEPTED OR THE DATE THE TRUST BECAME IRREVOCABLE. PLEASE NOTE THAT THE TIME ALLOWED FOR COMMENCING A PROCEEDING CONSISTS OF THE FOLLOWING PERIOD UNDER APPLICABLE STATE LAW: 6 MONTHS (FL); 1 YEAR (AR, MS, MO, SC, TN, IA, KY); 2 YEARS (AL, IL\*\*, GA, LA); 3 YEARS (IL\*\*, IN\*); 4 YEARS (TX); 5 YEARS (NC\*). ADDITIONALLY, ACCOUNTS FOR WHICH REGIONS SERVES AS AGENT FOR AN INDIVIDUAL OR ENTITY AS PRINCIPAL, WHETHER THE PRINCIPAL SERVES IN AN INDIVIDUAL OR FIDUCIARY CAPACITY, LIKEWISE ARE SUBJECT TO APPLICABLE STATUTES OF LIMITATION. THIS STATEMENT, AS WELL AS ANY EARLIER OR OTHER COMMUNICATION CONTAINING SUCH INFORMATION, IS NOTICE AS TO ALL INFORMATION CONTAINED HEREIN, AND THE PRINCIPAL MAY BE REQUIRED BY SUCH STATUTES TO COMMENCE A PROCEEDING AGAINST REGIONS BANK WITHIN THE TIME ALLOWED BY LAW IN ORDER TO PRESERVE HIS, HER OR ITS RIGHTS TO BRING LEGAL ACTION RELATING TO ANY MATTER DISCLOSED IN THIS STATEMENT. THIS NOTICE IS FOR INFORMATIONAL PURPOSES ONLY AND IS NOT LEGAL ADVICE; PLEASE CONSULT YOUR ATTORNEY REGARDING ANY QUESTIONS ABOUT WHICH STATE LAW IS APPLICABLE AND ITS EFFECT.

**S&P FIXED INCOME ASSET RATINGS:**

REGARDING ANY PRESENTATION OF ASSET RATING INFORMATION PROVIDED BY STANDARD & POORS WITHIN THIS DOCUMENT, ALL INFORMATION IS COPYRIGHT © 2022, S&P GLOBAL MARKET INTELLIGENCE (AND ITS AFFILIATES AS APPLICABLE). REPRODUCTION OF ANY INFORMATION, OPINIONS, VIEWS, DATA OR MATERIAL, INCLUDING RATINGS (“CONTENT”) IN ANY FORM IS PROHIBITED EXCEPT WITH THE PRIOR WRITTEN PERMISSION OF THE RELEVANT PARTY. SUCH PARTY, ITS AFFILIATES AND SUPPLIERS (“CONTENT PROVIDERS”) DO NOT GUARANTEE THE ACCURACY, ADEQUACY, COMPLETENESS, TIMELINESS OR AVAILABILITY OF ANY CONTENT AND ARE NOT RESPONSIBLE FOR ANY ERRORS OR OMISSIONS (NEGLIGENT OR OTHERWISE), REGARDLESS OF THE CAUSE, OR FOR THE RESULTS OBTAINED FROM THE USE OF SUCH CONTENT. IN NO EVENT SHALL CONTENT PROVIDERS BE LIABLE FOR ANY DAMAGES, COSTS, EXPENSES, LEGAL FEES, OR LOSSES (INCLUDING LOST INCOME OR LOST PROFIT AND OPPORTUNITY COSTS) IN CONNECTION WITH ANY USE OF THE CONTENT. A REFERENCE TO A PARTICULAR INVESTMENT OR SECURITY, A RATING OR ANY OBSERVATION CONCERNING AN INVESTMENT THAT IS PART OF THE CONTENT IS NOT A RECOMMENDATION TO BUY, SELL OR HOLD SUCH INVESTMENT OR SECURITY, DOES NOT ADDRESS THE SUITABILITY OF AN INVESTMENT OR SECURITY AND SHOULD NOT BE RELIED ON AS INVESTMENT ADVICE. CREDIT RATINGS ARE STATEMENTS OF OPINIONS AND ARE NOT STATEMENTS OF FACT.

**PERFORMANCE:**

PERFORMANCE INFORMATION IS PROVIDED FOR THE SOLE USE OF THE INDIVIDUAL(S) IT IS PRESENTED TO. PERFORMANCE RESULTS CONTAINED IN THIS STATEMENT REFLECTS TRADING IN YOUR ACCOUNT(S) AND IS FOR INFORMATIONAL PURPOSES ONLY. RETURNS ARE CALCULATED USING

**Information (continued)**

A THIRD-PARTY VENDOR, SEI. PERFORMANCE INFORMATION MAY NOT REFLECT PERFORMANCE OF ALL ASSETS REFLECTED ON THIS STATEMENT AS SOME ASSETS MAY NOT BE SUBJECT TO OUR DISCRETIONARY AUTHORITY REGARDING INVESTMENT DECISIONS AND MAY BE EXCLUDED FROM THE INVESTMENT PERFORMANCE CALCULATIONS. FACTORS IMPACTING THE RETURNS INCLUDE INDIVIDUAL CLIENT RISK TOLERANCE, RESTRICTIONS A CLIENT MAY PLACE ON THE ACCOUNT, INVESTMENT OBJECTIVES, CHOICE OF BROKER/DEALER OR CUSTODIANS, AS WELL AS OTHER FACTORS. YOUR ACCOUNT(S) PERFORMANCE MAY DIFFER FROM THAT OF OTHER CLIENTS DUE TO, AMONG OTHER THINGS, COMMISSION, TIMING OF ORDER ENTRY, OR THE MANNER IN WHICH THE TRADES WERE EXECUTED. THE INFORMATION PRESENTED HAS BEEN OBTAINED FROM SOURCES BELIEVED TO BE ACCURATE AND RELIABLE. REGIONS CANNOT GUARANTEE THE ACCURACY OR COMPLETENESS OF SUCH INFORMATION AND ASSUMES NO LIABILITY FOR DAMAGES RESULTING FROM OR ARISING OUT OF THE USE OF SUCH INFORMATION. FOR PRIVATE WEALTH AND INSTITUTIONAL SERVICES ACCOUNTS PERFORMANCE IS PRESENTED AS NET OF FEES PERFORMANCE, THEREBY FEES (AND TRADING COMMISSIONS) ARE REFLECTED IN THE DATA. THE FEE SCHEDULE IS DESCRIBED IN YOUR INVESTMENT MANAGEMENT CONTRACT.

PAST PERFORMANCE IS NOT INDICATIVE OF FUTURE RETURNS. CURRENT PERFORMANCE MAY BE LOWER OR HIGHER THAN THE PERFORMANCE DATA PRESENTED. THE INVESTMENT RETURN AND PRINCIPAL VALUE OF AN INVESTMENT WILL FLUCTUATE SO THAT, WHEN REDEEMED, IT MAY BE WORTH MORE OR LESS THAN THE ORIGINAL VALUE. IT SHOULD NOT BE ASSUMED THAT RECOMMENDATIONS MADE IN THE FUTURE WILL BE PROFITABLE OR WILL EQUAL THE PERFORMANCE OF THE SECURITIES PRESENTED HEREIN. SECURITIES ARE NOT FDIC INSURANCE, HAVE NO BANK GUARANTEE, AND MAY LOSE VALUE.

**TRADE ERROR CORRECTION:**

FROM TIME TO TIME ERRORS MAY OCCUR IN THE EXECUTION OF TRADES FOR YOUR ACCOUNT. WHEN RESPONSIBLE FOR SUCH AN ERROR, REGIONS WILL NOTIFY YOU AND WILL CORRECT ANY ERROR AS SOON AS ADMINISTRATIVELY FEASIBLE BY ADDRESSING ANY LOSSES AND PUTTING YOUR ACCOUNT INTO THE SAME POSITION AS IF THE ERROR HAD NOT OCCURRED. WHERE ADMINISTRATIVELY FEASIBLE, ANY GAINS RESULTING FROM THE ERROR MAY BE RETAINED IN YOUR ACCOUNT. TRADING ERRORS WILL NOT OTHERWISE BE REFLECTED IN YOUR STATEMENT IF CORRECTED WITHIN 30 DAYS OR WITHIN THE SAME MONTHLY STATEMENT CYCLE.

# PFM Consolidated Statement



Customer Service  
PO Box 11813  
Harrisburg, PA 17108-1813

**ACCOUNT STATEMENT**

For the Month Ending  
**August 31, 2024**

**CITY OF DORAL**

**Client Management Team**

**Scott Sweeten, BCM, CFS**

Sr. Managing Consultant  
225 E. Robinson Street  
Orlando, FL 32801  
407-406-5754  
sweetens@pfmam.com

**Richard Pengelly, CFA, CIMA, CTP**

Managing Director  
225 E. Robinson Street  
Orlando, FL 32801  
407-406-5766  
pengellyr@pfmam.com

**Contents**

- Cover/Disclosures
- Summary Statement
- Individual Accounts

**Accounts included in Statement**

██████████	CITY OF DORAL GENERAL FUND
██████████	CITY OF DORAL STORM WATER PORTFOLIO
██████████	CITY OF DORAL TRANSPORTATION
██████████	CITY OF DORAL GO BOND SERIES 2021

CITY OF DORAL  
SOLANGEL PEREZ  
8401 NORTHWEST 53RD TERRACE  
SUITE 100  
DORAL, FL 33166

**Online Access** <https://www.pfmam.com>      **Customer Service** 1-717-232-2723

**Important Disclosures**

**Important Disclosures**

This statement is for general information purposes only and is not intended to provide specific advice or recommendations. PFM Asset Management LLC ("PFMAM") is an investment adviser registered with the U.S. Securities and Exchange Commission and a subsidiary of U.S. Bancorp Asset Management, Inc. ("USBAM"). USBAM is a subsidiary of U.S. Bank National Association ("U.S. Bank"). U.S. Bank is a separate entity and subsidiary of U.S. Bancorp. U.S. Bank is not responsible for and does not guarantee the products, services or performance of PFMAM. PFMAM maintains a written disclosure statement of our background and business experience. If you would like to receive a copy of our current disclosure statement, please contact Service Operations at the address below.

**Proxy Voting** PFMAM does not normally receive proxies to vote on behalf of its clients. However, it does on occasion receive consent requests. In the event a consent request is received the portfolio manager contacts the client and then proceeds according to their instructions. PFMAM's Proxy Voting Policy is available upon request by contacting Service Operations at the address below.

**Questions About an Account** PFMAM's monthly statement is intended to detail our investment advisory activity as well as the activity of any accounts held by clients in pools that are managed by PFMAM. The custodian bank maintains the control of assets and executes (i.e., settles) all investment transactions. The custodian statement is the official record of security and cash holdings and transactions. PFMAM recognizes that clients may use these reports to facilitate record keeping and that the custodian bank statement and the PFMAM statement should be reconciled and differences resolved. Many custodians use a settlement date basis which may result in the need to reconcile due to a timing difference.

**Account Control** PFMAM does not have the authority to withdraw funds from or deposit funds to the custodian outside the scope of services provided by PFMAM. Our clients retain responsibility for their internal accounting policies; implementing and enforcing internal controls and generating ledger entries or otherwise recording transactions.

**Market Value** Generally, PFMAM's market prices are derived from closing bid prices as of the last business day of the month as supplied by ICE Data Services. There may be differences in the values shown for investments due to accrued but uncollected income and the use of differing valuation sources and methods. Non-negotiable FDIC-insured bank certificates of deposit are priced at par. Although PFMAM believes the prices to be reliable, the values of the securities may not represent the prices at which the securities could have been bought or sold. Explanation of the valuation methods for a registered investment company or local government investment program is contained in the appropriate fund offering documentation or information statement.

**Amortized Cost** The original cost of the principal of the security is adjusted for the amount of the periodic reduction of any discount or premium from the purchase date until the date of the report. Discount or premium with respect to short term securities (those with less than one year to maturity at time of issuance) is amortized on a straightline basis. Such discount or premium with respect to longer term securities is amortized using the constant yield basis.

**Tax Reporting** Cost data and realized gains / losses are provided for informational purposes only. Please review for accuracy and consult your tax advisor to determine the tax consequences of your security transactions. PFMAM does not report such information to the IRS or other taxing authorities and is not responsible for the accuracy of such information that may be required to be reported to federal, state or other taxing authorities.

**Financial Situation** In order to better serve you, PFMAM should be promptly notified of any material change in your investment objective or financial situation.

**Callable Securities** Securities subject to redemption prior to maturity may be redeemed in whole or in part before maturity, which could affect the yield represented.

**Portfolio** The securities in this portfolio, including shares of mutual funds, are not guaranteed or otherwise protected by PFMAM, the FDIC (except for certain non-negotiable certificates of deposit) or any government agency. Investment in securities involves risks, including the possible loss of the amount invested. Actual settlement values, accrued interest, and amortized cost amounts may vary for securities subject to an adjustable interest rate or subject to principal paydowns. Any changes to the values shown may be reflected within the next monthly statement's beginning values.

**Rating** Information provided for ratings is based upon a good faith inquiry of selected sources, but its accuracy and completeness cannot be guaranteed.

Shares of some local government investment programs and TERM funds are marketed through representatives of PFMAM's affiliate, PFM Fund Distributors, Inc. which is registered with the SEC as a broker/dealer and is a member of the Financial Industry Regulatory Authority ("FINRA") and the Municipal Securities Rulemaking Board ("MSRB"). You may reach the FINRA by calling the FINRA Hotline at 1-800-289-9999 or at the FINRA website address

<https://www.finra.org/investors/investor-contacts>. A brochure describing the FINRA Regulation Public Disclosure Program is also available from FINRA upon request.

**Key Terms and Definitions**

**Dividends** on local government investment program funds consist of interest earned, plus any discount ratably amortized to the date of maturity, plus all realized gains and losses on the sale of securities prior to maturity, less ratably amortization of any premium and all accrued expenses to the fund. Dividends are accrued daily and may be paid either monthly or quarterly. The monthly earnings on this statement represent the estimated dividend accrued for the month for any program that distributes earnings on a quarterly basis. There is no guarantee that the estimated amount will be paid on the actual distribution date.

**Current Yield** is the net change, exclusive of capital changes and income other than investment income, in the value of a hypothetical fund account with a balance of one share over the seven-day base period including the statement date, expressed as a percentage of the value of one share (normally \$1.00 per share) at the beginning of the seven-day period. This resulting net change in account value is then annualized by multiplying it by 365 and dividing the result by 7. The yields quoted should not be considered a representation of the yield of the fund in the future, since the yield is not fixed.

**Average maturity** represents the average maturity of all securities and investments of a portfolio, determined by multiplying the par or principal value of each security or investment by its maturity (days or years), summing the products, and dividing the sum by the total principal value of the portfolio. The stated maturity date of mortgage backed or callable securities are used in this statement. However the actual maturity of these securities could vary depending on the level or prepayments on the underlying mortgages or whether a callable security has or is still able to be called.

**Monthly distribution yield** represents the net change in the value of one share (normally \$1.00 per share) resulting from all dividends declared during the month by a fund expressed as a percentage of the value of one share at the beginning of the month. This resulting net change is then annualized by multiplying it by 365 and dividing it by the number of calendar days in the month.

**YTM at Cost** The yield to maturity at cost is the expected rate of return, based on the original cost, the annual interest receipts, maturity value and the time period from purchase date to maturity, stated as a percentage, on an annualized basis.

**YTM at Market** The yield to maturity at market is the rate of return, based on the current market value, the annual interest receipts, maturity value and the time period remaining until maturity, stated as a percentage, on an annualized basis.

**Managed Account** A portfolio of investments managed discretely by PFMAM according to the client's specific investment policy and requirements. The investments are directly owned by the client and held by the client's custodian.

**Unsettled Trade** A trade which has been executed however the final consummation of the security transaction and payment has not yet taken place.

In August 2024, PFMAM converted its portfolio accounting system from FIS Investment Accounting Manager to SS&C PORTIA. The new system has recalculated the amortized cost and yield to maturity at cost of each security, based upon original cost and settlement date. Some securities, including some factored securities and previously exchanged securities, are now on a modified amortization schedule as compared with that of the past. Where transfers have occurred between your portfolios we have returned their settlement dates to the settlement dates of the original purchases in order to minimize any impact to their amortization schedules.

Please review the detail pages of this statement carefully. If you think your statement is wrong, missing account information, or if you need more information about a transaction, please contact PFMAM within 60 days of receipt. If you have other concerns or questions regarding your account, or to request an updated copy of PFMAM's current disclosure statement, please contact a member of your client management team at PFMAM Service Operations at the address below.

PFM Asset Management LLC  
Attn: Service Operations  
213 Market Street  
Harrisburg, PA 17101

**NOT FDIC INSURED**

**NO BANK GUARANTEE**

**MAY LOSE VALUE**

**Consolidated Summary Statement**

For the Month Ending **August 31, 2024**

CITY OF DORAL

<b>Portfolio Summary</b>		
<b>Portfolio Holdings</b>	<b>Cash Dividends and Income</b>	<b>Closing Market Value</b>
PFMAM Managed Account	341,627.55	93,126,474.95
<b>Total</b>	<b>\$341,627.55</b>	<b>\$93,126,474.95</b>

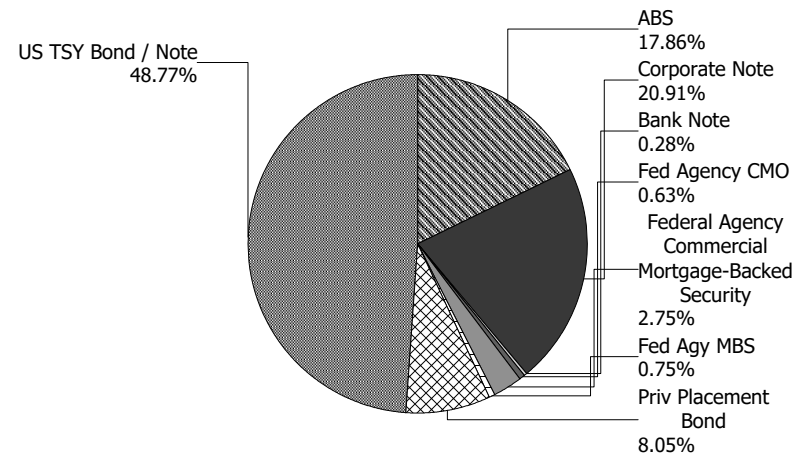
<b>Investment Allocation</b>		
<b>Investment Type</b>	<b>Closing Market Value</b>	<b>Percent</b>
Asset-Backed Security	16,635,325.18	17.86
Corporate Note	19,469,813.83	20.91
Bank Note	258,694.95	0.28
Federal Agency Collateralized Mortgage Obligatio	585,611.36	0.63
Federal Agency Commercial Mortgage-Backed Se	2,563,760.65	2.75
Federal Agency Mortgage-Backed Security	696,479.78	0.75
Corporate Note	7,498,774.42	8.05
U.S. Treasury Bond / Note	45,418,014.78	48.77
<b>Total</b>	<b>\$93,126,474.95</b>	<b>100.00%</b>

**Maturity Distribution (Fixed Income Holdings)**

<b>Portfolio Holdings</b>	<b>Closing Market Value</b>	<b>Percent</b>
Under 30 days	0.00	0.00
31 to 60 days	0.00	0.00
61 to 90 days	0.00	0.00
91 to 180 days	330,379.01	0.36
181 days to 1 year	516,595.11	0.55
1 to 2 years	37,008,744.22	39.74
2 to 3 years	42,553,832.43	45.69
3 to 4 years	6,933,442.64	7.45
4 to 5 years	4,501,390.40	4.83
Over 5 years	1,282,091.14	1.38
<b>Total</b>	<b>\$93,126,474.95</b>	<b>100.00%</b>

**Weighted Average Days to Maturity 942**

**Sector Allocation**





**Consolidated Summary Statement**

For the Month Ending **August 31, 2024**

CITY OF DORAL

<b>Account Number</b>	<b>Account Name</b>	<b>Opening Market Value</b>	<b>Purchases / Deposits</b>	<b>Redemptions / Sales/ Maturities</b>	<b>Unsettled Trades</b>	<b>Change in Value</b>	<b>Closing Market Value</b>	<b>Cash Dividends and Income</b>
██████	CITY OF DORAL GENERAL FUND	70,779,393.43	3,488,530.65	(3,210,800.81)	0.00	413,385.72	71,470,508.99	270,868.51
██████	CITY OF DORAL STORM WATER PORTFOLIO	9,449,883.11	411,485.36	(466,759.86)	0.00	53,255.07	9,447,863.68	29,103.71
██████	CITY OF DORAL TRANSPORTATION	12,188,992.12	521,846.62	(571,694.12)	0.00	68,957.66	12,208,102.28	39,776.88
██████	CITY OF DORAL GO BOND SERIES 2021	0.00	0.00	0.00	0.00	0.00	0.00	1,878.45
<b>Total</b>		<b>\$92,418,268.66</b>	<b>\$4,421,862.63</b>	<b>(\$4,249,254.79)</b>	<b>\$0.00</b>	<b>\$535,598.45</b>	<b>\$93,126,474.95</b>	<b>\$341,627.55</b>

**Managed Account Summary Statement**

For the Month Ending **August 31, 2024**

CITY OF DORAL GENERAL FUND - [REDACTED]

**Transaction Summary - Managed Account**

<b>Opening Market Value</b>	<b>\$70,779,393.43</b>
Maturities/Calls	(420,022.28)
Principal Dispositions	(2,790,778.53)
Principal Acquisitions	3,488,530.65
Unsettled Trades	0.00
Change in Current Value	413,385.72
<b>Closing Market Value</b>	<b>\$71,470,508.99</b>

**Cash Transactions Summary - Managed Account**

Maturities/Calls	0.00
Sale Proceeds	2,808,599.76
Coupon/Interest/Dividend Income	312,546.88
Principal Payments	420,022.28
Security Purchases	(3,847,271.35)
Net Cash Contribution	0.00
Reconciling Transactions	0.00

**Earnings Reconciliation (Cash Basis) - Managed Account**

Interest/Dividends/Coupons Received	330,368.11
Less Purchased Interest Related to Interest/Coupons	(48,750.00)
Plus Net Realized Gains/Losses	(10,749.60)
<b>Total Cash Basis Earnings</b>	<b>\$270,868.51</b>

**Cash Balance**

**Closing Cash Balance** **\$70,046.02**

**Earnings Reconciliation (Accrual Basis)**

	<b>Total</b>
Ending Amortized Value of Securities	71,002,559.67
Ending Accrued Interest	570,070.48
Plus Proceeds from Sales	2,808,599.76
Plus Proceeds of Maturities/Calls/Principal Payments	420,022.28
Plus Coupons/Dividends Received	312,546.88
Less Cost of New Purchases	(3,537,280.65)
Less Beginning Amortized Value of Securities	(70,734,436.78)
Less Beginning Accrued Interest	(589,240.74)
<b>Total Accrual Basis Earnings</b>	<b>\$252,840.90</b>

**Portfolio Summary and Statistics**

For the Month Ending **August 31, 2024**

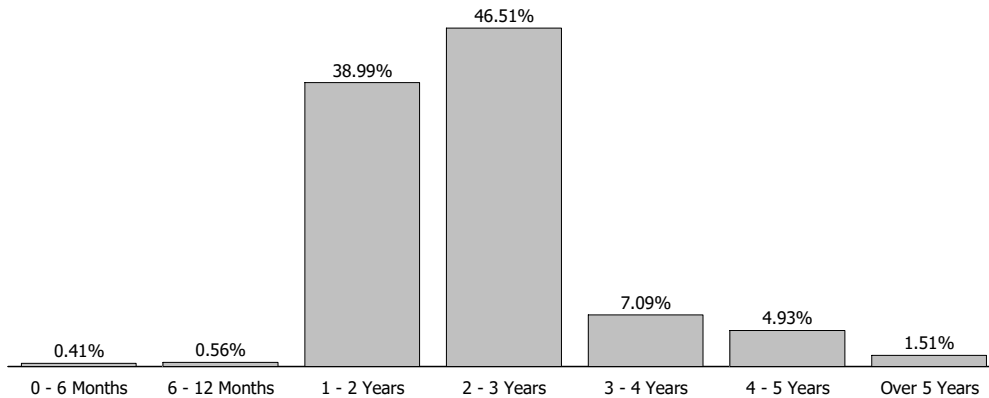
CITY OF DORAL GENERAL FUND - [REDACTED]

**Account Summary**

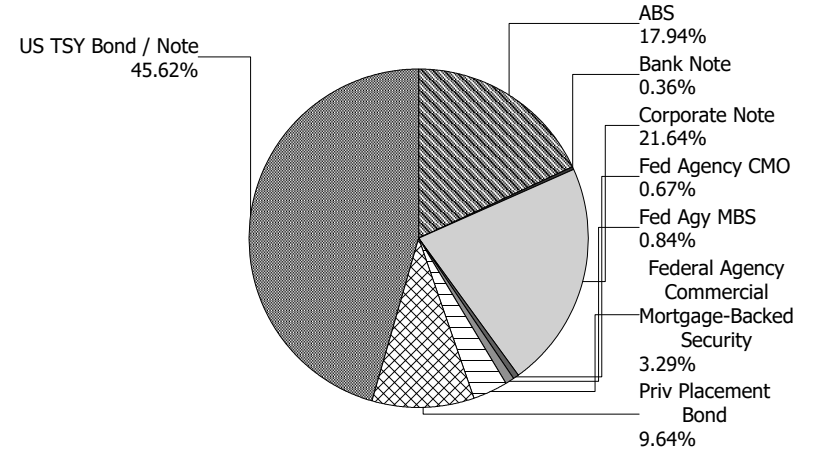
Description	Par Value	Market Value	Percent
U.S. Treasury Bond / Note	32,430,000.00	32,601,068.29	45.62
Federal Agency Mortgage-Backed Security	615,319.46	602,861.42	0.84
Federal Agency Commercial Mortgage-Backed Security	2,416,925.43	2,352,221.98	3.29
Federal Agency Collateralized Mortgage Obligation	489,709.46	478,542.54	0.67
Corporate Note	22,095,000.00	22,351,835.24	31.28
Bank Note	255,000.00	258,694.95	0.36
Asset-Backed Security	12,809,655.87	12,825,284.57	17.94
<b>Managed Account Sub-Total</b>	<b>71,111,610.22</b>	<b>71,470,508.99</b>	<b>100.00%</b>
Accrued Interest		570,070.48	
<b>Total Portfolio</b>	<b>71,111,610.22</b>	<b>72,040,579.47</b>	

**Unsettled Trades** **0.00** **0.00**

**Maturity Distribution**



**Sector Allocation**



**Characteristics**

Yield to Maturity at Cost	4.49%
Yield to Maturity at Market	4.32%
Weighted Average Days to Maturity	950

**Managed Account Issuer Summary**

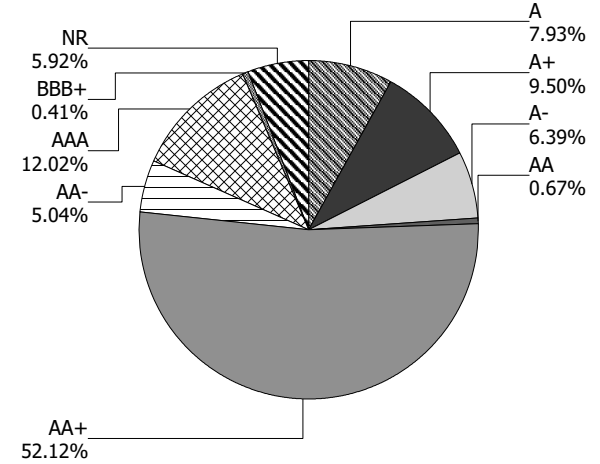
For the Month Ending **August 31, 2024**

CITY OF DORAL GENERAL FUND - [REDACTED]

**Issuer Summary**

<b>Issuer</b>	<b>Market Value of Holdings</b>	<b>Percent</b>
3M Co	295,861.80	0.41
Adobe Inc	218,481.71	0.31
Ally Auto Receivables Trust	464,895.01	0.65
American Express Co	509,269.60	0.71
ANZ Group Holdings Ltd	530,645.85	0.74
AstraZeneca PLC	253,400.50	0.35
BA Credit Card Trust	163,281.03	0.23
Bank of America Corp	669,422.64	0.94
Bank of Montreal	329,046.25	0.46
Bank of New York Mellon Corp	470,082.92	0.66
Bank of Nova Scotia	501,211.50	0.70
Bayerische Motoren Werke AG	546,806.70	0.77
BlackRock Inc	339,771.07	0.48
BMW Vehicle Lease Trust	518,822.49	0.73
BP PLC	403,557.68	0.56
Brighthouse Financial Short Term Fundin	314,026.59	0.44
Bristol-Myers Squibb Co	106,672.97	0.15
Canadian Imperial Bank of Commerce	456,396.85	0.64
Capital One Financial Corp	330,966.35	0.46
CarMax Inc	874,996.01	1.22
Caterpillar Inc	502,542.00	0.70
Chase Auto Owner Trust	131,820.26	0.18
Cisco Systems Inc	330,249.08	0.46
Citigroup Inc	516,919.43	0.72
CNH Equipment Trust	541,981.62	0.76
Confederation Nationale du Credit Mutue	506,360.50	0.71
Cooperatieve Rabobank UA	520,021.32	0.73
Credit Agricole Group	523,289.96	0.73
Dai-ichi Life Holdings Inc	525,942.98	0.74
Daimler Trucks Retail Trust	343,587.59	0.48
Deere & Co	426,345.78	0.60
Diageo PLC	320,927.04	0.45

**Credit Quality (S&P Ratings)**



**Managed Account Issuer Summary**

For the Month Ending **August 31, 2024**

CITY OF DORAL GENERAL FUND - [REDACTED]

<b>Issuer</b>	<b>Market Value of Holdings</b>	<b>Percent</b>
Discover Card Execution Note Trust	889,790.16	1.24
Eli Lilly & Co	337,985.52	0.47
Federal Home Loan Mortgage Corp	2,069,044.31	2.90
Federal National Mortgage Association	842,227.04	1.18
Fifth Third Auto Trust	480,065.88	0.67
Ford Credit Auto Owner Trust	237,502.34	0.33
GM Financial Consumer Automobile Receiv	424,493.22	0.59
Goldman Sachs Group Inc	419,676.64	0.59
Government National Mortgage Associatio	522,354.59	0.73
Groupe BPCE	253,299.00	0.35
Harley-Davidson Inc	124,847.58	0.17
Home Depot Inc	116,663.59	0.16
Honda Auto Receivables Owner Trust	498,477.92	0.70
Honda Motor Co Ltd	456,479.07	0.64
Honeywell International Inc	314,088.59	0.44
Hormel Foods Corp	172,304.69	0.24
Huntington Bancshares Inc/OH	157,536.89	0.22
Hyundai Auto Receivables Trust	593,025.84	0.83
John Deere Owner Trust	1,173,084.60	1.65
JPMorgan Chase & Co	1,302,247.17	1.83
Kubota Credit Owner Trust	899,918.89	1.26
Linde PLC	505,935.26	0.71
Massachusetts Mutual Life Insurance Co	526,189.92	0.74
Mercedes-Benz Auto Receivables Trust	530,010.81	0.74
Mercedes-Benz Group AG	531,099.57	0.74
Metropolitan Government of Nashville &	383,021.25	0.54
Morgan Stanley	520,782.15	0.73
National Australia Bank Ltd	452,979.00	0.63
National Rural Utilities Cooperative Fi	516,180.18	0.72
New York Life Insurance Co	510,436.00	0.71
Northwestern Mutual Life Insurance Co	178,767.05	0.25
PACCAR Inc	193,656.17	0.27
Pacific Mutual Holding Co	91,644.21	0.13

**Managed Account Issuer Summary**

For the Month Ending **August 31, 2024**

CITY OF DORAL GENERAL FUND - [REDACTED]

<b>Issuer</b>	<b>Market Value of Holdings</b>	<b>Percent</b>
PepsiCo Inc	147,840.99	0.21
PNC Financial Services Group Inc	194,970.94	0.27
Porsche Financial Auto Securitization T	204,877.61	0.29
Principal Life Global Funding II	293,257.62	0.41
Prudential Financial Inc	404,686.63	0.57
Roche Holding AG	479,770.36	0.67
Royal Bank of Canada	507,241.50	0.71
State Street Corp	852,947.13	1.19
Sumitomo Mitsui Trust Holdings Inc	280,625.68	0.39
Svenska Handelsbanken AB	285,992.56	0.40
Texas Instruments Inc	328,438.18	0.46
Toronto-Dominion Bank	509,298.00	0.71
Toyota Auto Receivables Owner Trust	1,018,085.62	1.43
Toyota Motor Corp	524,478.86	0.73
United States Treasury	32,601,068.29	45.62
UnitedHealth Group Inc	536,166.02	0.75
Volkswagen Auto Lease Trust	9,851.97	0.01
Volkswagen Auto Loan Enhanced Trust	71,191.35	0.10
Wells Fargo & Co	899,092.15	1.26
Westpac Banking Corp	253,975.00	0.36
World Omni Auto Trust	353,234.35	0.49
<b>Total</b>	<b>\$71,470,508.99</b>	<b>100.00%</b>

**Managed Account Detail of Securities Held**

For the Month Ending **August 31, 2024**

**CITY OF DORAL GENERAL FUND - [REDACTED]**

<b>Security Type/Description</b>	<b>Dated Date/Coupon/Maturity</b>	<b>CUSIP</b>	<b>Par</b>	<b>S&amp;P Rating</b>	<b>Moody's Rating</b>	<b>Trade Date</b>	<b>Settle Date</b>	<b>Original Cost</b>	<b>YTM at Cost</b>	<b>Accrued Interest</b>	<b>Amortized Cost</b>	<b>Market Value</b>
<b>U.S. Treasury Bond / Note</b>												
US TREASURY N/B DTD 11/15/2022 4.500% 11/15/2025		91282CFW6	2,150,000.00	AA+	Aaa	12/05/22	12/07/22	2,172,087.89	4.12	28,656.93	2,159,049.04	2,156,131.80
US TREASURY N/B DTD 12/15/2022 4.000% 12/15/2025		91282CGA3	1,370,000.00	AA+	Aaa	01/05/23	01/06/23	1,363,042.97	4.18	11,678.69	1,366,955.49	1,366,147.56
US TREASURY N/B DTD 01/17/2023 3.875% 01/15/2026		91282CGE5	1,820,000.00	AA+	Aaa	01/30/23	02/01/23	1,815,521.09	3.96	9,198.91	1,817,920.36	1,813,033.04
US TREASURY N/B DTD 02/15/2023 4.000% 02/15/2026		91282CGL9	495,000.00	AA+	Aaa	04/18/23	04/20/23	495,290.04	3.98	914.67	495,149.52	494,168.40
US TREASURY N/B DTD 02/15/2023 4.000% 02/15/2026		91282CGL9	1,705,000.00	AA+	Aaa	03/02/23	03/06/23	1,675,562.11	4.63	3,150.54	1,690,458.72	1,702,135.60
US TREASURY N/B DTD 04/17/2023 3.750% 04/15/2026		91282CGV7	145,000.00	AA+	Aaa	04/25/24	04/29/24	141,629.88	5.01	2,065.06	142,194.75	144,303.27
US TREASURY N/B DTD 04/17/2023 3.750% 04/15/2026		91282CGV7	2,415,000.00	AA+	Aaa	05/01/23	05/03/23	2,409,339.84	3.83	34,393.95	2,411,896.89	2,403,395.92
US TREASURY N/B DTD 05/15/2023 3.625% 05/15/2026		91282CHB0	3,025,000.00	AA+	Aaa	06/01/23	06/05/23	2,994,159.18	3.99	32,479.70	3,007,184.05	3,004,793.00
US TREASURY N/B DTD 06/15/2023 4.125% 06/15/2026		91282CHH7	780,000.00	AA+	Aaa	06/28/23	06/29/23	774,607.03	4.38	6,856.97	776,750.26	781,584.18
US TREASURY N/B DTD 07/17/2023 4.500% 07/15/2026		91282CHM6	1,065,000.00	AA+	Aaa	08/01/23	08/03/23	1,063,003.12	4.57	6,251.09	1,063,735.50	1,074,859.77
US TREASURY N/B DTD 08/15/2023 4.375% 08/15/2026		91282CHU8	900,000.00	AA+	Aaa	09/06/23	09/11/23	891,421.87	4.73	1,818.95	894,278.57	907,207.20
US TREASURY N/B DTD 08/15/2023 4.375% 08/15/2026		91282CHU8	2,400,000.00	AA+	Aaa	08/01/24	08/02/24	2,407,781.25	4.21	4,850.54	2,407,481.30	2,419,219.20
US TREASURY N/B DTD 09/15/2023 4.625% 09/15/2026		91282CHY0	310,000.00	AA+	Aaa	10/03/23	10/05/23	307,783.99	4.89	6,623.30	308,433.32	314,141.29
US TREASURY N/B DTD 10/16/2023 4.625% 10/15/2026		91282CJC6	870,000.00	AA+	Aaa	11/07/23	11/09/23	868,844.53	4.67	15,281.45	869,149.32	882,370.53

**Managed Account Detail of Securities Held**

For the Month Ending **August 31, 2024**

**CITY OF DORAL GENERAL FUND - [REDACTED]**

<b>Security Type/Description</b> <b>Dated Date/Coupon/Maturity</b>	<b>CUSIP</b>	<b>Par</b>	<b>S&amp;P Rating</b>	<b>Moody's Rating</b>	<b>Trade Date</b>	<b>Settle Date</b>	<b>Original Cost</b>	<b>YTM at Cost</b>	<b>Accrued Interest</b>	<b>Amortized Cost</b>	<b>Market Value</b>
<b>U.S. Treasury Bond / Note</b>											
US TREASURY N/B DTD 11/15/2023 4.625% 11/15/2026	91282CJK8	1,695,000.00	AA+	Aaa	12/07/23	12/11/23	1,708,970.51	4.32	23,219.89	1,705,673.39	1,720,689.42
US TREASURY N/B DTD 12/15/2023 4.375% 12/15/2026	91282CJP7	3,695,000.00	AA+	Aaa	01/02/24	01/04/24	3,723,434.18	4.09	34,451.33	3,717,364.77	3,734,691.69
US TREASURY N/B DTD 01/16/2024 4.000% 01/15/2027	91282CJT9	1,210,000.00	AA+	Aaa	02/01/24	02/05/24	1,211,181.64	3.96	6,313.04	1,210,962.06	1,213,545.30
US TREASURY N/B DTD 02/15/2024 4.125% 02/15/2027	91282CKA8	2,080,000.00	AA+	Aaa	03/05/24	03/07/24	2,067,812.50	4.34	3,963.59	2,069,731.50	2,092,675.52
US TREASURY N/B DTD 03/15/2024 4.250% 03/15/2027	91282CKE0	500,000.00	AA+	Aaa	04/02/24	04/05/24	496,425.78	4.51	9,816.58	496,890.72	505,039.00
US TREASURY N/B DTD 04/15/2024 4.500% 04/15/2027	91282CKJ9	1,200,000.00	AA+	Aaa	05/02/24	05/06/24	1,191,421.88	4.76	20,508.20	1,192,308.54	1,219,687.20
US TREASURY N/B DTD 05/15/2024 4.500% 05/15/2027	91282CKR1	1,000,000.00	AA+	Aaa	06/05/24	06/06/24	998,554.69	4.55	13,328.80	998,666.52	1,016,875.00
US TREASURY N/B DTD 06/17/2024 4.625% 06/15/2027	91282CKV2	1,600,000.00	AA+	Aaa	07/01/24	07/02/24	1,601,312.50	4.59	15,770.49	1,601,245.83	1,634,374.40
<b>Security Type Sub-Total</b>		<b>32,430,000.00</b>					<b>32,379,188.47</b>	<b>4.26</b>	<b>291,592.67</b>	<b>32,403,480.42</b>	<b>32,601,068.29</b>
<b>Federal Agency Mortgage-Backed Security</b>											
FN FM4174 DTD 09/01/2020 3.000% 11/01/2032	3140X7T82	196,028.33	AA+	Aaa	09/08/20	09/18/20	207,881.92	2.43	490.07	204,037.00	191,275.63
FN BM4614 DTD 10/01/2018 3.000% 03/01/2033	3140J9DU2	127,120.74	AA+	Aaa	08/03/21	08/17/21	135,463.04	2.35	317.80	133,278.63	122,898.43
FN FM5616 DTD 01/01/2021 3.000% 12/01/2034	3140X9G25	168,966.06	AA+	Aaa	09/16/21	09/21/21	178,708.01	2.49	422.42	176,544.95	162,044.54
FN 885671 DTD 10/01/2006 6.500% 10/01/2036	31410C6G2	1,044.90	AA+	Aaa	01/29/16	01/29/16	1,044.90	6.50	5.66	1,044.90	1,083.15
FN 899203 DTD 11/01/2006 6.500% 10/01/2036	31410WAC2	11,355.00	AA+	Aaa	01/29/16	01/29/16	11,355.00	6.50	61.51	11,355.00	11,928.07



**Managed Account Detail of Securities Held**

For the Month Ending **August 31, 2024**

CITY OF DORAL GENERAL FUND - [REDACTED]

Security Type/Description Dated Date/Coupon/Maturity	CUSIP	Par	S&P Rating	Moody's Rating	Trade Date	Settle Date	Original Cost	YTM at Cost	Accrued Interest	Amortized Cost	Market Value
<b>Federal Agency Mortgage-Backed Security</b>											
FN 899273 DTD 11/01/2006 6.500% 11/01/2036	31410WCJ5	5,599.85	AA+	Aaa	01/29/16	01/29/16	5,599.48	6.50	30.33	5,599.63	5,786.77
GN 668892 DTD 06/01/2007 7.500% 06/01/2037	36295FC51	71,822.17	AA+	Aaa	01/29/16	01/29/16	71,822.17	7.50	448.89	71,822.17	73,369.79
FN 946318 DTD 08/01/2007 6.500% 09/01/2037	31413HYP7	394.96	AA+	Aaa	01/29/16	01/29/16	394.96	6.50	2.14	394.96	410.71
GN 662584 DTD 09/01/2007 6.500% 09/01/2037	36294XCV6	10,585.89	AA+	Aaa	01/29/16	01/29/16	10,585.89	6.50	57.34	10,585.89	10,911.77
FN 956412 DTD 11/01/2007 6.500% 11/01/2037	31413VAM9	1,744.29	AA+	Aaa	01/29/16	01/29/16	1,744.29	6.50	9.45	1,744.29	1,822.15
GN 677536 DTD 11/01/2007 6.500% 11/01/2037	36295QV56	4,177.06	AA+	Aaa	01/29/16	01/29/16	4,177.06	6.50	22.63	4,177.06	4,322.29
G2 4117 DTD 04/01/2008 7.000% 04/01/2038	36202ESE0	11,310.44	AA+	Aaa	01/29/16	01/29/16	11,310.44	7.00	65.98	11,310.44	11,770.99
G2 4262 DTD 10/01/2008 7.000% 10/01/2038	36202EWX3	5,169.76	AA+	Aaa	01/29/16	01/29/16	5,169.76	7.00	30.16	5,169.76	5,237.13
<b>Security Type Sub-Total</b>		<b>615,319.46</b>					<b>645,256.92</b>	<b>3.42</b>	<b>1,964.38</b>	<b>637,064.68</b>	<b>602,861.42</b>
<b>Federal Agency Commercial Mortgage-Backed Security</b>											
FHMS K052 A2 DTD 02/01/2016 3.151% 11/01/2025	3137BMTX4	690,000.00	AA+	Aaa	03/28/23	03/31/23	669,192.19	4.39	1,811.83	680,315.86	678,174.09
FHMS K057 A2 DTD 09/01/2016 2.570% 07/01/2026	3137BROJ7	355,000.00	AA+	Aaa	03/02/23	03/07/23	330,122.27	4.81	760.29	341,029.25	344,068.84
FHMS K736 A2 DTD 09/01/2019 2.282% 07/01/2026	3137FNWX4	370,000.00	AA+	Aaa	10/05/23	10/11/23	343,305.08	5.05	703.62	351,813.42	357,104.02
FNA 2016-M12 A2 FLOATING DTD 11/01/2016 2.525% 09/01/2026	3136AUKX8	358,094.97	AA+	Aaa	11/20/23	11/27/23	334,119.40	2.51	753.40	339,852.36	344,977.59

**Managed Account Detail of Securities Held**

For the Month Ending **August 31, 2024**

CITY OF DORAL GENERAL FUND - [REDACTED]											
Security Type/Description			S&P	Moody's	Trade	Settle	Original	YTM	Accrued	Amortized	Market
Dated Date/Coupon/Maturity	CUSIP	Par	Rating	Rating	Date	Date	Cost	at Cost	Interest	Cost	Value
<b>Federal Agency Commercial Mortgage-Backed Security</b>											
FHMS K067 A2 DTD 09/01/2017 3.194% 07/01/2027	3137FAWS3	370,000.00	AA+	Aaa	06/24/24	06/27/24	353,003.13	4.84	984.82	353,500.05	360,535.40
FHMS K092 A1 DTD 05/01/2019 3.125% 10/01/2028	3137FLYU2	273,830.46	AA+	Aaa	10/25/23	10/30/23	257,668.05	4.46	713.10	259,918.26	267,362.04
<b>Security Type Sub-Total</b>		<b>2,416,925.43</b>					<b>2,287,410.12</b>	<b>4.35</b>	<b>5,727.06</b>	<b>2,326,429.20</b>	<b>2,352,221.98</b>
<b>Federal Agency Collateralized Mortgage Obligation</b>											
GNR 2008-82 A DTD 09/01/2008 6.000% 09/01/2038	38375YEK4	11,790.46	AA+	Aaa	01/29/16	01/29/16	11,790.46	6.00	58.95	11,790.46	11,960.65
FHR 3842 PH DTD 04/01/2011 4.000% 04/01/2041	3137A9QP4	62,619.61	AA+	Aaa	05/05/15	05/05/15	67,174.21	3.57	208.73	65,537.67	61,799.92
GNR 2014-H19 HA DTD 09/01/2014 3.000% 09/01/2064	38375UPV6	56,126.19	AA+	Aaa	02/01/21	02/04/21	59,588.53	2.76	140.32	59,304.81	54,768.33
GNR 2019-H12 JA DTD 07/01/2019 2.500% 07/01/2069	38380LXE8	158,923.04	AA+	Aaa	07/12/19	07/30/19	159,761.12	2.48	331.09	159,675.82	155,279.57
GNR 2020-H02 DA DTD 01/01/2020 2.250% 12/01/2069	38380LV67	200,250.16	AA+	Aaa	01/13/20	01/30/20	201,118.42	2.24	375.47	201,038.61	194,734.07
<b>Security Type Sub-Total</b>		<b>489,709.46</b>					<b>499,432.74</b>	<b>2.64</b>	<b>1,114.56</b>	<b>497,347.37</b>	<b>478,542.54</b>
<b>Corporate Note</b>											
3M COMPANY (CALLABLE) DTD 08/26/2019 2.000% 02/14/2025	88579YBH3	300,000.00	BBB+	A3	09/22/21	09/24/21	311,892.00	0.81	283.33	301,329.11	295,861.80
MORGAN STANLEY DTD 07/23/2015 4.000% 07/23/2025	6174468C6	235,000.00	A-	A1	05/19/22	05/23/22	236,095.10	3.84	992.22	235,309.32	233,428.32
PRICOA GLOBAL FUNDING 1 DTD 08/31/2022 4.200% 08/28/2025	74153WCR8	155,000.00	AA-	Aa3	08/24/22	08/31/22	154,905.45	0.00	54.25	154,968.69	154,221.13
BANK OF MONTREAL DTD 09/25/2023 5.920% 09/25/2025	06368LWT9	325,000.00	A-	A2	09/18/23	09/25/23	325,000.00	5.92	8,337.33	325,000.00	329,046.25

**Managed Account Detail of Securities Held**

For the Month Ending **August 31, 2024**

CITY OF DORAL GENERAL FUND - [REDACTED]											
Security Type/Description			S&P	Moody's	Trade	Settle	Original	YTM	Accrued	Amortized	Market
Dated Date/Coupon/Maturity	CUSIP	Par	Rating	Rating	Date	Date	Cost	at Cost	Interest	Cost	Value
<b>Corporate Note</b>											
CITIBANK NA (CALLABLE) DTD 09/29/2023 5.864% 09/29/2025	17325FBA5	255,000.00	A+	Aa3	09/26/23	09/29/23	255,000.00	5.86	6,313.57	255,000.00	258,224.48
PNC FINANCIAL SERVICES (CALLABLE) DTD 10/28/2022 5.671% 10/28/2025	693475BH7	160,000.00	A-	A3	10/25/22	10/28/22	160,000.00	5.67	3,100.15	160,000.00	160,022.56
LINDE INC/CT (CALLABLE) DTD 12/05/2022 4.700% 12/05/2025	53522KAB9	505,000.00	A	A2	11/28/22	12/05/22	504,454.60	4.74	5,670.03	504,770.73	505,935.26
PROTECTIVE LIFE GLOBAL DTD 01/06/2023 5.366% 01/06/2026	74368CBQ6	150,000.00	AA-	A1	01/03/23	01/06/23	150,000.00	5.37	1,229.71	150,000.00	151,323.90
CATERPILLAR FINL SERVICE DTD 01/06/2023 4.800% 01/06/2026	14913R3B1	500,000.00	A	A2	01/03/23	01/06/23	499,875.00	4.81	3,666.67	499,943.87	502,542.00
NATIONAL AUSTRALIA BK/NY DTD 01/12/2023 4.966% 01/12/2026	63253OAA2	450,000.00	AA-	Aa2	01/04/23	01/12/23	450,000.00	4.97	3,041.68	450,000.00	452,979.00
WELLS FARGO BANK NA (CALLABLE) DTD 01/23/2024 4.811% 01/15/2026	94988J6H5	520,000.00	A+	Aa2	01/16/24	01/23/24	520,000.00	4.81	3,196.64	520,000.00	521,941.16
BANK OF NOVA SCOTIA DTD 02/02/2023 4.750% 02/02/2026	06417XAN1	500,000.00	A-	A2	07/20/23	07/24/23	492,345.00	5.41	1,913.19	495,691.95	501,211.50
STATE STREET CORP (CALLABLE) DTD 02/07/2022 1.746% 02/06/2026	857477BR3	155,000.00	A	A1	02/02/22	02/07/22	155,000.00	1.75	187.94	155,000.00	152,619.98
JPMORGAN CHASE & CO (CALLABLE) DTD 04/26/2022 4.080% 04/26/2026	46647PCZ7	350,000.00	A-	A1	04/19/22	04/26/22	350,000.00	4.08	4,958.33	350,000.00	347,620.35
AMERICAN HONDA FINANCE DTD 07/07/2023 5.250% 07/07/2026	02665WEK3	95,000.00	A-	A3	07/06/23	07/10/23	94,476.55	5.45	748.13	94,676.31	96,409.71
AMERICAN HONDA FINANCE DTD 07/07/2023 5.250% 07/07/2026	02665WEK3	125,000.00	A-	A3	07/05/23	07/07/23	124,846.25	5.29	984.38	124,905.19	126,854.88
TORONTO-DOMINION BANK DTD 07/17/2023 5.532% 07/17/2026	89115A2S0	500,000.00	A	A1	07/20/23	07/24/23	501,435.00	5.43	3,380.67	500,904.06	509,298.00
ROYAL BANK OF CANADA DTD 07/20/2023 5.200% 07/20/2026	78016FZZ0	500,000.00	A	A1	07/20/23	07/24/23	497,720.00	5.37	2,961.11	498,561.23	507,241.50

**Managed Account Detail of Securities Held**

For the Month Ending **August 31, 2024**

CITY OF DORAL GENERAL FUND - [REDACTED]

Security Type/Description Dated Date/Coupon/Maturity	CUSIP	Par	S&P Rating	Moody's Rating	Trade Date	Settle Date	Original Cost	YTM at Cost	Accrued Interest	Amortized Cost	Market Value
<b>Corporate Note</b>											
MORGAN STANLEY DTD 07/25/2016 3.125% 07/27/2026	61761J3R8	200,000.00	A-	A1	07/20/23	07/24/23	187,874.00	5.33	590.28	192,319.08	194,975.40
MERCEDES-BENZ FIN NA DTD 08/03/2023 5.200% 08/03/2026	58769JAK3	275,000.00	A	A2	08/21/23	08/23/23	273,174.00	5.45	1,112.22	273,807.93	278,600.57
STATE STREET CORP (CALLABLE) DTD 08/03/2023 5.272% 08/03/2026	857477CD3	380,000.00	A	A1	07/31/23	08/03/23	380,000.00	5.27	1,558.17	380,000.00	385,923.82
TOYOTA MOTOR CREDIT CORP DTD 08/09/2024 4.550% 08/07/2026	89236TMJ1	75,000.00	A+	A1	08/06/24	08/09/24	74,953.50	4.58	208.54	74,954.99	75,287.55
TOYOTA MOTOR CREDIT CORP DTD 08/09/2024 4.550% 08/07/2026	89236TMJ1	170,000.00	A+	A1	08/07/24	08/09/24	170,081.60	4.52	472.69	170,079.37	170,651.78
TOYOTA MOTOR CREDIT CORP DTD 08/14/2023 5.000% 08/14/2026	89236TKX2	275,000.00	A+	A1	08/09/23	08/14/23	274,667.25	5.04	649.31	274,783.40	278,539.53
PACIFIC LIFE GF II DTD 08/30/2023 5.500% 08/28/2026	6944PL2W8	90,000.00	AA-	Aa3	08/23/23	08/30/23	89,968.50	5.52	41.25	89,979.05	91,644.21
COOPERAT RABOBANK UA/NY DTD 08/28/2024 4.333% 08/28/2026	21688ABF8	520,000.00	A+	Aa2	08/21/24	08/28/24	520,000.00	4.33	187.76	520,000.00	520,021.32
SUMITOMO MITSUI TR BK LT DTD 09/14/2023 5.650% 09/14/2026	86563VBK4	275,000.00	A	A1	09/05/23	09/14/23	274,956.00	5.66	7,207.67	274,969.73	280,625.68
NEW YORK LIFE GLOBAL FDG DTD 09/19/2023 5.450% 09/18/2026	64953BBF4	500,000.00	AA+	Aaa	09/12/23	09/19/23	499,905.00	5.46	12,338.19	499,934.04	510,436.00
HOME DEPOT INC (CALLABLE) DTD 12/04/2023 4.950% 09/30/2026	437076CV2	115,000.00	A	A2	11/27/23	12/04/23	114,748.15	5.04	2,387.69	114,811.27	116,663.59
CANADIAN IMPERIAL BANK DTD 10/03/2023 5.926% 10/02/2026	13607LWT6	275,000.00	A-	A2	09/26/23	10/03/23	275,000.00	5.93	6,744.94	275,000.00	282,721.45
DIAGEO CAPITAL PLC (CALLABLE) DTD 10/05/2023 5.375% 10/05/2026	25243YBK4	315,000.00	A-	A3	10/02/23	10/05/23	314,146.35	5.47	6,866.56	314,390.40	320,927.04
STATE STREET CORP (CALLABLE) DTD 11/04/2022 5.751% 11/04/2026	857477BX0	100,000.00	A	A1	11/01/22	11/04/22	100,000.00	5.75	1,869.08	100,000.00	101,070.00

**Managed Account Detail of Securities Held**

For the Month Ending **August 31, 2024**

CITY OF DORAL GENERAL FUND - [REDACTED]

Security Type/Description Dated Date/Coupon/Maturity	CUSIP	Par	S&P Rating	Moody's Rating	Trade Date	Settle Date	Original Cost	YTM at Cost	Accrued Interest	Amortized Cost	Market Value
<b>Corporate Note</b>											
PACCAR FINANCIAL CORP DTD 11/09/2023 5.200% 11/09/2026	69371RS72	190,000.00	A+	A1	11/03/23	11/09/23	189,853.70	5.23	3,073.78	189,891.37	193,656.17
PEPSICO INC (CALLABLE) DTD 11/10/2023 5.125% 11/10/2026	713448FW3	145,000.00	A+	A1	11/08/23	11/10/23	144,960.85	5.13	2,291.30	144,970.92	147,840.99
ROCHE HOLDINGS INC (CALLABLE) DTD 11/13/2023 5.265% 11/13/2026	771196CE0	470,000.00	AA	Aa2	11/06/23	11/13/23	470,000.00	5.27	7,423.65	470,000.00	479,770.36
WELLS FARGO BANK NA (CALLABLE) DTD 12/11/2023 5.254% 12/11/2026	94988J6F9	370,000.00	A+	Aa2	12/04/23	12/11/23	370,000.00	5.25	4,319.96	370,000.00	377,150.99
MERCEDES-BENZ FIN NA DTD 01/11/2024 4.800% 01/11/2027	58769JAO0	250,000.00	A	A2	01/08/24	01/11/24	249,745.00	4.84	1,666.67	249,796.58	252,499.00
PROTECTIVE LIFE GLOBAL DTD 01/12/2024 4.992% 01/12/2027	74368CBX1	370,000.00	AA-	A1	01/09/24	01/12/24	370,000.00	4.99	2,514.03	370,000.00	374,619.08
PRINCIPAL LFE GLB FND II DTD 01/16/2024 5.000% 01/16/2027	74256LEX3	90,000.00	A+	A1	01/10/24	01/16/24	90,270.90	4.89	562.50	90,217.57	91,179.99
PRINCIPAL LFE GLB FND II DTD 01/16/2024 5.000% 01/16/2027	74256LEX3	135,000.00	A+	A1	01/08/24	01/16/24	134,947.35	5.01	843.75	134,957.89	136,769.99
BPCE SA DTD 01/18/2024 5.203% 01/18/2027	05571AAT2	250,000.00	A+	A1	01/09/24	01/18/24	250,255.00	5.17	1,553.67	250,205.74	253,299.00
AUST & NZ BANKING GRP NY DTD 01/18/2024 4.750% 01/18/2027	05253JAZ4	525,000.00	AA-	Aa2	01/08/24	01/18/24	525,000.00	4.75	2,978.65	525,000.00	530,645.85
BANQUE FED CRED MUTUEL DTD 01/23/2024 5.088% 01/23/2027	06675FBC0	500,000.00	A+	Aa3	01/17/24	01/23/24	500,000.00	5.09	2,685.33	500,000.00	506,360.50
PNC FINANCIAL SERVICES (CALLABLE) DTD 01/24/2023 4.758% 01/26/2027	693475BL8	35,000.00	A-	A3	01/19/23	01/24/23	35,000.00	4.76	161.90	35,000.00	34,948.38
NATIONAL RURAL UTIL COOP (CALLABLE) DTD 02/05/2024 4.800% 02/05/2027	63743HFM9	510,000.00	A-	A2	01/24/24	02/05/24	509,847.00	4.81	1,768.00	509,875.24	516,180.18
TEXAS INSTRUMENTS INC (CALLABLE) DTD 02/08/2024 4.600% 02/08/2027	882508CE2	325,000.00	A+	Aa3	02/05/24	02/08/24	324,792.00	4.62	955.14	324,829.68	328,438.18

**Managed Account Detail of Securities Held**

For the Month Ending **August 31, 2024**

CITY OF DORAL GENERAL FUND - [REDACTED]

Security Type/Description Dated Date/Coupon/Maturity	CUSIP	Par	S&P Rating	Moody's Rating	Trade Date	Settle Date	Original Cost	YTM at Cost	Accrued Interest	Amortized Cost	Market Value
<b>Corporate Note</b>											
ELI LILLY & CO (CALLABLE) DTD 02/09/2024 4.500% 02/09/2027	532457CJ5	335,000.00	A+	A1	02/07/24	02/09/24	334,822.45	4.52	921.25	334,854.60	337,985.52
BRISTOL-MYERS SQUIBB CO (CALLABLE) DTD 02/22/2024 4.900% 02/22/2027	110122EE4	105,000.00	A	A2	02/14/24	02/22/24	104,886.60	4.94	128.63	104,905.46	106,672.97
WESTPAC NEW ZEALAND LTD DTD 02/26/2024 5.132% 02/26/2027	96122FAB3	250,000.00	AA-	A1	02/20/24	02/26/24	250,000.00	5.13	178.19	250,000.00	253,975.00
ASTRAZENECA FINANCE LLC (CALLABLE) DTD 02/26/2024 4.800% 02/26/2027	04636NAK9	250,000.00	A+	A2	02/21/24	02/26/24	249,580.00	4.86	166.67	249,648.08	253,400.50
CISCO SYSTEMS INC (CALLABLE) DTD 02/26/2024 4.800% 02/26/2027	17275RBO4	325,000.00	AA-	A1	02/21/24	02/26/24	324,577.50	4.85	216.67	324,646.27	330,249.08
JOHN DEERE CAPITAL CORP DTD 03/07/2024 4.850% 03/05/2027	24422EXM6	420,000.00	A	A1	03/04/24	03/07/24	419,609.40	4.88	9,845.50	419,669.30	426,345.78
CREDIT AGRICOLE SA DTD 03/11/2024 5.134% 03/11/2027	22534PAH6	515,000.00	A+	Aa3	03/04/24	03/11/24	515,000.00	5.13	12,485.60	515,000.00	523,289.96
AMERICAN HONDA FINANCE DTD 03/13/2024 4.900% 03/12/2027	02665WFD8	230,000.00	A-	A3	03/11/24	03/13/24	229,873.50	4.92	5,259.33	229,892.35	233,214.48
STATE STREET CORP (CALLABLE) DTD 03/18/2024 4.993% 03/18/2027	857477CL5	210,000.00	A	A1	03/13/24	03/18/24	210,000.00	4.99	4,747.51	210,000.00	213,333.33
NORTHWESTERN MUTUAL GLBL DTD 03/25/2024 5.070% 03/25/2027	66815L2R9	175,000.00	AA+	Aaa	03/18/24	03/25/24	174,980.75	5.07	3,844.75	174,983.77	178,767.05
HORMEL FOODS CORP (CALLABLE) DTD 03/08/2024 4.800% 03/30/2027	440452AK6	170,000.00	A-	A1	03/05/24	03/08/24	169,835.10	4.84	3,921.33	169,864.67	172,304.69
BMW US CAPITAL LLC DTD 04/02/2024 4.900% 04/02/2027	05565ECH6	540,000.00	A	A2	03/25/24	04/02/24	539,357.40	4.94	10,951.50	539,441.61	546,806.70
ADOBE INC (CALLABLE) DTD 04/04/2024 4.850% 04/04/2027	00724PAE9	215,000.00	A+	A1	04/01/24	04/04/24	214,892.50	4.87	4,257.90	214,906.34	218,481.71
BRIGHTHSE FIN GLBL FUND DTD 04/11/2024 5.550% 04/09/2027	10921U2J6	310,000.00	A+	A3	04/04/24	04/11/24	309,907.00	5.56	6,690.83	309,918.37	314,026.59

**Managed Account Detail of Securities Held**

For the Month Ending **August 31, 2024**

CITY OF DORAL GENERAL FUND - [REDACTED]

Security Type/Description Dated Date/Coupon/Maturity	CUSIP	Par	S&P Rating	Moody's Rating	Trade Date	Settle Date	Original Cost	YTM at Cost	Accrued Interest	Amortized Cost	Market Value
<b>Corporate Note</b>											
MASSMUTUAL GLOBAL FUNDIN DTD 04/09/2024 5.100% 04/09/2027	57629W4S6	515,000.00	AA+	Aa3	04/02/24	04/09/24	514,845.50	5.11	10,360.08	514,864.72	526,189.92
UNITEDHEALTH GROUP INC (CALLABLE) DTD 03/21/2024 4.600% 04/15/2027	91324PEY4	530,000.00	A+	A2	03/19/24	03/21/24	526,305.90	4.85	10,835.56	526,810.36	536,166.02
GOLDMAN SACHS BANK USA (CALLABLE) DTD 05/21/2024 5.414% 05/21/2027	38151LAG5	415,000.00	A+	A1	05/15/24	05/21/24	415,000.00	5.41	6,241.14	415,000.00	419,676.64
SVENSKA HANDELSBANKEN AB DTD 05/28/2024 5.125% 05/28/2027	86959LAQ6	280,000.00	AA-	Aa2	05/20/24	05/28/24	279,708.80	5.16	3,707.08	279,732.77	285,992.56
MET LIFE GLOB FUNDING I DTD 06/11/2024 5.050% 06/11/2027	592179KL8	375,000.00	AA-	Aa3	06/04/24	06/11/24	374,535.00	5.10	4,208.33	374,568.24	383,021.25
CANADIAN IMPERIAL BANK DTD 06/28/2024 5.237% 06/28/2027	13607L8C0	170,000.00	A-	A2	06/24/24	06/28/24	170,000.00	5.24	1,558.01	170,000.00	173,675.40
BLACKROCK FUNDING INC (CALLABLE) DTD 07/26/2024 4.600% 07/26/2027	09290DAH4	335,000.00	AA-	Aa3	07/17/24	07/26/24	334,989.95	4.60	1,498.19	334,991.00	339,771.07
HONEYWELL INTERNATIONAL (CALLABLE) DTD 08/01/2024 4.650% 07/30/2027	438516CX2	310,000.00	A	A2	07/29/24	08/01/24	309,990.70	4.65	1,201.25	309,991.64	314,088.59
PRINCIPAL LFE GLB FND II DTD 08/19/2024 4.600% 08/19/2027	74256LFA2	65,000.00	A+	A1	08/12/24	08/19/24	64,949.30	4.63	99.67	64,949.91	65,307.64
PRICOA GLOBAL FUNDING 1 DTD 08/27/2024 4.400% 08/27/2027	74153WCU1	250,000.00	AA-	Aa3	08/26/24	08/27/24	250,765.00	4.29	122.22	250,762.36	250,465.50
BP CAP MARKETS AMERICA (CALLABLE) DTD 05/17/2024 5.017% 11/17/2027	10373OBY5	395,000.00	A-	A1	05/15/24	05/17/24	395,000.00	5.02	5,724.95	395,000.00	403,557.68
MORGAN STANLEY (CALLABLE) DTD 04/19/2024 5.652% 04/13/2028	61747YFP5	90,000.00	A-	A1	04/17/24	04/19/24	90,000.00	5.65	1,865.16	90,000.00	92,378.43
BANK OF NY MELLON CORP (CALLABLE) DTD 07/22/2024 4.890% 07/21/2028	06406RBX4	465,000.00	A	A1	07/15/24	07/22/24	465,000.00	4.89	2,463.34	465,000.00	470,082.92
JPMORGAN CHASE & CO (CALLABLE) DTD 07/22/2024 4.979% 07/22/2028	46647PEL6	340,000.00	A-	A1	07/15/24	07/22/24	340,000.00	4.98	1,833.93	340,000.00	344,379.88

**Managed Account Detail of Securities Held**

For the Month Ending **August 31, 2024**

**CITY OF DORAL GENERAL FUND - [REDACTED]**

Security Type/Description Dated Date/Coupon/Maturity	CUSIP	Par	S&P Rating	Moody's Rating	Trade Date	Settle Date	Original Cost	YTM at Cost	Accrued Interest	Amortized Cost	Market Value
<b>Security Type Sub-Total</b>		<b>22,095,000.00</b>					<b>22,075,603.45</b>	<b>4.93</b>	<b>241,386.58</b>	<b>22,075,236.53</b>	<b>22,351,835.24</b>

**Bank Note**

CITIBANK NA (CALLABLE) DTD 04/30/2024 5.438% 04/30/2026	17325FBF4	255,000.00	A+	Aa3	04/23/24	04/30/24	255,000.00	5.44	4,660.82	255,000.00	258,694.95
--	-----------	------------	----	-----	----------	----------	------------	------	----------	------------	------------

<b>Security Type Sub-Total</b>		<b>255,000.00</b>					<b>255,000.00</b>	<b>5.44</b>	<b>4,660.82</b>	<b>255,000.00</b>	<b>258,694.95</b>
--------------------------------	--	-------------------	--	--	--	--	-------------------	-------------	-----------------	-------------------	-------------------

**Asset-Backed Security**

VWALT 2022-A A3 DTD 06/14/2022 3.440% 07/21/2025	92868AAC9	9,867.68	NR	Aaa	06/07/22	06/14/22	9,866.90	3.44	10.37	9,867.46	9,851.97
KCOT 2021-2A A3 DTD 07/28/2021 0.560% 11/17/2025	50117XAE2	42,574.23	NR	Aaa	07/20/21	07/28/21	42,572.63	0.56	10.60	42,573.78	42,133.08
HAROT 2021-3 A3 DTD 08/25/2021 0.410% 11/18/2025	43815EAC8	49,440.34	AAA	NR	08/17/21	08/25/21	49,439.62	0.41	7.32	49,440.13	48,932.29
CARMX 2021-1 A3 DTD 01/27/2021 0.340% 12/15/2025	14316NAC3	9,959.63	AAA	NR	01/20/21	01/27/21	9,957.66	0.34	1.51	9,959.11	9,938.15
HAROT 2021-4 A3 DTD 11/24/2021 0.880% 01/21/2026	43815GAC3	61,123.90	NR	Aaa	11/16/21	11/24/21	61,111.02	0.89	14.94	61,119.60	60,139.81
DTRT 2022-1 A3 DTD 10/19/2022 5.230% 02/17/2026	233869AC0	176,195.74	NR	Aaa	10/12/22	10/19/22	176,184.03	5.23	409.56	176,190.60	176,164.73
HAROT 2022-1 A3 DTD 02/23/2022 1.880% 05/15/2026	43815BAC4	166,333.53	AAA	Aaa	02/15/22	02/23/22	166,308.51	1.88	138.98	166,323.44	163,744.55
FORDO 2022-A A3 DTD 01/24/2022 1.290% 06/15/2026	345286AC2	63,623.60	AAA	NR	01/19/22	01/24/22	63,616.04	1.29	36.48	63,620.52	62,695.71
CARMX 2021-3 A3 DTD 07/28/2021 0.550% 06/15/2026	14317DAC4	113,756.46	AAA	Aaa	07/21/21	07/28/21	113,737.75	0.56	27.81	113,749.61	111,753.10
VALET 2021-1 A3 DTD 12/13/2021 1.020% 06/22/2026	92868KAC7	72,161.63	AAA	Aaa	12/07/21	12/13/21	72,158.81	1.02	22.49	72,160.50	71,191.35
BMWOT 2022-A A3 DTD 05/18/2022 3.210% 08/25/2026	05602RAD3	98,569.57	AAA	Aaa	05/10/22	05/18/22	98,564.44	3.21	52.73	98,567.19	97,650.80



**Managed Account Detail of Securities Held**

For the Month Ending **August 31, 2024**

CITY OF DORAL GENERAL FUND - [REDACTED]												
Security Type/Description			S&P	Moody's	Trade	Settle	Original	YTM	Accrued	Amortized	Market	
Dated Date/Coupon/Maturity	CUSIP	Par	Rating	Rating	Date	Date	Cost	at Cost	Interest	Cost	Value	
Asset-Backed Security												
CARMX 2021-4 A3 DTD 09/22/2021 0.560% 09/15/2026	14317JAD9	59,350.95	AAA	Aaa	09/14/21	09/22/21	59,344.18	0.56	14.77	59,348.18	58,147.73	
JDOT 2022-A A3 DTD 03/16/2022 2.320% 09/15/2026	47787JAC2	120,742.77	NR	Aaa	03/10/22	03/16/22	120,716.06	2.33	124.50	120,730.66	118,988.74	
KCOT 2022-1A A3 DTD 03/23/2022 2.670% 10/15/2026	50117EAC8	197,452.79	NR	Aaa	03/15/22	03/23/22	197,424.56	2.69	234.31	197,439.65	194,574.13	
HART 2022-A A3 DTD 03/16/2022 2.220% 10/15/2026	448977AD0	201,644.34	AAA	NR	03/09/22	03/16/22	201,636.58	2.22	198.96	201,640.74	198,631.77	
ALLYA 2022-1 A3 DTD 05/18/2022 3.310% 11/15/2026	02008JAC0	224,719.37	AAA	Aaa	05/10/22	05/18/22	224,675.86	3.31	330.59	224,698.01	222,863.41	
GMCAR 2022-1 A3 DTD 01/19/2022 1.260% 11/16/2026	380146AC4	66,557.44	AAA	NR	01/11/22	01/19/22	66,551.66	1.26	34.94	66,554.80	65,431.89	
CNH 2021-C A3 DTD 10/27/2021 0.810% 12/15/2026	12598LAC0	72,589.53	AAA	Aaa	10/19/21	10/27/21	72,581.10	0.81	26.13	72,585.77	71,036.41	
HDMOT 2022-A A3 DTD 04/20/2022 3.060% 02/15/2027	41284YAD8	126,060.66	AAA	Aaa	04/12/22	04/20/22	126,039.67	3.06	171.44	126,049.96	124,847.58	
GMCAR 2022-2 A3 DTD 04/13/2022 3.100% 02/16/2027	362585AC5	110,411.56	AAA	Aaa	04/05/22	04/13/22	110,388.49	3.10	142.61	110,399.85	109,060.68	
CARMX 2022-2 A3 DTD 04/28/2022 3.490% 02/16/2027	14317HAC5	159,048.34	AAA	Aaa	04/21/22	04/28/22	159,024.14	3.49	246.70	159,035.95	157,455.47	
TAOT 2022-C A3 DTD 08/16/2022 3.760% 04/15/2027	89231CAD9	130,201.91	AAA	NR	08/08/22	08/16/22	130,180.16	3.76	217.58	130,189.68	129,153.79	
COPAR 2022-1 A3 DTD 05/04/2022 3.170% 04/15/2027	14043OAC6	149,184.96	AAA	NR	04/26/22	05/04/22	149,152.36	3.17	210.19	149,167.68	147,264.21	
DCENT 2022-A2 A DTD 05/26/2022 3.320% 05/15/2027	254683CS2	480,000.00	NR	Aaa	05/19/22	05/26/22	479,960.98	3.32	708.27	479,978.76	474,364.80	
AMXCA 2022-2 A DTD 05/24/2022 3.390% 05/15/2027	02582JJT8	515,000.00	AAA	NR	05/17/22	05/24/22	514,886.08	3.39	775.93	514,938.05	509,269.60	

**Managed Account Detail of Securities Held**

For the Month Ending **August 31, 2024**

CITY OF DORAL GENERAL FUND - [REDACTED]

Security Type/Description Dated Date/Coupon/Maturity	CUSIP	Par	S&P Rating	Moody's Rating	Trade Date	Settle Date	Original Cost	YTM at Cost	Accrued Interest	Amortized Cost	Market Value
<b>Asset-Backed Security</b>											
COPAR 2022-2 A3 DTD 08/10/2022 3.660% 05/17/2027	14043GAD6	185,513.12	AAA	Aaa	08/02/22	08/10/22	185,499.83	3.66	301.77	185,505.57	183,702.14
KCOT 2023-1A A3 DTD 03/31/2023 5.020% 06/15/2027	50117KAC4	175,000.00	NR	Aaa	03/28/23	03/31/23	174,972.61	5.08	390.44	174,981.84	175,631.92
JDOT 2022-C A3 DTD 10/19/2022 5.090% 06/15/2027	47800BAC2	380,782.32	NR	Aaa	10/12/22	10/19/22	380,752.77	5.09	861.41	380,764.61	381,145.96
CNH 2022-A A3 DTD 03/31/2022 2.940% 07/15/2027	12660DAC1	157,004.09	AAA	NR	03/24/22	03/31/22	156,992.49	2.94	205.15	156,997.79	154,286.35
DCENT 2022-A3 A3 DTD 08/09/2022 3.560% 07/15/2027	254683CW3	420,000.00	AAA	Aaa	08/02/22	08/09/22	419,947.88	3.56	664.53	419,969.66	415,425.36
MBART 2022-1 A3 DTD 11/22/2022 5.210% 08/16/2027	58768PAC8	528,914.90	AAA	Aaa	11/15/22	11/22/22	528,810.29	5.21	1,224.73	528,849.52	530,010.81
CARMX 2022-4 A3 DTD 10/31/2022 5.340% 08/16/2027	14318UAD3	535,870.49	AAA	NR	10/26/22	10/31/22	535,744.83	5.35	1,271.80	535,792.91	537,701.56
CHAIT 2022-A1 A DTD 09/16/2022 3.970% 09/15/2027	161571HS6	200,000.00	AAA	NR	09/09/22	09/16/22	199,966.62	3.97	352.89	199,979.70	198,480.60
TAOT 2023-A A3 DTD 01/30/2023 4.630% 09/15/2027	891940AC2	215,000.00	AAA	NR	01/24/23	01/30/23	214,999.89	4.63	442.42	214,999.93	214,672.13
JDOT 2023-A A3 DTD 03/02/2023 5.010% 11/15/2027	47800CAC0	140,000.00	NR	Aaa	02/22/23	03/02/23	139,974.49	5.01	311.73	139,982.61	140,393.26
BACCT 2022-A1 A1 DTD 06/16/2022 3.530% 11/15/2027	05522RDE5	165,000.00	NR	Aaa	06/09/22	06/16/22	164,989.70	3.53	258.87	164,993.90	163,281.03
HAROT 2023-2 A3 DTD 05/30/2023 4.930% 11/15/2027	437927AC0	225,000.00	AAA	Aaa	05/23/23	05/30/23	224,963.55	4.93	493.00	224,973.79	225,661.27
DTRT 2024-1 A3 DTD 04/24/2024 5.490% 12/15/2027	233874AC0	165,000.00	NR	Aaa	04/15/24	04/24/24	164,985.35	5.49	402.60	164,985.35	167,422.86
KCOT 2023-2A A3 DTD 07/26/2023 5.280% 01/18/2028	500945AC4	130,000.00	NR	Aaa	07/18/23	07/26/23	129,967.16	5.29	305.07	129,975.21	131,382.55

**Managed Account Detail of Securities Held**

For the Month Ending **August 31, 2024**

CITY OF DORAL GENERAL FUND - [REDACTED]											
Security Type/Description			S&P	Moody's	Trade	Settle	Original	YTM	Accrued	Amortized	Market
Dated Date/Coupon/Maturity	CUSIP	Par	Rating	Rating	Date	Date	Cost	at Cost	Interest	Cost	Value
Asset-Backed Security											
FORDO 2023-A A3 DTD 03/31/2023 4.650% 02/15/2028	344928AD8	175,000.00	AAA	NR	03/28/23	03/31/23	174,981.75	4.65	361.67	174,987.06	174,806.63
TAOT 2023-B A3 DTD 05/23/2023 4.710% 02/15/2028	891941AD8	240,000.00	NR	Aaa	05/16/23	05/23/23	239,986.58	4.71	502.40	239,990.19	240,031.44
BAAT 2023-1A A3 DTD 07/31/2023 5.530% 02/15/2028	06428AAC2	265,000.00	NR	Aaa	07/25/23	07/31/23	264,989.96	5.53	651.31	264,992.36	267,706.45
GMCAR 2023-2 A3 DTD 04/12/2023 4.470% 02/16/2028	362583AD8	185,000.00	AAA	Aaa	04/04/23	04/12/23	184,994.91	4.47	344.56	184,996.37	184,475.90
BMWOT 2023-A A3 DTD 07/18/2023 5.470% 02/25/2028	05592XAD2	120,000.00	AAA	NR	07/11/23	07/18/23	119,978.74	5.47	109.40	119,983.91	121,192.68
JDOT 2023-B A3 DTD 06/28/2023 5.180% 03/15/2028	477920AC6	155,000.00	NR	Aaa	06/21/23	06/28/23	154,974.15	5.18	356.84	154,980.59	156,054.77
HART 2023-B A3 DTD 07/19/2023 5.480% 04/17/2028	44933XAD9	150,000.00	AAA	NR	07/11/23	07/19/23	149,993.49	5.48	365.33	149,995.02	151,849.35
BAAT 2023-2A A3 DTD 11/21/2023 5.740% 06/15/2028	06054YAC1	395,000.00	NR	Aaa	11/15/23	11/21/23	394,992.85	5.76	1,007.69	394,674.00	401,716.19
KCOT 2024-1A A3 DTD 02/21/2024 5.190% 07/17/2028	50117BAC4	170,000.00	NR	Aaa	02/14/24	02/21/24	169,993.35	5.19	392.13	169,994.64	172,650.13
CNH 2023-A A3 DTD 04/25/2023 4.810% 08/15/2028	12664OAC8	165,000.00	AAA	NR	04/18/23	04/25/23	164,972.20	4.81	352.73	164,979.27	165,409.36
FITAT 2023-1 A3 DTD 08/23/2023 5.530% 08/15/2028	31680EAD3	475,000.00	AAA	Aaa	08/15/23	08/23/23	474,970.55	5.53	1,167.44	474,976.60	480,065.88
CHAIT 2023-A1 A DTD 09/15/2023 5.160% 09/15/2028	161571HT4	405,000.00	AAA	NR	09/07/23	09/15/23	404,887.73	5.17	928.80	404,907.17	411,766.34
PFAST 2023-1A A3 DTD 05/24/2023 4.810% 09/22/2028	73328OAC8	205,000.00	AAA	Aaa	05/17/23	05/24/23	204,966.26	4.82	246.51	204,974.30	204,877.61
TAOT 2024-A A3 DTD 01/30/2024 4.830% 10/16/2028	89238DAD0	150,000.00	AAA	Aaa	01/23/24	01/30/24	149,969.99	4.83	322.00	149,973.68	150,906.90

**Managed Account Detail of Securities Held**

For the Month Ending **August 31, 2024**

CITY OF DORAL GENERAL FUND - [REDACTED]											
Security Type/Description			S&P	Moody's	Trade	Settle	Original	YTM	Accrued	Amortized	Market
Dated Date/Coupon/Maturity	CUSIP	Par	Rating	Rating	Date	Date	Cost	at Cost	Interest	Cost	Value
<b>Asset-Backed Security</b>											
JDOT 2024-A A3 DTD 03/19/2024 4.960% 11/15/2028	47800RAD5	125,000.00	NR	Aaa	03/11/24	03/19/24	124,993.00	4.97	275.56	124,930.87	126,522.00
KCOT 2024-2A A3 DTD 06/25/2024 5.260% 11/15/2028	50117DAC0	180,000.00	NR	Aaa	06/18/24	06/25/24	179,995.68	5.26	420.80	179,995.93	183,547.08
ALLYA 2024-1 A3 DTD 03/13/2024 5.080% 12/15/2028	02008FAC8	240,000.00	AAA	NR	03/05/24	03/13/24	239,965.15	5.08	541.87	239,968.61	242,031.60
GMCAR 2024-1 A3 DTD 01/17/2024 4.850% 12/18/2028	36268GAD7	65,000.00	NR	Aaa	01/09/24	01/17/24	64,986.93	4.85	131.35	64,988.42	65,524.75
HUNT 2024-1A A3 DTD 02/22/2024 5.230% 01/16/2029	446144AE7	155,000.00	AAA	Aaa	02/13/24	02/22/24	154,994.23	5.23	360.29	154,995.16	157,536.89
BMWOT 2024-A A3 DTD 06/11/2024 5.180% 02/26/2029	096919AD7	295,000.00	AAA	Aaa	06/04/24	06/11/24	294,955.19	5.18	254.68	294,957.57	299,979.01
HART 2024-B A3 DTD 07/24/2024 4.840% 03/15/2029	44934OAD3	240,000.00	AAA	NR	07/16/24	07/24/24	239,963.78	4.84	516.27	239,964.86	242,544.72
JDOT 2024-B A3 DTD 06/18/2024 5.200% 03/15/2029	47786WAD2	245,000.00	NR	Aaa	06/11/24	06/18/24	244,952.10	5.20	566.22	244,954.53	249,979.87
TAOT 2024-C A3 DTD 07/30/2024 4.880% 03/15/2029	89237OAD2	280,000.00	AAA	NR	07/23/24	07/30/24	279,999.83	4.88	607.29	280,000.00	283,321.36
WOART 2024-A A3 DTD 02/14/2024 4.860% 03/15/2029	98164RAD8	350,000.00	AAA	NR	02/06/24	02/14/24	349,953.87	4.86	756.00	349,958.74	353,234.35
CHAOT 2024-1A A3 DTD 03/27/2024 5.130% 05/25/2029	16144BAC2	130,000.00	NR	Aaa	03/19/24	03/27/24	129,991.34	5.13	111.15	129,992.37	131,820.26
CNH 2024-A A3 DTD 01/24/2024 4.770% 06/15/2029	18978FAC0	150,000.00	AAA	Aaa	01/17/24	01/24/24	149,964.56	4.80	318.00	149,807.18	151,249.50
<b>Security Type Sub-Total</b>		<b>12,809,655.87</b>					<b>12,808,014.92</b>	<b>4.37</b>	<b>23,624.41</b>	<b>12,808,001.47</b>	<b>12,825,284.57</b>
<b>Managed Account Sub-Total</b>		<b>71,111,610.22</b>					<b>70,949,906.62</b>	<b>4.48</b>	<b>570,070.48</b>	<b>71,002,559.67</b>	<b>71,470,508.99</b>

**Managed Account Detail of Securities Held**

For the Month Ending **August 31, 2024**

<b>CITY OF DORAL GENERAL FUND - [REDACTED]</b>						
<b>Securities Sub-Total</b>	<b>\$71,111,610.22</b>	<b>\$70,949,906.62</b>	<b>4.49%</b>	<b>\$570,070.48</b>	<b>\$71,002,559.67</b>	<b>\$71,470,508.99</b>
<b>Accrued Interest</b>						<b>\$570,070.48</b>
<b>Total Investments</b>						<b>\$72,040,579.47</b>

**Managed Account Fair Market Value & Analytics**

For the Month Ending **August 31, 2024**

**CITY OF DORAL GENERAL FUND - [REDACTED]**

<b>Security Type/Description</b>	<b>Dated Date/Coupon/Maturity</b>	<b>CUSIP</b>	<b>Par</b>	<b>Broker</b>	<b>Next Call Date</b>	<b>Market Price</b>	<b>Market Value</b>	<b>Unreal G/L On Cost</b>	<b>Unreal G/L Amort Cost</b>	<b>Effective Duration</b>	<b>YTM at Mkt</b>
<b>U.S. Treasury Bond / Note</b>											
US TREASURY N/B	DTD 11/15/2022 4.500% 11/15/2025	91282CFW6	2,150,000.00	MorganSt		100.29	2,156,131.80	(15,956.09)	(2,917.24)	1.15	4.25
US TREASURY N/B	DTD 12/15/2022 4.000% 12/15/2025	91282CGA3	1,370,000.00	Citigrou		99.72	1,366,147.56	3,104.59	(807.93)	1.23	4.22
US TREASURY N/B	DTD 01/17/2023 3.875% 01/15/2026	91282CGE5	1,820,000.00	JPMorgan		99.62	1,813,033.04	(2,488.05)	(4,887.32)	1.31	4.16
US TREASURY N/B	DTD 02/15/2023 4.000% 02/15/2026	91282CGL9	495,000.00	BOFAML		99.83	494,168.40	(1,121.64)	(981.12)	1.40	4.12
US TREASURY N/B	DTD 02/15/2023 4.000% 02/15/2026	91282CGL9	1,705,000.00	BOFAML		99.83	1,702,135.60	26,573.49	11,676.88	1.40	4.12
US TREASURY N/B	DTD 04/17/2023 3.750% 04/15/2026	91282CGV7	145,000.00	Citigrou		99.52	144,303.27	2,673.39	2,108.52	1.53	4.06
US TREASURY N/B	DTD 04/17/2023 3.750% 04/15/2026	91282CGV7	2,415,000.00	MorganSt		99.52	2,403,395.92	(5,943.92)	(8,500.97)	1.53	4.06
US TREASURY N/B	DTD 05/15/2023 3.625% 05/15/2026	91282CHB0	3,025,000.00	JPMorgan		99.33	3,004,793.00	10,633.82	(2,391.05)	1.61	4.03
US TREASURY N/B	DTD 06/15/2023 4.125% 06/15/2026	91282CHH7	780,000.00	MorganSt		100.20	781,584.18	6,977.15	4,833.92	1.69	4.00
US TREASURY N/B	DTD 07/17/2023 4.500% 07/15/2026	91282CHM6	1,065,000.00	JPMorgan		100.93	1,074,859.77	11,856.65	11,124.27	1.77	3.98
US TREASURY N/B	DTD 08/15/2023 4.375% 08/15/2026	91282CHU8	900,000.00	JPMorgan		100.80	907,207.20	15,785.33	12,928.63	1.85	3.94
US TREASURY N/B	DTD 08/15/2023 4.375% 08/15/2026	91282CHU8	2,400,000.00	JPMorgan		100.80	2,419,219.20	11,437.95	11,737.90	1.85	3.94
US TREASURY N/B	DTD 09/15/2023 4.625% 09/15/2026	91282CHY0	310,000.00	BOFAML		101.34	314,141.29	6,357.30	5,707.97	1.89	3.94
US TREASURY N/B	DTD 10/16/2023 4.625% 10/15/2026	91282CJC6	870,000.00	Citigrou		101.42	882,370.53	13,526.00	13,221.21	1.97	3.92
US TREASURY N/B	DTD 11/15/2023 4.625% 11/15/2026	91282CJK8	1,695,000.00	JPMorgan		101.52	1,720,689.42	11,718.91	15,016.03	2.05	3.90
US TREASURY N/B	DTD 12/15/2023 4.375% 12/15/2026	91282CJP7	3,695,000.00	JPMorgan		101.07	3,734,691.69	11,257.51	17,326.92	2.14	3.88
US TREASURY N/B	DTD 01/16/2024 4.000% 01/15/2027	91282CJT9	1,210,000.00	Citigrou		100.29	1,213,545.30	2,363.66	2,583.24	2.23	3.87

**Managed Account Fair Market Value & Analytics**

For the Month Ending **August 31, 2024**

**CITY OF DORAL GENERAL FUND - [REDACTED]**

<b>Security Type/Description</b>	<b>Dated Date/Coupon/Maturity</b>	<b>CUSIP</b>	<b>Par</b>	<b>Broker</b>	<b>Next Call Date</b>	<b>Market Price</b>	<b>Market Value</b>	<b>Unreal G/L On Cost</b>	<b>Unreal G/L Amort Cost</b>	<b>Effective Duration</b>	<b>YTM at Mkt</b>
<b>U.S. Treasury Bond / Note</b>											
US TREASURY N/B		91282CKA8	2,080,000.00	ACAD		100.61	2,092,675.52	24,863.02	22,944.02	2.31	3.86
DTD 02/15/2024 4.125% 02/15/2027											
US TREASURY N/B		91282CKE0	500,000.00	BOFAML		101.01	505,039.00	8,613.22	8,148.28	2.33	3.83
DTD 03/15/2024 4.250% 03/15/2027											
US TREASURY N/B		91282CKJ9	1,200,000.00	Barclays		101.64	1,219,687.20	28,265.32	27,378.66	2.41	3.83
DTD 04/15/2024 4.500% 04/15/2027											
US TREASURY N/B		91282CKR1	1,000,000.00	MorganSt		101.69	1,016,875.00	18,320.31	18,208.48	2.49	3.83
DTD 05/15/2024 4.500% 05/15/2027											
US TREASURY N/B		91282CKV2	1,600,000.00	ASLC		102.15	1,634,374.40	33,061.90	33,128.57	2.57	3.80
DTD 06/17/2024 4.625% 06/15/2027											

<b>Security Type Sub-Total</b>			<b>32,430,000.00</b>				<b>32,601,068.29</b>	<b>221,879.82</b>	<b>197,587.87</b>	<b>1.84</b>	<b>3.98</b>
--------------------------------	--	--	----------------------	--	--	--	----------------------	-------------------	-------------------	-------------	-------------

**Federal Agency Mortgage-Backed Security**

FN FM4174		3140X7T82	196,028.33	OTHER		97.58	191,275.63	(16,606.29)	(12,761.37)	1.42	4.61
DTD 09/01/2020 3.000% 11/01/2032											
FN BM4614		3140J9DU2	127,120.74	INTL_FC		96.68	122,898.43	(12,564.61)	(10,380.20)	2.59	4.25
DTD 10/01/2018 3.000% 03/01/2033											
FN FM5616		3140X9G25	168,966.06	Citigrou		95.90	162,044.54	(16,663.47)	(14,500.41)	3.11	4.31
DTD 01/01/2021 3.000% 12/01/2034											
FN 885671		31410C6G2	1,044.90	OTHER		103.66	1,083.15	38.25	38.25	3.40	5.44
DTD 10/01/2006 6.500% 10/01/2036											
FN 899203		31410WAC2	11,355.00	OTHER		105.05	11,928.07	573.07	573.07	3.59	5.12
DTD 11/01/2006 6.500% 10/01/2036											
FN 899273		31410WCJ5	5,599.85	OTHER		103.34	5,786.77	187.29	187.14	3.26	5.48
DTD 11/01/2006 6.500% 11/01/2036											
GN 668892		36295FC51	71,822.17	OTHER		102.15	73,369.79	1,547.62	1,547.62	3.49	6.91
DTD 06/01/2007 7.500% 06/01/2037											
FN 946318		31413HYP7	394.96	OTHER		103.99	410.71	15.75	15.75	3.93	5.48
DTD 08/01/2007 6.500% 09/01/2037											
GN 662584		36294XCV6	10,585.89	OTHER		103.08	10,911.77	325.88	325.88	4.10	5.79
DTD 09/01/2007 6.500% 09/01/2037											
FN 956412		31413VAM9	1,744.29	OTHER		104.46	1,822.15	77.86	77.86	3.53	5.26
DTD 11/01/2007 6.500% 11/01/2037											

**Managed Account Fair Market Value & Analytics**

For the Month Ending **August 31, 2024**

**CITY OF DORAL GENERAL FUND - [REDACTED]**

<b>Security Type/Description</b>	<b>Dated Date/Coupon/Maturity</b>	<b>CUSIP</b>	<b>Par</b>	<b>Broker</b>	<b>Next Call Date</b>	<b>Market Price</b>	<b>Market Value</b>	<b>Unreal G/L On Cost</b>	<b>Unreal G/L Amort Cost</b>	<b>Effective Duration</b>	<b>YTM at Mkt</b>
<b>Federal Agency Mortgage-Backed Security</b>											
GN 677536		36295OV56	4,177.06	OTHER		103.48	4,322.29	145.23	145.23	4.05	5.67
DTD 11/01/2007 6.500% 11/01/2037											
G2 4117		36202ESE0	11,310.44	OTHER		104.07	11,770.99	460.55	460.55	3.19	5.73
DTD 04/01/2008 7.000% 04/01/2038											
G2 4262		36202EWX3	5,169.76	OTHER		101.30	5,237.13	67.37	67.37	3.91	6.69
DTD 10/01/2008 7.000% 10/01/2038											
<b>Security Type Sub-Total</b>			<b>615,319.46</b>				<b>602,861.42</b>	<b>(42,395.50)</b>	<b>(34,203.26)</b>	<b>2.56</b>	<b>4.83</b>
<b>Federal Agency Commercial Mortgage-Backed Security</b>											
FHMS K052 A2		3137BMTX4	690,000.00	Barclays		98.29	678,174.09	8,981.90	(2,141.77)	1.02	4.65
DTD 02/01/2016 3.151% 11/01/2025											
FHMS K057 A2		3137BROJ7	355,000.00	CantorFi		96.92	344,068.84	13,946.57	3,039.59	1.63	4.38
DTD 09/01/2016 2.570% 07/01/2026											
FHMS K736 A2		3137FNWX4	370,000.00	INTL_FC		96.51	357,104.02	13,798.94	5,290.60	1.60	4.40
DTD 09/01/2019 2.282% 07/01/2026											
FNA 2016-M12 A2 FLOATING		3136AUKX8	358,094.97	WellsFar		96.34	344,977.59	10,858.19	5,125.23	1.82	4.43
DTD 11/01/2016 2.525% 09/01/2026											
FHMS K067 A2		3137FAWS3	370,000.00	BMO		97.44	360,535.40	7,532.27	7,035.35	2.66	4.10
DTD 09/01/2017 3.194% 07/01/2027											
FHMS K092 A1		3137FLYU2	273,830.46	WellsFar		97.64	267,362.04	9,693.99	7,443.78	2.04	4.21
DTD 05/01/2019 3.125% 10/01/2028											
<b>Security Type Sub-Total</b>			<b>2,416,925.43</b>				<b>2,352,221.98</b>	<b>64,811.86</b>	<b>25,792.78</b>	<b>1.68</b>	<b>4.41</b>
<b>Federal Agency Collateralized Mortgage Obligation</b>											
GNR 2008-82 A		38375YEK4	11,790.46	OTHER		101.44	11,960.65	170.19	170.19	3.80	5.62
DTD 09/01/2008 6.000% 09/01/2038											
FHR 3842 PH		3137A9OP4	62,619.61	OTHER		98.69	61,799.92	(5,374.29)	(3,737.75)	2.93	4.42
DTD 04/01/2011 4.000% 04/01/2041											
GNR 2014-H19 HA		38375UPV6	56,126.19	OTHER		97.58	54,768.33	(4,820.20)	(4,536.48)	1.35	4.68
DTD 09/01/2014 3.000% 09/01/2064											
GNR 2019-H12 JA		38380LXE8	158,923.04	OTHER		97.71	155,279.57	(4,481.55)	(4,396.25)	0.83	5.13
DTD 07/01/2019 2.500% 07/01/2069											



**Managed Account Fair Market Value & Analytics**

For the Month Ending **August 31, 2024**

**CITY OF DORAL GENERAL FUND - [REDACTED]**

<b>Security Type/Description</b>	<b>Dated Date/Coupon/Maturity</b>	<b>CUSIP</b>	<b>Par</b>	<b>Broker</b>	<b>Next Call Date</b>	<b>Market Price</b>	<b>Market Value</b>	<b>Unreal G/L On Cost</b>	<b>Unreal G/L Amort Cost</b>	<b>Effective Duration</b>	<b>YTM at Mkt</b>
<b>Federal Agency Collateralized Mortgage Obligation</b>											
GNR 2020-H02 DA		38380LV67	200,250.16	OTHER		97.25	194,734.07	(6,384.35)	(6,304.54)	1.00	4.92
DTD 01/01/2020 2.250% 12/01/2069											
<b>Security Type Sub-Total</b>			<b>489,709.46</b>				<b>478,542.54</b>	<b>(20,890.20)</b>	<b>(18,804.83)</b>	<b>1.30</b>	<b>4.91</b>

<b>Corporate Note</b>											
3M COMPANY (CALLABLE)		88579YBH3	300,000.00	JPMorgan	01/14/25	98.62	295,861.80	(16,030.20)	(5,467.31)	0.44	5.12
DTD 08/26/2019 2.000% 02/14/2025											
MORGAN STANLEY		6174468C6	235,000.00	GoldmanS		99.33	233,428.32	(2,666.78)	(1,881.00)	0.86	4.77
DTD 07/23/2015 4.000% 07/23/2025											
PRICOA GLOBAL FUNDING 1		74153WCR8	155,000.00	Citigrou		99.50	154,221.13	(684.32)	(747.56)	0.96	4.72
DTD 08/31/2022 4.200% 08/28/2025											
BANK OF MONTREAL		06368LWT9	325,000.00	BMO		101.25	329,046.25	4,046.25	4,046.25	1.00	4.71
DTD 09/25/2023 5.920% 09/25/2025											
CITIBANK NA (CALLABLE)		17325FBA5	255,000.00	Citigrou	08/29/25	101.26	258,224.48	3,224.48	3,224.48	0.94	4.64
DTD 09/29/2023 5.864% 09/29/2025											
PNC FINANCIAL SERVICES (CALLABLE)		693475BH7	160,000.00	PNCBank	10/28/24	100.01	160,022.56	22.56	22.56	0.15	6.35
DTD 10/28/2022 5.671% 10/28/2025											
LINDE INC/CT (CALLABLE)		53522KAB9	505,000.00	Deutsche	11/05/25	100.19	505,935.26	1,480.66	1,164.53	1.14	4.54
DTD 12/05/2022 4.700% 12/05/2025											
PROTECTIVE LIFE GLOBAL		74368CBQ6	150,000.00	MorganSt		100.88	151,323.90	1,323.90	1,323.90	1.28	4.68
DTD 01/06/2023 5.366% 01/06/2026											
CATERPILLAR FINL SERVICE		14913R3B1	500,000.00	JPMorgan		100.51	502,542.00	2,667.00	2,598.13	1.28	4.40
DTD 01/06/2023 4.800% 01/06/2026											
NATIONAL AUSTRALIA BK/NY		63253OAA2	450,000.00	GoldmanS		100.66	452,979.00	2,979.00	2,979.00	1.30	4.46
DTD 01/12/2023 4.966% 01/12/2026											
WELLS FARGO BANK NA (CALLABLE)		94988J6H5	520,000.00	WellsFar	12/14/25	100.37	521,941.16	1,941.16	1,941.16	1.25	4.53
DTD 01/23/2024 4.811% 01/15/2026											
BANK OF NOVA SCOTIA		06417XAN1	500,000.00	Citigrou		100.24	501,211.50	8,866.50	5,519.55	1.35	4.57
DTD 02/02/2023 4.750% 02/02/2026											
STATE STREET CORP (CALLABLE)		857477BR3	155,000.00	GoldmanS	02/06/25	98.46	152,619.98	(2,380.02)	(2,380.02)	0.44	5.68
DTD 02/07/2022 1.746% 02/06/2026											
JPMORGAN CHASE & CO (CALLABLE)		46647PCZ7	350,000.00	JPMorgan	04/26/25	99.32	347,620.35	(2,379.65)	(2,379.65)	0.63	6.08
DTD 04/26/2022 4.080% 04/26/2026											

**Managed Account Fair Market Value & Analytics**

For the Month Ending **August 31, 2024**

CITY OF DORAL GENERAL FUND - [REDACTED]

Security Type/Description Dated Date/Coupon/Maturity	CUSIP	Par	Broker	Next Call Date	Market Price	Market Value	Unreal G/L On Cost	Unreal G/L Amort Cost	Effective Duration	YTM at Mkt
<b>Corporate Note</b>										
AMERICAN HONDA FINANCE DTD 07/07/2023 5.250% 07/07/2026	02665WEK3	95,000.00	SGSA		101.48	96,409.71	1,933.16	1,733.40	1.73	4.40
AMERICAN HONDA FINANCE DTD 07/07/2023 5.250% 07/07/2026	02665WEK3	125,000.00	MIZU		101.48	126,854.88	2,008.63	1,949.69	1.73	4.40
TORONTO-DOMINION BANK DTD 07/17/2023 5.532% 07/17/2026	89115A2S0	500,000.00	RBS		101.86	509,298.00	7,863.00	8,393.94	1.75	4.49
ROYAL BANK OF CANADA DTD 07/20/2023 5.200% 07/20/2026	78016FZZ0	500,000.00	JPMorgan		101.45	507,241.50	9,521.50	8,680.27	1.77	4.39
MORGAN STANLEY DTD 07/25/2016 3.125% 07/27/2026	61761J3R8	200,000.00	MorganSt		97.49	194,975.40	7,101.40	2,656.32	1.81	4.51
MERCEDES-BENZ FIN NA DTD 08/03/2023 5.200% 08/03/2026	58769JAK3	275,000.00	Scotiaca		101.31	278,600.57	5,426.57	4,792.64	1.80	4.48
STATE STREET CORP (CALLABLE) DTD 08/03/2023 5.272% 08/03/2026	857477CD3	380,000.00	MorganSt	07/03/26	101.56	385,923.82	5,923.82	5,923.82	1.74	4.42
TOYOTA MOTOR CREDIT CORP DTD 08/09/2024 4.550% 08/07/2026	89236TMJ1	75,000.00	MIZU		100.38	75,287.55	334.05	332.56	1.82	4.34
TOYOTA MOTOR CREDIT CORP DTD 08/09/2024 4.550% 08/07/2026	89236TMJ1	170,000.00	GoldmanS		100.38	170,651.78	570.18	572.41	1.82	4.34
TOYOTA MOTOR CREDIT CORP DTD 08/14/2023 5.000% 08/14/2026	89236TKX2	275,000.00	HSBC		101.29	278,539.53	3,872.28	3,756.13	1.84	4.30
PACIFIC LIFE GF II DTD 08/30/2023 5.500% 08/28/2026	6944PL2W8	90,000.00	JPMorgan		101.83	91,644.21	1,675.71	1,665.16	1.86	4.53
COOPERAT RABOBANK UA/NY DTD 08/28/2024 4.333% 08/28/2026	21688ABF8	520,000.00	GoldmanS		100.00	520,021.32	21.32	21.32	1.88	4.33
SUMITOMO MITSUI TR BK LT DTD 09/14/2023 5.650% 09/14/2026	86563VBK4	275,000.00	GoldmanS		102.05	280,625.68	5,669.68	5,655.95	1.86	4.59
NEW YORK LIFE GLOBAL FDG DTD 09/19/2023 5.450% 09/18/2026	64953BBF4	500,000.00	BOFAML		102.09	510,436.00	10,531.00	10,501.96	1.87	4.37
HOME DEPOT INC (CALLABLE) DTD 12/04/2023 4.950% 09/30/2026	437076CV2	115,000.00	JPMorgan	08/30/26	101.45	116,663.59	1,915.44	1,852.32	1.86	4.21
CANADIAN IMPERIAL BANK DTD 10/03/2023 5.926% 10/02/2026	13607LWT6	275,000.00	CIBC		102.81	282,721.45	7,721.45	7,721.45	1.90	4.50
DIAGEO CAPITAL PLC (CALLABLE) DTD 10/05/2023 5.375% 10/05/2026	25243YBK4	315,000.00	BOFAML	09/05/26	101.88	320,927.04	6,780.69	6,536.64	1.87	4.42

**Managed Account Fair Market Value & Analytics**

For the Month Ending **August 31, 2024**

CITY OF DORAL GENERAL FUND - [REDACTED]

Security Type/Description Dated Date/Coupon/Maturity	CUSIP	Par	Broker	Next Call Date	Market Price	Market Value	Unreal G/L On Cost	Unreal G/L Amort Cost	Effective Duration	YTM at Mkt
<b>Corporate Note</b>										
STATE STREET CORP (CALLABLE) DTD 11/04/2022 5.751% 11/04/2026	857477BX0	100,000.00	Deutsche	11/04/25	101.07	101,070.00	1,070.00	1,070.00	1.11	5.66
PACCAR FINANCIAL CORP DTD 11/09/2023 5.200% 11/09/2026	69371RS72	190,000.00	JPMorgan		101.92	193,656.17	3,802.47	3,764.80	2.02	4.27
PEPSICO INC (CALLABLE) DTD 11/10/2023 5.125% 11/10/2026	713448FW3	145,000.00	BOFAML	10/10/26	101.96	147,840.99	2,880.14	2,870.07	1.97	4.18
ROCHE HOLDINGS INC (CALLABLE) DTD 11/13/2023 5.265% 11/13/2026	771196CE0	470,000.00	Barclays	10/13/26	102.08	479,770.36	9,770.36	9,770.36	1.97	4.26
WELLS FARGO BANK NA (CALLABLE) DTD 12/11/2023 5.254% 12/11/2026	94988J6F9	370,000.00	WellsFar	11/09/26	101.93	377,150.99	7,150.99	7,150.99	2.05	4.34
MERCEDES-BENZ FIN NA DTD 01/11/2024 4.800% 01/11/2027	58769JAO0	250,000.00	BOFAML		101.00	252,499.00	2,754.00	2,702.42	2.19	4.35
PROTECTIVE LIFE GLOBAL DTD 01/12/2024 4.992% 01/12/2027	74368CBX1	370,000.00	WellsFar		101.25	374,619.08	4,619.08	4,619.08	2.19	4.43
PRINCIPAL LFE GLB FND II DTD 01/16/2024 5.000% 01/16/2027	74256LEX3	90,000.00	MAXE		101.31	91,179.99	909.09	962.42	2.20	4.41
PRINCIPAL LFE GLB FND II DTD 01/16/2024 5.000% 01/16/2027	74256LEX3	135,000.00	WellsFar		101.31	136,769.99	1,822.64	1,812.10	2.20	4.41
BPCE SA DTD 01/18/2024 5.203% 01/18/2027	05571AAT2	250,000.00	Citigrou		101.32	253,299.00	3,044.00	3,093.26	2.20	4.61
AUST & NZ BANKING GRP NY DTD 01/18/2024 4.750% 01/18/2027	05253JAZ4	525,000.00	BOFAML		101.08	530,645.85	5,645.85	5,645.85	2.21	4.27
BANQUE FED CRED MUTUEL DTD 01/23/2024 5.088% 01/23/2027	06675FBC0	500,000.00	WellsFar		101.27	506,360.50	6,360.50	6,360.50	2.22	4.52
PNC FINANCIAL SERVICES (CALLABLE) DTD 01/24/2023 4.758% 01/26/2027	693475BL8	35,000.00	PNCBank	01/26/26	99.85	34,948.38	(51.62)	(51.62)	1.33	3.81
NATIONAL RURAL UTIL COOP (CALLABLE) DTD 02/05/2024 4.800% 02/05/2027	63743HFM9	510,000.00	PNCBank	01/05/27	101.21	516,180.18	6,333.18	6,304.94	2.21	4.27
TEXAS INSTRUMENTS INC (CALLABLE) DTD 02/08/2024 4.600% 02/08/2027	882508CE2	325,000.00	BOFAML	01/08/27	101.06	328,438.18	3,646.18	3,608.50	2.23	4.14
ELI LILLY & CO (CALLABLE) DTD 02/09/2024 4.500% 02/09/2027	532457CJ5	335,000.00	Deutsche	01/09/27	100.89	337,985.52	3,163.07	3,130.92	2.23	4.11
BRISTOL-MYERS SQUIBB CO (CALLABLE) DTD 02/22/2024 4.900% 02/22/2027	110122EE4	105,000.00	Citigrou	01/22/27	101.59	106,672.97	1,786.37	1,767.51	2.25	4.21

**Managed Account Fair Market Value & Analytics**

For the Month Ending **August 31, 2024**

**CITY OF DORAL GENERAL FUND - [REDACTED]**

<b>Security Type/Description</b>	<b>CUSIP</b>	<b>Par</b>	<b>Broker</b>	<b>Next Call Date</b>	<b>Market Price</b>	<b>Market Value</b>	<b>Unreal G/L On Cost</b>	<b>Unreal G/L Amort Cost</b>	<b>Effective Duration</b>	<b>YTM at Mkt</b>
<b>Corporate Note</b>										
WESTPAC NEW ZEALAND LTD DTD 02/26/2024 5.132% 02/26/2027	96122FAB3	250,000.00	Citigrou		101.59	253,975.00	3,975.00	3,975.00	2.31	4.41
ASTRAZENECA FINANCE LLC (CALLABLE) DTD 02/26/2024 4.800% 02/26/2027	04636NAK9	250,000.00	Citigrou	01/26/27	101.36	253,400.50	3,820.50	3,752.42	2.27	4.22
CISCO SYSTEMS INC (CALLABLE) DTD 02/26/2024 4.800% 02/26/2027	17275RBO4	325,000.00	Deutsche	01/26/27	101.62	330,249.08	5,671.58	5,602.81	2.27	4.11
JOHN DEERE CAPITAL CORP DTD 03/07/2024 4.850% 03/05/2027	24422EXM6	420,000.00	Barclays		101.51	426,345.78	6,736.38	6,676.48	2.28	4.21
CREDIT AGRICOLE SA DTD 03/11/2024 5.134% 03/11/2027	22534PAH6	515,000.00	CRAG		101.61	523,289.96	8,289.96	8,289.96	2.29	4.45
AMERICAN HONDA FINANCE DTD 03/13/2024 4.900% 03/12/2027	02665WFD8	230,000.00	TD Secur		101.40	233,214.48	3,340.98	3,322.13	2.30	4.31
STATE STREET CORP (CALLABLE) DTD 03/18/2024 4.993% 03/18/2027	857477CL5	210,000.00	MorganSt	02/18/27	101.59	213,333.33	3,333.33	3,333.33	2.27	4.33
NORTHWESTERN MUTUAL GLBL DTD 03/25/2024 5.070% 03/25/2027	66815L2R9	175,000.00	MorganSt		102.15	178,767.05	3,786.30	3,783.28	2.33	4.18
HORMEL FOODS CORP (CALLABLE) DTD 03/08/2024 4.800% 03/30/2027	440452AK6	170,000.00	WellsFar	02/28/27	101.36	172,304.69	2,469.59	2,440.02	2.30	4.24
BMW US CAPITAL LLC DTD 04/02/2024 4.900% 04/02/2027	05565ECH6	540,000.00	JPMorgan		101.26	546,806.70	7,449.30	7,365.09	2.35	4.38
ADOBE INC (CALLABLE) DTD 04/04/2024 4.850% 04/04/2027	00724PAE9	215,000.00	BOFAML	03/04/27	101.62	218,481.71	3,589.21	3,575.37	2.31	4.18
BRIGHTHSE FIN GLBL FUND DTD 04/11/2024 5.550% 04/09/2027	10921U2J6	310,000.00	JPMorgan		101.30	314,026.59	4,119.59	4,108.22	2.34	5.01
MASSMUTUAL GLOBAL FUNDIN DTD 04/09/2024 5.100% 04/09/2027	57629W4S6	515,000.00	JPMorgan		102.17	526,189.92	11,344.42	11,325.20	2.37	4.21
UNITEDHEALTH GROUP INC (CALLABLE) DTD 03/21/2024 4.600% 04/15/2027	91324PEY4	530,000.00	BOFAML	03/15/27	101.16	536,166.02	9,860.12	9,355.66	2.35	4.12
GOLDMAN SACHS BANK USA (CALLABLE) DTD 05/21/2024 5.414% 05/21/2027	38151LAG5	415,000.00	Goldmans	05/21/26	101.13	419,676.64	4,676.64	4,676.64	1.62	5.22
SVENSKA HANDELSBANKEN AB DTD 05/28/2024 5.125% 05/28/2027	86959LAO6	280,000.00	BOFAML		102.14	285,992.56	6,283.76	6,259.79	2.50	4.29
MET LIFE GLOB FUNDING I DTD 06/11/2024 5.050% 06/11/2027	592179KL8	375,000.00	BOFAML		102.14	383,021.25	8,486.25	8,453.01	2.54	4.22

Managed Account Fair Market Value & Analytics

For the Month Ending August 31, 2024

CITY OF DORAL GENERAL FUND - [REDACTED]

Security Type/Description Dated Date/Coupon/Maturity	CUSIP	Par	Broker	Next Call Date	Market Price	Market Value	Unreal G/L On Cost	Unreal G/L Amort Cost	Effective Duration	YTM at Mkt
<b>Corporate Note</b>										
CANADIAN IMPERIAL BANK DTD 06/28/2024 5.237% 06/28/2027	13607L8C0	170,000.00	CIBC		102.16	173,675.40	3,675.40	3,675.40	2.57	4.41
BLACKROCK FUNDING INC (CALLABLE) DTD 07/26/2024 4.600% 07/26/2027	09290DAH4	335,000.00	BOFAML	06/26/27	101.42	339,771.07	4,781.12	4,780.07	2.63	4.07
HONEYWELL INTERNATIONAL (CALLABLE) DTD 08/01/2024 4.650% 07/30/2027	438516CX2	310,000.00	Deutsche	06/30/27	101.32	314,088.59	4,097.89	4,096.95	2.64	4.16
PRINCIPAL LFE GLB FND II DTD 08/19/2024 4.600% 08/19/2027	74256LFA2	65,000.00	Deutsche		100.47	65,307.64	358.34	357.73	2.73	4.43
PRICOA GLOBAL FUNDING 1 DTD 08/27/2024 4.400% 08/27/2027	74153WCU1	250,000.00	Deutsche		100.19	250,465.50	(299.50)	(296.86)	2.76	4.33
BP CAP MARKETS AMERICA (CALLABLE) DTD 05/17/2024 5.017% 11/17/2027	10373OBY5	395,000.00	Deutsche	10/17/27	102.17	403,557.68	8,557.68	8,557.68	2.85	4.29
MORGAN STANLEY (CALLABLE) DTD 04/19/2024 5.652% 04/13/2028	61747YFP5	90,000.00	MorganSt	04/13/27	102.64	92,378.43	2,378.43	2,378.43	2.37	5.04
BANK OF NY MELLON CORP (CALLABLE) DTD 07/22/2024 4.890% 07/21/2028	06406RBX4	465,000.00	MorganSt	07/21/27	101.09	470,082.92	5,082.92	5,082.92	2.65	4.90
JPMORGAN CHASE & CO (CALLABLE) DTD 07/22/2024 4.979% 07/22/2028	46647PEL6	340,000.00	JPMorgan	07/22/27	101.29	344,379.88	4,379.88	4,379.88	2.65	4.93
<b>Security Type Sub-Total</b>		<b>22,095,000.00</b>				<b>22,351,835.24</b>	<b>276,231.79</b>	<b>276,598.71</b>	<b>1.94</b>	<b>4.48</b>
<b>Bank Note</b>										
CITIBANK NA (CALLABLE) DTD 04/30/2024 5.438% 04/30/2026	17325FBF4	255,000.00	Citigrou	03/30/26	101.45	258,694.95	3,694.95	3,694.95	1.48	4.52
<b>Security Type Sub-Total</b>		<b>255,000.00</b>				<b>258,694.95</b>	<b>3,694.95</b>	<b>3,694.95</b>	<b>1.48</b>	<b>4.52</b>
<b>Asset-Backed Security</b>										
VWALT 2022-A A3 DTD 06/14/2022 3.440% 07/21/2025	92868AAC9	9,867.68	RBC Capi		99.84	9,851.97	(14.93)	(15.49)	0.06	6.58
KCOT 2021-2A A3 DTD 07/28/2021 0.560% 11/17/2025	50117XAE2	42,574.23	SUMITR		98.96	42,133.08	(439.55)	(440.70)	0.20	5.85
HAROT 2021-3 A3 DTD 08/25/2021 0.410% 11/18/2025	43815EAC8	49,440.34	Barclays		98.97	48,932.29	(507.33)	(507.84)	0.21	5.43

**Managed Account Fair Market Value & Analytics**

For the Month Ending **August 31, 2024**

**CITY OF DORAL GENERAL FUND - [REDACTED]**

<b>Security Type/Description</b>	<b>CUSIP</b>	<b>Par</b>	<b>Broker</b>	<b>Next Call Date</b>	<b>Market Price</b>	<b>Market Value</b>	<b>Unreal G/L On Cost</b>	<b>Unreal G/L Amort Cost</b>	<b>Effective Duration</b>	<b>YTM at Mkt</b>
<b>Asset-Backed Security</b>										
CARMX 2021-1 A3 DTD 01/27/2021 0.340% 12/15/2025	14316NAC3	9,959.63	OTHER		99.78	9,938.15	(19.51)	(20.96)	0.04	5.98
HAROT 2021-4 A3 DTD 11/24/2021 0.880% 01/21/2026	43815GAC3	61,123.90	BOFAML		98.39	60,139.81	(971.21)	(979.79)	0.35	5.48
DTRT 2022-1 A3 DTD 10/19/2022 5.230% 02/17/2026	233869AC0	176,195.74	JPMorgan		99.98	176,164.73	(19.30)	(25.87)	0.40	5.33
HAROT 2022-1 A3 DTD 02/23/2022 1.880% 05/15/2026	43815BAC4	166,333.53	JPMorgan		98.44	163,744.55	(2,563.96)	(2,578.89)	0.46	5.31
FORDO 2022-A A3 DTD 01/24/2022 1.290% 06/15/2026	345286AC2	63,623.60	Citigrou		98.54	62,695.71	(920.33)	(924.81)	0.39	5.06
CARMX 2021-3 A3 DTD 07/28/2021 0.550% 06/15/2026	14317DAC4	113,756.46	RBC Capi		98.24	111,753.10	(1,984.65)	(1,996.51)	0.35	5.56
VALET 2021-1 A3 DTD 12/13/2021 1.020% 06/22/2026	92868KAC7	72,161.63	WellsFar		98.66	71,191.35	(967.46)	(969.15)	0.31	5.39
BMWOT 2022-A A3 DTD 05/18/2022 3.210% 08/25/2026	05602RAD3	98,569.57	RBC Capi		99.07	97,650.80	(913.64)	(916.39)	0.50	5.09
CARMX 2021-4 A3 DTD 09/22/2021 0.560% 09/15/2026	14317JAD9	59,350.95	Barclays		97.97	58,147.73	(1,196.45)	(1,200.45)	0.43	5.27
JDOT 2022-A A3 DTD 03/16/2022 2.320% 09/15/2026	47787JAC2	120,742.77	BOFAML		98.55	118,988.74	(1,727.32)	(1,741.92)	0.49	5.30
KCOT 2022-1A A3 DTD 03/23/2022 2.670% 10/15/2026	50117EAC8	197,452.79	JPMorgan		98.54	194,574.13	(2,850.43)	(2,865.52)	0.59	5.16
HART 2022-A A3 DTD 03/16/2022 2.220% 10/15/2026	448977AD0	201,644.34	BOFAML		98.51	198,631.77	(3,004.81)	(3,008.97)	0.46	5.45
ALLYA 2022-1 A3 DTD 05/18/2022 3.310% 11/15/2026	02008JAC0	224,719.37	Barclays		99.17	222,863.41	(1,812.45)	(1,834.60)	0.47	5.10
GMCAR 2022-1 A3 DTD 01/19/2022 1.260% 11/16/2026	380146AC4	66,557.44	BNPPSA		98.31	65,431.89	(1,119.77)	(1,122.91)	0.43	5.19
CNH 2021-C A3 DTD 10/27/2021 0.810% 12/15/2026	12598LAC0	72,589.53	WellsFar		97.86	71,036.41	(1,544.69)	(1,549.36)	0.52	4.95
HDMOT 2022-A A3 DTD 04/20/2022 3.060% 02/15/2027	41284YAD8	126,060.66	WellsFar		99.04	124,847.58	(1,192.09)	(1,202.38)	0.45	5.20
GMCAR 2022-2 A3 DTD 04/13/2022 3.100% 02/16/2027	362585AC5	110,411.56	RBC Capi		98.78	109,060.68	(1,327.81)	(1,339.17)	0.59	5.19

**Managed Account Fair Market Value & Analytics**

For the Month Ending **August 31, 2024**

CITY OF DORAL GENERAL FUND - [REDACTED]

Security Type/Description Dated Date/Coupon/Maturity	CUSIP	Par	Broker	Next Call Date	Market Price	Market Value	Unreal G/L On Cost	Unreal G/L Amort Cost	Effective Duration	YTM at Mkt
<b>Asset-Backed Security</b>										
CARMX 2022-2 A3 DTD 04/28/2022 3.490% 02/16/2027	14317HAC5	159,048.34	BOFAML		99.00	157,455.47	(1,568.67)	(1,580.48)	0.59	5.21
TAOT 2022-C A3 DTD 08/16/2022 3.760% 04/15/2027	89231CAD9	130,201.91	Citigrou		99.20	129,153.79	(1,026.37)	(1,035.89)	0.75	4.87
COPAR 2022-1 A3 DTD 05/04/2022 3.170% 04/15/2027	14043OAC6	149,184.96	WellsFar		98.71	147,264.21	(1,888.15)	(1,903.47)	0.69	5.05
DCENT 2022-A2 A DTD 05/26/2022 3.320% 05/15/2027	254683CS2	480,000.00	RBC Capi		98.83	474,364.80	(5,596.18)	(5,613.96)	0.68	5.07
AMXCA 2022-2 A DTD 05/24/2022 3.390% 05/15/2027	02582JJT8	515,000.00	Barclays		98.89	509,269.60	(5,616.48)	(5,668.45)	0.68	5.05
COPAR 2022-2 A3 DTD 08/10/2022 3.660% 05/17/2027	14043GAD6	185,513.12	JPMorgan		99.02	183,702.14	(1,797.69)	(1,803.43)	0.77	4.95
KCOT 2023-1A A3 DTD 03/31/2023 5.020% 06/15/2027	50117KAC4	175,000.00	MIZU		100.36	175,631.92	659.31	650.08	1.22	4.78
JDOT 2022-C A3 DTD 10/19/2022 5.090% 06/15/2027	47800BAC2	380,782.32	Citigrou		100.10	381,145.96	393.19	381.35	0.82	5.03
CNH 2022-A A3 DTD 03/31/2022 2.940% 07/15/2027	12660DAC1	157,004.09	Citigrou		98.27	154,286.35	(2,706.14)	(2,711.44)	0.84	5.03
DCENT 2022-A3 A3 DTD 08/09/2022 3.560% 07/15/2027	254683CW3	420,000.00	BOFAML		98.91	415,425.36	(4,522.52)	(4,544.30)	0.84	4.89
MBART 2022-1 A3 DTD 11/22/2022 5.210% 08/16/2027	58768PAC8	528,914.90	SMBC		100.21	530,010.81	1,200.52	1,161.29	0.79	5.00
CARMX 2022-4 A3 DTD 10/31/2022 5.340% 08/16/2027	14318UAD3	535,870.49	Barclays		100.34	537,701.56	1,956.73	1,908.65	0.80	4.97
CHAIT 2022-A1 A DTD 09/16/2022 3.970% 09/15/2027	161571HS6	200,000.00	JPMorgan		99.24	198,480.60	(1,486.02)	(1,499.10)	0.99	4.77
TAOT 2023-A A3 DTD 01/30/2023 4.630% 09/15/2027	891940AC2	215,000.00	BOFAML		99.85	214,672.13	(327.76)	(327.80)	0.99	4.83
JDOT 2023-A A3 DTD 03/02/2023 5.010% 11/15/2027	47800CAC0	140,000.00	SUMITR		100.28	140,393.26	418.77	410.65	1.17	4.82
BACCT 2022-A1 A1 DTD 06/16/2022 3.530% 11/15/2027	05522RDE5	165,000.00	BOFAML		98.96	163,281.03	(1,708.67)	(1,712.87)	0.76	4.93
HAROT 2023-2 A3 DTD 05/30/2023 4.930% 11/15/2027	437927AC0	225,000.00	Barclays		100.29	225,661.27	697.72	687.48	1.34	4.76

**Managed Account Fair Market Value & Analytics**

For the Month Ending **August 31, 2024**

**CITY OF DORAL GENERAL FUND - [REDACTED]**

<b>Security Type/Description</b>				<b>Next Call</b>	<b>Market</b>	<b>Market</b>	<b>Unreal G/L</b>	<b>Unreal G/L</b>	<b>Effective</b>	<b>YTM</b>
<b>Dated Date/Coupon/Maturity</b>	<b>CUSIP</b>	<b>Par</b>	<b>Broker</b>	<b>Date</b>	<b>Price</b>	<b>Value</b>	<b>On Cost</b>	<b>Amort Cost</b>	<b>Duration</b>	<b>at Mkt</b>
<b>Asset-Backed Security</b>										
DTRT 2024-1 A3	233874AC0	165,000.00	JPMorgan		101.47	167,422.86	2,437.51	2,437.51	1.62	4.65
DTD 04/24/2024 5.490% 12/15/2027										
KCOT 2023-2A A3	500945AC4	130,000.00	JPMorgan		101.06	131,382.55	1,415.39	1,407.34	1.65	4.70
DTD 07/26/2023 5.280% 01/18/2028										
FORDO 2023-A A3	344928AD8	175,000.00	BNPPSA		99.89	174,806.63	(175.12)	(180.43)	1.08	4.80
DTD 03/31/2023 4.650% 02/15/2028										
TAOT 2023-B A3	891941AD8	240,000.00	RBC Capi		100.01	240,031.44	44.86	41.25	1.32	4.75
DTD 05/23/2023 4.710% 02/15/2028										
BAAT 2023-1A A3	06428AAC2	265,000.00	BOFAML		101.02	267,706.45	2,716.49	2,714.09	1.37	4.85
DTD 07/31/2023 5.530% 02/15/2028										
GMCAR 2023-2 A3	362583AD8	185,000.00	BOFAML		99.72	184,475.90	(519.01)	(520.47)	1.12	4.77
DTD 04/12/2023 4.470% 02/16/2028										
BMWOT 2023-A A3	05592XAD2	120,000.00	TD Secur		100.99	121,192.68	1,213.94	1,208.77	1.16	4.68
DTD 07/18/2023 5.470% 02/25/2028										
JDOT 2023-B A3	477920AC6	155,000.00	BOFAML		100.68	156,054.77	1,080.62	1,074.18	1.31	4.72
DTD 06/28/2023 5.180% 03/15/2028										
HART 2023-B A3	44933XAD9	150,000.00	Barclays		101.23	151,849.35	1,855.86	1,854.33	1.33	4.62
DTD 07/19/2023 5.480% 04/17/2028										
BAAT 2023-2A A3	06054YAC1	395,000.00	BOFAML		101.70	401,716.19	6,723.34	7,042.19	1.60	4.75
DTD 11/21/2023 5.740% 06/15/2028										
KCOT 2024-1A A3	50117BAC4	170,000.00	MIZU		101.56	172,650.13	2,656.78	2,655.49	2.11	4.51
DTD 02/21/2024 5.190% 07/17/2028										
CNH 2023-A A3	12664QAC8	165,000.00	Citigrou		100.25	165,409.36	437.16	430.09	1.59	4.70
DTD 04/25/2023 4.810% 08/15/2028										
FITAT 2023-1 A3	31680EAD3	475,000.00	JPMorgan		101.07	480,065.88	5,095.33	5,089.28	1.41	4.84
DTD 08/23/2023 5.530% 08/15/2028										
CHAIT 2023-A1 A	161571HT4	405,000.00	JPMorgan		101.67	411,766.34	6,878.61	6,859.17	1.89	4.34
DTD 09/15/2023 5.160% 09/15/2028										
PFAST 2023-1A A3	73328OAC8	205,000.00	WellsFar		99.94	204,877.61	(88.65)	(96.69)	1.04	4.92
DTD 05/24/2023 4.810% 09/22/2028										
TAOT 2024-A A3	89238DAD0	150,000.00	BOFAML		100.60	150,906.90	936.91	933.22	1.73	4.53
DTD 01/30/2024 4.830% 10/16/2028										
JDOT 2024-A A3	47800RAD5	125,000.00	Citigrou		101.22	126,522.00	1,529.00	1,591.13	1.88	4.37
DTD 03/19/2024 4.960% 11/15/2028										



Managed Account Fair Market Value & Analytics

For the Month Ending August 31, 2024

CITY OF DORAL GENERAL FUND - [REDACTED]										
Security Type/Description				Next Call	Market	Market	Unreal G/L	Unreal G/L	Effective	YTM
Dated Date/Coupon/Maturity	CUSIP	Par	Broker	Date	Price	Value	On Cost	Amort Cost	Duration	at Mkt
<b>Asset-Backed Security</b>										
KCOT 2024-2A A3	50117DAC0	180,000.00	MUFG		101.97	183,547.08	3,551.40	3,551.15	2.26	4.45
DTD 06/25/2024 5.260% 11/15/2028										
ALLYA 2024-1 A3	02008FAC8	240,000.00	Barclays		100.85	242,031.60	2,066.45	2,062.99	1.34	4.50
DTD 03/13/2024 5.080% 12/15/2028										
GMCAR 2024-1 A3	36268GAD7	65,000.00	Barclays		100.81	65,524.75	537.82	536.33	1.72	4.43
DTD 01/17/2024 4.850% 12/18/2028										
HUNT 2024-1A A3	446144AE7	155,000.00	MorganSt		101.64	157,536.89	2,542.66	2,541.73	2.06	4.50
DTD 02/22/2024 5.230% 01/16/2029										
BMWOT 2024-A A3	096919AD7	295,000.00	JPMorgan		101.69	299,979.01	5,023.82	5,021.44	1.98	4.39
DTD 06/11/2024 5.180% 02/26/2029										
HART 2024-B A3	44934OAD3	240,000.00	Citigrou		101.06	242,544.72	2,580.94	2,579.86	2.18	4.40
DTD 07/24/2024 4.840% 03/15/2029										
JDOT 2024-B A3	47786WAD2	245,000.00	RBC Capi		102.03	249,979.87	5,027.77	5,025.34	2.17	4.34
DTD 06/18/2024 5.200% 03/15/2029										
TAOT 2024-C A3	89237OAD2	280,000.00	MUFG		101.19	283,321.36	3,321.53	3,321.36	2.17	4.39
DTD 07/30/2024 4.880% 03/15/2029										
WOART 2024-A A3	98164RAD8	350,000.00	MIZU		100.92	353,234.35	3,280.48	3,275.61	1.95	4.40
DTD 02/14/2024 4.860% 03/15/2029										
CHAOT 2024-1A A3	16144BAC2	130,000.00	JPMorgan		101.40	131,820.26	1,828.92	1,827.89	2.04	4.50
DTD 03/27/2024 5.130% 05/25/2029										
CNH 2024-A A3	18978FAC0	150,000.00	BOFAML		100.83	151,249.50	1,284.94	1,442.32	1.99	4.40
DTD 01/24/2024 4.770% 06/15/2029										
<b>Security Type Sub-Total</b>		<b>12,809,655.87</b>				<b>12,825,284.57</b>	<b>17,269.65</b>	<b>17,283.10</b>	<b>1.18</b>	<b>4.83</b>
<b>Managed Account Sub-Total</b>		<b>71,111,610.22</b>				<b>71,470,508.99</b>	<b>520,602.37</b>	<b>467,949.32</b>	<b>1.75</b>	<b>4.32</b>
<b>Securities Sub-Total</b>		<b>\$71,111,610.22</b>				<b>\$71,470,508.99</b>	<b>\$520,602.37</b>	<b>\$467,949.32</b>	<b>1.75</b>	<b>4.32%</b>
<b>Accrued Interest</b>						<b>\$570,070.48</b>				
<b>Total Investments</b>						<b>\$72,040,579.47</b>				

**Managed Account Security Transactions & Interest**

For the Month Ending **August 31, 2024**

**CITY OF DORAL GENERAL FUND - [REDACTED]**

Transaction Type		Security Description	CUSIP	Par	Principal Proceeds	Accrued Interest	Total	Realized G/L Cost	Realized G/L Amort Cost	Sale Method
Trade	Settle									
<b>BUY</b>										
07/29/24	08/01/24	HONEYWELL INTERNATIONAL (CALLABLE) DTD 08/01/2024 4.650% 07/30/2027	438516CX2	310,000.00	(309,990.70)	0.00	(309,990.70)			
08/01/24	08/02/24	US TREASURY N/B DTD 08/15/2023 4.375% 08/15/2026	91282CHU8	2,400,000.00	(2,407,781.25)	(48,750.00)	(2,456,531.25)			
08/06/24	08/09/24	TOYOTA MOTOR CREDIT CORP DTD 08/09/2024 4.550% 08/07/2026	89236TMJ1	75,000.00	(74,953.50)	0.00	(74,953.50)			
08/07/24	08/09/24	TOYOTA MOTOR CREDIT CORP DTD 08/09/2024 4.550% 08/07/2026	89236TMJ1	170,000.00	(170,081.60)	0.00	(170,081.60)			
08/12/24	08/19/24	PRINCIPAL LFE GLB FND II DTD 08/19/2024 4.600% 08/19/2027	74256LFA2	65,000.00	(64,949.30)	0.00	(64,949.30)			
08/21/24	08/28/24	COOPERAT RABOBANK UA/NY DTD 08/28/2024 4.333% 08/28/2026	21688ABF8	520,000.00	(520,000.00)	0.00	(520,000.00)			
08/26/24	08/27/24	PRICOA GLOBAL FUNDING 1 DTD 08/27/2024 4.400% 08/27/2027	74153WCU1	250,000.00	(250,765.00)	0.00	(250,765.00)			

<b>Transaction Type Sub-Total</b>				<b>3,790,000.00</b>	<b>(3,798,521.35)</b>	<b>(48,750.00)</b>	<b>(3,847,271.35)</b>			
-----------------------------------	--	--	--	---------------------	-----------------------	--------------------	-----------------------	--	--	--

<b>INTEREST</b>										
08/01/24	08/01/24	GNR 2008-82 A DTD 09/01/2008 6.000% 09/01/2038	38375YEK4		0.00	60.51	60.51			
08/01/24	08/01/24	FN 946318 DTD 08/01/2007 6.500% 09/01/2037	31413HYP7		0.00	2.15	2.15			
08/01/24	08/01/24	GNR 2014-H19 HA DTD 09/01/2014 3.000% 09/01/2064	38375UPV6		0.00	162.27	162.27			
08/01/24	08/01/24	GNR 2020-H02 DA DTD 01/01/2020 2.250% 12/01/2069	38380LV67		0.00	386.38	386.38			
08/01/24	08/01/24	GNR 2019-H12 JA DTD 07/01/2019 2.500% 07/01/2069	38380LXE8		0.00	347.26	347.26			
08/01/24	08/01/24	FN 956412 DTD 11/01/2007 6.500% 11/01/2037	31413VAM9		0.00	9.53	9.53			
08/01/24	08/01/24	MONEY MARKET FUND DTD 01/01/2010 0.000% --	MONEY0002		0.00	2,027.70	2,027.70			
08/01/24	08/15/24	GN 662584 DTD 09/01/2007 6.500% 09/01/2037	36294XCV6		0.00	63.25	63.25			

**Managed Account Security Transactions & Interest**

For the Month Ending **August 31, 2024**

CITY OF DORAL GENERAL FUND - [REDACTED]

Transaction Type		Security Description	CUSIP	Par	Principal Proceeds	Accrued Interest	Total	Realized G/L Cost	Realized G/L Amort Cost	Sale Method
Trade	Settle									
<b>INTEREST</b>										
08/01/24	08/15/24	GN 677536 DTD 11/01/2007 6.500% 11/01/2037	36295QV56		0.00	22.72	22.72			
08/01/24	08/15/24	GN 668892 DTD 06/01/2007 7.500% 06/01/2037	36295FC51		0.00	450.70	450.70			
08/01/24	08/15/24	FHR 3842 PH DTD 04/01/2011 4.000% 04/01/2041	3137A9OP4		0.00	212.47	212.47			
08/01/24	08/20/24	G2 4262 DTD 10/01/2008 7.000% 10/01/2038	36202EWX3		0.00	30.26	30.26			
08/01/24	08/20/24	G2 4117 DTD 04/01/2008 7.000% 04/01/2038	36202ESE0		0.00	66.60	66.60			
08/01/24	08/25/24	FHMS K067 A2 DTD 09/01/2017 3.194% 07/01/2027	3137FAWS3		0.00	984.82	984.82			
08/01/24	08/25/24	FHMS K057 A2 DTD 09/01/2016 2.570% 07/01/2026	3137BROJ7		0.00	760.29	760.29			
08/01/24	08/25/24	FN 885671 DTD 10/01/2006 6.500% 10/01/2036	31410C6G2		0.00	5.69	5.69			
08/01/24	08/25/24	FN 899203 DTD 11/01/2006 6.500% 10/01/2036	31410WAC2		0.00	61.79	61.79			
08/01/24	08/25/24	FN 899273 DTD 11/01/2006 6.500% 11/01/2036	31410WCJ5		0.00	30.63	30.63			
08/01/24	08/25/24	FNA 2016-M12 A2 FLOATING DTD 11/01/2016 2.525% 09/01/2026	3136AUKX8		0.00	754.80	754.80			
08/01/24	08/25/24	FHMS K736 A2 DTD 09/01/2019 2.282% 07/01/2026	3137FNWX4		0.00	703.62	703.62			
08/01/24	08/25/24	FN BM4614 DTD 10/01/2018 3.000% 03/01/2033	3140J9DU2		0.00	324.36	324.36			
08/01/24	08/25/24	FHMS K092 A1 DTD 05/01/2019 3.125% 10/01/2028	3137FLYU2		0.00	725.01	725.01			
08/01/24	08/25/24	FN FM5616 DTD 01/01/2021 3.000% 12/01/2034	3140X9G25		0.00	430.65	430.65			
08/01/24	08/25/24	FN FM4174 DTD 09/01/2020 3.000% 11/01/2032	3140X7T82		0.00	509.16	509.16			
08/01/24	08/25/24	FHMS K052 A2 DTD 02/01/2016 3.151% 11/01/2025	3137BMTX4		0.00	1,811.83	1,811.83			

**Managed Account Security Transactions & Interest**

For the Month Ending **August 31, 2024**

CITY OF DORAL GENERAL FUND - [REDACTED]

Transaction Type		Security Description	CUSIP	Par	Principal Proceeds	Accrued Interest	Total	Realized G/L Cost	Realized G/L Amort Cost	Sale Method
Trade	Settle									
<b>INTEREST</b>										
08/02/24	08/02/24	BANK OF NOVA SCOTIA DTD 02/02/2023 4.750% 02/02/2026	06417XAN1		0.00	11,875.00	11,875.00			
08/03/24	08/03/24	MERCEDES-BENZ FIN NA DTD 08/03/2023 5.200% 08/03/2026	58769JAK3		0.00	7,150.00	7,150.00			
08/03/24	08/03/24	STATE STREET CORP (CALLABLE) DTD 08/03/2023 5.272% 08/03/2026	857477CD3		0.00	10,016.80	10,016.80			
08/05/24	08/05/24	NATIONAL RURAL UTIL COOP (CALLABLE) DTD 02/05/2024 4.800% 02/05/2027	63743HFM9		0.00	12,240.00	12,240.00			
08/06/24	08/06/24	STATE STREET CORP (CALLABLE) DTD 02/07/2022 1.746% 02/06/2026	857477BR3		0.00	1,353.15	1,353.15			
08/08/24	08/08/24	TEXAS INSTRUMENTS INC (CALLABLE) DTD 02/08/2024 4.600% 02/08/2027	882508CE2		0.00	7,475.00	7,475.00			
08/09/24	08/09/24	ELI LILLY & CO (CALLABLE) DTD 02/09/2024 4.500% 02/09/2027	532457CJ5		0.00	7,537.50	7,537.50			
08/14/24	08/14/24	3M COMPANY (CALLABLE) DTD 08/26/2019 2.000% 02/14/2025	88579YBH3		0.00	3,000.00	3,000.00			
08/14/24	08/14/24	TOYOTA MOTOR CREDIT CORP DTD 08/14/2023 5.000% 08/14/2026	89236TKX2		0.00	6,875.00	6,875.00			
08/15/24	08/15/24	CARMX 2021-1 A3 DTD 01/27/2021 0.340% 12/15/2025	14316NAC3		0.00	7.66	7.66			
08/15/24	08/15/24	BAAT 2023-1A A3 DTD 07/31/2023 5.530% 02/15/2028	06428AAC2		0.00	1,221.21	1,221.21			
08/15/24	08/15/24	JDOT 2023-B A3 DTD 06/28/2023 5.180% 03/15/2028	477920AC6		0.00	669.08	669.08			
08/15/24	08/15/24	DCENT 2022-A2 A DTD 05/26/2022 3.320% 05/15/2027	254683CS2		0.00	1,328.00	1,328.00			
08/15/24	08/15/24	HAROT 2022-1 A3 DTD 02/23/2022 1.880% 05/15/2026	43815BAC4		0.00	288.52	288.52			
08/15/24	08/15/24	FORDO 2023-A A3 DTD 03/31/2023 4.650% 02/15/2028	344928AD8		0.00	678.13	678.13			
08/15/24	08/15/24	KCOT 2022-1A A3 DTD 03/23/2022 2.670% 10/15/2026	50117EAC8		0.00	472.50	472.50			

**Managed Account Security Transactions & Interest**

For the Month Ending **August 31, 2024**

CITY OF DORAL GENERAL FUND - [REDACTED]

Transaction Type		Security Description	CUSIP	Par	Principal Proceeds	Accrued Interest	Total	Realized G/L Cost	Realized G/L Amort Cost	Sale Method
Trade	Settle									
<b>INTEREST</b>										
08/15/24	08/15/24	CNH 2022-A A3 DTD 03/31/2022 2.940% 07/15/2027	12660DAC1		0.00	395.59	395.59			
08/15/24	08/15/24	JDOT 2022-C A3 DTD 10/19/2022 5.090% 06/15/2027	47800BAC2		0.00	1,696.67	1,696.67			
08/15/24	08/15/24	JDOT 2024-A A3 DTD 03/19/2024 4.960% 11/15/2028	47800RAD5		0.00	516.67	516.67			
08/15/24	08/15/24	COPAR 2022-2 A3 DTD 08/10/2022 3.660% 05/17/2027	14043GAD6		0.00	602.87	602.87			
08/15/24	08/15/24	BACCT 2022-A1 A1 DTD 06/16/2022 3.530% 11/15/2027	05522RDE5		0.00	485.38	485.38			
08/15/24	08/15/24	MBART 2022-1 A3 DTD 11/22/2022 5.210% 08/16/2027	58768PAC8		0.00	2,450.58	2,450.58			
08/15/24	08/15/24	TAOT 2024-C A3 DTD 07/30/2024 4.880% 03/15/2029	89237OAD2		0.00	569.33	569.33			
08/15/24	08/15/24	HAROT 2023-2 A3 DTD 05/30/2023 4.930% 11/15/2027	43792TAC0		0.00	924.38	924.38			
08/15/24	08/15/24	COPAR 2022-1 A3 DTD 05/04/2022 3.170% 04/15/2027	14043QAC6		0.00	422.23	422.23			
08/15/24	08/15/24	HART 2022-A A3 DTD 03/16/2022 2.220% 10/15/2026	448977AD0		0.00	410.37	410.37			
08/15/24	08/15/24	CARMX 2021-4 A3 DTD 09/22/2021 0.560% 09/15/2026	14317JAD9		0.00	30.58	30.58			
08/15/24	08/15/24	CNH 2023-A A3 DTD 04/25/2023 4.810% 08/15/2028	12664OAC8		0.00	661.38	661.38			
08/15/24	08/15/24	JDOT 2023-A A3 DTD 03/02/2023 5.010% 11/15/2027	47800CAC0		0.00	584.50	584.50			
08/15/24	08/15/24	KCOT 2023-1A A3 DTD 03/31/2023 5.020% 06/15/2027	50117KAC4		0.00	732.08	732.08			
08/15/24	08/15/24	CNH 2021-C A3 DTD 10/27/2021 0.810% 12/15/2026	12598LAC0		0.00	55.85	55.85			
08/15/24	08/15/24	JDOT 2024-B A3 DTD 06/18/2024 5.200% 03/15/2029	47786WAD2		0.00	1,061.67	1,061.67			
08/15/24	08/15/24	ALLYA 2024-1 A3 DTD 03/13/2024 5.080% 12/15/2028	02008FAC8		0.00	1,016.00	1,016.00			

**Managed Account Security Transactions & Interest**

For the Month Ending **August 31, 2024**

CITY OF DORAL GENERAL FUND - [REDACTED]

Transaction Type		Security Description	CUSIP	Par	Principal Proceeds	Accrued Interest	Total	Realized G/L Cost	Realized G/L Amort Cost	Sale Method
Trade	Settle									
<b>INTEREST</b>										
08/15/24	08/15/24	HDMOT 2022-A A3 DTD 04/20/2022 3.060% 02/15/2027	41284YAD8		0.00	354.47	354.47			
08/15/24	08/15/24	US TREASURY N/B DTD 02/15/2023 4.000% 02/15/2026	91282CGL9		0.00	44,000.00	44,000.00			
08/15/24	08/15/24	DTRT 2024-1 A3 DTD 04/24/2024 5.490% 12/15/2027	233874AC0		0.00	754.88	754.88			
08/15/24	08/15/24	ALLYA 2022-1 A3 DTD 05/18/2022 3.310% 11/15/2026	02008JAC0		0.00	678.63	678.63			
08/15/24	08/15/24	TAOT 2023-B A3 DTD 05/23/2023 4.710% 02/15/2028	891941AD8		0.00	942.00	942.00			
08/15/24	08/15/24	AMXCA 2022-2 A DTD 05/24/2022 3.390% 05/15/2027	02582JJT8		0.00	1,454.88	1,454.88			
08/15/24	08/15/24	US TREASURY N/B DTD 02/15/2024 4.125% 02/15/2027	91282CKA8		0.00	42,900.00	42,900.00			
08/15/24	08/15/24	BAAT 2023-2A A3 DTD 11/21/2023 5.740% 06/15/2028	06054YAC1		0.00	1,889.42	1,889.42			
08/15/24	08/15/24	HART 2024-B A3 DTD 07/24/2024 4.840% 03/15/2029	44934QAD3		0.00	677.60	677.60			
08/15/24	08/15/24	CHAIT 2022-A1 A DTD 09/16/2022 3.970% 09/15/2027	161571HS6		0.00	661.67	661.67			
08/15/24	08/15/24	KCOT 2024-2A A3 DTD 06/25/2024 5.260% 11/15/2028	50117DAC0		0.00	789.00	789.00			
08/15/24	08/15/24	DCENT 2022-A3 A3 DTD 08/09/2022 3.560% 07/15/2027	254683CW3		0.00	1,246.00	1,246.00			
08/15/24	08/15/24	DTRT 2022-1 A3 DTD 10/19/2022 5.230% 02/17/2026	233869AC0		0.00	868.10	868.10			
08/15/24	08/15/24	WOART 2024-A A3 DTD 02/14/2024 4.860% 03/15/2029	98164RAD8		0.00	1,417.50	1,417.50			
08/15/24	08/15/24	FITAT 2023-1 A3 DTD 08/23/2023 5.530% 08/15/2028	31680EAD3		0.00	2,188.96	2,188.96			
08/15/24	08/15/24	TAOT 2022-C A3 DTD 08/16/2022 3.760% 04/15/2027	89231CAD9		0.00	434.07	434.07			
08/15/24	08/15/24	CARMX 2021-3 A3 DTD 07/28/2021 0.550% 06/15/2026	14317DAC4		0.00	58.86	58.86			

**Managed Account Security Transactions & Interest**

For the Month Ending **August 31, 2024**

CITY OF DORAL GENERAL FUND - [REDACTED]											
Transaction Type	Trade	Settle	Security Description	CUSIP	Par	Principal Proceeds	Accrued Interest	Total	Realized G/L Cost	Realized G/L Amort Cost	Sale Method
<b>INTEREST</b>											
	08/15/24	08/15/24	KCOT 2023-2A A3 DTD 07/26/2023 5.280% 01/18/2028	500945AC4		0.00	572.00	572.00			
	08/15/24	08/15/24	CARMX 2022-4 A3 DTD 10/31/2022 5.340% 08/16/2027	14318UAD3		0.00	2,447.50	2,447.50			
	08/15/24	08/15/24	KCOT 2024-1A A3 DTD 02/21/2024 5.190% 07/17/2028	50117BAC4		0.00	735.25	735.25			
	08/15/24	08/15/24	FORDO 2022-A A3 DTD 01/24/2022 1.290% 06/15/2026	345286AC2		0.00	77.09	77.09			
	08/15/24	08/15/24	HART 2023-B A3 DTD 07/19/2023 5.480% 04/17/2028	44933XAD9		0.00	685.00	685.00			
	08/15/24	08/15/24	CHAIT 2023-A1 A DTD 09/15/2023 5.160% 09/15/2028	161571HT4		0.00	1,741.50	1,741.50			
	08/15/24	08/15/24	TAOT 2023-A A3 DTD 01/30/2023 4.630% 09/15/2027	891940AC2		0.00	829.54	829.54			
	08/15/24	08/15/24	KCOT 2021-2A A3 DTD 07/28/2021 0.560% 11/17/2025	50117XAE2		0.00	24.33	24.33			
	08/15/24	08/15/24	HUNT 2024-1A A3 DTD 02/22/2024 5.230% 01/16/2029	446144AE7		0.00	675.54	675.54			
	08/15/24	08/15/24	JDOT 2022-A A3 DTD 03/16/2022 2.320% 09/15/2026	47787JAC2		0.00	258.51	258.51			
	08/15/24	08/15/24	CNH 2024-A A3 DTD 01/24/2024 4.770% 06/15/2029	18978FAC0		0.00	596.25	596.25			
	08/15/24	08/15/24	TAOT 2024-A A3 DTD 01/30/2024 4.830% 10/16/2028	89238DAD0		0.00	603.75	603.75			
	08/15/24	08/15/24	CARMX 2022-2 A3 DTD 04/28/2022 3.490% 02/16/2027	14317HAC5		0.00	499.17	499.17			
	08/15/24	08/15/24	US TREASURY N/B DTD 08/15/2023 4.375% 08/15/2026	91282CHU8		0.00	72,187.50	72,187.50			
	08/16/24	08/16/24	GMCAR 2023-2 A3 DTD 04/12/2023 4.470% 02/16/2028	362583AD8		0.00	689.13	689.13			
	08/16/24	08/16/24	GMCAR 2024-1 A3 DTD 01/17/2024 4.850% 12/18/2028	36268GAD7		0.00	262.71	262.71			
	08/16/24	08/16/24	GMCAR 2022-1 A3 DTD 01/19/2022 1.260% 11/16/2026	380146AC4		0.00	77.28	77.28			

**Managed Account Security Transactions & Interest**

For the Month Ending **August 31, 2024**

CITY OF DORAL GENERAL FUND - [REDACTED]

Transaction Type		Security Description	CUSIP	Par	Principal Proceeds	Accrued Interest	Total	Realized G/L Cost	Realized G/L Amort Cost	Sale Method
Trade	Settle									
<b>INTEREST</b>										
08/16/24	08/16/24	GMCAR 2022-2 A3 DTD 04/13/2022 3.100% 02/16/2027	362585AC5		0.00	307.70	307.70			
08/18/24	08/18/24	HAROT 2021-3 A3 DTD 08/25/2021 0.410% 11/18/2025	43815EAC8		0.00	20.81	20.81			
08/20/24	08/20/24	VWALT 2022-A A3 DTD 06/14/2022 3.440% 07/21/2025	92868AAC9		0.00	64.19	64.19			
08/20/24	08/20/24	VALET 2021-1 A3 DTD 12/13/2021 1.020% 06/22/2026	92868KAC7		0.00	71.26	71.26			
08/21/24	08/21/24	HAROT 2021-4 A3 DTD 11/24/2021 0.880% 01/21/2026	43815GAC3		0.00	51.09	51.09			
08/22/24	08/22/24	PFAST 2023-1A A3 DTD 05/24/2023 4.810% 09/22/2028	73328QAC8		0.00	821.71	821.71			
08/22/24	08/22/24	BRISTOL-MYERS SQUIBB CO (CALLABLE) DTD 02/22/2024 4.900% 02/22/2027	110122EE4		0.00	2,572.50	2,572.50			
08/25/24	08/25/24	CHAOT 2024-1A A3 DTD 03/27/2024 5.130% 05/25/2029	16144BAC2		0.00	555.75	555.75			
08/25/24	08/25/24	BMWOT 2023-A A3 DTD 07/18/2023 5.470% 02/25/2028	05592XAD2		0.00	547.00	547.00			
08/25/24	08/25/24	BMWOT 2024-A A3 DTD 06/11/2024 5.180% 02/26/2029	096919AD7		0.00	1,273.42	1,273.42			
08/25/24	08/25/24	BMWOT 2022-A A3 DTD 05/18/2022 3.210% 08/25/2026	05602RAD3		0.00	290.23	290.23			
08/26/24	08/26/24	CISCO SYSTEMS INC (CALLABLE) DTD 02/26/2024 4.800% 02/26/2027	17275RBO4		0.00	7,800.00	7,800.00			
08/26/24	08/26/24	ASTRAZENECA FINANCE LLC (CALLABLE) DTD 02/26/2024 4.800% 02/26/2027	04636NAK9		0.00	6,000.00	6,000.00			
08/26/24	08/26/24	WESTPAC NEW ZEALAND LTD DTD 02/26/2024 5.132% 02/26/2027	96122FAB3		0.00	6,415.00	6,415.00			
08/28/24	08/28/24	PACIFIC LIFE GF II DTD 08/30/2023 5.500% 08/28/2026	6944PL2W8		0.00	2,475.00	2,475.00			
08/28/24	08/28/24	PRICOA GLOBAL FUNDING 1 DTD 08/31/2022 4.200% 08/28/2025	74153WCR8		0.00	3,255.00	3,255.00			



**Managed Account Security Transactions & Interest**

For the Month Ending **August 31, 2024**

CITY OF DORAL GENERAL FUND - [REDACTED]

Transaction Type	Trade	Settle	Security Description	CUSIP	Par	Principal Proceeds	Accrued Interest	Total	Realized G/L Cost	Realized G/L Amort Cost	Sale Method
<b>Transaction Type Sub-Total</b>						<b>0.00</b>	<b>312,546.88</b>	<b>312,546.88</b>			

**PAYDOWNS**

08/01/24	08/15/24	FHR 3842 PH DTD 04/01/2011 4.000% 04/01/2041	3137A9OP4	1,121.39	1,121.39	0.00	1,121.39	(81.56)	0.00	
08/01/24	08/15/24	GN 668892 DTD 06/01/2007 7.500% 06/01/2037	36295FC51	289.64	289.64	0.00	289.64	0.00	0.00	
08/01/24	08/15/24	GN 662584 DTD 09/01/2007 6.500% 09/01/2037	36294XCV6	1,091.91	1,091.91	0.00	1,091.91	0.00	0.00	
08/01/24	08/15/24	GN 677536 DTD 11/01/2007 6.500% 11/01/2037	36295OV56	17.59	17.59	0.00	17.59	0.00	0.00	
08/01/24	08/20/24	GNR 2019-H12 JA DTD 07/01/2019 2.500% 07/01/2069	38380LXE8	7,761.63	7,761.63	0.00	7,761.63	(40.93)	0.00	
08/01/24	08/20/24	GNR 2014-H19 HA DTD 09/01/2014 3.000% 09/01/2064	38375UPV6	8,781.98	8,781.98	0.00	8,781.98	(541.75)	0.00	
08/01/24	08/20/24	G2 4117 DTD 04/01/2008 7.000% 04/01/2038	36202ESE0	106.63	106.63	0.00	106.63	0.00	0.00	
08/01/24	08/20/24	G2 4262 DTD 10/01/2008 7.000% 10/01/2038	36202EWX3	18.11	18.11	0.00	18.11	0.00	0.00	
08/01/24	08/20/24	GNR 2020-H02 DA DTD 01/01/2020 2.250% 12/01/2069	38380LV67	5,816.65	5,816.65	0.00	5,816.65	(25.22)	0.00	
08/01/24	08/20/24	GNR 2008-82 A DTD 09/01/2008 6.000% 09/01/2038	38375YEK4	311.32	311.32	0.00	311.32	0.00	0.00	
08/01/24	08/25/24	FN 946318 DTD 08/01/2007 6.500% 09/01/2037	31413HYP7	1.47	1.47	0.00	1.47	0.00	0.00	
08/01/24	08/25/24	FN 885671 DTD 10/01/2006 6.500% 10/01/2036	31410C6G2	5.08	5.08	0.00	5.08	0.00	0.00	
08/01/24	08/25/24	FN FM5616 DTD 01/01/2021 3.000% 12/01/2034	3140X9G25	3,294.46	3,294.46	0.00	3,294.46	(189.95)	0.00	
08/01/24	08/25/24	FN FM4174 DTD 09/01/2020 3.000% 11/01/2032	3140X7T82	7,634.02	7,634.02	0.00	7,634.02	(461.62)	0.00	
08/01/24	08/25/24	FN 899273 DTD 11/01/2006 6.500% 11/01/2036	31410WCJ5	54.05	54.05	0.00	54.05	0.00	0.00	
08/01/24	08/25/24	FN 899203 DTD 11/01/2006 6.500% 10/01/2036	31410WAC2	52.24	52.24	0.00	52.24	0.00	0.00	

**Managed Account Security Transactions & Interest**

For the Month Ending **August 31, 2024**

CITY OF DORAL GENERAL FUND - [REDACTED]

Transaction Type		Security Description	CUSIP	Par	Principal Proceeds	Accrued Interest	Total	Realized G/L Cost	Realized G/L Amort Cost	Sale Method
Trade	Settle									
<b>PAYDOWNS</b>										
08/01/24	08/25/24	FNA 2016-M12 A2 FLOATING DTD 11/01/2016 2.525% 09/01/2026	3136AUKX8	664.64	664.64	0.00	664.64	44.50	0.00	
08/01/24	08/25/24	FN 956412 DTD 11/01/2007 6.500% 11/01/2037	31413VAM9	15.59	15.59	0.00	15.59	0.00	0.00	
08/01/24	08/25/24	FN BM4614 DTD 10/01/2018 3.000% 03/01/2033	3140J9DU2	2,623.74	2,623.74	0.00	2,623.74	(172.18)	0.00	
08/01/24	08/25/24	FHMS K092 A1 DTD 05/01/2019 3.125% 10/01/2028	3137FLYU2	4,575.27	4,575.27	0.00	4,575.27	270.05	236.67	
08/15/24	08/15/24	JDOT 2022-C A3 DTD 10/19/2022 5.090% 06/15/2027	47800BAC2	19,217.68	19,217.68	0.00	19,217.68	1.49	0.00	
08/15/24	08/15/24	COPAR 2022-2 A3 DTD 08/10/2022 3.660% 05/17/2027	14043GAD6	12,148.95	12,148.95	0.00	12,148.95	0.87	0.00	
08/15/24	08/15/24	COPAR 2022-1 A3 DTD 05/04/2022 3.170% 04/15/2027	14043OAC6	10,650.88	10,650.88	0.00	10,650.88	2.33	0.00	
08/15/24	08/15/24	KCOT 2021-2A A3 DTD 07/28/2021 0.560% 11/17/2025	50117XAE2	9,566.51	9,566.51	0.00	9,566.51	0.36	0.00	
08/15/24	08/15/24	HDMOT 2022-A A3 DTD 04/20/2022 3.060% 02/15/2027	41284YAD8	12,947.19	12,947.19	0.00	12,947.19	2.16	0.00	
08/15/24	08/15/24	TAOT 2022-C A3 DTD 08/16/2022 3.760% 04/15/2027	89231CAD9	8,331.37	8,331.37	0.00	8,331.37	1.39	0.00	
08/15/24	08/15/24	DTRT 2022-1 A3 DTD 10/19/2022 5.230% 02/17/2026	233869AC0	22,985.73	22,985.73	0.00	22,985.73	1.53	0.00	
08/15/24	08/15/24	CNH 2021-C A3 DTD 10/27/2021 0.810% 12/15/2026	12598LAC0	10,157.31	10,157.31	0.00	10,157.31	1.18	0.00	
08/15/24	08/15/24	HAROT 2022-1 A3 DTD 02/23/2022 1.880% 05/15/2026	43815BAC4	17,825.55	17,825.55	0.00	17,825.55	2.68	0.00	
08/15/24	08/15/24	CARMX 2022-4 A3 DTD 10/31/2022 5.340% 08/16/2027	14318UAD3	14,129.51	14,129.51	0.00	14,129.51	3.31	0.00	
08/15/24	08/15/24	CARMX 2022-2 A3 DTD 04/28/2022 3.490% 02/16/2027	14317HAC5	12,587.57	12,587.57	0.00	12,587.57	1.91	0.00	
08/15/24	08/15/24	CARMX 2021-1 A3 DTD 01/27/2021 0.340% 12/15/2025	14316NAC3	17,079.83	17,079.83	0.00	17,079.83	3.37	0.00	
08/15/24	08/15/24	KCOT 2022-1A A3 DTD 03/23/2022 2.670% 10/15/2026	50117EAC8	14,907.11	14,907.11	0.00	14,907.11	2.13	0.00	

**Managed Account Security Transactions & Interest**

For the Month Ending **August 31, 2024**

CITY OF DORAL GENERAL FUND - [REDACTED]

Transaction Type	Trade	Settle	Security Description	CUSIP	Par	Principal Proceeds	Accrued Interest	Total	Realized G/L Cost	Realized G/L Amort Cost	Sale Method
<b>PAYDOWNS</b>											
	08/15/24	08/15/24	HART 2022-A A3 DTD 03/16/2022 2.220% 10/15/2026	448977AD0	20,178.44	20,178.44	0.00	20,178.44	0.78	0.00	
	08/15/24	08/15/24	MBART 2022-1 A3 DTD 11/22/2022 5.210% 08/16/2027	58768PAC8	35,517.50	35,517.50	0.00	35,517.50	7.03	0.00	
	08/15/24	08/15/24	ALLYA 2022-1 A3 DTD 05/18/2022 3.310% 11/15/2026	02008JAC0	21,309.71	21,309.71	0.00	21,309.71	4.13	0.00	
	08/15/24	08/15/24	CARMX 2021-4 A3 DTD 09/22/2021 0.560% 09/15/2026	14317JAD9	6,183.58	6,183.58	0.00	6,183.58	0.71	0.00	
	08/15/24	08/15/24	FORDO 2022-A A3 DTD 01/24/2022 1.290% 06/15/2026	345286AC2	8,088.45	8,088.45	0.00	8,088.45	0.96	0.00	
	08/15/24	08/15/24	CARMX 2021-3 A3 DTD 07/28/2021 0.550% 06/15/2026	14317DAC4	14,655.81	14,655.81	0.00	14,655.81	2.41	0.00	
	08/15/24	08/15/24	CNH 2022-A A3 DTD 03/31/2022 2.940% 07/15/2027	12660DAC1	4,459.36	4,459.36	0.00	4,459.36	0.33	0.00	
	08/15/24	08/15/24	JDOT 2022-A A3 DTD 03/16/2022 2.320% 09/15/2026	47787JAC2	12,970.05	12,970.05	0.00	12,970.05	2.87	0.00	
	08/16/24	08/16/24	GMCAR 2022-2 A3 DTD 04/13/2022 3.100% 02/16/2027	362585AC5	8,698.27	8,698.27	0.00	8,698.27	1.82	0.00	
	08/16/24	08/16/24	GMCAR 2022-1 A3 DTD 01/19/2022 1.260% 11/16/2026	380146AC4	7,044.28	7,044.28	0.00	7,044.28	0.61	0.00	
	08/18/24	08/18/24	HAROT 2021-3 A3 DTD 08/25/2021 0.410% 11/18/2025	43815EAC8	11,472.57	11,472.57	0.00	11,472.57	0.17	0.00	
	08/20/24	08/20/24	VALET 2021-1 A3 DTD 12/13/2021 1.020% 06/22/2026	92868KAC7	11,674.42	11,674.42	0.00	11,674.42	0.46	0.00	
	08/20/24	08/20/24	VWALT 2022-A A3 DTD 06/14/2022 3.440% 07/21/2025	92868AAC9	12,524.68	12,524.68	0.00	12,524.68	1.00	0.00	
	08/21/24	08/21/24	HAROT 2021-4 A3 DTD 11/24/2021 0.880% 01/21/2026	43815GAC3	8,543.79	8,543.79	0.00	8,543.79	1.80	0.00	
	08/25/24	08/25/24	BMWOT 2022-A A3 DTD 05/18/2022 3.210% 08/25/2026	05602RAD3	9,928.77	9,928.77	0.00	9,928.77	0.51	0.24	
<b>Transaction Type Sub-Total</b>					<b>420,022.28</b>	<b>420,022.28</b>	<b>0.00</b>	<b>420,022.28</b>	<b>(1,148.36)</b>	<b>236.91</b>	

**SELL**

**Managed Account Security Transactions & Interest**

For the Month Ending **August 31, 2024**

CITY OF DORAL GENERAL FUND - [REDACTED]

Transaction Type		Security Description	CUSIP	Par	Principal Proceeds	Accrued Interest	Total	Realized G/L Cost	Realized G/L Amort Cost	Sale Method
Trade	Settle									
<b>SELL</b>										
08/01/24	08/02/24	COOPERAT RABOBANK UA/NY DTD 07/18/2023 5.500% 07/18/2025	21688AAW2	305,000.00	306,281.00	652.36	306,933.36	1,479.25	1,375.92	FIFO
08/01/24	08/02/24	MASSMUTUAL GLOBAL FUNDIN DTD 08/26/2022 4.150% 08/26/2025	57629WDK3	260,000.00	257,803.00	4,675.67	262,478.67	(1,929.20)	(2,101.95)	FIFO
08/01/24	08/02/24	US TREASURY N/B DTD 10/17/2022 4.250% 10/15/2025	91282CFP1	105,000.00	104,630.86	1,329.00	105,959.86	734.18	565.91	FIFO
08/01/24	08/02/24	COMET 2022-A2 A DTD 06/14/2022 3.490% 05/15/2027	14041NGA3	475,000.00	468,914.06	782.83	469,696.89	(6,010.04)	(6,043.00)	FIFO
08/01/24	08/02/24	STATE STREET CORP (CALLABLE) DTD 01/26/2023 4.857% 01/26/2026	857477BZ5	55,000.00	54,879.55	44.52	54,924.07	(120.45)	(120.45)	FIFO
08/01/24	08/02/24	US TREASURY N/B DTD 10/17/2022 4.250% 10/15/2025	91282CFP1	100,000.00	99,648.44	1,265.71	100,914.15	304.69	(83.81)	FIFO
08/01/24	08/02/24	MET TOWER GLOBAL FUNDING DTD 06/13/2022 3.700% 06/13/2025	58989V2E3	330,000.00	326,000.40	1,661.92	327,662.32	(3,676.20)	(3,906.65)	FIFO
08/01/24	08/02/24	BANK OF AMERICA CORP (CALLABLE) DTD 09/25/2020 0.981% 09/25/2025	06051GJG5	805,000.00	799,284.50	2,785.90	802,070.40	(5,715.50)	(5,715.50)	FIFO
08/07/24	08/09/24	US TREASURY N/B DTD 08/15/2023 4.375% 08/15/2026	91282CHU8	170,000.00	171,235.16	3,596.15	174,831.31	2,855.47	2,350.73	FIFO
08/21/24	08/26/24	US TREASURY N/B DTD 07/17/2023 4.500% 07/15/2026	91282CHM6	200,000.00	202,101.56	1,027.17	203,128.73	2,476.56	2,341.11	FIFO
<b>Transaction Type Sub-Total</b>				<b>2,805,000.00</b>	<b>2,790,778.53</b>	<b>17,821.23</b>	<b>2,808,599.76</b>	<b>(9,601.24)</b>	<b>(11,337.69)</b>	
<b>Managed Account Sub-Total</b>					<b>(587,720.54)</b>	<b>281,618.11</b>	<b>(306,102.43)</b>	<b>(10,749.60)</b>	<b>(11,100.78)</b>	
<b>Total Security Transactions</b>					<b>(587,720.54)</b>	<b>\$281,618.11</b>	<b>(\$306,102.43)</b>	<b>(\$10,749.60)</b>	<b>(\$11,100.78)</b>	

**Managed Account Summary Statement**

For the Month Ending **August 31, 2024**

CITY OF DORAL STORM WATER PORTFOLIO - [REDACTED]

**Transaction Summary - Managed Account**

<b>Opening Market Value</b>	<b>\$9,449,883.11</b>
Maturities/Calls	(114,053.74)
Principal Dispositions	(352,706.12)
Principal Acquisitions	411,485.36
Unsettled Trades	0.00
Change in Current Value	53,255.07
<b>Closing Market Value</b>	<b>\$9,447,863.68</b>

**Cash Transactions Summary - Managed Account**

Maturities/Calls	65,812.53
Sale Proceeds	356,495.33
Coupon/Interest/Dividend Income	39,923.03
Principal Payments	49,053.71
Security Purchases	(459,009.72)
Net Cash Contribution	0.00
Reconciling Transactions	0.00

**Earnings Reconciliation (Cash Basis) - Managed Account**

Interest/Dividends/Coupons Received	44,524.74
Less Purchased Interest Related to Interest/Coupons	(7,525.56)
Plus Net Realized Gains/Losses	(7,895.47)
<b>Total Cash Basis Earnings</b>	<b>\$29,103.71</b>

**Cash Balance**

**Closing Cash Balance** **\$103,689.56**

**Earnings Reconciliation (Accrual Basis)**

	<b>Total</b>
Ending Amortized Value of Securities	9,384,141.00
Ending Accrued Interest	78,002.90
Plus Proceeds from Sales	356,495.33
Plus Proceeds of Maturities/Calls/Principal Payments	114,866.24
Plus Coupons/Dividends Received	39,923.03
Less Cost of New Purchases	(419,010.92)
Less Beginning Amortized Value of Securities	(9,441,386.93)
Less Beginning Accrued Interest	(80,264.15)
<b>Total Accrual Basis Earnings</b>	<b>\$32,766.50</b>

**Portfolio Summary and Statistics**

For the Month Ending **August 31, 2024**

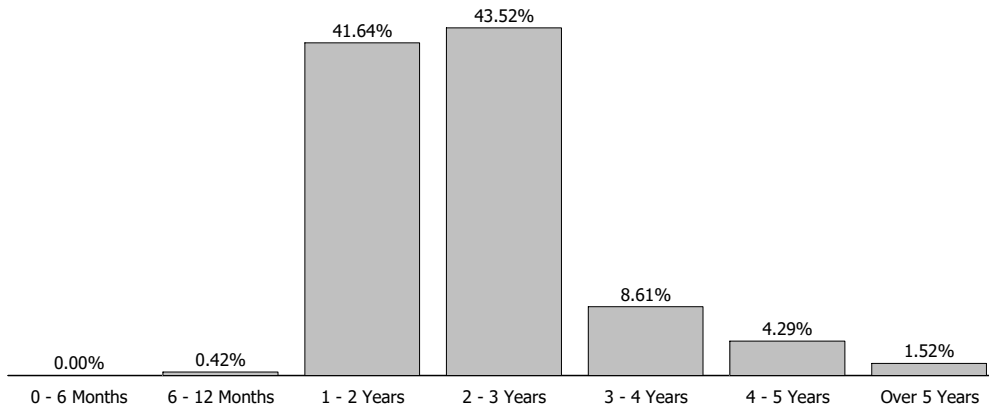
**CITY OF DORAL STORM WATER PORTFOLIO - [REDACTED]**

**Account Summary**

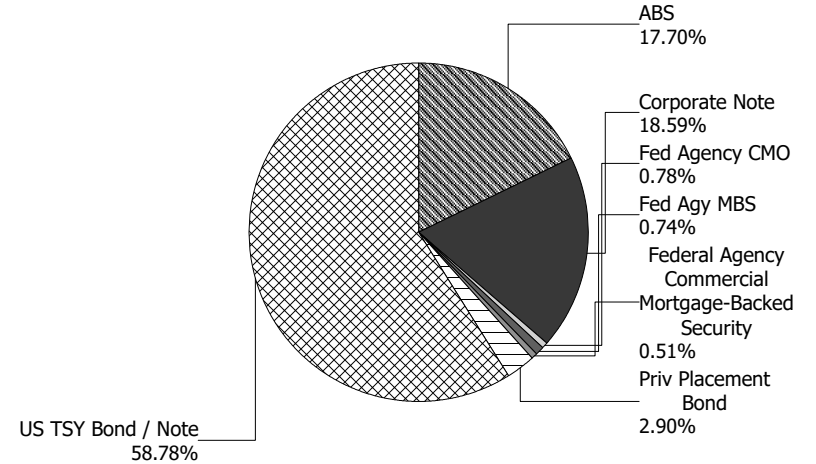
Description	Par Value	Market Value	Percent
U.S. Treasury Bond / Note	5,520,000.00	5,552,980.89	58.77
Federal Agency Mortgage-Backed Security	70,731.30	70,217.04	0.74
Federal Agency Commercial Mortgage-Backed Security	50,000.00	48,257.30	0.51
Federal Agency Collateralized Mortgage Obligation	75,247.18	73,430.18	0.78
Corporate Note	2,010,000.00	2,030,984.07	21.50
Asset-Backed Security	1,665,195.08	1,671,994.20	17.70
<b>Managed Account Sub-Total</b>	<b>9,391,173.57</b>	<b>9,447,863.68</b>	<b>100.00%</b>
Accrued Interest		78,002.90	
<b>Total Portfolio</b>	<b>9,391,173.57</b>	<b>9,525,866.58</b>	

**Unsettled Trades** **0.00** **0.00**

**Maturity Distribution**



**Sector Allocation**



**Characteristics**

Yield to Maturity at Cost	4.43%
Yield to Maturity at Market	4.29%
Weighted Average Days to Maturity	973

**Managed Account Issuer Summary**

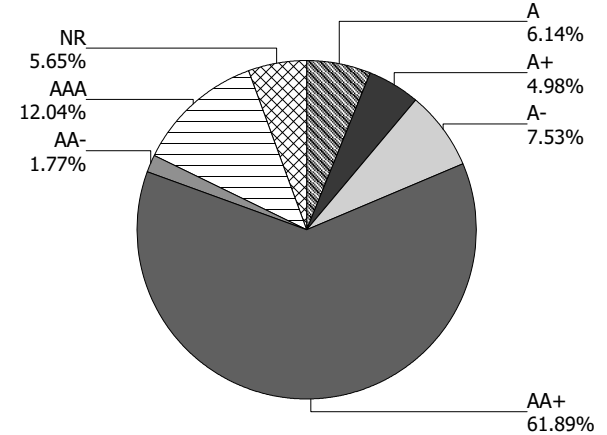
For the Month Ending **August 31, 2024**

CITY OF DORAL STORM WATER PORTFOLIO - [REDACTED]

**Issuer Summary**

<b>Issuer</b>	<b>Market Value of Holdings</b>	<b>Percent</b>
Adobe Inc	25,404.85	0.27
Ally Auto Receivables Trust	129,487.87	1.37
AstraZeneca PLC	30,408.06	0.32
BA Credit Card Trust	19,791.64	0.21
Bank of America Corp	241,145.24	2.56
Bank of Montreal	50,622.50	0.54
Bank of New York Mellon Corp	60,655.86	0.64
Bayerische Motoren Werke AG	70,882.35	0.75
BlackRock Inc	45,640.89	0.48
BMW Vehicle Lease Trust	27,997.88	0.30
BP PLC	56,191.58	0.59
Brighthouse Financial Short Term Fundin	40,519.56	0.43
Bristol-Myers Squibb Co	15,239.00	0.16
Canadian Imperial Bank of Commerce	61,523.23	0.65
Capital One Financial Corp	40,361.75	0.43
CarMax Inc	114,289.13	1.21
Caterpillar Inc	65,330.46	0.69
Chase Auto Owner Trust	20,280.04	0.21
Cisco Systems Inc	45,726.80	0.48
CNH Equipment Trust	50,913.97	0.54
Daimler Trucks Retail Trust	24,298.59	0.26
Deere & Co	55,831.00	0.59
Discover Card Execution Note Trust	113,696.54	1.20
Eli Lilly & Co	45,401.04	0.48
Federal Home Loan Mortgage Corp	55,527.90	0.59
Federal National Mortgage Association	47,899.95	0.51
Fifth Third Auto Trust	70,746.55	0.75
Ford Credit Auto Owner Trust	33,928.92	0.36
GM Financial Consumer Automobile Receiv	56,564.80	0.60
Goldman Sachs Group Inc	55,619.80	0.59
Government National Mortgage Associatio	88,476.67	0.94
Harley-Davidson Inc	15,889.70	0.17

**Credit Quality (S&P Ratings)**



**Managed Account Issuer Summary**

For the Month Ending **August 31, 2024**

CITY OF DORAL STORM WATER PORTFOLIO - [REDACTED]

<b>Issuer</b>	<b>Market Value of Holdings</b>	<b>Percent</b>
Home Depot Inc	15,216.99	0.16
Honda Auto Receivables Owner Trust	138,173.61	1.46
Honda Motor Co Ltd	65,934.34	0.70
Honeywell International Inc	40,527.56	0.43
Hormel Foods Corp	65,881.21	0.70
Hyundai Auto Receivables Trust	106,937.16	1.13
John Deere Owner Trust	114,555.00	1.21
JPMorgan Chase & Co	211,808.46	2.24
Linde PLC	65,120.38	0.69
Mercedes-Benz Auto Receivables Trust	99,822.27	1.06
Morgan Stanley	49,996.75	0.53
National Rural Utilities Cooperative Fi	70,848.26	0.75
New York Life Insurance Co	76,565.40	0.81
Nissan Auto Receivables Owner Trust	20,351.90	0.22
Northwestern Mutual Life Insurance Co	25,538.15	0.27
PACCAR Inc	25,554.80	0.27
Pacific Mutual Holding Co	15,274.03	0.16
PepsiCo Inc	20,391.86	0.22
PNC Financial Services Group Inc	45,378.77	0.48
Principal Life Global Funding II	45,506.22	0.48
State Street Corp	119,969.68	1.27
Texas Instruments Inc	45,476.06	0.48
Toronto-Dominion Bank	70,950.53	0.75
Toyota Auto Receivables Owner Trust	134,455.90	1.42
Toyota Motor Corp	65,565.51	0.69
United States Treasury	5,552,980.89	58.78
UnitedHealth Group Inc	70,814.38	0.75
USAA Auto Owner Trust	80,770.56	0.85
Westpac Banking Corp	60,740.88	0.64
World Omni Auto Trust	50,462.05	0.53
<b>Total</b>	<b>\$9,447,863.68</b>	<b>100.00%</b>



**Managed Account Detail of Securities Held**

For the Month Ending **August 31, 2024**

**CITY OF DORAL STORM WATER PORTFOLIO - [REDACTED]**

<b>Security Type/Description</b>	<b>CUSIP</b>	<b>Par</b>	<b>S&amp;P Rating</b>	<b>Moody's Rating</b>	<b>Trade Date</b>	<b>Settle Date</b>	<b>Original Cost</b>	<b>YTM at Cost</b>	<b>Accrued Interest</b>	<b>Amortized Cost</b>	<b>Market Value</b>
<b>U.S. Treasury Bond / Note</b>											
US TREASURY N/B DTD 11/15/2022 4.500% 11/15/2025	91282CFW6	250,000.00	AA+	Aaa	12/05/22	12/07/22	252,568.36	4.12	3,332.20	251,052.21	250,713.00
US TREASURY N/B DTD 12/15/2022 4.000% 12/15/2025	91282CGA3	230,000.00	AA+	Aaa	01/05/23	01/06/23	228,832.03	4.18	1,960.66	229,488.88	229,353.24
US TREASURY N/B DTD 01/17/2023 3.875% 01/15/2026	91282CGE5	280,000.00	AA+	Aaa	01/30/23	02/01/23	279,310.94	3.96	1,415.22	279,680.06	278,928.16
US TREASURY N/B DTD 02/15/2023 4.000% 02/15/2026	91282CGL9	65,000.00	AA+	Aaa	04/18/23	04/20/23	65,038.09	3.98	120.11	65,019.64	64,890.80
US TREASURY N/B DTD 02/15/2023 4.000% 02/15/2026	91282CGL9	270,000.00	AA+	Aaa	03/02/23	03/06/23	265,338.28	4.63	498.91	267,697.27	269,546.40
US TREASURY N/B DTD 04/17/2023 3.750% 04/15/2026	91282CGV7	20,000.00	AA+	Aaa	04/25/24	04/29/24	19,535.16	5.01	284.84	19,613.07	19,903.90
US TREASURY N/B DTD 04/17/2023 3.750% 04/15/2026	91282CGV7	395,000.00	AA+	Aaa	05/01/23	05/03/23	394,074.22	3.83	5,625.51	394,492.45	393,102.02
US TREASURY N/B DTD 05/15/2023 3.625% 05/15/2026	91282CHB0	395,000.00	AA+	Aaa	06/01/23	06/05/23	390,972.85	3.99	4,241.15	392,673.62	392,361.40
US TREASURY N/B DTD 06/15/2023 4.125% 06/15/2026	91282CHH7	210,000.00	AA+	Aaa	06/28/23	06/29/23	208,548.05	4.38	1,846.11	209,125.07	210,426.51
US TREASURY N/B DTD 07/17/2023 4.500% 07/15/2026	91282CHM6	375,000.00	AA+	Aaa	08/01/23	08/03/23	374,296.88	4.57	2,201.09	374,554.76	378,471.75
US TREASURY N/B DTD 08/15/2023 4.375% 08/15/2026	91282CHU8	310,000.00	AA+	Aaa	09/06/23	09/11/23	307,045.31	4.73	626.53	308,029.29	312,482.48
US TREASURY N/B DTD 08/15/2023 4.375% 08/15/2026	91282CHU8	325,000.00	AA+	Aaa	08/01/24	08/02/24	326,053.71	4.21	656.84	326,013.09	327,602.60
US TREASURY N/B DTD 10/16/2023 4.625% 10/15/2026	91282CJC6	100,000.00	AA+	Aaa	11/07/23	11/09/23	99,867.19	4.67	1,756.49	99,902.22	101,421.90
US TREASURY N/B DTD 11/15/2023 4.625% 11/15/2026	91282CJK8	325,000.00	AA+	Aaa	12/07/23	12/11/23	327,678.71	4.32	4,452.19	327,046.52	329,925.70

**Managed Account Detail of Securities Held**

For the Month Ending **August 31, 2024**

**CITY OF DORAL STORM WATER PORTFOLIO - [REDACTED]**

<b>Security Type/Description</b> <b>Dated Date/Coupon/Maturity</b>	<b>CUSIP</b>	<b>Par</b>	<b>S&amp;P Rating</b>	<b>Moody's Rating</b>	<b>Trade Date</b>	<b>Settle Date</b>	<b>Original Cost</b>	<b>YTM at Cost</b>	<b>Accrued Interest</b>	<b>Amortized Cost</b>	<b>Market Value</b>
<b>U.S. Treasury Bond / Note</b>											
US TREASURY N/B DTD 12/15/2023 4.375% 12/15/2026	91282CJP7	495,000.00	AA+	Aaa	01/02/24	01/04/24	498,809.18	4.09	4,615.27	497,996.09	500,317.29
US TREASURY N/B DTD 01/16/2024 4.000% 01/15/2027	91282CJT9	275,000.00	AA+	Aaa	02/01/24	02/05/24	275,268.55	3.96	1,434.78	275,218.65	275,805.75
US TREASURY N/B DTD 02/15/2024 4.125% 02/15/2027	91282CKA8	230,000.00	AA+	Aaa	03/05/24	03/07/24	228,652.34	4.34	438.28	228,864.54	231,401.62
US TREASURY N/B DTD 03/15/2024 4.250% 03/15/2027	91282CKE0	170,000.00	AA+	Aaa	04/02/24	04/05/24	168,784.77	4.51	3,337.64	168,942.84	171,713.26
US TREASURY N/B DTD 04/15/2024 4.500% 04/15/2027	91282CKJ9	280,000.00	AA+	Aaa	05/02/24	05/06/24	277,998.44	4.76	4,785.25	278,205.33	284,593.68
US TREASURY N/B DTD 05/15/2024 4.500% 05/15/2027	91282CKR1	250,000.00	AA+	Aaa	06/04/24	06/05/24	249,609.38	4.56	3,332.20	249,639.61	254,218.75
US TREASURY N/B DTD 06/17/2024 4.625% 06/15/2027	91282CKV2	270,000.00	AA+	Aaa	07/01/24	07/02/24	270,221.48	4.59	2,661.27	270,210.23	275,800.68
<b>Security Type Sub-Total</b>		<b>5,520,000.00</b>					<b>5,508,503.92</b>	<b>4.30</b>	<b>49,622.54</b>	<b>5,513,465.44</b>	<b>5,552,980.89</b>
<b>Federal Agency Mortgage-Backed Security</b>											
FN FM4174 DTD 09/01/2020 3.000% 11/01/2032	3140X7T82	31,854.58	AA+	Aaa	09/08/20	09/18/20	33,780.79	2.43	79.64	33,155.99	31,082.27
FN BM4614 DTD 10/01/2018 3.000% 03/01/2033	3140J9DU2	17,395.47	AA+	Aaa	08/03/21	08/17/21	18,537.05	2.35	43.49	18,238.13	16,817.68
GN 646043 DTD 10/01/2007 6.500% 10/01/2037	36292DWC2	21,481.25	AA+	Aaa	01/29/16	01/29/16	21,481.25	6.50	116.36	21,481.25	22,317.09
<b>Security Type Sub-Total</b>		<b>70,731.30</b>					<b>73,799.09</b>	<b>3.70</b>	<b>239.49</b>	<b>72,875.37</b>	<b>70,217.04</b>
<b>Federal Agency Commercial Mortgage-Backed Security</b>											
FHMS K736 A2 DTD 09/01/2019 2.282% 07/01/2026	3137FNWX4	50,000.00	AA+	Aaa	10/05/23	10/11/23	46,392.58	5.05	95.08	47,542.36	48,257.30

Managed Account Detail of Securities Held

For the Month Ending August 31, 2024

CITY OF DORAL STORM WATER PORTFOLIO - [REDACTED]

Security Type/Description Dated Date/Coupon/Maturity	CUSIP	Par	S&P Rating	Moody's Rating	Trade Date	Settle Date	Original Cost	YTM at Cost	Accrued Interest	Amortized Cost	Market Value
<b>Security Type Sub-Total</b>		<b>50,000.00</b>					<b>46,392.58</b>	<b>5.05</b>	<b>95.08</b>	<b>47,542.36</b>	<b>48,257.30</b>

**Federal Agency Collateralized Mortgage Obligation**

FHR 3842 PH DTD 04/01/2011 4.000% 04/01/2041	3137A9QP4	7,367.04	AA+	Aaa	05/05/15	05/05/15	7,902.88	3.57	24.56	7,710.34	7,270.60
GNR 2014-H19 HA DTD 09/01/2014 3.000% 09/01/2064	38375UPV6	8,018.01	AA+	Aaa	02/01/21	02/04/21	8,512.63	2.76	20.05	8,472.10	7,824.03
GNR 2019-H12 JA DTD 07/01/2019 2.500% 07/01/2069	38380LXE8	26,487.15	AA+	Aaa	07/12/19	07/30/19	26,626.83	2.48	55.18	26,612.61	25,879.91
GNR 2020-H02 DA DTD 01/01/2020 2.250% 12/01/2069	38380LV67	33,374.99	AA+	Aaa	01/13/20	01/30/20	33,519.69	2.24	62.58	33,506.39	32,455.64

<b>Security Type Sub-Total</b>		<b>75,247.18</b>					<b>76,562.03</b>	<b>2.51</b>	<b>162.37</b>	<b>76,301.44</b>	<b>73,430.18</b>
--------------------------------	--	------------------	--	--	--	--	------------------	-------------	---------------	------------------	------------------

**Corporate Note**

MORGAN STANLEY DTD 07/23/2015 4.000% 07/23/2025	6174468C6	40,000.00	A-	A1	05/19/22	05/23/22	40,186.40	3.84	168.89	40,052.65	39,732.48
BANK OF MONTREAL DTD 09/25/2023 5.920% 09/25/2025	06368LWT9	50,000.00	A-	A2	09/18/23	09/25/23	50,000.00	5.92	1,282.67	50,000.00	50,622.50
BANK OF AMERICA CORP (CALLABLE) DTD 09/25/2020 0.981% 09/25/2025	06051GJG5	135,000.00	A-	A1	09/22/20	09/25/20	135,000.00	0.98	573.89	135,000.00	134,597.57
WESTPAC BANKING CORP DTD 11/17/2023 5.512% 11/17/2025	961214FL2	60,000.00	AA-	Aa2	11/08/23	11/17/23	60,000.00	5.51	955.41	60,000.00	60,740.88
LINDE INC/CT (CALLABLE) DTD 12/05/2022 4.700% 12/05/2025	53522KAB9	65,000.00	A	A2	11/28/22	12/05/22	64,929.80	4.74	729.81	64,970.49	65,120.38
CATERPILLAR FINL SERVICE DTD 01/06/2023 4.800% 01/06/2026	14913R3B1	65,000.00	A	A2	01/03/23	01/06/23	64,983.75	4.81	476.67	64,992.70	65,330.46
STATE STREET CORP (CALLABLE) DTD 02/07/2022 1.746% 02/06/2026	857477BR3	20,000.00	A	A1	02/02/22	02/07/22	20,000.00	1.75	24.25	20,000.00	19,692.90
JPMORGAN CHASE & CO (CALLABLE) DTD 04/26/2022 4.080% 04/26/2026	46647PCZ7	65,000.00	A-	A1	04/19/22	04/26/22	65,000.00	4.08	920.83	65,000.00	64,558.07

**Managed Account Detail of Securities Held**

For the Month Ending **August 31, 2024**

**CITY OF DORAL STORM WATER PORTFOLIO - [REDACTED]**

<b>Security Type/Description</b>	<b>CUSIP</b>	<b>Par</b>	<b>S&amp;P Rating</b>	<b>Moody's Rating</b>	<b>Trade Date</b>	<b>Settle Date</b>	<b>Original Cost</b>	<b>YTM at Cost</b>	<b>Accrued Interest</b>	<b>Amortized Cost</b>	<b>Market Value</b>
<b>Corporate Note</b>											
STATE STREET CORP (CALLABLE) DTD 05/18/2023 5.104% 05/18/2026	857477CB7	85,000.00	A	A1	05/15/23	05/18/23	85,000.00	5.10	1,241.26	85,000.00	85,116.28
AMERICAN HONDA FINANCE DTD 07/07/2023 5.250% 07/07/2026	02665WEK3	15,000.00	A-	A3	07/05/23	07/07/23	14,981.55	5.29	118.13	14,988.62	15,222.59
AMERICAN HONDA FINANCE DTD 07/07/2023 5.250% 07/07/2026	02665WEK3	15,000.00	A-	A3	07/06/23	07/10/23	14,917.35	5.45	118.13	14,948.89	15,222.59
TOYOTA MOTOR CREDIT CORP DTD 08/09/2024 4.550% 08/07/2026	89236TMJ1	10,000.00	A+	A1	08/06/24	08/09/24	9,993.80	4.58	27.81	9,994.00	10,038.34
TOYOTA MOTOR CREDIT CORP DTD 08/09/2024 4.550% 08/07/2026	89236TMJ1	20,000.00	A+	A1	08/07/24	08/09/24	20,009.60	4.52	55.61	20,009.34	20,076.68
TOYOTA MOTOR CREDIT CORP DTD 08/14/2023 5.000% 08/14/2026	89236TKX2	35,000.00	A+	A1	08/09/23	08/14/23	34,957.65	5.04	82.64	34,972.43	35,450.49
PACIFIC LIFE GF II DTD 08/30/2023 5.500% 08/28/2026	6944PL2W8	15,000.00	AA-	Aa3	08/23/23	08/30/23	14,994.75	5.52	6.88	14,996.51	15,274.03
NEW YORK LIFE GLOBAL FDG DTD 09/19/2023 5.450% 09/18/2026	64953BBF4	75,000.00	AA+	Aaa	09/12/23	09/19/23	74,985.75	5.46	1,850.73	74,990.11	76,565.40
HOME DEPOT INC (CALLABLE) DTD 12/04/2023 4.950% 09/30/2026	437076CV2	15,000.00	A	A2	11/27/23	12/04/23	14,967.15	5.04	311.44	14,975.38	15,216.99
CANADIAN IMPERIAL BANK DTD 10/03/2023 5.926% 10/02/2026	13607LWT6	35,000.00	A-	A2	09/26/23	10/03/23	35,000.00	5.93	858.45	35,000.00	35,982.73
STATE STREET CORP (CALLABLE) DTD 11/04/2022 5.751% 11/04/2026	857477BX0	15,000.00	A	A1	11/01/22	11/04/22	15,000.00	5.75	280.36	15,000.00	15,160.50
PEPSICO INC (CALLABLE) DTD 11/10/2023 5.125% 11/10/2026	713448FW3	20,000.00	A+	A1	11/08/23	11/10/23	19,994.60	5.13	316.04	19,995.99	20,391.86
PRINCIPAL LFE GLB FND II DTD 01/16/2024 5.000% 01/16/2027	74256LEX3	15,000.00	A+	A1	01/08/24	01/16/24	14,994.15	5.01	93.75	14,995.32	15,196.67
PRINCIPAL LFE GLB FND II DTD 01/16/2024 5.000% 01/16/2027	74256LEX3	20,000.00	A+	A1	01/10/24	01/16/24	20,060.20	4.89	125.00	20,048.35	20,262.22

**Managed Account Detail of Securities Held**

For the Month Ending **August 31, 2024**

**CITY OF DORAL STORM WATER PORTFOLIO - [REDACTED]**

<b>Security Type/Description</b>	<b>CUSIP</b>	<b>Par</b>	<b>S&amp;P Rating</b>	<b>Moody's Rating</b>	<b>Trade Date</b>	<b>Settle Date</b>	<b>Original Cost</b>	<b>YTM at Cost</b>	<b>Accrued Interest</b>	<b>Amortized Cost</b>	<b>Market Value</b>
<b>Corporate Note</b>											
NATIONAL RURAL UTIL COOP (CALLABLE) DTD 02/05/2024 4.800% 02/05/2027	63743HFM9	70,000.00	A-	A2	01/24/24	02/05/24	69,979.00	4.81	242.67	69,982.88	70,848.26
TEXAS INSTRUMENTS INC (CALLABLE) DTD 02/08/2024 4.600% 02/08/2027	882508CE2	45,000.00	A+	Aa3	02/05/24	02/08/24	44,971.20	4.62	132.25	44,976.42	45,476.06
ELI LILLY & CO (CALLABLE) DTD 02/09/2024 4.500% 02/09/2027	532457CJ5	45,000.00	A+	A1	02/07/24	02/09/24	44,976.15	4.52	123.75	44,980.47	45,401.04
BRISTOL-MYERS SQUIBB CO (CALLABLE) DTD 02/22/2024 4.900% 02/22/2027	110122EE4	15,000.00	A	A2	02/14/24	02/22/24	14,983.80	4.94	18.38	14,986.49	15,239.00
ASTRAZENECA FINANCE LLC (CALLABLE) DTD 02/26/2024 4.800% 02/26/2027	04636NAK9	30,000.00	A+	A2	02/21/24	02/26/24	29,949.60	4.86	20.00	29,957.77	30,408.06
CISCO SYSTEMS INC (CALLABLE) DTD 02/26/2024 4.800% 02/26/2027	17275RBO4	45,000.00	AA-	A1	02/21/24	02/26/24	44,941.50	4.85	30.00	44,951.02	45,726.80
JOHN DEERE CAPITAL CORP DTD 03/07/2024 4.850% 03/05/2027	24422EXM6	55,000.00	A	A1	03/04/24	03/07/24	54,948.85	4.88	1,289.29	54,956.69	55,831.00
AMERICAN HONDA FINANCE DTD 03/13/2024 4.900% 03/12/2027	02665WFD8	35,000.00	A-	A3	03/11/24	03/13/24	34,980.75	4.92	800.33	34,983.62	35,489.16
NORTHWESTERN MUTUAL GLBL DTD 03/25/2024 5.070% 03/25/2027	66815L2R9	25,000.00	AA+	Aaa	03/18/24	03/25/24	24,997.25	5.07	549.25	24,997.68	25,538.15
HORMEL FOODS CORP (CALLABLE) DTD 03/08/2024 4.800% 03/30/2027	440452AK6	20,000.00	A-	A1	03/05/24	03/08/24	19,980.60	4.84	461.33	19,984.08	20,271.14
HORMEL FOODS CORP (CALLABLE) DTD 03/08/2024 4.800% 03/30/2027	440452AK6	45,000.00	A-	A1	08/09/24	08/12/24	45,436.05	4.32	1,038.00	45,427.64	45,610.07
BMW US CAPITAL LLC DTD 04/02/2024 4.900% 04/02/2027	05565ECH6	70,000.00	A	A2	03/25/24	04/02/24	69,916.70	4.94	1,419.64	69,927.62	70,882.35
ADOBE INC (CALLABLE) DTD 04/04/2024 4.850% 04/04/2027	00724PAE9	25,000.00	A+	A1	04/01/24	04/04/24	24,987.50	4.87	495.10	24,989.11	25,404.85
TORONTO-DOMINION BANK DTD 04/05/2024 4.980% 04/05/2027	89115A2W1	70,000.00	A	A1	03/26/24	04/05/24	70,000.00	4.98	1,413.77	70,000.00	70,950.53

**Managed Account Detail of Securities Held**

For the Month Ending **August 31, 2024**

**CITY OF DORAL STORM WATER PORTFOLIO - [REDACTED]**

<b>Security Type/Description</b>	<b>CUSIP</b>	<b>Par</b>	<b>S&amp;P Rating</b>	<b>Moody's Rating</b>	<b>Trade Date</b>	<b>Settle Date</b>	<b>Original Cost</b>	<b>YTM at Cost</b>	<b>Accrued Interest</b>	<b>Amortized Cost</b>	<b>Market Value</b>
<b>Corporate Note</b>											
BRIGHTHSE FIN GLBL FUND DTD 04/11/2024 5.550% 04/09/2027	10921U2J6	40,000.00	A+	A3	04/04/24	04/11/24	39,988.00	5.56	863.33	39,989.47	40,519.56
UNITEDHEALTH GROUP INC (CALLABLE) DTD 03/21/2024 4.600% 04/15/2027	91324PEY4	70,000.00	A+	A2	03/19/24	03/21/24	69,512.10	4.85	1,431.11	69,578.73	70,814.38
PACCAR FINANCIAL CORP DTD 05/13/2024 5.000% 05/13/2027	69371RT22	25,000.00	A+	A1	05/06/24	05/13/24	24,980.75	5.03	375.00	24,982.60	25,554.80
GOLDMAN SACHS BANK USA (CALLABLE) DTD 05/21/2024 5.414% 05/21/2027	38151LAG5	55,000.00	A+	A1	05/15/24	05/21/24	55,000.00	5.41	827.14	55,000.00	55,619.80
CANADIAN IMPERIAL BANK DTD 06/28/2024 5.237% 06/28/2027	13607L8C0	25,000.00	A-	A2	06/24/24	06/28/24	25,000.00	5.24	229.12	25,000.00	25,540.50
PNC FINANCIAL SERVICES (CALLABLE) DTD 07/23/2024 5.102% 07/23/2027	693475BY0	45,000.00	A-	A3	07/18/24	07/23/24	45,000.00	5.10	242.35	45,000.00	45,378.77
BLACKROCK FUNDING INC (CALLABLE) DTD 07/26/2024 4.600% 07/26/2027	09290DAH4	45,000.00	AA-	Aa3	07/17/24	07/26/24	44,998.65	4.60	201.25	44,998.79	45,640.89
HONEYWELL INTERNATIONAL (CALLABLE) DTD 08/01/2024 4.650% 07/30/2027	438516CX2	40,000.00	A	A2	07/29/24	08/01/24	39,998.80	4.65	155.00	39,998.92	40,527.56
PRINCIPAL LFE GLB FND II DTD 08/19/2024 4.600% 08/19/2027	74256LFA2	10,000.00	A+	A1	08/12/24	08/19/24	9,992.20	4.63	15.33	9,992.29	10,047.33
BP CAP MARKETS AMERICA (CALLABLE) DTD 05/17/2024 5.017% 11/17/2027	10373OBY5	55,000.00	A-	A1	05/15/24	05/17/24	55,000.00	5.02	797.15	55,000.00	56,191.58
MORGAN STANLEY (CALLABLE) DTD 04/19/2024 5.652% 04/13/2028	61747YFP5	10,000.00	A-	A1	04/17/24	04/19/24	10,000.00	5.65	207.24	10,000.00	10,264.27
BANK OF NY MELLON CORP (CALLABLE) DTD 07/22/2024 4.890% 07/21/2028	06406RBX4	60,000.00	A	A1	07/15/24	07/22/24	60,000.00	4.89	317.85	60,000.00	60,655.86
JPMORGAN CHASE & CO (CALLABLE) DTD 07/22/2024 4.979% 07/22/2028	46647PEL6	45,000.00	A-	A1	07/15/24	07/22/24	45,000.00	4.98	242.73	45,000.00	45,579.69
<b>Security Type Sub-Total</b>		<b>2,010,000.00</b>					<b>2,009,475.95</b>	<b>4.67</b>	<b>24,557.01</b>	<b>2,009,573.07</b>	<b>2,030,984.07</b>

**Managed Account Detail of Securities Held**

For the Month Ending **August 31, 2024**

**CITY OF DORAL STORM WATER PORTFOLIO - [REDACTED]**

<b>Security Type/Description</b>	<b>CUSIP</b>	<b>Par</b>	<b>S&amp;P Rating</b>	<b>Moody's Rating</b>	<b>Trade Date</b>	<b>Settle Date</b>	<b>Original Cost</b>	<b>YTM at Cost</b>	<b>Accrued Interest</b>	<b>Amortized Cost</b>	<b>Market Value</b>
<b>Asset-Backed Security</b>											
HAROT 2021-3 A3 DTD 08/25/2021 0.410% 11/18/2025	43815EAC8	6,819.35	AAA	NR	08/17/21	08/25/21	6,819.25	0.41	1.01	6,819.32	6,749.27
CARMX 2021-1 A3 DTD 01/27/2021 0.340% 12/15/2025	14316NAC3	1,645.52	AAA	NR	01/20/21	01/27/21	1,645.19	0.34	0.25	1,645.43	1,641.97
HAROT 2021-4 A3 DTD 11/24/2021 0.880% 01/21/2026	43815GAC3	7,836.40	NR	Aaa	11/16/21	11/24/21	7,834.74	0.89	1.92	7,835.85	7,710.23
DTRT 2022-1 A3 DTD 10/19/2022 5.230% 02/17/2026	233869AC0	24,302.86	NR	Aaa	10/12/22	10/19/22	24,301.25	5.23	56.49	24,302.15	24,298.59
HAROT 2022-1 A3 DTD 02/23/2022 1.880% 05/15/2026	43815BAC4	23,030.80	AAA	Aaa	02/15/22	02/23/22	23,027.33	1.88	19.24	23,029.40	22,672.32
FORDO 2022-A A3 DTD 01/24/2022 1.290% 06/15/2026	345286AC2	9,089.10	AAA	NR	01/19/22	01/24/22	9,088.01	1.29	5.21	9,088.65	8,956.54
CARMX 2021-3 A3 DTD 07/28/2021 0.550% 06/15/2026	14317DAC4	15,259.98	AAA	Aaa	07/21/21	07/28/21	15,257.48	0.56	3.73	15,259.07	14,991.24
BMWOT 2022-A A3 DTD 05/18/2022 3.210% 08/25/2026	05602RAD3	12,969.68	AAA	Aaa	05/10/22	05/18/22	12,969.01	3.21	6.94	12,969.37	12,848.79
CARMX 2021-4 A3 DTD 09/22/2021 0.560% 09/15/2026	14317JAD9	8,992.58	AAA	Aaa	09/14/21	09/22/21	8,991.56	0.56	2.24	8,992.16	8,810.27
JDOT 2022-A A3 DTD 03/16/2022 2.320% 09/15/2026	47787JAC2	16,253.82	NR	Aaa	03/10/22	03/16/22	16,250.22	2.33	16.76	16,252.19	16,017.70
HART 2022-A A3 DTD 03/16/2022 2.220% 10/15/2026	448977AD0	26,187.58	AAA	NR	03/09/22	03/16/22	26,186.58	2.22	25.84	26,187.12	25,796.34
ALLYA 2022-1 A3 DTD 05/18/2022 3.310% 11/15/2026	02008JAC0	28,743.16	AAA	Aaa	05/10/22	05/18/22	28,737.60	3.31	42.28	28,740.43	28,505.77
GMCAR 2022-1 A3 DTD 01/19/2022 1.260% 11/16/2026	380146AC4	8,874.31	AAA	NR	01/11/22	01/19/22	8,873.53	1.26	4.66	8,873.95	8,724.23
CNH 2021-C A3 DTD 10/27/2021 0.810% 12/15/2026	12598LAC0	10,674.94	AAA	Aaa	10/19/21	10/27/21	10,673.70	0.81	3.84	10,674.39	10,446.53

**Managed Account Detail of Securities Held**

For the Month Ending **August 31, 2024**

**CITY OF DORAL STORM WATER PORTFOLIO - [REDACTED]**

<b>Security Type/Description</b>	<b>CUSIP</b>	<b>Par</b>	<b>S&amp;P Rating</b>	<b>Moody's Rating</b>	<b>Trade Date</b>	<b>Settle Date</b>	<b>Original Cost</b>	<b>YTM at Cost</b>	<b>Accrued Interest</b>	<b>Amortized Cost</b>	<b>Market Value</b>
<b>Asset-Backed Security</b>											
HDMOT 2022-A A3 DTD 04/20/2022 3.060% 02/15/2027	41284YAD8	16,044.09	AAA	Aaa	04/12/22	04/20/22	16,041.42	3.06	21.82	16,042.73	15,889.70
GMCAR 2022-2 A3 DTD 04/13/2022 3.100% 02/16/2027	362585AC5	12,989.59	AAA	Aaa	04/05/22	04/13/22	12,986.87	3.10	16.78	12,988.21	12,830.66
CARMX 2022-2 A3 DTD 04/28/2022 3.490% 02/16/2027	14317HAC5	20,617.39	AAA	Aaa	04/21/22	04/28/22	20,614.25	3.49	31.98	20,615.78	20,410.91
COPAR 2022-1 A3 DTD 05/04/2022 3.170% 04/15/2027	14043QAC6	18,193.29	AAA	NR	04/26/22	05/04/22	18,189.32	3.17	25.63	18,191.18	17,959.05
TAOT 2022-C A3 DTD 08/16/2022 3.760% 04/15/2027	89231CAD9	18,600.27	AAA	NR	08/08/22	08/16/22	18,597.17	3.76	31.08	18,598.53	18,450.54
DCENT 2022-A2 A DTD 05/26/2022 3.320% 05/15/2027	254683CS2	60,000.00	NR	Aaa	05/19/22	05/26/22	59,995.12	3.32	88.53	59,997.34	59,295.60
COPAR 2022-2 A3 DTD 08/10/2022 3.660% 05/17/2027	14043GAD6	22,623.55	AAA	Aaa	08/02/22	08/10/22	22,621.93	3.66	36.80	22,622.63	22,402.70
JDOT 2022-C A3 DTD 10/19/2022 5.090% 06/15/2027	47800BAC2	47,597.79	NR	Aaa	10/12/22	10/19/22	47,594.10	5.09	107.68	47,595.58	47,643.25
CNH 2022-A A3 DTD 03/31/2022 2.940% 07/15/2027	12660DAC1	20,658.44	AAA	NR	03/24/22	03/31/22	20,656.91	2.94	26.99	20,657.61	20,300.84
DCENT 2022-A3 A3 DTD 08/09/2022 3.560% 07/15/2027	254683CW3	55,000.00	AAA	Aaa	08/02/22	08/09/22	54,993.17	3.56	87.02	54,996.02	54,400.94
CARMX 2022-4 A3 DTD 10/31/2022 5.340% 08/16/2027	14318UAD3	68,201.70	AAA	NR	10/26/22	10/31/22	68,185.71	5.35	161.87	68,191.83	68,434.74
MBART 2022-1 A3 DTD 11/22/2022 5.210% 08/16/2027	58768PAC8	68,988.90	AAA	Aaa	11/15/22	11/22/22	68,975.26	5.21	159.75	68,980.37	69,131.85
BACCT 2022-A1 A1 DTD 06/16/2022 3.530% 11/15/2027	05522RDE5	20,000.00	NR	Aaa	06/09/22	06/16/22	19,998.75	3.53	31.38	19,999.26	19,791.64
HAROT 2023-2 A3 DTD 05/30/2023 4.930% 11/15/2027	43792TAC0	30,000.00	AAA	Aaa	05/23/23	05/30/23	29,995.14	4.93	65.73	29,996.51	30,088.17



**Managed Account Detail of Securities Held**

For the Month Ending **August 31, 2024**

**CITY OF DORAL STORM WATER PORTFOLIO - [REDACTED]**

<b>Security Type/Description</b>	<b>CUSIP</b>	<b>Par</b>	<b>S&amp;P Rating</b>	<b>Moody's Rating</b>	<b>Trade Date</b>	<b>Settle Date</b>	<b>Original Cost</b>	<b>YTM at Cost</b>	<b>Accrued Interest</b>	<b>Amortized Cost</b>	<b>Market Value</b>
<b>Asset-Backed Security</b>											
FORDO 2023-A A3 DTD 03/31/2023 4.650% 02/15/2028	344928AD8	25,000.00	AAA	NR	03/28/23	03/31/23	24,997.39	4.65	51.67	24,998.15	24,972.38
TAOT 2023-B A3 DTD 05/23/2023 4.710% 02/15/2028	891941AD8	35,000.00	NR	Aaa	05/16/23	05/23/23	34,998.04	4.71	73.27	34,998.57	35,004.58
BAAT 2023-1A A3 DTD 07/31/2023 5.530% 02/15/2028	06428AAC2	35,000.00	NR	Aaa	07/25/23	07/31/23	34,998.67	5.53	86.02	34,998.99	35,357.46
GMCAR 2023-2 A3 DTD 04/12/2023 4.470% 02/16/2028	362583AD8	25,000.00	AAA	Aaa	04/04/23	04/12/23	24,999.31	4.47	46.56	24,999.51	24,929.18
BMWOT 2023-A A3 DTD 07/18/2023 5.470% 02/25/2028	05592XAD2	15,000.00	AAA	NR	07/11/23	07/18/23	14,997.34	5.47	13.68	14,997.99	15,149.09
NAROT 2023-B A3 DTD 10/25/2023 5.930% 03/15/2028	65480MAD5	20,000.00	NR	Aaa	10/18/23	10/25/23	19,995.94	5.94	52.71	19,996.69	20,351.90
HART 2023-B A3 DTD 07/19/2023 5.480% 04/17/2028	44933XAD9	20,000.00	AAA	NR	07/11/23	07/19/23	19,999.13	5.48	48.71	19,999.33	20,246.58
USAOT 2023-A A3 DTD 09/15/2023 5.580% 05/15/2028	90291VAC4	80,000.00	AAA	Aaa	09/07/23	09/15/23	79,986.00	5.58	198.40	79,988.78	80,770.56
ALLYA 2023-1 A3 DTD 07/19/2023 5.460% 05/15/2028	02007WAC2	100,000.00	NR	Aaa	10/24/23	10/26/23	99,281.25	5.64	242.67	99,415.00	100,982.10
BAAT 2023-2A A3 DTD 11/21/2023 5.740% 06/15/2028	06054YAC1	70,000.00	NR	Aaa	11/15/23	11/21/23	69,998.73	5.76	178.58	69,942.23	71,190.21
HAROT 2023-4 A3 DTD 11/08/2023 5.670% 06/21/2028	438123AC5	15,000.00	NR	Aaa	11/01/23	11/08/23	14,997.36	5.67	23.63	14,997.80	15,289.22
TAOT 2023-D A3 DTD 11/14/2023 5.540% 08/15/2028	89239FAD4	20,000.00	AAA	NR	11/07/23	11/14/23	19,997.84	5.54	49.24	19,998.23	20,405.38
HAROT 2024-1 A3 DTD 02/21/2024 5.210% 08/15/2028	437918AC9	55,000.00	AAA	Aaa	02/13/24	02/21/24	54,997.61	5.21	127.36	54,998.04	55,664.40
FITAT 2023-1 A3 DTD 08/23/2023 5.530% 08/15/2028	31680EAD3	70,000.00	AAA	Aaa	08/15/23	08/23/23	69,995.66	5.53	172.04	69,996.55	70,746.55

**Managed Account Detail of Securities Held**

For the Month Ending **August 31, 2024**

**CITY OF DORAL STORM WATER PORTFOLIO - [REDACTED]**

<b>Security Type/Description</b>	<b>CUSIP</b>	<b>Par</b>	<b>S&amp;P Rating</b>	<b>Moody's Rating</b>	<b>Trade Date</b>	<b>Settle Date</b>	<b>Original Cost</b>	<b>YTM at Cost</b>	<b>Accrued Interest</b>	<b>Amortized Cost</b>	<b>Market Value</b>
<b>Asset-Backed Security</b>											
CHAIT 2023-A1 A DTD 09/15/2023 5.160% 09/15/2028	161571HT4	100,000.00	AAA	NR	09/07/23	09/15/23	99,972.28	5.17	229.33	99,977.08	101,670.70
TAOT 2024-A A3 DTD 01/30/2024 4.830% 10/16/2028	89238DAD0	20,000.00	AAA	Aaa	01/23/24	01/30/24	19,996.00	4.83	42.93	19,996.49	20,120.92
HART 2023-C A3 DTD 11/13/2023 5.540% 10/16/2028	44918CAD4	30,000.00	AAA	NR	11/03/23	11/13/23	29,996.06	5.54	73.87	29,996.69	30,576.15
JDOT 2024-A A3 DTD 03/19/2024 4.960% 11/15/2028	47800RAD5	15,000.00	NR	Aaa	03/11/24	03/19/24	14,999.16	4.97	33.07	14,991.70	15,182.64
MBART 2023-2 A3 DTD 10/25/2023 5.950% 11/15/2028	58769FAC9	30,000.00	AAA	NR	10/19/23	10/25/23	29,997.44	5.95	79.33	29,997.88	30,690.42
GMCAR 2024-1 A3 DTD 01/17/2024 4.850% 12/18/2028	36268GAD7	10,000.00	NR	Aaa	01/09/24	01/17/24	9,997.99	4.85	20.21	9,998.22	10,080.73
HART 2024-B A3 DTD 07/24/2024 4.840% 03/15/2029	44934OAD3	30,000.00	AAA	NR	07/16/24	07/24/24	29,995.47	4.84	64.53	29,995.61	30,318.09
JDOT 2024-B A3 DTD 06/18/2024 5.200% 03/15/2029	47786WAD2	35,000.00	NR	Aaa	06/11/24	06/18/24	34,993.16	5.20	80.89	34,993.50	35,711.41
TAOT 2024-C A3 DTD 07/30/2024 4.880% 03/15/2029	89237OAD2	40,000.00	AAA	NR	07/23/24	07/30/24	39,999.98	4.88	86.76	40,000.00	40,474.48
WOART 2024-A A3 DTD 02/14/2024 4.860% 03/15/2029	98164RAD8	50,000.00	AAA	NR	02/06/24	02/14/24	49,993.41	4.86	108.00	49,994.11	50,462.05
CHAOT 2024-1A A3 DTD 03/27/2024 5.130% 05/25/2029	16144BAC2	20,000.00	NR	Aaa	03/19/24	03/27/24	19,998.67	5.13	17.10	19,998.83	20,280.04
CNH 2024-A A3 DTD 01/24/2024 4.770% 06/15/2029	18978FAC0	20,000.00	AAA	Aaa	01/17/24	01/24/24	19,995.27	4.80	42.40	19,974.29	20,166.60
<b>Security Type Sub-Total</b>		<b>1,665,195.08</b>					<b>1,664,275.73</b>	<b>4.64</b>	<b>3,326.41</b>	<b>1,664,383.32</b>	<b>1,671,994.20</b>
<b>Managed Account Sub-Total</b>		<b>9,391,173.57</b>					<b>9,379,009.30</b>	<b>4.43</b>	<b>78,002.90</b>	<b>9,384,141.00</b>	<b>9,447,863.68</b>

**Managed Account Detail of Securities Held**

For the Month Ending **August 31, 2024**

CITY OF DORAL STORM WATER PORTFOLIO - [REDACTED]						
<b>Securities Sub-Total</b>	<b>\$9,391,173.57</b>		<b>\$9,379,009.30</b>	<b>4.43%</b>	<b>\$78,002.90</b>	<b>\$9,384,141.00</b>
<b>Accrued Interest</b>						<b>\$78,002.90</b>
<b>Total Investments</b>						<b>\$9,525,866.58</b>

**Managed Account Fair Market Value & Analytics**

For the Month Ending **August 31, 2024**

**CITY OF DORAL STORM WATER PORTFOLIO - [REDACTED]**

<b>Security Type/Description</b>	<b>CUSIP</b>	<b>Par</b>	<b>Broker</b>	<b>Next Call Date</b>	<b>Market Price</b>	<b>Market Value</b>	<b>Unreal G/L On Cost</b>	<b>Unreal G/L Amort Cost</b>	<b>Effective Duration</b>	<b>YTM at Mkt</b>
<b>U.S. Treasury Bond / Note</b>										
US TREASURY N/B DTD 11/15/2022 4.500% 11/15/2025	91282CFW6	250,000.00	MorganSt		100.29	250,713.00	(1,855.36)	(339.21)	1.15	4.25
US TREASURY N/B DTD 12/15/2022 4.000% 12/15/2025	91282CGA3	230,000.00	Citigrou		99.72	229,353.24	521.21	(135.64)	1.23	4.22
US TREASURY N/B DTD 01/17/2023 3.875% 01/15/2026	91282CGE5	280,000.00	JPMorgan		99.62	278,928.16	(382.78)	(751.90)	1.31	4.16
US TREASURY N/B DTD 02/15/2023 4.000% 02/15/2026	91282CGL9	65,000.00	BOFAML		99.83	64,890.80	(147.29)	(128.84)	1.40	4.12
US TREASURY N/B DTD 02/15/2023 4.000% 02/15/2026	91282CGL9	270,000.00	BOFAML		99.83	269,546.40	4,208.12	1,849.13	1.40	4.12
US TREASURY N/B DTD 04/17/2023 3.750% 04/15/2026	91282CGV7	20,000.00	Citigrou		99.52	19,903.90	368.74	290.83	1.53	4.06
US TREASURY N/B DTD 04/17/2023 3.750% 04/15/2026	91282CGV7	395,000.00	MorganSt		99.52	393,102.02	(972.20)	(1,390.43)	1.53	4.06
US TREASURY N/B DTD 05/15/2023 3.625% 05/15/2026	91282CHB0	395,000.00	JPMorgan		99.33	392,361.40	1,388.55	(312.22)	1.61	4.03
US TREASURY N/B DTD 06/15/2023 4.125% 06/15/2026	91282CHH7	210,000.00	MorganSt		100.20	210,426.51	1,878.46	1,301.44	1.69	4.00
US TREASURY N/B DTD 07/17/2023 4.500% 07/15/2026	91282CHM6	375,000.00	JPMorgan		100.93	378,471.75	4,174.87	3,916.99	1.77	3.98
US TREASURY N/B DTD 08/15/2023 4.375% 08/15/2026	91282CHU8	310,000.00	JPMorgan		100.80	312,482.48	5,437.17	4,453.19	1.85	3.94
US TREASURY N/B DTD 08/15/2023 4.375% 08/15/2026	91282CHU8	325,000.00	JPMorgan		100.80	327,602.60	1,548.89	1,589.51	1.85	3.94
US TREASURY N/B DTD 10/16/2023 4.625% 10/15/2026	91282CJC6	100,000.00	Citigrou		101.42	101,421.90	1,554.71	1,519.68	1.97	3.92
US TREASURY N/B DTD 11/15/2023 4.625% 11/15/2026	91282CJK8	325,000.00	JPMorgan		101.52	329,925.70	2,246.99	2,879.18	2.05	3.90
US TREASURY N/B DTD 12/15/2023 4.375% 12/15/2026	91282CJP7	495,000.00	JPMorgan		101.07	500,317.29	1,508.11	2,321.20	2.14	3.88
US TREASURY N/B DTD 01/16/2024 4.000% 01/15/2027	91282CJT9	275,000.00	Citigrou		100.29	275,805.75	537.20	587.10	2.23	3.87
US TREASURY N/B DTD 02/15/2024 4.125% 02/15/2027	91282CKA8	230,000.00	ACAD		100.61	231,401.62	2,749.28	2,537.08	2.31	3.86

**Managed Account Fair Market Value & Analytics**

For the Month Ending **August 31, 2024**

**CITY OF DORAL STORM WATER PORTFOLIO - [REDACTED]**

<b>Security Type/Description</b>	<b>Dated Date/Coupon/Maturity</b>	<b>CUSIP</b>	<b>Par</b>	<b>Broker</b>	<b>Next Call Date</b>	<b>Market Price</b>	<b>Market Value</b>	<b>Unreal G/L On Cost</b>	<b>Unreal G/L Amort Cost</b>	<b>Effective Duration</b>	<b>YTM at Mkt</b>
<b>U.S. Treasury Bond / Note</b>											
US TREASURY N/B		91282CKE0	170,000.00	BOFAML		101.01	171,713.26	2,928.49	2,770.42	2.33	3.83
DTD 03/15/2024 4.250% 03/15/2027											
US TREASURY N/B		91282CKJ9	280,000.00	Barclays		101.64	284,593.68	6,595.24	6,388.35	2.41	3.83
DTD 04/15/2024 4.500% 04/15/2027											
US TREASURY N/B		91282CKR1	250,000.00	BOFAML		101.69	254,218.75	4,609.37	4,579.14	2.49	3.83
DTD 05/15/2024 4.500% 05/15/2027											
US TREASURY N/B		91282CKV2	270,000.00	ASLC		102.15	275,800.68	5,579.20	5,590.45	2.57	3.80
DTD 06/17/2024 4.625% 06/15/2027											
<b>Security Type Sub-Total</b>			<b>5,520,000.00</b>				<b>5,552,980.89</b>	<b>44,476.97</b>	<b>39,515.45</b>	<b>1.87</b>	<b>3.97</b>
<b>Federal Agency Mortgage-Backed Security</b>											
FN FM4174		3140X7T82	31,854.58	OTHER		97.58	31,082.27	(2,698.52)	(2,073.72)	1.42	4.61
DTD 09/01/2020 3.000% 11/01/2032											
FN BM4614		3140J9DU2	17,395.47	INTL_FC		96.68	16,817.68	(1,719.37)	(1,420.45)	2.59	4.25
DTD 10/01/2018 3.000% 03/01/2033											
GN 646043		36292DWC2	21,481.25	OTHER		103.89	22,317.09	835.84	835.84	4.18	5.62
DTD 10/01/2007 6.500% 10/01/2037											
<b>Security Type Sub-Total</b>			<b>70,731.30</b>				<b>70,217.04</b>	<b>(3,582.05)</b>	<b>(2,658.33)</b>	<b>2.58</b>	<b>4.84</b>
<b>Federal Agency Commercial Mortgage-Backed Security</b>											
FHMS K736 A2		3137FNWX4	50,000.00	INTL_FC		96.51	48,257.30	1,864.72	714.94	1.60	4.40
DTD 09/01/2019 2.282% 07/01/2026											
<b>Security Type Sub-Total</b>			<b>50,000.00</b>				<b>48,257.30</b>	<b>1,864.72</b>	<b>714.94</b>	<b>1.60</b>	<b>4.40</b>
<b>Federal Agency Collateralized Mortgage Obligation</b>											
FHR 3842 PH		3137A9QP4	7,367.04	OTHER		98.69	7,270.60	(632.28)	(439.74)	2.93	4.42
DTD 04/01/2011 4.000% 04/01/2041											
GNR 2014-H19 HA		38375UPV6	8,018.01	OTHER		97.58	7,824.03	(688.60)	(648.07)	1.35	4.68
DTD 09/01/2014 3.000% 09/01/2064											
GNR 2019-H12 JA		38380LXE8	26,487.15	OTHER		97.71	25,879.91	(746.92)	(732.70)	0.83	5.13
DTD 07/01/2019 2.500% 07/01/2069											

**Managed Account Fair Market Value & Analytics**

For the Month Ending **August 31, 2024**

**CITY OF DORAL STORM WATER PORTFOLIO - [REDACTED]**

<b>Security Type/Description</b>	<b>Dated Date/Coupon/Maturity</b>	<b>CUSIP</b>	<b>Par</b>	<b>Broker</b>	<b>Next Call Date</b>	<b>Market Price</b>	<b>Market Value</b>	<b>Unreal G/L On Cost</b>	<b>Unreal G/L Amort Cost</b>	<b>Effective Duration</b>	<b>YTM at Mkt</b>
<b>Federal Agency Collateralized Mortgage Obligation</b>											
GNR 2020-H02 DA		38380LV67	33,374.99	OTHER		97.25	32,455.64	(1,064.05)	(1,050.75)	1.00	4.92
DTD 01/01/2020 2.250% 12/01/2069											
<b>Security Type Sub-Total</b>			<b>75,247.18</b>				<b>73,430.18</b>	<b>(3,131.85)</b>	<b>(2,871.26)</b>	<b>1.17</b>	<b>4.92</b>

<b>Corporate Note</b>											
MORGAN STANLEY		6174468C6	40,000.00	GoldmanS		99.33	39,732.48	(453.92)	(320.17)	0.86	4.77
DTD 07/23/2015 4.000% 07/23/2025											
BANK OF MONTREAL		06368LWT9	50,000.00	BMO		101.25	50,622.50	622.50	622.50	1.00	4.71
DTD 09/25/2023 5.920% 09/25/2025											
BANK OF AMERICA CORP (CALLABLE)		06051GJG5	135,000.00	OTHER	09/25/24	99.70	134,597.57	(402.43)	(402.43)	0.07	6.26
DTD 09/25/2020 0.981% 09/25/2025											
WESTPAC BANKING CORP		961214FL2	60,000.00	MorganSt		101.23	60,740.88	740.88	740.88	1.15	4.43
DTD 11/17/2023 5.512% 11/17/2025											
LINDE INC/CT (CALLABLE)		53522KAB9	65,000.00	Deutsche	11/05/25	100.19	65,120.38	190.58	149.89	1.14	4.54
DTD 12/05/2022 4.700% 12/05/2025											
CATERPILLAR FINL SERVICE		14913R3B1	65,000.00	JPMorgan		100.51	65,330.46	346.71	337.76	1.28	4.40
DTD 01/06/2023 4.800% 01/06/2026											
STATE STREET CORP (CALLABLE)		857477BR3	20,000.00	GoldmanS	02/06/25	98.46	19,692.90	(307.10)	(307.10)	0.44	5.68
DTD 02/07/2022 1.746% 02/06/2026											
JPMORGAN CHASE & CO (CALLABLE)		46647PCZ7	65,000.00	JPMorgan	04/26/25	99.32	64,558.07	(441.93)	(441.93)	0.63	6.08
DTD 04/26/2022 4.080% 04/26/2026											
STATE STREET CORP (CALLABLE)		857477CB7	85,000.00	BOFAML	05/18/25	100.14	85,116.28	116.28	116.28	0.68	5.83
DTD 05/18/2023 5.104% 05/18/2026											
AMERICAN HONDA FINANCE		02665WEK3	15,000.00	MIZU		101.48	15,222.59	241.04	233.97	1.73	4.40
DTD 07/07/2023 5.250% 07/07/2026											
AMERICAN HONDA FINANCE		02665WEK3	15,000.00	SGSA		101.48	15,222.59	305.24	273.70	1.73	4.40
DTD 07/07/2023 5.250% 07/07/2026											
TOYOTA MOTOR CREDIT CORP		89236TMJ1	10,000.00	MIZU		100.38	10,038.34	44.54	44.34	1.82	4.34
DTD 08/09/2024 4.550% 08/07/2026											
TOYOTA MOTOR CREDIT CORP		89236TMJ1	20,000.00	GoldmanS		100.38	20,076.68	67.08	67.34	1.82	4.34
DTD 08/09/2024 4.550% 08/07/2026											
TOYOTA MOTOR CREDIT CORP		89236TKX2	35,000.00	HSBC		101.29	35,450.49	492.84	478.06	1.84	4.30
DTD 08/14/2023 5.000% 08/14/2026											

**Managed Account Fair Market Value & Analytics**

For the Month Ending **August 31, 2024**

**CITY OF DORAL STORM WATER PORTFOLIO - [REDACTED]**

<b>Security Type/Description</b>	<b>CUSIP</b>	<b>Par</b>	<b>Broker</b>	<b>Next Call Date</b>	<b>Market Price</b>	<b>Market Value</b>	<b>Unreal G/L On Cost</b>	<b>Unreal G/L Amort Cost</b>	<b>Effective Duration</b>	<b>YTM at Mkt</b>
<b>Corporate Note</b>										
PACIFIC LIFE GF II DTD 08/30/2023 5.500% 08/28/2026	6944PL2W8	15,000.00	JPMorgan		101.83	15,274.03	279.28	277.52	1.86	4.53
NEW YORK LIFE GLOBAL FDG DTD 09/19/2023 5.450% 09/18/2026	64953BBF4	75,000.00	BOFAML		102.09	76,565.40	1,579.65	1,575.29	1.87	4.37
HOME DEPOT INC (CALLABLE) DTD 12/04/2023 4.950% 09/30/2026	437076CV2	15,000.00	JPMorgan	08/30/26	101.45	15,216.99	249.84	241.61	1.86	4.21
CANADIAN IMPERIAL BANK DTD 10/03/2023 5.926% 10/02/2026	13607LWT6	35,000.00	CIBC		102.81	35,982.73	982.73	982.73	1.90	4.50
STATE STREET CORP (CALLABLE) DTD 11/04/2022 5.751% 11/04/2026	857477BX0	15,000.00	Deutsche	11/04/25	101.07	15,160.50	160.50	160.50	1.11	5.66
PEPSICO INC (CALLABLE) DTD 11/10/2023 5.125% 11/10/2026	713448FW3	20,000.00	BOFAML	10/10/26	101.96	20,391.86	397.26	395.87	1.97	4.18
PRINCIPAL LFE GLB FND II DTD 01/16/2024 5.000% 01/16/2027	74256LEX3	15,000.00	WellsFar		101.31	15,196.67	202.52	201.35	2.20	4.41
PRINCIPAL LFE GLB FND II DTD 01/16/2024 5.000% 01/16/2027	74256LEX3	20,000.00	MAXE		101.31	20,262.22	202.02	213.87	2.20	4.41
NATIONAL RURAL UTIL COOP (CALLABLE) DTD 02/05/2024 4.800% 02/05/2027	63743HFM9	70,000.00	PNCBank	01/05/27	101.21	70,848.26	869.26	865.38	2.21	4.27
TEXAS INSTRUMENTS INC (CALLABLE) DTD 02/08/2024 4.600% 02/08/2027	882508CE2	45,000.00	BOFAML	01/08/27	101.06	45,476.06	504.86	499.64	2.23	4.14
ELI LILLY & CO (CALLABLE) DTD 02/09/2024 4.500% 02/09/2027	532457CJ5	45,000.00	Deutsche	01/09/27	100.89	45,401.04	424.89	420.57	2.23	4.11
BRISTOL-MYERS SQUIBB CO (CALLABLE) DTD 02/22/2024 4.900% 02/22/2027	110122EE4	15,000.00	Citigrou	01/22/27	101.59	15,239.00	255.20	252.51	2.25	4.21
ASTRAZENECA FINANCE LLC (CALLABLE) DTD 02/26/2024 4.800% 02/26/2027	04636NAK9	30,000.00	Citigrou	01/26/27	101.36	30,408.06	458.46	450.29	2.27	4.22
CISCO SYSTEMS INC (CALLABLE) DTD 02/26/2024 4.800% 02/26/2027	17275RBQ4	45,000.00	Deutsche	01/26/27	101.62	45,726.80	785.30	775.78	2.27	4.11
JOHN DEERE CAPITAL CORP DTD 03/07/2024 4.850% 03/05/2027	24422EXM6	55,000.00	Barclays		101.51	55,831.00	882.15	874.31	2.28	4.21
AMERICAN HONDA FINANCE DTD 03/13/2024 4.900% 03/12/2027	02665WFD8	35,000.00	TD Secur		101.40	35,489.16	508.41	505.54	2.30	4.31
NORTHWESTERN MUTUAL GLBL DTD 03/25/2024 5.070% 03/25/2027	66815L2R9	25,000.00	MorganSt		102.15	25,538.15	540.90	540.47	2.33	4.18

**Managed Account Fair Market Value & Analytics**

For the Month Ending **August 31, 2024**

**CITY OF DORAL STORM WATER PORTFOLIO - [REDACTED]**

<b>Security Type/Description</b>	<b>CUSIP</b>	<b>Par</b>	<b>Broker</b>	<b>Next Call Date</b>	<b>Market Price</b>	<b>Market Value</b>	<b>Unreal G/L On Cost</b>	<b>Unreal G/L Amort Cost</b>	<b>Effective Duration</b>	<b>YTM at Mkt</b>
<b>Corporate Note</b>										
HORMEL FOODS CORP (CALLABLE) DTD 03/08/2024 4.800% 03/30/2027	440452AK6	20,000.00	WellsFar	02/28/27	101.36	20,271.14	290.54	287.06	2.30	4.24
HORMEL FOODS CORP (CALLABLE) DTD 03/08/2024 4.800% 03/30/2027	440452AK6	45,000.00	TWEB	02/28/27	101.36	45,610.07	174.02	182.43	2.30	4.24
BMW US CAPITAL LLC DTD 04/02/2024 4.900% 04/02/2027	05565ECH6	70,000.00	JPMorgan		101.26	70,882.35	965.65	954.73	2.35	4.38
ADOBE INC (CALLABLE) DTD 04/04/2024 4.850% 04/04/2027	00724PAE9	25,000.00	BOFAML	03/04/27	101.62	25,404.85	417.35	415.74	2.31	4.18
TORONTO-DOMINION BANK DTD 04/05/2024 4.980% 04/05/2027	89115A2W1	70,000.00	TD Secur		101.36	70,950.53	950.53	950.53	2.36	4.42
BRIGHTHSE FIN GLBL FUND DTD 04/11/2024 5.550% 04/09/2027	10921U2J6	40,000.00	JPMorgan		101.30	40,519.56	531.56	530.09	2.34	5.01
UNITEDHEALTH GROUP INC (CALLABLE) DTD 03/21/2024 4.600% 04/15/2027	91324PEY4	70,000.00	BOFAML	03/15/27	101.16	70,814.38	1,302.28	1,235.65	2.35	4.12
PACCAR FINANCIAL CORP DTD 05/13/2024 5.000% 05/13/2027	69371RT22	25,000.00	WellsFar		102.22	25,554.80	574.05	572.20	2.46	4.12
GOLDMAN SACHS BANK USA (CALLABLE) DTD 05/21/2024 5.414% 05/21/2027	38151LAG5	55,000.00	GoldmanS	05/21/26	101.13	55,619.80	619.80	619.80	1.62	5.22
CANADIAN IMPERIAL BANK DTD 06/28/2024 5.237% 06/28/2027	13607L8C0	25,000.00	CIBC		102.16	25,540.50	540.50	540.50	2.57	4.41
PNC FINANCIAL SERVICES (CALLABLE) DTD 07/23/2024 5.102% 07/23/2027	693475BY0	45,000.00	PNCBank	07/23/26	100.84	45,378.77	378.77	378.77	1.78	5.14
BLACKROCK FUNDING INC (CALLABLE) DTD 07/26/2024 4.600% 07/26/2027	09290DAH4	45,000.00	BOFAML	06/26/27	101.42	45,640.89	642.24	642.10	2.63	4.07
HONEYWELL INTERNATIONAL (CALLABLE) DTD 08/01/2024 4.650% 07/30/2027	438516CX2	40,000.00	Deutsche	06/30/27	101.32	40,527.56	528.76	528.64	2.64	4.16
PRINCIPAL LFE GLB FND II DTD 08/19/2024 4.600% 08/19/2027	74256LFA2	10,000.00	Deutsche		100.47	10,047.33	55.13	55.04	2.73	4.43
BP CAP MARKETS AMERICA (CALLABLE) DTD 05/17/2024 5.017% 11/17/2027	10373OBY5	55,000.00	Deutsche	10/17/27	102.17	56,191.58	1,191.58	1,191.58	2.85	4.29
MORGAN STANLEY (CALLABLE) DTD 04/19/2024 5.652% 04/13/2028	61747YFP5	10,000.00	MorganSt	04/13/27	102.64	10,264.27	264.27	264.27	2.37	5.04
BANK OF NY MELLON CORP (CALLABLE) DTD 07/22/2024 4.890% 07/21/2028	06406RBX4	60,000.00	MorganSt	07/21/27	101.09	60,655.86	655.86	655.86	2.65	4.90



Managed Account Fair Market Value & Analytics

For the Month Ending August 31, 2024

CITY OF DORAL STORM WATER PORTFOLIO - [REDACTED]

Security Type/Description Dated Date/Coupon/Maturity	CUSIP	Par	Broker	Next Call Date	Market Price	Market Value	Unreal G/L On Cost	Unreal G/L Amort Cost	Effective Duration	YTM at Mkt
<b>Corporate Note</b>										
JPMORGAN CHASE & CO (CALLABLE) DTD 07/22/2024 4.979% 07/22/2028	46647PEL6	45,000.00	JPMorgan	07/22/27	101.29	45,579.69	579.69	579.69	2.65	4.93
<b>Security Type Sub-Total</b>		<b>2,010,000.00</b>				<b>2,030,984.07</b>	<b>21,508.12</b>	<b>21,411.00</b>	<b>1.80</b>	<b>4.68</b>
<b>Asset-Backed Security</b>										
HAROT 2021-3 A3 DTD 08/25/2021 0.410% 11/18/2025	43815EAC8	6,819.35	Barclays		98.97	6,749.27	(69.98)	(70.05)	0.21	5.43
CARMX 2021-1 A3 DTD 01/27/2021 0.340% 12/15/2025	14316NAC3	1,645.52	OTHER		99.78	1,641.97	(3.22)	(3.46)	0.04	5.98
HAROT 2021-4 A3 DTD 11/24/2021 0.880% 01/21/2026	43815GAC3	7,836.40	BOFAML		98.39	7,710.23	(124.51)	(125.62)	0.35	5.48
DTRT 2022-1 A3 DTD 10/19/2022 5.230% 02/17/2026	233869AC0	24,302.86	JPMorgan		99.98	24,298.59	(2.66)	(3.56)	0.40	5.33
HAROT 2022-1 A3 DTD 02/23/2022 1.880% 05/15/2026	43815BAC4	23,030.80	JPMorgan		98.44	22,672.32	(355.01)	(357.08)	0.46	5.31
FORDO 2022-A A3 DTD 01/24/2022 1.290% 06/15/2026	345286AC2	9,089.10	Citigrou		98.54	8,956.54	(131.47)	(132.11)	0.39	5.06
CARMX 2021-3 A3 DTD 07/28/2021 0.550% 06/15/2026	14317DAC4	15,259.98	RBC Capi		98.24	14,991.24	(266.24)	(267.83)	0.35	5.56
BMWOT 2022-A A3 DTD 05/18/2022 3.210% 08/25/2026	05602RAD3	12,969.68	RBC Capi		99.07	12,848.79	(120.22)	(120.58)	0.50	5.09
CARMX 2021-4 A3 DTD 09/22/2021 0.560% 09/15/2026	14317JAD9	8,992.58	Barclays		97.97	8,810.27	(181.29)	(181.89)	0.43	5.27
JDOT 2022-A A3 DTD 03/16/2022 2.320% 09/15/2026	47787JAC2	16,253.82	BOFAML		98.55	16,017.70	(232.52)	(234.49)	0.49	5.30
HART 2022-A A3 DTD 03/16/2022 2.220% 10/15/2026	448977AD0	26,187.58	BOFAML		98.51	25,796.34	(390.24)	(390.78)	0.46	5.45
ALLYA 2022-1 A3 DTD 05/18/2022 3.310% 11/15/2026	02008JAC0	28,743.16	Barclays		99.17	28,505.77	(231.83)	(234.66)	0.47	5.10
GMCAR 2022-1 A3 DTD 01/19/2022 1.260% 11/16/2026	380146AC4	8,874.31	BNPPSA		98.31	8,724.23	(149.30)	(149.72)	0.43	5.19
CNH 2021-C A3 DTD 10/27/2021 0.810% 12/15/2026	12598LAC0	10,674.94	WellsFar		97.86	10,446.53	(227.17)	(227.86)	0.52	4.95

**Managed Account Fair Market Value & Analytics**

For the Month Ending **August 31, 2024**

**CITY OF DORAL STORM WATER PORTFOLIO - [REDACTED]**

<b>Security Type/Description</b>	<b>Dated Date/Coupon/Maturity</b>	<b>CUSIP</b>	<b>Par</b>	<b>Broker</b>	<b>Next Call Date</b>	<b>Market Price</b>	<b>Market Value</b>	<b>Unreal G/L On Cost</b>	<b>Unreal G/L Amort Cost</b>	<b>Effective Duration</b>	<b>YTM at Mkt</b>
<b>Asset-Backed Security</b>											
HDMOT 2022-A A3		41284YAD8	16,044.09	WellsFar		99.04	15,889.70	(151.72)	(153.03)	0.45	5.20
DTD 04/20/2022 3.060% 02/15/2027											
GMCAR 2022-2 A3		362585AC5	12,989.59	RBC Capi		98.78	12,830.66	(156.21)	(157.55)	0.59	5.19
DTD 04/13/2022 3.100% 02/16/2027											
CARMX 2022-2 A3		14317HAC5	20,617.39	BOFAML		99.00	20,410.91	(203.34)	(204.87)	0.59	5.21
DTD 04/28/2022 3.490% 02/16/2027											
COPAR 2022-1 A3		14043QAC6	18,193.29	WellsFar		98.71	17,959.05	(230.27)	(232.13)	0.69	5.05
DTD 05/04/2022 3.170% 04/15/2027											
TAOT 2022-C A3		89231CAD9	18,600.27	Citigrou		99.20	18,450.54	(146.63)	(147.99)	0.75	4.87
DTD 08/16/2022 3.760% 04/15/2027											
DCENT 2022-A2 A		254683CS2	60,000.00	RBC Capi		98.83	59,295.60	(699.52)	(701.74)	0.68	5.07
DTD 05/26/2022 3.320% 05/15/2027											
COPAR 2022-2 A3		14043GAD6	22,623.55	JPMorgan		99.02	22,402.70	(219.23)	(219.93)	0.77	4.95
DTD 08/10/2022 3.660% 05/17/2027											
JDOT 2022-C A3		47800BAC2	47,597.79	Citigrou		100.10	47,643.25	49.15	47.67	0.82	5.03
DTD 10/19/2022 5.090% 06/15/2027											
CNH 2022-A A3		12660DAC1	20,658.44	Citigrou		98.27	20,300.84	(356.07)	(356.77)	0.84	5.03
DTD 03/31/2022 2.940% 07/15/2027											
DCENT 2022-A3 A3		254683CW3	55,000.00	BOFAML		98.91	54,400.94	(592.23)	(595.08)	0.84	4.89
DTD 08/09/2022 3.560% 07/15/2027											
CARMX 2022-4 A3		14318UAD3	68,201.70	Barclays		100.34	68,434.74	249.03	242.91	0.80	4.97
DTD 10/31/2022 5.340% 08/16/2027											
MBART 2022-1 A3		58768PAC8	68,988.90	SMBC		100.21	69,131.85	156.59	151.48	0.79	5.00
DTD 11/22/2022 5.210% 08/16/2027											
BACCT 2022-A1 A1		05522RDE5	20,000.00	BOFAML		98.96	19,791.64	(207.11)	(207.62)	0.76	4.93
DTD 06/16/2022 3.530% 11/15/2027											
HAROT 2023-2 A3		43792TAC0	30,000.00	Barclays		100.29	30,088.17	93.03	91.66	1.34	4.76
DTD 05/30/2023 4.930% 11/15/2027											
FORDO 2023-A A3		344928AD8	25,000.00	BNPPSA		99.89	24,972.38	(25.01)	(25.77)	1.08	4.80
DTD 03/31/2023 4.650% 02/15/2028											
TAOT 2023-B A3		891941AD8	35,000.00	RBC Capi		100.01	35,004.58	6.54	6.01	1.32	4.75
DTD 05/23/2023 4.710% 02/15/2028											
BAAT 2023-1A A3		06428AAC2	35,000.00	BOFAML		101.02	35,357.46	358.79	358.47	1.37	4.85
DTD 07/31/2023 5.530% 02/15/2028											

**Managed Account Fair Market Value & Analytics**

For the Month Ending **August 31, 2024**

**CITY OF DORAL STORM WATER PORTFOLIO - [REDACTED]**

<b>Security Type/Description</b>	<b>CUSIP</b>	<b>Par</b>	<b>Broker</b>	<b>Next Call Date</b>	<b>Market Price</b>	<b>Market Value</b>	<b>Unreal G/L On Cost</b>	<b>Unreal G/L Amort Cost</b>	<b>Effective Duration</b>	<b>YTM at Mkt</b>
<b>Asset-Backed Security</b>										
GMCAR 2023-2 A3 DTD 04/12/2023 4.470% 02/16/2028	362583AD8	25,000.00	BOFAML		99.72	24,929.18	(70.13)	(70.33)	1.12	4.77
BMWOT 2023-A A3 DTD 07/18/2023 5.470% 02/25/2028	05592XAD2	15,000.00	TD Secur		100.99	15,149.09	151.75	151.10	1.16	4.68
NAROT 2023-B A3 DTD 10/25/2023 5.930% 03/15/2028	65480MAD5	20,000.00	MIZU		101.76	20,351.90	355.96	355.21	1.30	4.66
HART 2023-B A3 DTD 07/19/2023 5.480% 04/17/2028	44933XAD9	20,000.00	Barclays		101.23	20,246.58	247.45	247.25	1.33	4.62
USAOT 2023-A A3 DTD 09/15/2023 5.580% 05/15/2028	90291VAC4	80,000.00	JPMorgan		100.96	80,770.56	784.56	781.78	1.25	4.87
ALLYA 2023-1 A3 DTD 07/19/2023 5.460% 05/15/2028	02007WAC2	100,000.00	SUMITR		100.98	100,982.10	1,700.85	1,567.10	1.24	4.74
BAAT 2023-2A A3 DTD 11/21/2023 5.740% 06/15/2028	06054YAC1	70,000.00	BOFAML		101.70	71,190.21	1,191.48	1,247.98	1.60	4.75
HAROT 2023-4 A3 DTD 11/08/2023 5.670% 06/21/2028	438123AC5	15,000.00	JPMorgan		101.93	15,289.22	291.86	291.42	1.59	4.53
TAOT 2023-D A3 DTD 11/14/2023 5.540% 08/15/2028	89239FAD4	20,000.00	JPMorgan		102.03	20,405.38	407.54	407.15	1.72	4.43
HAROT 2024-1 A3 DTD 02/21/2024 5.210% 08/15/2028	437918AC9	55,000.00	SUMITR		101.21	55,664.40	666.79	666.36	1.74	4.58
FITAT 2023-1 A3 DTD 08/23/2023 5.530% 08/15/2028	31680EAD3	70,000.00	JPMorgan		101.07	70,746.55	750.89	750.00	1.41	4.84
CHAIT 2023-A1 A DTD 09/15/2023 5.160% 09/15/2028	161571HT4	100,000.00	JPMorgan		101.67	101,670.70	1,698.42	1,693.62	1.89	4.34
TAOT 2024-A A3 DTD 01/30/2024 4.830% 10/16/2028	89238DAD0	20,000.00	BOFAML		100.60	20,120.92	124.92	124.43	1.73	4.53
HART 2023-C A3 DTD 11/13/2023 5.540% 10/16/2028	44918CAD4	30,000.00	BNPPSA		101.92	30,576.15	580.09	579.46	1.71	4.49
JDOT 2024-A A3 DTD 03/19/2024 4.960% 11/15/2028	47800RAD5	15,000.00	Citigrou		101.22	15,182.64	183.48	190.94	1.88	4.37
MBART 2023-2 A3 DTD 10/25/2023 5.950% 11/15/2028	58769FAC9	30,000.00	BOFAML		102.30	30,690.42	692.98	692.54	1.52	4.52
GMCAR 2024-1 A3 DTD 01/17/2024 4.850% 12/18/2028	36268GAD7	10,000.00	Barclays		100.81	10,080.73	82.74	82.51	1.72	4.43

**Managed Account Fair Market Value & Analytics**

For the Month Ending **August 31, 2024**

**CITY OF DORAL STORM WATER PORTFOLIO - [REDACTED]**

<b>Security Type/Description</b> <b>Dated Date/Coupon/Maturity</b>	<b>CUSIP</b>	<b>Par</b>	<b>Broker</b>	<b>Next Call Date</b>	<b>Market Price</b>	<b>Market Value</b>	<b>Unreal G/L On Cost</b>	<b>Unreal G/L Amort Cost</b>	<b>Effective Duration</b>	<b>YTM at Mkt</b>
<b>Asset-Backed Security</b>										
HART 2024-B A3 DTD 07/24/2024 4.840% 03/15/2029	44934OAD3	30,000.00	Citigrou		101.06	30,318.09	322.62	322.48	2.18	4.40
JDOT 2024-B A3 DTD 06/18/2024 5.200% 03/15/2029	47786WAD2	35,000.00	RBC Capi		102.03	35,711.41	718.25	717.91	2.17	4.34
TAOT 2024-C A3 DTD 07/30/2024 4.880% 03/15/2029	89237OAD2	40,000.00	MUFG		101.19	40,474.48	474.50	474.48	2.17	4.39
WOART 2024-A A3 DTD 02/14/2024 4.860% 03/15/2029	98164RAD8	50,000.00	MIZU		100.92	50,462.05	468.64	467.94	1.95	4.40
CHAOT 2024-1A A3 DTD 03/27/2024 5.130% 05/25/2029	16144BAC2	20,000.00	JPMorgan		101.40	20,280.04	281.37	281.21	2.04	4.50
CNH 2024-A A3 DTD 01/24/2024 4.770% 06/15/2029	18978FAC0	20,000.00	BOFAML		100.83	20,166.60	171.33	192.31	1.99	4.40
<b>Security Type Sub-Total</b>		<b>1,665,195.08</b>				<b>1,671,994.20</b>	<b>7,718.47</b>	<b>7,610.88</b>	<b>1.23</b>	<b>4.80</b>
<b>Managed Account Sub-Total</b>		<b>9,391,173.57</b>				<b>9,447,863.68</b>	<b>68,854.38</b>	<b>63,722.68</b>	<b>1.74</b>	<b>4.29</b>
<b>Securities Sub-Total</b>		<b>\$9,391,173.57</b>				<b>\$9,447,863.68</b>	<b>\$68,854.38</b>	<b>\$63,722.68</b>	<b>1.74</b>	<b>4.29%</b>
<b>Accrued Interest</b>						<b>\$78,002.90</b>				
<b>Total Investments</b>						<b>\$9,525,866.58</b>				

**Managed Account Security Transactions & Interest**

For the Month Ending **August 31, 2024**

CITY OF DORAL STORM WATER PORTFOLIO - [REDACTED]

Transaction Type		Security Description	CUSIP	Par	Principal Proceeds	Accrued Interest	Total	Realized G/L Cost	Realized G/L Amort Cost	Sale Method
Trade	Settle									
<b>BUY</b>										
07/29/24	08/01/24	HONEYWELL INTERNATIONAL (CALLABLE) DTD 08/01/2024 4.650% 07/30/2027	438516CX2	40,000.00	(39,998.80)	0.00	(39,998.80)			
08/01/24	08/02/24	US TREASURY N/B DTD 08/15/2023 4.375% 08/15/2026	91282CHU8	325,000.00	(326,053.71)	(6,601.56)	(332,655.27)			
08/06/24	08/09/24	TOYOTA MOTOR CREDIT CORP DTD 08/09/2024 4.550% 08/07/2026	89236TMJ1	10,000.00	(9,993.80)	0.00	(9,993.80)			
08/07/24	08/09/24	TOYOTA MOTOR CREDIT CORP DTD 08/09/2024 4.550% 08/07/2026	89236TMJ1	20,000.00	(20,009.60)	0.00	(20,009.60)			
08/09/24	08/12/24	HORMEL FOODS CORP (CALLABLE) DTD 03/08/2024 4.800% 03/30/2027	440452AK6	45,000.00	(45,436.05)	(924.00)	(46,360.05)			
08/12/24	08/19/24	PRINCIPAL LFE GLB FND II DTD 08/19/2024 4.600% 08/19/2027	74256LFA2	10,000.00	(9,992.20)	0.00	(9,992.20)			
<b>Transaction Type Sub-Total</b>				<b>450,000.00</b>	<b>(451,484.16)</b>	<b>(7,525.56)</b>	<b>(459,009.72)</b>			

<b>INTEREST</b>										
08/01/24	08/01/24	GNR 2020-H02 DA DTD 01/01/2020 2.250% 12/01/2069	38380LV67		0.00	64.40	64.40			
08/01/24	08/01/24	GNR 2014-H19 HA DTD 09/01/2014 3.000% 09/01/2064	38375UPV6		0.00	23.18	23.18			
08/01/24	08/01/24	GNR 2019-H12 JA DTD 07/01/2019 2.500% 07/01/2069	38380LXE8		0.00	57.88	57.88			
08/01/24	08/01/24	MONEY MARKET FUND DTD 01/01/2010 0.000% --	MONEY0002		0.00	337.99	337.99			
08/01/24	08/15/24	FHR 3842 PH DTD 04/01/2011 4.000% 04/01/2041	3137A9OP4		0.00	25.00	25.00			
08/01/24	08/15/24	GN 646043 DTD 10/01/2007 6.500% 10/01/2037	36292DWC2		0.00	116.81	116.81			
08/01/24	08/25/24	FN BM4614 DTD 10/01/2018 3.000% 03/01/2033	3140J9DU2		0.00	44.39	44.39			
08/01/24	08/25/24	FN FM4174 DTD 09/01/2020 3.000% 11/01/2032	3140X7T82		0.00	82.74	82.74			
08/01/24	08/25/24	FHMS K736 A2 DTD 09/01/2019 2.282% 07/01/2026	3137FNWX4		0.00	95.08	95.08			

**Managed Account Security Transactions & Interest**

For the Month Ending **August 31, 2024**

CITY OF DORAL STORM WATER PORTFOLIO - [REDACTED]

Transaction Type		Security Description	CUSIP	Par	Principal Proceeds	Accrued Interest	Total	Realized G/L Cost	Realized G/L Amort Cost	Sale Method
Trade	Settle									
<b>INTEREST</b>										
08/05/24	08/05/24	NATIONAL RURAL UTIL COOP (CALLABLE) DTD 02/05/2024 4.800% 02/05/2027	63743HFM9		0.00	1,680.00	1,680.00			
08/06/24	08/06/24	STATE STREET CORP (CALLABLE) DTD 02/07/2022 1.746% 02/06/2026	857477BR3		0.00	174.60	174.60			
08/08/24	08/08/24	TEXAS INSTRUMENTS INC (CALLABLE) DTD 02/08/2024 4.600% 02/08/2027	882508CE2		0.00	1,035.00	1,035.00			
08/09/24	08/09/24	ELI LILLY & CO (CALLABLE) DTD 02/09/2024 4.500% 02/09/2027	532457CJ5		0.00	1,012.50	1,012.50			
08/14/24	08/14/24	TOYOTA MOTOR CREDIT CORP DTD 08/14/2023 5.000% 08/14/2026	89236TKX2		0.00	875.00	875.00			
08/15/24	08/15/24	USAOT 2023-A A3 DTD 09/15/2023 5.580% 05/15/2028	90291VAC4		0.00	372.00	372.00			
08/15/24	08/15/24	TAOT 2023-B A3 DTD 05/23/2023 4.710% 02/15/2028	891941AD8		0.00	137.38	137.38			
08/15/24	08/15/24	HDMOT 2022-A A3 DTD 04/20/2022 3.060% 02/15/2027	41284YAD8		0.00	45.11	45.11			
08/15/24	08/15/24	BAAT 2023-2A A3 DTD 11/21/2023 5.740% 06/15/2028	06054YAC1		0.00	334.83	334.83			
08/15/24	08/15/24	CNH 2021-C A3 DTD 10/27/2021 0.810% 12/15/2026	12598LAC0		0.00	8.21	8.21			
08/15/24	08/15/24	TAOT 2023-D A3 DTD 11/14/2023 5.540% 08/15/2028	89239FAD4		0.00	92.33	92.33			
08/15/24	08/15/24	TAOT 2024-C A3 DTD 07/30/2024 4.880% 03/15/2029	89237OAD2		0.00	81.33	81.33			
08/15/24	08/15/24	HAROT 2024-1 A3 DTD 02/21/2024 5.210% 08/15/2028	437918AC9		0.00	238.79	238.79			
08/15/24	08/15/24	ALLYA 2023-1 A3 DTD 07/19/2023 5.460% 05/15/2028	02007WAC2		0.00	455.00	455.00			
08/15/24	08/15/24	HART 2022-A A3 DTD 03/16/2022 2.220% 10/15/2026	448977AD0		0.00	53.30	53.30			
08/15/24	08/15/24	JDOT 2024-B A3 DTD 06/18/2024 5.200% 03/15/2029	47786WAD2		0.00	151.67	151.67			

**Managed Account Security Transactions & Interest**

For the Month Ending **August 31, 2024**

CITY OF DORAL STORM WATER PORTFOLIO - [REDACTED]

Transaction Type		Security Description	CUSIP	Par	Principal Proceeds	Accrued Interest	Total	Realized G/L Cost	Realized G/L Amort Cost	Sale Method
Trade	Settle									
<b>INTEREST</b>										
08/15/24	08/15/24	HAROT 2022-1 A3 DTD 02/23/2022 1.880% 05/15/2026	43815BAC4		0.00	39.95	39.95			
08/15/24	08/15/24	CARMX 2021-1 A3 DTD 01/27/2021 0.340% 12/15/2025	14316NAC3		0.00	1.27	1.27			
08/15/24	08/15/24	MBART 2023-2 A3 DTD 10/25/2023 5.950% 11/15/2028	58769FAC9		0.00	148.75	148.75			
08/15/24	08/15/24	BACCT 2022-A1 A1 DTD 06/16/2022 3.530% 11/15/2027	05522RDE5		0.00	58.83	58.83			
08/15/24	08/15/24	HART 2023-C A3 DTD 11/13/2023 5.540% 10/16/2028	44918CAD4		0.00	138.50	138.50			
08/15/24	08/15/24	MBART 2022-1 A3 DTD 11/22/2022 5.210% 08/16/2027	58768PAC8		0.00	319.64	319.64			
08/15/24	08/15/24	ALLYA 2022-1 A3 DTD 05/18/2022 3.310% 11/15/2026	02008JAC0		0.00	86.80	86.80			
08/15/24	08/15/24	US TREASURY N/B DTD 02/15/2024 4.125% 02/15/2027	91282CKA8		0.00	4,743.75	4,743.75			
08/15/24	08/15/24	CHAIT 2023-A1 A DTD 09/15/2023 5.160% 09/15/2028	161571HT4		0.00	430.00	430.00			
08/15/24	08/15/24	JDOT 2022-A A3 DTD 03/16/2022 2.320% 09/15/2026	47787JAC2		0.00	34.80	34.80			
08/15/24	08/15/24	FORDO 2022-A A3 DTD 01/24/2022 1.290% 06/15/2026	345286AC2		0.00	11.01	11.01			
08/15/24	08/15/24	BAAT 2023-1A A3 DTD 07/31/2023 5.530% 02/15/2028	06428AAC2		0.00	161.29	161.29			
08/15/24	08/15/24	JDOT 2022-C A3 DTD 10/19/2022 5.090% 06/15/2027	47800BAC2		0.00	212.08	212.08			
08/15/24	08/15/24	COPAR 2022-1 A3 DTD 05/04/2022 3.170% 04/15/2027	14043QAC6		0.00	51.49	51.49			
08/15/24	08/15/24	CARMX 2021-3 A3 DTD 07/28/2021 0.550% 06/15/2026	14317DAC4		0.00	7.90	7.90			
08/15/24	08/15/24	FITAT 2023-1 A3 DTD 08/23/2023 5.530% 08/15/2028	31680EAD3		0.00	322.58	322.58			
08/15/24	08/15/24	CARMX 2022-4 A3 DTD 10/31/2022 5.340% 08/16/2027	14318UAD3		0.00	311.50	311.50			

**Managed Account Security Transactions & Interest**

For the Month Ending **August 31, 2024**

CITY OF DORAL STORM WATER PORTFOLIO - [REDACTED]

Transaction Type		Security Description	CUSIP	Par	Principal Proceeds	Accrued Interest	Total	Realized G/L Cost	Realized G/L Amort Cost	Sale Method
Trade	Settle									
<b>INTEREST</b>										
08/15/24	08/15/24	FORDO 2023-A A3 DTD 03/31/2023 4.650% 02/15/2028	344928AD8		0.00	96.88	96.88			
08/15/24	08/15/24	DTRT 2022-1 A3 DTD 10/19/2022 5.230% 02/17/2026	233869AC0		0.00	119.74	119.74			
08/15/24	08/15/24	NAROT 2023-B A3 DTD 10/25/2023 5.930% 03/15/2028	65480MAD5		0.00	98.83	98.83			
08/15/24	08/15/24	CNH 2024-A A3 DTD 01/24/2024 4.770% 06/15/2029	18978FAC0		0.00	79.50	79.50			
08/15/24	08/15/24	HART 2024-B A3 DTD 07/24/2024 4.840% 03/15/2029	44934OAD3		0.00	84.70	84.70			
08/15/24	08/15/24	DCENT 2022-A3 A3 DTD 08/09/2022 3.560% 07/15/2027	254683CW3		0.00	163.17	163.17			
08/15/24	08/15/24	US TREASURY N/B DTD 02/15/2023 4.000% 02/15/2026	91282CGL9		0.00	6,700.00	6,700.00			
08/15/24	08/15/24	TAOT 2024-A A3 DTD 01/30/2024 4.830% 10/16/2028	89238DAD0		0.00	80.50	80.50			
08/15/24	08/15/24	DCENT 2022-A2 A DTD 05/26/2022 3.320% 05/15/2027	254683CS2		0.00	166.00	166.00			
08/15/24	08/15/24	US TREASURY N/B DTD 08/15/2023 4.375% 08/15/2026	91282CHU8		0.00	13,890.63	13,890.63			
08/15/24	08/15/24	COPAR 2022-2 A3 DTD 08/10/2022 3.660% 05/17/2027	14043GAD6		0.00	73.52	73.52			
08/15/24	08/15/24	CARMX 2022-2 A3 DTD 04/28/2022 3.490% 02/16/2027	14317HAC5		0.00	64.71	64.71			
08/15/24	08/15/24	HART 2023-B A3 DTD 07/19/2023 5.480% 04/17/2028	44933XAD9		0.00	91.33	91.33			
08/15/24	08/15/24	CNH 2022-A A3 DTD 03/31/2022 2.940% 07/15/2027	12660DAC1		0.00	52.05	52.05			
08/15/24	08/15/24	HAROT 2023-2 A3 DTD 05/30/2023 4.930% 11/15/2027	437927AC0		0.00	123.25	123.25			
08/15/24	08/15/24	JDOT 2024-A A3 DTD 03/19/2024 4.960% 11/15/2028	47800RAD5		0.00	62.00	62.00			
08/15/24	08/15/24	WOART 2024-A A3 DTD 02/14/2024 4.860% 03/15/2029	98164RAD8		0.00	202.50	202.50			



**Managed Account Security Transactions & Interest**

For the Month Ending **August 31, 2024**

CITY OF DORAL STORM WATER PORTFOLIO - [REDACTED]

Transaction Type		Security Description	CUSIP	Par	Principal Proceeds	Accrued Interest	Total	Realized G/L Cost	Realized G/L Amort Cost	Sale Method
Trade	Settle									
<b>INTEREST</b>										
08/15/24	08/15/24	TAOT 2022-C A3 DTD 08/16/2022 3.760% 04/15/2027	89231CAD9		0.00	62.01	62.01			
08/15/24	08/15/24	CARMX 2021-4 A3 DTD 09/22/2021 0.560% 09/15/2026	14317JAD9		0.00	4.63	4.63			
08/16/24	08/16/24	GMCAR 2024-1 A3 DTD 01/17/2024 4.850% 12/18/2028	36268GAD7		0.00	40.42	40.42			
08/16/24	08/16/24	GMCAR 2022-1 A3 DTD 01/19/2022 1.260% 11/16/2026	380146AC4		0.00	10.30	10.30			
08/16/24	08/16/24	GMCAR 2023-2 A3 DTD 04/12/2023 4.470% 02/16/2028	362583AD8		0.00	93.13	93.13			
08/16/24	08/16/24	GMCAR 2022-2 A3 DTD 04/13/2022 3.100% 02/16/2027	362585AC5		0.00	36.20	36.20			
08/18/24	08/18/24	HAROT 2021-3 A3 DTD 08/25/2021 0.410% 11/18/2025	43815EAC8		0.00	2.87	2.87			
08/21/24	08/21/24	HAROT 2021-4 A3 DTD 11/24/2021 0.880% 01/21/2026	43815GAC3		0.00	6.55	6.55			
08/21/24	08/21/24	HAROT 2023-4 A3 DTD 11/08/2023 5.670% 06/21/2028	438123AC5		0.00	70.88	70.88			
08/22/24	08/22/24	BRISTOL-MYERS SQUIBB CO (CALLABLE) DTD 02/22/2024 4.900% 02/22/2027	110122EE4		0.00	367.50	367.50			
08/25/24	08/25/24	BMWOT 2023-A A3 DTD 07/18/2023 5.470% 02/25/2028	05592XAD2		0.00	68.38	68.38			
08/25/24	08/25/24	BMWOT 2022-A A3 DTD 05/18/2022 3.210% 08/25/2026	05602RAD3		0.00	38.19	38.19			
08/25/24	08/25/24	CHAOT 2024-1A A3 DTD 03/27/2024 5.130% 05/25/2029	16144BAC2		0.00	85.50	85.50			
08/26/24	08/26/24	ASTRAZENECA FINANCE LLC (CALLABLE) DTD 02/26/2024 4.800% 02/26/2027	04636NAK9		0.00	720.00	720.00			
08/26/24	08/26/24	CISCO SYSTEMS INC (CALLABLE) DTD 02/26/2024 4.800% 02/26/2027	17275RBQ4		0.00	1,080.00	1,080.00			
08/28/24	08/28/24	PACIFIC LIFE GF II DTD 08/30/2023 5.500% 08/28/2026	6944PL2W8		0.00	412.50	412.50			

**Managed Account Security Transactions & Interest**

For the Month Ending **August 31, 2024**

**CITY OF DORAL STORM WATER PORTFOLIO - [REDACTED]**

Transaction Type	Trade	Settle	Security Description	CUSIP	Par	Principal Proceeds	Accrued Interest	Total	Realized G/L Cost	Realized G/L Amort Cost	Sale Method
<b>Transaction Type Sub-Total</b>						<b>0.00</b>	<b>39,923.03</b>	<b>39,923.03</b>			

**MATURITY**

08/01/24	08/01/24	BB&T CORPORATION CORP BONDS DTD 07/29/2019 2.500% 08/01/2024	05531FBH5	65,000.00	65,000.00	812.50	65,812.50	(3,607.50)	0.00	
08/01/24	08/01/24	FHMS K728 A2 FLOATING DTD 11/01/2017 3.064% 08/01/2024	3137FBTA4	0.03	0.03	0.00	0.03	0.00	0.00	

<b>Transaction Type Sub-Total</b>				<b>65,000.03</b>	<b>65,000.03</b>	<b>812.50</b>	<b>65,812.53</b>	<b>(3,607.50)</b>	<b>0.00</b>	
-----------------------------------	--	--	--	------------------	------------------	---------------	------------------	-------------------	-------------	--

**PAYDOWNS**

08/01/24	08/15/24	FHR 3842 PH DTD 04/01/2011 4.000% 04/01/2041	3137A9OP4	131.93	131.93	0.00	131.93	(9.60)	0.00
08/01/24	08/15/24	GN 646043 DTD 10/01/2007 6.500% 10/01/2037	36292DWC2	82.79	82.79	0.00	82.79	0.00	0.00
08/01/24	08/20/24	GNR 2014-H19 HA DTD 09/01/2014 3.000% 09/01/2064	38375UPV6	1,254.57	1,254.57	0.00	1,254.57	(77.39)	0.00
08/01/24	08/20/24	GNR 2019-H12 JA DTD 07/01/2019 2.500% 07/01/2069	38380LXE8	1,293.61	1,293.61	0.00	1,293.61	(6.82)	0.00
08/01/24	08/20/24	GNR 2020-H02 DA DTD 01/01/2020 2.250% 12/01/2069	38380LV67	969.44	969.44	0.00	969.44	(4.20)	0.00
08/01/24	08/25/24	FN BM4614 DTD 10/01/2018 3.000% 03/01/2033	3140J9DU2	359.04	359.04	0.00	359.04	(23.56)	0.00
08/01/24	08/25/24	FN FM4174 DTD 09/01/2020 3.000% 11/01/2032	3140X7T82	1,240.53	1,240.53	0.00	1,240.53	(75.01)	0.00
08/15/24	08/15/24	DTRT 2022-1 A3 DTD 10/19/2022 5.230% 02/17/2026	233869AC0	3,170.45	3,170.45	0.00	3,170.45	0.21	0.00
08/15/24	08/15/24	CARMX 2022-4 A3 DTD 10/31/2022 5.340% 08/16/2027	14318UAD3	1,798.30	1,798.30	0.00	1,798.30	0.42	0.00
08/15/24	08/15/24	JDOT 2022-A A3 DTD 03/16/2022 2.320% 09/15/2026	47787JAC2	1,745.97	1,745.97	0.00	1,745.97	0.39	0.00
08/15/24	08/15/24	ALLYA 2022-1 A3 DTD 05/18/2022 3.310% 11/15/2026	02008JAC0	2,725.66	2,725.66	0.00	2,725.66	0.53	0.00
08/15/24	08/15/24	MBART 2022-1 A3 DTD 11/22/2022 5.210% 08/16/2027	58768PAC8	4,632.72	4,632.72	0.00	4,632.72	0.92	0.00

**Managed Account Security Transactions & Interest**

For the Month Ending **August 31, 2024**

CITY OF DORAL STORM WATER PORTFOLIO - [REDACTED]

Transaction Type		Security Description	CUSIP	Par	Principal Proceeds	Accrued Interest	Total	Realized G/L Cost	Realized G/L Amort Cost	Sale Method
Trade	Settle									
<b>PAYDOWNS</b>										
08/15/24	08/15/24	HART 2022-A A3 DTD 03/16/2022 2.220% 10/15/2026	448977AD0	2,620.58	2,620.58	0.00	2,620.58	0.10	0.00	
08/15/24	08/15/24	HAROT 2022-1 A3 DTD 02/23/2022 1.880% 05/15/2026	43815BAC4	2,468.15	2,468.15	0.00	2,468.15	0.37	0.00	
08/15/24	08/15/24	JDOT 2022-C A3 DTD 10/19/2022 5.090% 06/15/2027	47800BAC2	2,402.21	2,402.21	0.00	2,402.21	0.19	0.00	
08/15/24	08/15/24	TAOT 2022-C A3 DTD 08/16/2022 3.760% 04/15/2027	89231CAD9	1,190.20	1,190.20	0.00	1,190.20	0.20	0.00	
08/15/24	08/15/24	FORDO 2022-A A3 DTD 01/24/2022 1.290% 06/15/2026	345286AC2	1,155.49	1,155.49	0.00	1,155.49	0.14	0.00	
08/15/24	08/15/24	CARMX 2021-1 A3 DTD 01/27/2021 0.340% 12/15/2025	14316NAC3	2,821.88	2,821.88	0.00	2,821.88	0.56	0.00	
08/15/24	08/15/24	CARMX 2021-3 A3 DTD 07/28/2021 0.550% 06/15/2026	14317DAC4	1,966.02	1,966.02	0.00	1,966.02	0.32	0.00	
08/15/24	08/15/24	HDMOT 2022-A A3 DTD 04/20/2022 3.060% 02/15/2027	41284YAD8	1,647.82	1,647.82	0.00	1,647.82	0.27	0.00	
08/15/24	08/15/24	CARMX 2021-4 A3 DTD 09/22/2021 0.560% 09/15/2026	14317JAD9	936.91	936.91	0.00	936.91	0.11	0.00	
08/15/24	08/15/24	COPAR 2022-1 A3 DTD 05/04/2022 3.170% 04/15/2027	14043OAC6	1,298.89	1,298.89	0.00	1,298.89	0.28	0.00	
08/15/24	08/15/24	CNH 2021-C A3 DTD 10/27/2021 0.810% 12/15/2026	12598LAC0	1,493.72	1,493.72	0.00	1,493.72	0.17	0.00	
08/15/24	08/15/24	CARMX 2022-2 A3 DTD 04/28/2022 3.490% 02/16/2027	14317HAC5	1,631.72	1,631.72	0.00	1,631.72	0.25	0.00	
08/15/24	08/15/24	CNH 2022-A A3 DTD 03/31/2022 2.940% 07/15/2027	12660DAC1	586.76	586.76	0.00	586.76	0.04	0.00	
08/15/24	08/15/24	COPAR 2022-2 A3 DTD 08/10/2022 3.660% 05/17/2027	14043GAD6	1,481.58	1,481.58	0.00	1,481.58	0.11	0.00	
08/16/24	08/16/24	GMCAR 2022-1 A3 DTD 01/19/2022 1.260% 11/16/2026	380146AC4	939.24	939.24	0.00	939.24	0.08	0.00	
08/16/24	08/16/24	GMCAR 2022-2 A3 DTD 04/13/2022 3.100% 02/16/2027	362585AC5	1,023.33	1,023.33	0.00	1,023.33	0.21	0.00	
08/18/24	08/18/24	HAROT 2021-3 A3 DTD 08/25/2021 0.410% 11/18/2025	43815EAC8	1,582.42	1,582.42	0.00	1,582.42	0.02	0.00	

**Managed Account Security Transactions & Interest**

For the Month Ending **August 31, 2024**

CITY OF DORAL STORM WATER PORTFOLIO - [REDACTED]

Transaction Type	Trade	Settle	Security Description	CUSIP	Par	Principal Proceeds	Accrued Interest	Total	Realized G/L Cost	Realized G/L Amort Cost	Sale Method
<b>PAYDOWNS</b>											
	08/21/24	08/21/24	HAROT 2021-4 A3 DTD 11/24/2021 0.880% 01/21/2026	43815GAC3	1,095.36	1,095.36	0.00	1,095.36	0.23	0.00	
	08/25/24	08/25/24	BMWOT 2022-A A3 DTD 05/18/2022 3.210% 08/25/2026	05602RAD3	1,306.42	1,306.42	0.00	1,306.42	0.07	0.03	
<b>Transaction Type Sub-Total</b>					<b>49,053.71</b>	<b>49,053.71</b>	<b>0.00</b>	<b>49,053.71</b>	<b>(190.39)</b>	<b>0.03</b>	
<b>SELL</b>											
	08/01/24	08/02/24	US TREASURY N/B DTD 11/15/2022 4.500% 11/15/2025	91282CFW6	50,000.00	49,992.19	483.02	50,475.21	(521.48)	(232.60)	FIFO
	08/01/24	08/02/24	CINTAS CORPORATION NO. 2 (CALLABLE) DTD 05/03/2022 3.450% 05/01/2025	17252MAP5	20,000.00	19,740.60	174.42	19,915.02	(255.00)	(258.31)	FIFO
	08/01/24	08/02/24	US TREASURY N/B DTD 10/17/2022 4.250% 10/15/2025	91282CFP1	70,000.00	69,753.90	885.99	70,639.89	213.27	(58.68)	FIFO
	08/01/24	08/02/24	US TREASURY N/B DTD 10/17/2022 4.250% 10/15/2025	91282CFP1	15,000.00	14,947.27	189.86	15,137.13	104.89	80.85	FIFO
	08/01/24	08/02/24	3M COMPANY (CALLABLE) DTD 08/26/2019 2.000% 02/14/2025	88579YBH3	60,000.00	58,900.80	560.00	59,460.80	(3,477.60)	(1,424.06)	FIFO
	08/01/24	08/02/24	JOHN DEERE CAPITAL CORP DTD 06/06/2022 3.400% 06/06/2025	24422EWF2	10,000.00	9,865.50	52.89	9,918.39	(132.20)	(133.85)	FIFO
	08/01/24	08/02/24	COMET 2022-A2 A DTD 06/14/2022 3.490% 05/15/2027	14041NGA3	65,000.00	64,167.19	107.12	64,274.31	(822.42)	(826.93)	FIFO
	08/07/24	08/09/24	US TREASURY N/B DTD 08/15/2023 4.375% 08/15/2026	91282CHU8	20,000.00	20,145.31	423.08	20,568.39	335.93	276.55	FIFO
	08/09/24	08/12/24	US TREASURY N/B DTD 02/15/2024 4.125% 02/15/2027	91282CKA8	45,000.00	45,193.36	912.83	46,106.19	457.03	420.20	FIFO
<b>Transaction Type Sub-Total</b>					<b>355,000.00</b>	<b>352,706.12</b>	<b>3,789.21</b>	<b>356,495.33</b>	<b>(4,097.58)</b>	<b>(2,156.83)</b>	
<b>Managed Account Sub-Total</b>						<b>15,275.70</b>	<b>36,999.18</b>	<b>52,274.88</b>	<b>(7,895.47)</b>	<b>(2,156.80)</b>	
<b>Total Security Transactions</b>						<b>\$15,275.70</b>	<b>\$36,999.18</b>	<b>\$52,274.88</b>	<b>(\$7,895.47)</b>	<b>(\$2,156.80)</b>	

**Managed Account Summary Statement**

For the Month Ending **August 31, 2024**

CITY OF DORAL TRANSPORTATION - [REDACTED]

**Transaction Summary - Managed Account**

<b>Opening Market Value</b>	<b>\$12,188,992.12</b>
Maturities/Calls	(140,006.40)
Principal Dispositions	(431,687.72)
Principal Acquisitions	521,846.62
Unsettled Trades	0.00
Change in Current Value	68,957.66
<b>Closing Market Value</b>	<b>\$12,208,102.28</b>

**Cash Transactions Summary - Managed Account**

Maturities/Calls	86,062.50
Sale Proceeds	435,532.43
Coupon/Interest/Dividend Income	49,515.83
Principal Payments	55,006.40
Security Purchases	(586,402.89)
Net Cash Contribution	0.00
Reconciling Transactions	0.00

**Earnings Reconciliation (Cash Basis) - Managed Account**

Interest/Dividends/Coupons Received	54,423.04
Less Purchased Interest Related to Interest/Coupons	(9,557.92)
Plus Net Realized Gains/Losses	(5,088.24)
<b>Total Cash Basis Earnings</b>	<b>\$39,776.88</b>

**Cash Balance**

**Closing Cash Balance** **\$107,072.77**

**Earnings Reconciliation (Accrual Basis)**

	<b>Total</b>
Ending Amortized Value of Securities	12,123,850.96
Ending Accrued Interest	101,651.70
Plus Proceeds from Sales	435,532.43
Plus Proceeds of Maturities/Calls/Principal Payments	141,068.90
Plus Coupons/Dividends Received	49,515.83
Less Cost of New Purchases	(531,404.54)
Less Beginning Amortized Value of Securities	(12,175,608.94)
Less Beginning Accrued Interest	(101,675.92)
<b>Total Accrual Basis Earnings</b>	<b>\$42,930.42</b>

**Portfolio Summary and Statistics**

For the Month Ending **August 31, 2024**

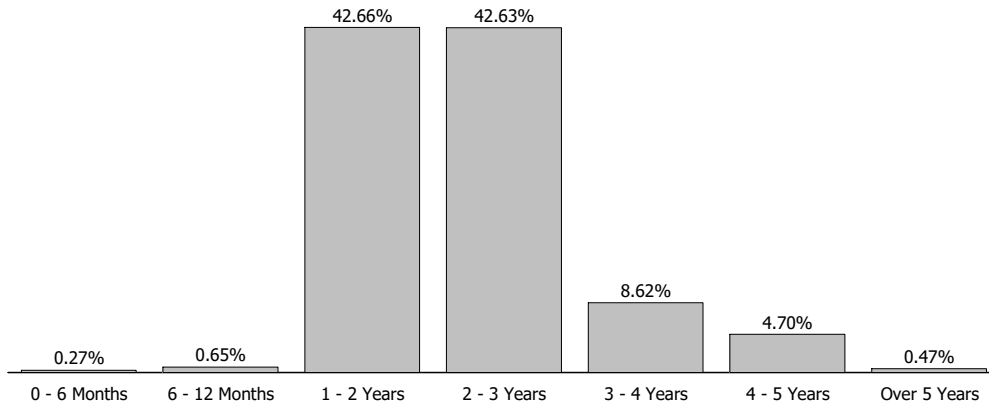
CITY OF DORAL TRANSPORTATION - [REDACTED]

**Account Summary**

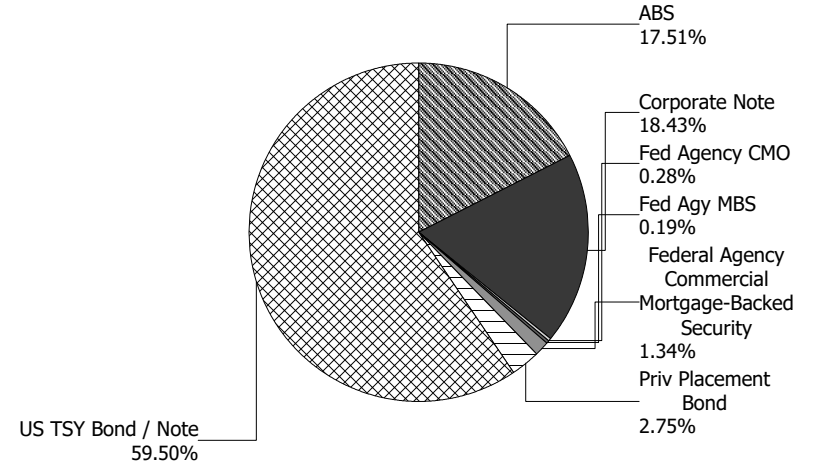
Description	Par Value	Market Value	Percent
U.S. Treasury Bond / Note	7,225,000.00	7,263,965.60	59.50
Federal Agency Mortgage-Backed Security	24,068.89	23,401.32	0.19
Federal Agency Commercial Mortgage-Backed Security	167,240.06	163,281.37	1.34
Federal Agency Collateralized Mortgage Obligation	34,512.78	33,638.64	0.28
Corporate Note	2,560,000.00	2,585,768.94	21.18
Asset-Backed Security	2,128,374.16	2,138,046.41	17.51
<b>Managed Account Sub-Total</b>	<b>12,139,195.89</b>	<b>12,208,102.28</b>	<b>100.00%</b>
Accrued Interest		101,651.70	
<b>Total Portfolio</b>	<b>12,139,195.89</b>	<b>12,309,753.98</b>	

**Unsettled Trades** **0.00** **0.00**

**Maturity Distribution**



**Sector Allocation**



**Characteristics**

Yield to Maturity at Cost	4.44%
Yield to Maturity at Market	4.28%
Weighted Average Days to Maturity	879

**Managed Account Issuer Summary**

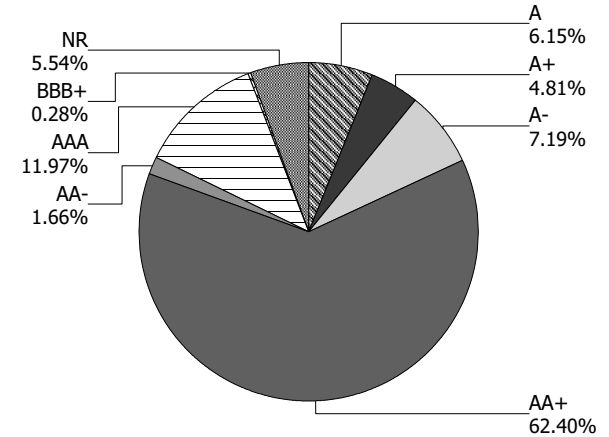
For the Month Ending **August 31, 2024**

CITY OF DORAL TRANSPORTATION - [REDACTED]

**Issuer Summary**

<b>Issuer</b>	<b>Market Value of Holdings</b>	<b>Percent</b>
3M Co	34,517.21	0.28
Adobe Inc	35,566.79	0.29
Ally Auto Receivables Trust	160,050.04	1.31
American Express Co	101,885.10	0.83
AstraZeneca PLC	40,544.08	0.33
BA Credit Card Trust	29,687.46	0.24
Bank of America Corp	256,632.14	2.09
Bank of Montreal	60,747.00	0.50
Bank of New York Mellon Corp	80,874.48	0.66
Bayerische Motoren Werke AG	91,134.45	0.75
BlackRock Inc	55,783.31	0.46
BMW Vehicle Lease Trust	35,617.33	0.29
BP PLC	71,516.55	0.59
Brighthouse Financial Short Term Fundin	50,649.45	0.41
Bristol-Myers Squibb Co	15,239.00	0.12
Canadian Imperial Bank of Commerce	71,804.01	0.59
Capital One Financial Corp	56,506.46	0.46
CarMax Inc	130,319.58	1.07
Caterpillar Inc	85,432.14	0.70
Chase Auto Owner Trust	25,350.05	0.21
Cintas Corp	24,729.05	0.20
Cisco Systems Inc	55,888.31	0.46
CNH Equipment Trust	59,897.34	0.49
Daimler Trucks Retail Trust	30,373.23	0.25
Deere & Co	71,057.63	0.58
Discover Card Execution Note Trust	153,243.90	1.26
Eli Lilly & Co	55,490.16	0.45
Federal Home Loan Mortgage Corp	163,281.37	1.34
Federal National Mortgage Association	23,401.32	0.19
Fifth Third Auto Trust	70,746.55	0.58
Ford Credit Auto Owner Trust	40,714.69	0.33
GM Financial Consumer Automobile Receiv	70,147.04	0.57

**Credit Quality (S&P Ratings)**



**Managed Account Issuer Summary**

For the Month Ending **August 31, 2024**

CITY OF DORAL TRANSPORTATION - [REDACTED]

<b>Issuer</b>	<b>Market Value of Holdings</b>	<b>Percent</b>
Goldman Sachs Group Inc	70,788.83	0.58
Government National Mortgage Associatio	33,638.64	0.28
Harley-Davidson Inc	20,429.61	0.17
Home Depot Inc	20,289.32	0.17
Honda Auto Receivables Owner Trust	167,060.18	1.37
Honda Motor Co Ltd	86,261.32	0.71
Honeywell International Inc	55,725.40	0.46
Hormel Foods Corp	81,084.56	0.66
Hyundai Auto Receivables Trust	134,939.76	1.11
John Deere Owner Trust	148,351.30	1.22
JPMorgan Chase & Co	246,865.71	2.01
Linde PLC	85,157.42	0.70
Mercedes-Benz Auto Receivables Trust	127,981.28	1.05
Morgan Stanley	64,896.43	0.53
National Rural Utilities Cooperative Fi	91,090.62	0.75
New York Life Insurance Co	102,087.20	0.84
Nissan Auto Receivables Owner Trust	25,439.88	0.21
Northwestern Mutual Life Insurance Co	30,645.78	0.25
PACCAR Inc	30,665.76	0.25
Pacific Mutual Holding Co	15,274.03	0.13
PepsiCo Inc	25,489.83	0.21
PNC Financial Services Group Inc	60,505.02	0.50
Principal Life Global Funding II	45,506.22	0.37
State Street Corp	154,980.61	1.27
Texas Instruments Inc	55,581.85	0.46
Toronto-Dominion Bank	91,222.11	0.75
Toyota Auto Receivables Owner Trust	169,320.05	1.39
Toyota Motor Corp	85,732.56	0.70
United States Treasury	7,263,965.60	59.49
UnitedHealth Group Inc	91,047.06	0.75
USAA Auto Owner Trust	80,770.56	0.66
Westpac Banking Corp	75,926.10	0.62
World Omni Auto Trust	60,554.46	0.50



**Managed Account Issuer Summary**

For the Month Ending **August 31, 2024**

CITY OF DORAL TRANSPORTATION - [REDACTED]

---

<b>Total</b>	<b>\$12,208,102.28</b>	<b>100.00%</b>
--------------	------------------------	----------------

**Managed Account Detail of Securities Held**

For the Month Ending **August 31, 2024**

**CITY OF DORAL TRANSPORTATION - [REDACTED]**

<b>Security Type/Description</b>	<b>Dated Date/Coupon/Maturity</b>	<b>CUSIP</b>	<b>Par</b>	<b>S&amp;P Rating</b>	<b>Moody's Rating</b>	<b>Trade Date</b>	<b>Settle Date</b>	<b>Original Cost</b>	<b>YTM at Cost</b>	<b>Accrued Interest</b>	<b>Amortized Cost</b>	<b>Market Value</b>
<b>U.S. Treasury Bond / Note</b>												
US TREASURY N/B DTD 10/17/2022 4.250% 10/15/2025		91282CFP1	20,000.00	AA+	Aaa	05/13/24	05/15/24	19,789.84	5.02	322.81	19,832.84	19,987.50
US TREASURY N/B DTD 10/17/2022 4.250% 10/15/2025		91282CFP1	95,000.00	AA+	Aaa	11/02/22	11/04/22	94,376.56	4.49	1,533.37	94,763.02	94,940.63
US TREASURY N/B DTD 11/15/2022 4.500% 11/15/2025		91282CFW6	340,000.00	AA+	Aaa	12/05/22	12/07/22	343,492.97	4.12	4,531.79	341,431.01	340,969.68
US TREASURY N/B DTD 12/15/2022 4.000% 12/15/2025		91282CGA3	365,000.00	AA+	Aaa	01/05/23	01/06/23	363,146.48	4.18	3,111.48	364,188.87	363,973.62
US TREASURY N/B DTD 01/17/2023 3.875% 01/15/2026		91282CGE5	370,000.00	AA+	Aaa	01/30/23	02/01/23	369,089.45	3.96	1,870.11	369,577.21	368,583.64
US TREASURY N/B DTD 02/15/2023 4.000% 02/15/2026		91282CGL9	85,000.00	AA+	Aaa	04/18/23	04/20/23	85,049.80	3.98	157.07	85,025.67	84,857.20
US TREASURY N/B DTD 02/15/2023 4.000% 02/15/2026		91282CGL9	420,000.00	AA+	Aaa	03/02/23	03/06/23	412,748.44	4.63	776.09	416,417.99	419,294.40
US TREASURY N/B DTD 04/17/2023 3.750% 04/15/2026		91282CGV7	25,000.00	AA+	Aaa	04/25/24	04/29/24	24,418.95	5.01	356.05	24,516.34	24,879.87
US TREASURY N/B DTD 04/17/2023 3.750% 04/15/2026		91282CGV7	560,000.00	AA+	Aaa	05/01/23	05/03/23	558,687.50	3.83	7,975.41	559,280.44	557,309.20
US TREASURY N/B DTD 05/15/2023 3.625% 05/15/2026		91282CHB0	535,000.00	AA+	Aaa	06/01/23	06/05/23	529,545.51	3.99	5,744.34	531,849.08	531,426.20
US TREASURY N/B DTD 06/15/2023 4.125% 06/15/2026		91282CHH7	230,000.00	AA+	Aaa	06/28/23	06/29/23	228,409.77	4.38	2,021.93	229,041.75	230,467.13
US TREASURY N/B DTD 07/17/2023 4.500% 07/15/2026		91282CHM6	455,000.00	AA+	Aaa	08/01/23	08/03/23	454,146.88	4.57	2,670.65	454,459.77	459,212.39
US TREASURY N/B DTD 08/15/2023 4.375% 08/15/2026		91282CHU8	245,000.00	AA+	Aaa	09/06/23	09/11/23	242,664.85	4.73	495.16	243,442.50	246,961.96
US TREASURY N/B DTD 08/15/2023 4.375% 08/15/2026		91282CHU8	420,000.00	AA+	Aaa	08/01/24	08/02/24	421,361.72	4.21	848.85	421,309.23	423,363.36

**Managed Account Detail of Securities Held**

For the Month Ending **August 31, 2024**

**CITY OF DORAL TRANSPORTATION - [REDACTED]**

<b>Security Type/Description</b> <b>Dated Date/Coupon/Maturity</b>	<b>CUSIP</b>	<b>Par</b>	<b>S&amp;P Rating</b>	<b>Moody's Rating</b>	<b>Trade Date</b>	<b>Settle Date</b>	<b>Original Cost</b>	<b>YTM at Cost</b>	<b>Accrued Interest</b>	<b>Amortized Cost</b>	<b>Market Value</b>
<b>U.S. Treasury Bond / Note</b>											
US TREASURY N/B DTD 09/15/2023 4.625% 09/15/2026	91282CHY0	20,000.00	AA+	Aaa	10/03/23	10/05/23	19,857.03	4.89	427.31	19,898.92	20,267.18
US TREASURY N/B DTD 10/16/2023 4.625% 10/15/2026	91282CJC6	90,000.00	AA+	Aaa	11/07/23	11/09/23	89,880.47	4.67	1,580.84	89,912.00	91,279.71
US TREASURY N/B DTD 11/15/2023 4.625% 11/15/2026	91282CJK8	385,000.00	AA+	Aaa	12/07/23	12/11/23	388,173.24	4.32	5,274.13	387,424.34	390,835.06
US TREASURY N/B DTD 12/15/2023 4.375% 12/15/2026	91282CJP7	635,000.00	AA+	Aaa	01/02/24	01/04/24	639,886.52	4.09	5,920.59	638,843.47	641,821.17
US TREASURY N/B DTD 01/16/2024 4.000% 01/15/2027	91282CJT9	405,000.00	AA+	Aaa	02/01/24	02/05/24	405,395.51	3.96	2,113.04	405,322.01	406,186.65
US TREASURY N/B DTD 02/15/2024 4.125% 02/15/2027	91282CKA8	305,000.00	AA+	Aaa	03/05/24	03/07/24	303,212.89	4.34	581.20	303,494.28	306,858.67
US TREASURY N/B DTD 03/15/2024 4.250% 03/15/2027	91282CKE0	220,000.00	AA+	Aaa	04/02/24	04/05/24	218,427.34	4.51	4,319.29	218,631.91	222,217.16
US TREASURY N/B DTD 04/15/2024 4.500% 04/15/2027	91282CKJ9	360,000.00	AA+	Aaa	05/02/24	05/06/24	357,426.56	4.76	6,152.46	357,692.56	365,906.16
US TREASURY N/B DTD 05/15/2024 4.500% 05/15/2027	91282CKR1	300,000.00	AA+	Aaa	06/04/24	06/05/24	299,531.25	4.56	3,998.64	299,567.53	305,062.50
US TREASURY N/B DTD 06/17/2024 4.625% 06/15/2027	91282CKV2	340,000.00	AA+	Aaa	07/01/24	07/02/24	340,278.91	4.59	3,351.23	340,264.74	347,304.56
<b>Security Type Sub-Total</b>		<b>7,225,000.00</b>					<b>7,208,998.44</b>	<b>4.29</b>	<b>66,133.84</b>	<b>7,216,187.48</b>	<b>7,263,965.60</b>
<b>Federal Agency Mortgage-Backed Security</b>											
FN FM4174 DTD 09/01/2020 3.000% 11/01/2032	3140X7T82	14,702.11	AA+	Aaa	09/08/20	09/18/20	15,591.13	2.43	36.76	15,302.76	14,345.66
FN BM4614 DTD 10/01/2018 3.000% 03/01/2033	3140J9DU2	9,366.77	AA+	Aaa	08/03/21	08/17/21	9,981.47	2.35	23.42	9,820.51	9,055.66
<b>Security Type Sub-Total</b>		<b>24,068.89</b>					<b>25,572.60</b>	<b>2.40</b>	<b>60.18</b>	<b>25,123.27</b>	<b>23,401.32</b>

**Managed Account Detail of Securities Held**

For the Month Ending **August 31, 2024**

CITY OF DORAL TRANSPORTATION - [REDACTED]												
Security Type/Description	Dated Date/Coupon/Maturity	CUSIP	Par	S&P Rating	Moody's Rating	Trade Date	Settle Date	Original Cost	YTM at Cost	Accrued Interest	Amortized Cost	Market Value
<b>Federal Agency Commercial Mortgage-Backed Security</b>												
FHMS K058 A1 DTD 11/01/2016 2.340% 07/01/2026		3137BSP64	45,055.18	AA+	Aaa	08/28/23	08/31/23	42,746.10	4.26	87.86	43,542.33	43,877.75
FHMS K736 A2 DTD 09/01/2019 2.282% 07/01/2026		3137FNWX4	65,000.00	AA+	Aaa	10/05/23	10/11/23	60,310.35	5.05	123.61	61,805.06	62,734.49
FHMS K082 A1 DTD 10/01/2018 3.920% 05/01/2028		3137FJKD0	57,184.88	AA+	Aaa	08/28/23	08/31/23	55,317.45	4.70	186.80	55,711.98	56,669.13
<b>Security Type Sub-Total</b>			<b>167,240.06</b>					<b>158,373.90</b>	<b>4.72</b>	<b>398.27</b>	<b>161,059.37</b>	<b>163,281.37</b>
<b>Federal Agency Collateralized Mortgage Obligation</b>												
GNR 2014-H19 HA DTD 09/01/2014 3.000% 09/01/2064		38375UPV6	4,581.73	AA+	Aaa	02/01/21	02/04/21	4,864.37	2.76	11.45	4,841.20	4,470.88
GNR 2019-H12 JA DTD 07/01/2019 2.500% 07/01/2069		38380LXE8	13,243.54	AA+	Aaa	07/12/19	07/30/19	13,308.22	2.48	27.59	13,301.63	12,939.92
GNR 2020-H02 DA DTD 01/01/2020 2.250% 12/01/2069		38380LV67	16,687.51	AA+	Aaa	01/13/20	01/30/20	16,759.87	2.24	31.29	16,753.21	16,227.84
<b>Security Type Sub-Total</b>			<b>34,512.78</b>					<b>34,932.46</b>	<b>2.40</b>	<b>70.33</b>	<b>34,896.04</b>	<b>33,638.64</b>
<b>Corporate Note</b>												
3M COMPANY (CALLABLE) DTD 08/26/2019 2.000% 02/14/2025		88579YBH3	35,000.00	BBB+	A3	09/22/21	09/24/21	36,387.40	0.81	33.06	35,155.06	34,517.21
CINTAS CORPORATION NO. 2 (CALLABLE) DTD 05/03/2022 3.450% 05/01/2025		17252MAP5	25,000.00	A-	A3	04/26/22	05/03/22	24,994.50	3.46	287.50	24,998.78	24,729.05
MORGAN STANLEY DTD 07/23/2015 4.000% 07/23/2025		6174468C6	55,000.00	A-	A1	05/19/22	05/23/22	55,256.30	3.84	232.22	55,072.39	54,632.16
BANK OF AMERICA CORP (CALLABLE) DTD 09/25/2020 0.981% 09/25/2025		06051GJG5	60,000.00	A-	A1	09/22/20	09/25/20	60,000.00	0.98	255.06	60,000.00	59,821.14
BANK OF AMERICA CORP (CALLABLE) DTD 09/25/2020 0.981% 09/25/2025		06051GJG5	60,000.00	A-	A1	12/21/21	12/23/21	59,173.20	1.36	255.06	59,765.17	59,821.14

**Managed Account Detail of Securities Held**

For the Month Ending **August 31, 2024**

**CITY OF DORAL TRANSPORTATION - [REDACTED]**

<b>Security Type/Description</b>	<b>Dated Date/Coupon/Maturity</b>	<b>CUSIP</b>	<b>Par</b>	<b>S&amp;P Rating</b>	<b>Moody's Rating</b>	<b>Trade Date</b>	<b>Settle Date</b>	<b>Original Cost</b>	<b>YTM at Cost</b>	<b>Accrued Interest</b>	<b>Amortized Cost</b>	<b>Market Value</b>
<b>Corporate Note</b>												
BANK OF MONTREAL DTD 09/25/2023 5.920% 09/25/2025		06368LWT9	60,000.00	A-	A2	09/18/23	09/25/23	60,000.00	5.92	1,539.20	60,000.00	60,747.00
WESTPAC BANKING CORP DTD 11/17/2023 5.512% 11/17/2025		961214FL2	75,000.00	AA-	Aa2	11/08/23	11/17/23	75,000.00	5.51	1,194.27	75,000.00	75,926.10
LINDE INC/CT (CALLABLE) DTD 12/05/2022 4.700% 12/05/2025		53522KAB9	85,000.00	A	A2	11/28/22	12/05/22	84,908.20	4.74	954.36	84,961.41	85,157.42
CATERPILLAR FINL SERVICE DTD 01/06/2023 4.800% 01/06/2026		14913R3B1	85,000.00	A	A2	01/03/23	01/06/23	84,978.75	4.81	623.33	84,990.46	85,432.14
STATE STREET CORP (CALLABLE) DTD 02/07/2022 1.746% 02/06/2026		857477BR3	25,000.00	A	A1	02/02/22	02/07/22	25,000.00	1.75	30.31	25,000.00	24,616.13
JPMORGAN CHASE & CO (CALLABLE) DTD 04/26/2022 4.080% 04/26/2026		46647PCZ7	85,000.00	A-	A1	04/19/22	04/26/22	85,000.00	4.08	1,204.17	85,000.00	84,422.09
STATE STREET CORP (CALLABLE) DTD 05/18/2023 5.104% 05/18/2026		857477CB7	110,000.00	A	A1	05/15/23	05/18/23	110,000.00	5.10	1,606.34	110,000.00	110,150.48
AMERICAN HONDA FINANCE DTD 07/07/2023 5.250% 07/07/2026		02665WEK3	35,000.00	A-	A3	07/06/23	07/10/23	34,807.15	5.45	275.63	34,880.74	35,519.37
AMERICAN HONDA FINANCE DTD 07/07/2023 5.250% 07/07/2026		02665WEK3	50,000.00	A-	A3	07/05/23	07/07/23	49,938.50	5.29	393.75	49,962.08	50,741.95
TOYOTA MOTOR CREDIT CORP DTD 08/09/2024 4.550% 08/07/2026		89236TMJ1	10,000.00	A+	A1	08/06/24	08/09/24	9,993.80	4.58	27.81	9,994.00	10,038.34
TOYOTA MOTOR CREDIT CORP DTD 08/09/2024 4.550% 08/07/2026		89236TMJ1	30,000.00	A+	A1	08/07/24	08/09/24	30,014.40	4.52	83.42	30,014.01	30,115.02
TOYOTA MOTOR CREDIT CORP DTD 08/14/2023 5.000% 08/14/2026		89236TKX2	45,000.00	A+	A1	08/09/23	08/14/23	44,945.55	5.04	106.25	44,964.56	45,579.20
PACIFIC LIFE GF II DTD 08/30/2023 5.500% 08/28/2026		6944PL2W8	15,000.00	AA-	Aa3	08/23/23	08/30/23	14,994.75	5.52	6.88	14,996.51	15,274.03
NEW YORK LIFE GLOBAL FDG DTD 09/19/2023 5.450% 09/18/2026		64953BBF4	100,000.00	AA+	Aaa	09/12/23	09/19/23	99,981.00	5.46	2,467.64	99,986.81	102,087.20

**Managed Account Detail of Securities Held**

For the Month Ending **August 31, 2024**

CITY OF DORAL TRANSPORTATION - [REDACTED]											
Security Type/Description			S&P	Moody's	Trade	Settle	Original	YTM	Accrued	Amortized	Market
Dated Date/Coupon/Maturity	CUSIP	Par	Rating	Rating	Date	Date	Cost	at Cost	Interest	Cost	Value
<b>Corporate Note</b>											
HOME DEPOT INC (CALLABLE) DTD 12/04/2023 4.950% 09/30/2026	437076CV2	20,000.00	A	A2	11/27/23	12/04/23	19,956.20	5.04	415.25	19,967.18	20,289.32
CANADIAN IMPERIAL BANK DTD 10/03/2023 5.926% 10/02/2026	13607LWT6	45,000.00	A-	A2	09/26/23	10/03/23	45,000.00	5.93	1,103.72	45,000.00	46,263.51
STATE STREET CORP (CALLABLE) DTD 11/04/2022 5.751% 11/04/2026	857477BX0	20,000.00	A	A1	11/01/22	11/04/22	20,000.00	5.75	373.82	20,000.00	20,214.00
PEPSICO INC (CALLABLE) DTD 11/10/2023 5.125% 11/10/2026	713448FW3	25,000.00	A+	A1	11/08/23	11/10/23	24,993.25	5.13	395.05	24,994.99	25,489.83
PRINCIPAL LFE GLB FND II DTD 01/16/2024 5.000% 01/16/2027	74256LEX3	15,000.00	A+	A1	01/08/24	01/16/24	14,994.15	5.01	93.75	14,995.32	15,196.67
PRINCIPAL LFE GLB FND II DTD 01/16/2024 5.000% 01/16/2027	74256LEX3	20,000.00	A+	A1	01/10/24	01/16/24	20,060.20	4.89	125.00	20,048.35	20,262.22
NATIONAL RURAL UTIL COOP (CALLABLE) DTD 02/05/2024 4.800% 02/05/2027	63743HFM9	90,000.00	A-	A2	01/24/24	02/05/24	89,973.00	4.81	312.00	89,977.98	91,090.62
TEXAS INSTRUMENTS INC (CALLABLE) DTD 02/08/2024 4.600% 02/08/2027	882508CE2	55,000.00	A+	Aa3	02/05/24	02/08/24	54,964.80	4.62	161.64	54,971.18	55,581.85
ELI LILLY & CO (CALLABLE) DTD 02/09/2024 4.500% 02/09/2027	532457CJ5	55,000.00	A+	A1	02/07/24	02/09/24	54,970.85	4.52	151.25	54,976.13	55,490.16
BRISTOL-MYERS SQUIBB CO (CALLABLE) DTD 02/22/2024 4.900% 02/22/2027	110122EE4	15,000.00	A	A2	02/14/24	02/22/24	14,983.80	4.94	18.38	14,986.49	15,239.00
ASTRAZENECA FINANCE LLC (CALLABLE) DTD 02/26/2024 4.800% 02/26/2027	04636NAK9	40,000.00	A+	A2	02/21/24	02/26/24	39,932.80	4.86	26.67	39,943.69	40,544.08
CISCO SYSTEMS INC (CALLABLE) DTD 02/26/2024 4.800% 02/26/2027	17275RBO4	55,000.00	AA-	A1	02/21/24	02/26/24	54,928.50	4.85	36.67	54,940.14	55,888.31
JOHN DEERE CAPITAL CORP DTD 03/07/2024 4.850% 03/05/2027	24422EXM6	70,000.00	A	A1	03/04/24	03/07/24	69,934.90	4.88	1,640.92	69,944.88	71,057.63
NORTHWESTERN MUTUAL GLBL DTD 03/25/2024 5.070% 03/25/2027	66815L2R9	30,000.00	AA+	Aaa	03/18/24	03/25/24	29,996.70	5.07	659.10	29,997.22	30,645.78

**Managed Account Detail of Securities Held**

For the Month Ending **August 31, 2024**

CITY OF DORAL TRANSPORTATION - [REDACTED]											
Security Type/Description			S&P	Moody's	Trade	Settle	Original	YTM	Accrued	Amortized	Market
Dated Date/Coupon/Maturity	CUSIP	Par	Rating	Rating	Date	Date	Cost	at Cost	Interest	Cost	Value
<b>Corporate Note</b>											
HORMEL FOODS CORP (CALLABLE) DTD 03/08/2024 4.800% 03/30/2027	440452AK6	30,000.00	A-	A1	03/05/24	03/08/24	29,970.90	4.84	692.00	29,976.12	30,406.71
HORMEL FOODS CORP (CALLABLE) DTD 03/08/2024 4.800% 03/30/2027	440452AK6	50,000.00	A-	A1	08/09/24	08/12/24	50,484.50	4.32	1,153.33	50,475.16	50,677.85
BMW US CAPITAL LLC DTD 04/02/2024 4.900% 04/02/2027	05565ECH6	90,000.00	A	A2	03/25/24	04/02/24	89,892.90	4.94	1,825.25	89,906.94	91,134.45
ADOBE INC (CALLABLE) DTD 04/04/2024 4.850% 04/04/2027	00724PAE9	35,000.00	A+	A1	04/01/24	04/04/24	34,982.50	4.87	693.15	34,984.75	35,566.79
TORONTO-DOMINION BANK DTD 04/05/2024 4.980% 04/05/2027	89115A2W1	90,000.00	A	A1	03/26/24	04/05/24	90,000.00	4.98	1,817.70	90,000.00	91,222.11
BRIGHTHSE FIN GLBL FUND DTD 04/11/2024 5.550% 04/09/2027	10921U2J6	50,000.00	A+	A3	04/04/24	04/11/24	49,985.00	5.56	1,079.17	49,986.83	50,649.45
UNITEDHEALTH GROUP INC (CALLABLE) DTD 03/21/2024 4.600% 04/15/2027	91324PEY4	90,000.00	A+	A2	03/19/24	03/21/24	89,372.70	4.85	1,840.00	89,458.36	91,047.06
PACCAR FINANCIAL CORP DTD 05/13/2024 5.000% 05/13/2027	69371RT22	30,000.00	A+	A1	05/06/24	05/13/24	29,976.90	5.03	450.00	29,979.12	30,665.76
GOLDMAN SACHS BANK USA (CALLABLE) DTD 05/21/2024 5.414% 05/21/2027	38151LAG5	70,000.00	A+	A1	05/15/24	05/21/24	70,000.00	5.41	1,052.72	70,000.00	70,788.83
CANADIAN IMPERIAL BANK DTD 06/28/2024 5.237% 06/28/2027	13607L8C0	25,000.00	A-	A2	06/24/24	06/28/24	25,000.00	5.24	229.12	25,000.00	25,540.50
PNC FINANCIAL SERVICES (CALLABLE) DTD 07/23/2024 5.102% 07/23/2027	693475BY0	60,000.00	A-	A3	07/18/24	07/23/24	60,000.00	5.10	323.13	60,000.00	60,505.02
BLACKROCK FUNDING INC (CALLABLE) DTD 07/26/2024 4.600% 07/26/2027	09290DAH4	55,000.00	AA-	Aa3	07/17/24	07/26/24	54,998.35	4.60	245.97	54,998.52	55,783.31
HONEYWELL INTERNATIONAL (CALLABLE) DTD 08/01/2024 4.650% 07/30/2027	438516CX2	55,000.00	A	A2	07/29/24	08/01/24	54,998.35	4.65	213.13	54,998.52	55,725.40
PRINCIPAL LFE GLB FND II DTD 08/19/2024 4.600% 08/19/2027	74256LFA2	10,000.00	A+	A1	08/12/24	08/19/24	9,992.20	4.63	15.33	9,992.29	10,047.33

**Managed Account Detail of Securities Held**

For the Month Ending **August 31, 2024**

**CITY OF DORAL TRANSPORTATION - [REDACTED]**

<b>Security Type/Description</b> <b>Dated Date/Coupon/Maturity</b>	<b>CUSIP</b>	<b>Par</b>	<b>S&amp;P Rating</b>	<b>Moody's Rating</b>	<b>Trade Date</b>	<b>Settle Date</b>	<b>Original Cost</b>	<b>YTM at Cost</b>	<b>Accrued Interest</b>	<b>Amortized Cost</b>	<b>Market Value</b>
<b>Corporate Note</b>											
BP CAP MARKETS AMERICA (CALLABLE) DTD 05/17/2024 5.017% 11/17/2027	10373QBY5	70,000.00	A-	A1	05/15/24	05/17/24	70,000.00	5.02	1,014.55	70,000.00	71,516.55
MORGAN STANLEY (CALLABLE) DTD 04/19/2024 5.652% 04/13/2028	61747YFP5	10,000.00	A-	A1	04/17/24	04/19/24	10,000.00	5.65	207.24	10,000.00	10,264.27
BANK OF NY MELLON CORP (CALLABLE) DTD 07/22/2024 4.890% 07/21/2028	06406RBX4	80,000.00	A	A1	07/15/24	07/22/24	80,000.00	4.89	423.80	80,000.00	80,874.48
JPMORGAN CHASE & CO (CALLABLE) DTD 07/22/2024 4.979% 07/22/2028	46647PEL6	60,000.00	A-	A1	07/15/24	07/22/24	60,000.00	4.98	323.64	60,000.00	60,772.92

**Security Type Sub-Total** **2,560,000.00** **2,559,716.95** **4.69** **30,688.71** **2,559,242.14** **2,585,768.94**

<b>Asset-Backed Security</b>											
HAROT 2021-3 A3 DTD 08/25/2021 0.410% 11/18/2025	43815EAC8	3,409.69	AAA	NR	08/17/21	08/25/21	3,409.64	0.41	0.50	3,409.68	3,374.66
CARMX 2021-1 A3 DTD 01/27/2021 0.340% 12/15/2025	14316NAC3	866.06	AAA	NR	01/20/21	01/27/21	865.88	0.34	0.13	866.01	864.19
HAROT 2021-4 A3 DTD 11/24/2021 0.880% 01/21/2026	43815GAC3	4,701.82	NR	Aaa	11/16/21	11/24/21	4,700.83	0.89	1.15	4,701.49	4,626.12
DTRT 2022-1 A3 DTD 10/19/2022 5.230% 02/17/2026	233869AC0	30,378.57	NR	Aaa	10/12/22	10/19/22	30,376.55	5.23	70.61	30,377.69	30,373.23
HAROT 2022-1 A3 DTD 02/23/2022 1.880% 05/15/2026	43815BAC4	28,148.76	AAA	Aaa	02/15/22	02/23/22	28,144.52	1.88	23.52	28,147.05	27,710.62
CARMX 2021-3 A3 DTD 07/28/2021 0.550% 06/15/2026	14317DAC4	8,323.64	AAA	Aaa	07/21/21	07/28/21	8,322.27	0.56	2.03	8,323.14	8,177.05
FORDO 2022-A A3 DTD 01/24/2022 1.290% 06/15/2026	345286AC2	10,906.91	AAA	NR	01/19/22	01/24/22	10,905.61	1.29	6.25	10,906.38	10,747.84
BMWOT 2022-A A3 DTD 05/18/2022 3.210% 08/25/2026	05602RAD3	15,563.62	AAA	Aaa	05/10/22	05/18/22	15,562.81	3.21	8.33	15,563.24	15,418.55
CARMX 2021-4 A3 DTD 09/22/2021 0.560% 09/15/2026	14317JAD9	7,194.08	AAA	Aaa	09/14/21	09/22/21	7,193.25	0.56	1.79	7,193.74	7,048.23



**Managed Account Detail of Securities Held**

For the Month Ending **August 31, 2024**

CITY OF DORAL TRANSPORTATION - [REDACTED]												
Security Type/Description	CUSIP	Par	S&P Rating	Moody's Rating	Trade Date	Settle Date	Original Cost	YTM at Cost	Accrued Interest	Amortized Cost	Market Value	
Dated Date/Coupon/Maturity												
Asset-Backed Security												
JDOT 2022-A A3 DTD 03/16/2022 2.320% 09/15/2026	47787JAC2	20,897.79	NR	Aaa	03/10/22	03/16/22	20,893.16	2.33	21.55	20,895.69	20,594.20	
HART 2022-A A3 DTD 03/16/2022 2.220% 10/15/2026	448977AD0	34,043.84	AAA	NR	03/09/22	03/16/22	34,042.54	2.22	33.59	34,043.24	33,535.23	
ALLYA 2022-1 A3 DTD 05/18/2022 3.310% 11/15/2026	02008JAC0	39,195.24	AAA	Aaa	05/10/22	05/18/22	39,187.65	3.31	57.66	39,191.51	38,871.52	
GMCAR 2022-1 A3 DTD 01/19/2022 1.260% 11/16/2026	380146AC4	11,092.90	AAA	NR	01/11/22	01/19/22	11,091.94	1.26	5.82	11,092.46	10,905.30	
CNH 2021-C A3 DTD 10/27/2021 0.810% 12/15/2026	12598LAC0	6,404.96	AAA	Aaa	10/19/21	10/27/21	6,404.22	0.81	2.31	6,404.63	6,267.92	
HDMOT 2022-A A3 DTD 04/20/2022 3.060% 02/15/2027	41284YAD8	20,628.11	AAA	Aaa	04/12/22	04/20/22	20,624.68	3.06	28.05	20,626.36	20,429.61	
GMCAR 2022-2 A3 DTD 04/13/2022 3.100% 02/16/2027	362585AC5	19,484.39	AAA	Aaa	04/05/22	04/13/22	19,480.32	3.10	25.17	19,482.32	19,246.00	
CARMX 2022-2 A3 DTD 04/28/2022 3.490% 02/16/2027	14317HAC5	26,508.06	AAA	Aaa	04/21/22	04/28/22	26,504.03	3.49	41.12	26,506.00	26,242.58	
TAOT 2022-C A3 DTD 08/16/2022 3.760% 04/15/2027	89231CAD9	23,250.34	AAA	NR	08/08/22	08/16/22	23,246.45	3.76	38.85	23,248.16	23,063.18	
COPAR 2022-1 A3 DTD 05/04/2022 3.170% 04/15/2027	14043OAC6	25,470.61	AAA	NR	04/26/22	05/04/22	25,465.04	3.17	35.89	25,467.66	25,142.68	
DCENT 2022-A2 A DTD 05/26/2022 3.320% 05/15/2027	254683CS2	80,000.00	NR	Aaa	05/19/22	05/26/22	79,993.50	3.32	118.04	79,996.46	79,060.80	
COPAR 2022-2 A3 DTD 08/10/2022 3.660% 05/17/2027	14043GAD6	31,672.97	AAA	Aaa	08/02/22	08/10/22	31,670.70	3.66	51.52	31,671.68	31,363.78	
JDOT 2022-C A3 DTD 10/19/2022 5.090% 06/15/2027	47800BAC2	66,636.91	NR	Aaa	10/12/22	10/19/22	66,631.74	5.09	150.75	66,633.81	66,700.54	
CNH 2022-A A3 DTD 03/31/2022 2.940% 07/15/2027	12660DAC1	28,921.81	AAA	NR	03/24/22	03/31/22	28,919.66	2.94	37.79	28,920.64	28,421.17	

Managed Account Detail of Securities Held

For the Month Ending August 31, 2024

CITY OF DORAL TRANSPORTATION - [REDACTED]											
Security Type/Description	CUSIP	Par	S&P Rating	Moody's Rating	Trade Date	Settle Date	Original Cost	YTM at Cost	Accrued Interest	Amortized Cost	Market Value
Dated Date/Coupon/Maturity											
Asset-Backed Security											
DCENT 2022-A3 A3 DTD 08/09/2022 3.560% 07/15/2027	254683CW3	75,000.00	AAA	Aaa	08/02/22	08/09/22	74,990.69	3.56	118.67	74,994.58	74,183.10
CARMX 2022-4 A3 DTD 10/31/2022 5.340% 08/16/2027	14318UAD3	87,687.90	AAA	NR	10/26/22	10/31/22	87,667.34	5.35	208.11	87,675.21	87,987.53
MBART 2022-1 A3 DTD 11/22/2022 5.210% 08/16/2027	58768PAC8	91,985.20	AAA	Aaa	11/15/22	11/22/22	91,967.01	5.21	213.00	91,973.83	92,175.79
BACCT 2022-A1 A1 DTD 06/16/2022 3.530% 11/15/2027	05522RDE5	30,000.00	NR	Aaa	06/09/22	06/16/22	29,998.13	3.53	47.07	29,998.89	29,687.46
HAROT 2023-2 A3 DTD 05/30/2023 4.930% 11/15/2027	437927AC0	40,000.00	AAA	Aaa	05/23/23	05/30/23	39,993.52	4.93	87.64	39,995.34	40,117.56
FORDO 2023-A A3 DTD 03/31/2023 4.650% 02/15/2028	344928AD8	30,000.00	AAA	NR	03/28/23	03/31/23	29,996.87	4.65	62.00	29,997.78	29,966.85
TAOT 2023-B A3 DTD 05/23/2023 4.710% 02/15/2028	891941AD8	45,000.00	NR	Aaa	05/16/23	05/23/23	44,997.48	4.71	94.20	44,998.16	45,005.89
BAAT 2023-1A A3 DTD 07/31/2023 5.530% 02/15/2028	06428AAC2	45,000.00	NR	Aaa	07/25/23	07/31/23	44,998.29	5.53	110.60	44,998.70	45,459.59
GMCAR 2023-2 A3 DTD 04/12/2023 4.470% 02/16/2028	362583AD8	30,000.00	AAA	Aaa	04/04/23	04/12/23	29,999.18	4.47	55.88	29,999.41	29,915.01
BMWOT 2023-A A3 DTD 07/18/2023 5.470% 02/25/2028	05592XAD2	20,000.00	AAA	NR	07/11/23	07/18/23	19,996.46	5.47	18.23	19,997.32	20,198.78
NAROT 2023-B A3 DTD 10/25/2023 5.930% 03/15/2028	65480MAD5	25,000.00	NR	Aaa	10/18/23	10/25/23	24,994.93	5.94	65.89	24,995.86	25,439.88
HART 2023-B A3 DTD 07/19/2023 5.480% 04/17/2028	44933XAD9	25,000.00	AAA	NR	07/11/23	07/19/23	24,998.92	5.48	60.89	24,999.17	25,308.23
USAOT 2023-A A3 DTD 09/15/2023 5.580% 05/15/2028	90291VAC4	80,000.00	AAA	Aaa	09/07/23	09/15/23	79,986.00	5.58	198.40	79,988.78	80,770.56
ALLYA 2023-1 A3 DTD 07/19/2023 5.460% 05/15/2028	02007WAC2	120,000.00	NR	Aaa	10/24/23	10/26/23	119,137.50	5.64	291.20	119,298.00	121,178.52

**Managed Account Detail of Securities Held**

For the Month Ending **August 31, 2024**

**CITY OF DORAL TRANSPORTATION - [REDACTED]**

<b>Security Type/Description</b>	<b>CUSIP</b>	<b>Par</b>	<b>S&amp;P Rating</b>	<b>Moody's Rating</b>	<b>Trade Date</b>	<b>Settle Date</b>	<b>Original Cost</b>	<b>YTM at Cost</b>	<b>Accrued Interest</b>	<b>Amortized Cost</b>	<b>Market Value</b>
<b>Asset-Backed Security</b>											
BAAT 2023-2A A3 DTD 11/21/2023 5.740% 06/15/2028	06054YAC1	90,000.00	NR	Aaa	11/15/23	11/21/23	89,998.37	5.76	229.60	89,925.72	91,530.27
HAROT 2023-4 A3 DTD 11/08/2023 5.670% 06/21/2028	438123AC5	20,000.00	NR	Aaa	11/01/23	11/08/23	19,996.48	5.67	31.50	19,997.06	20,385.62
TAOT 2023-D A3 DTD 11/14/2023 5.540% 08/15/2028	89239FAD4	25,000.00	AAA	NR	11/07/23	11/14/23	24,997.31	5.54	61.56	24,997.78	25,506.73
FITAT 2023-1 A3 DTD 08/23/2023 5.530% 08/15/2028	31680EAD3	70,000.00	AAA	Aaa	08/15/23	08/23/23	69,995.66	5.53	172.04	69,996.55	70,746.55
HAROT 2024-1 A3 DTD 02/21/2024 5.210% 08/15/2028	437918AC9	70,000.00	AAA	Aaa	02/13/24	02/21/24	69,996.96	5.21	162.09	69,997.50	70,845.60
CHAIT 2023-A1 A DTD 09/15/2023 5.160% 09/15/2028	161571HT4	100,000.00	AAA	NR	09/07/23	09/15/23	99,972.28	5.17	229.33	99,977.08	101,670.70
AMXCA 2023-3 A DTD 09/19/2023 5.230% 09/15/2028	02582JKD1	100,000.00	AAA	NR	09/12/23	09/19/23	99,995.53	5.24	232.44	99,948.42	101,885.10
TAOT 2024-A A3 DTD 01/30/2024 4.830% 10/16/2028	89238DAD0	25,000.00	AAA	Aaa	01/23/24	01/30/24	24,995.00	4.83	53.67	24,995.61	25,151.15
HART 2023-C A3 DTD 11/13/2023 5.540% 10/16/2028	44918CAD4	35,000.00	AAA	NR	11/03/23	11/13/23	34,995.40	5.54	86.18	34,996.14	35,672.18
JDOT 2024-A A3 DTD 03/19/2024 4.960% 11/15/2028	47800RAD5	20,000.00	NR	Aaa	03/11/24	03/19/24	19,998.88	4.97	44.09	19,988.94	20,243.52
MBART 2023-2 A3 DTD 10/25/2023 5.950% 11/15/2028	58769FAC9	35,000.00	AAA	NR	10/19/23	10/25/23	34,997.01	5.95	92.56	34,997.53	35,805.49
GMCAR 2024-1 A3 DTD 01/17/2024 4.850% 12/18/2028	36268GAD7	10,000.00	NR	Aaa	01/09/24	01/17/24	9,997.99	4.85	20.21	9,998.22	10,080.73
JDOT 2024-B A3 DTD 06/18/2024 5.200% 03/15/2029	47786WAD2	40,000.00	NR	Aaa	06/11/24	06/18/24	39,992.18	5.20	92.44	39,992.58	40,813.04
HART 2024-B A3 DTD 07/24/2024 4.840% 03/15/2029	44934QAD3	40,000.00	AAA	NR	07/16/24	07/24/24	39,993.96	4.84	86.04	39,994.14	40,424.12

**Managed Account Detail of Securities Held**

For the Month Ending **August 31, 2024**

**CITY OF DORAL TRANSPORTATION - [REDACTED]**

<b>Security Type/Description</b> <b>Dated Date/Coupon/Maturity</b>	<b>CUSIP</b>	<b>Par</b>	<b>S&amp;P Rating</b>	<b>Moody's Rating</b>	<b>Trade Date</b>	<b>Settle Date</b>	<b>Original Cost</b>	<b>YTM at Cost</b>	<b>Accrued Interest</b>	<b>Amortized Cost</b>	<b>Market Value</b>
<b>Asset-Backed Security</b>											
TAOT 2024-C A3 DTD 07/30/2024 4.880% 03/15/2029	89237QAD2	50,000.00	AAA	NR	07/23/24	07/30/24	49,999.97	4.88	108.44	50,000.00	50,593.10
WOART 2024-A A3 DTD 02/14/2024 4.860% 03/15/2029	98164RAD8	60,000.00	AAA	NR	02/06/24	02/14/24	59,992.09	4.86	129.60	59,992.93	60,554.46
CHAOT 2024-1A A3 DTD 03/27/2024 5.130% 05/25/2029	16144BAC2	25,000.00	NR	Aaa	03/19/24	03/27/24	24,998.34	5.13	21.38	24,998.53	25,350.05
CNH 2024-A A3 DTD 01/24/2024 4.770% 06/15/2029	18978FAC0	25,000.00	AAA	Aaa	01/17/24	01/24/24	24,994.09	4.80	53.00	24,967.86	25,208.25
<b>Security Type Sub-Total</b>		<b>2,128,374.16</b>					<b>2,127,266.81</b>	<b>4.69</b>	<b>4,300.37</b>	<b>2,127,342.66</b>	<b>2,138,046.41</b>
<b>Managed Account Sub-Total</b>		<b>12,139,195.89</b>					<b>12,114,861.16</b>	<b>4.44</b>	<b>101,651.70</b>	<b>12,123,850.96</b>	<b>12,208,102.28</b>
<b>Securities Sub-Total</b>		<b>\$12,139,195.89</b>					<b>\$12,114,861.16</b>	<b>4.44%</b>	<b>\$101,651.70</b>	<b>\$12,123,850.96</b>	<b>\$12,208,102.28</b>
<b>Accrued Interest</b>											<b>\$101,651.70</b>
<b>Total Investments</b>											<b>\$12,309,753.98</b>

Managed Account Fair Market Value & Analytics

For the Month Ending August 31, 2024

CITY OF DORAL TRANSPORTATION - [REDACTED]

Security Type/Description Dated Date/Coupon/Maturity	CUSIP	Par	Broker	Next Call Date	Market Price	Market Value	Unreal G/L On Cost	Unreal G/L Amort Cost	Effective Duration	YTM at Mkt
<b>U.S. Treasury Bond / Note</b>										
US TREASURY N/B DTD 10/17/2022 4.250% 10/15/2025	91282CFP1	20,000.00	BMO		99.94	19,987.50	197.66	154.66	1.06	4.30
US TREASURY N/B DTD 10/17/2022 4.250% 10/15/2025	91282CFP1	95,000.00	JPMorgan		99.94	94,940.63	564.07	177.61	1.06	4.30
US TREASURY N/B DTD 11/15/2022 4.500% 11/15/2025	91282CFW6	340,000.00	MorganSt		100.29	340,969.68	(2,523.29)	(461.33)	1.15	4.25
US TREASURY N/B DTD 12/15/2022 4.000% 12/15/2025	91282CGA3	365,000.00	Citigrou		99.72	363,973.62	827.14	(215.25)	1.23	4.22
US TREASURY N/B DTD 01/17/2023 3.875% 01/15/2026	91282CGE5	370,000.00	JPMorgan		99.62	368,583.64	(505.81)	(993.57)	1.31	4.16
US TREASURY N/B DTD 02/15/2023 4.000% 02/15/2026	91282CGL9	85,000.00	BOFAML		99.83	84,857.20	(192.60)	(168.47)	1.40	4.12
US TREASURY N/B DTD 02/15/2023 4.000% 02/15/2026	91282CGL9	420,000.00	BOFAML		99.83	419,294.40	6,545.96	2,876.41	1.40	4.12
US TREASURY N/B DTD 04/17/2023 3.750% 04/15/2026	91282CGV7	25,000.00	Citigrou		99.52	24,879.87	460.92	363.53	1.53	4.06
US TREASURY N/B DTD 04/17/2023 3.750% 04/15/2026	91282CGV7	560,000.00	MorganSt		99.52	557,309.20	(1,378.30)	(1,971.24)	1.53	4.06
US TREASURY N/B DTD 05/15/2023 3.625% 05/15/2026	91282CHB0	535,000.00	JPMorgan		99.33	531,426.20	1,880.69	(422.88)	1.61	4.03
US TREASURY N/B DTD 06/15/2023 4.125% 06/15/2026	91282CHH7	230,000.00	MorganSt		100.20	230,467.13	2,057.36	1,425.38	1.69	4.00
US TREASURY N/B DTD 07/17/2023 4.500% 07/15/2026	91282CHM6	455,000.00	JPMorgan		100.93	459,212.39	5,065.51	4,752.62	1.77	3.98
US TREASURY N/B DTD 08/15/2023 4.375% 08/15/2026	91282CHU8	245,000.00	JPMorgan		100.80	246,961.96	4,297.11	3,519.46	1.85	3.94
US TREASURY N/B DTD 08/15/2023 4.375% 08/15/2026	91282CHU8	420,000.00	JPMorgan		100.80	423,363.36	2,001.64	2,054.13	1.85	3.94
US TREASURY N/B DTD 09/15/2023 4.625% 09/15/2026	91282CHY0	20,000.00	BOFAML		101.34	20,267.18	410.15	368.26	1.89	3.94
US TREASURY N/B DTD 10/16/2023 4.625% 10/15/2026	91282CJC6	90,000.00	Citigrou		101.42	91,279.71	1,399.24	1,367.71	1.97	3.92
US TREASURY N/B DTD 11/15/2023 4.625% 11/15/2026	91282CJK8	385,000.00	JPMorgan		101.52	390,835.06	2,661.82	3,410.72	2.05	3.90

**Managed Account Fair Market Value & Analytics**

For the Month Ending **August 31, 2024**

**CITY OF DORAL TRANSPORTATION - [REDACTED]**

<b>Security Type/Description</b>	<b>Dated Date/Coupon/Maturity</b>	<b>CUSIP</b>	<b>Par</b>	<b>Broker</b>	<b>Next Call Date</b>	<b>Market Price</b>	<b>Market Value</b>	<b>Unreal G/L On Cost</b>	<b>Unreal G/L Amort Cost</b>	<b>Effective Duration</b>	<b>YTM at Mkt</b>
<b>U.S. Treasury Bond / Note</b>											
US TREASURY N/B	DTD 12/15/2023 4.375% 12/15/2026	91282CJP7	635,000.00	JPMorgan		101.07	641,821.17	1,934.65	2,977.70	2.14	3.88
US TREASURY N/B	DTD 01/16/2024 4.000% 01/15/2027	91282CJT9	405,000.00	Citigrou		100.29	406,186.65	791.14	864.64	2.23	3.87
US TREASURY N/B	DTD 02/15/2024 4.125% 02/15/2027	91282CKA8	305,000.00	ACAD		100.61	306,858.67	3,645.78	3,364.39	2.31	3.86
US TREASURY N/B	DTD 03/15/2024 4.250% 03/15/2027	91282CKE0	220,000.00	BOFAML		101.01	222,217.16	3,789.82	3,585.25	2.33	3.83
US TREASURY N/B	DTD 04/15/2024 4.500% 04/15/2027	91282CKJ9	360,000.00	Barclays		101.64	365,906.16	8,479.60	8,213.60	2.41	3.83
US TREASURY N/B	DTD 05/15/2024 4.500% 05/15/2027	91282CKR1	300,000.00	BOFAML		101.69	305,062.50	5,531.25	5,494.97	2.49	3.83
US TREASURY N/B	DTD 06/17/2024 4.625% 06/15/2027	91282CKV2	340,000.00	ASLC		102.15	347,304.56	7,025.65	7,039.82	2.57	3.80
<b>Security Type Sub-Total</b>			<b>7,225,000.00</b>				<b>7,263,965.60</b>	<b>54,967.16</b>	<b>47,778.12</b>	<b>1.84</b>	<b>3.98</b>
<b>Federal Agency Mortgage-Backed Security</b>											
FN FM4174	DTD 09/01/2020 3.000% 11/01/2032	3140X7T82	14,702.11	OTHER		97.58	14,345.66	(1,245.47)	(957.10)	1.42	4.61
FN BM4614	DTD 10/01/2018 3.000% 03/01/2033	3140J9DU2	9,366.77	INTL_FC		96.68	9,055.66	(925.81)	(764.85)	2.59	4.25
<b>Security Type Sub-Total</b>			<b>24,068.89</b>				<b>23,401.32</b>	<b>(2,171.28)</b>	<b>(1,721.95)</b>	<b>1.87</b>	<b>4.47</b>
<b>Federal Agency Commercial Mortgage-Backed Security</b>											
FHMS K058 A1	DTD 11/01/2016 2.340% 07/01/2026	3137BSP64	45,055.18	BNPPSA		97.39	43,877.75	1,131.65	335.42	1.10	4.60
FHMS K736 A2	DTD 09/01/2019 2.282% 07/01/2026	3137FNWX4	65,000.00	INTL_FC		96.51	62,734.49	2,424.14	929.43	1.60	4.40
FHMS K082 A1	DTD 10/01/2018 3.920% 05/01/2028	3137FJKD0	57,184.88	BNPPSA		99.10	56,669.13	1,351.68	957.15	1.85	4.30
<b>Security Type Sub-Total</b>			<b>167,240.06</b>				<b>163,281.37</b>	<b>4,907.47</b>	<b>2,222.00</b>	<b>1.55</b>	<b>4.42</b>

**Managed Account Fair Market Value & Analytics**

For the Month Ending **August 31, 2024**

**CITY OF DORAL TRANSPORTATION - [REDACTED]**

<b>Security Type/Description</b>	<b>Dated Date/Coupon/Maturity</b>	<b>CUSIP</b>	<b>Par</b>	<b>Broker</b>	<b>Next Call Date</b>	<b>Market Price</b>	<b>Market Value</b>	<b>Unreal G/L On Cost</b>	<b>Unreal G/L Amort Cost</b>	<b>Effective Duration</b>	<b>YTM at Mkt</b>
<b>Federal Agency Collateralized Mortgage Obligation</b>											
GNR 2014-H19 HA		38375UPV6	4,581.73	OTHER		97.58	4,470.88	(393.49)	(370.32)	1.35	4.68
DTD 09/01/2014 3.000% 09/01/2064											
GNR 2019-H12 JA		38380LXE8	13,243.54	OTHER		97.71	12,939.92	(368.30)	(361.71)	0.83	5.13
DTD 07/01/2019 2.500% 07/01/2069											
GNR 2020-H02 DA		38380LV67	16,687.51	OTHER		97.25	16,227.84	(532.03)	(525.37)	1.00	4.92
DTD 01/01/2020 2.250% 12/01/2069											
<b>Security Type Sub-Total</b>			<b>34,512.78</b>				<b>33,638.64</b>	<b>(1,293.82)</b>	<b>(1,257.40)</b>	<b>0.98</b>	<b>4.97</b>
<b>Corporate Note</b>											
3M COMPANY (CALLABLE)		88579YBH3	35,000.00	JPMorgan	01/14/25	98.62	34,517.21	(1,870.19)	(637.85)	0.44	5.12
DTD 08/26/2019 2.000% 02/14/2025											
CINTAS CORPORATION NO. 2 (CALLABLE)		17252MAP5	25,000.00	WellsFar	04/01/25	98.92	24,729.05	(265.45)	(269.73)	0.63	5.12
DTD 05/03/2022 3.450% 05/01/2025											
MORGAN STANLEY		6174468C6	55,000.00	GoldmanS		99.33	54,632.16	(624.14)	(440.23)	0.86	4.77
DTD 07/23/2015 4.000% 07/23/2025											
BANK OF AMERICA CORP (CALLABLE)		06051GJG5	60,000.00	OTHER	09/25/24	99.70	59,821.14	(178.86)	(178.86)	0.07	6.26
DTD 09/25/2020 0.981% 09/25/2025											
BANK OF AMERICA CORP (CALLABLE)		06051GJG5	60,000.00	MorganSt	09/25/24	99.70	59,821.14	647.94	55.97	0.07	6.26
DTD 09/25/2020 0.981% 09/25/2025											
BANK OF MONTREAL		06368LWT9	60,000.00	BMO		101.25	60,747.00	747.00	747.00	1.00	4.71
DTD 09/25/2023 5.920% 09/25/2025											
WESTPAC BANKING CORP		961214FL2	75,000.00	MorganSt		101.23	75,926.10	926.10	926.10	1.15	4.43
DTD 11/17/2023 5.512% 11/17/2025											
LINDE INC/CT (CALLABLE)		53522KAB9	85,000.00	Deutsche	11/05/25	100.19	85,157.42	249.22	196.01	1.14	4.54
DTD 12/05/2022 4.700% 12/05/2025											
CATERPILLAR FINL SERVICE		14913R3B1	85,000.00	JPMorgan		100.51	85,432.14	453.39	441.68	1.28	4.40
DTD 01/06/2023 4.800% 01/06/2026											
STATE STREET CORP (CALLABLE)		857477BR3	25,000.00	GoldmanS	02/06/25	98.46	24,616.13	(383.87)	(383.87)	0.44	5.68
DTD 02/07/2022 1.746% 02/06/2026											
JPMORGAN CHASE & CO (CALLABLE)		46647PCZ7	85,000.00	JPMorgan	04/26/25	99.32	84,422.09	(577.91)	(577.91)	0.63	6.08
DTD 04/26/2022 4.080% 04/26/2026											
STATE STREET CORP (CALLABLE)		857477CB7	110,000.00	BOFAML	05/18/25	100.14	110,150.48	150.48	150.48	0.68	5.83
DTD 05/18/2023 5.104% 05/18/2026											

**Managed Account Fair Market Value & Analytics**

For the Month Ending **August 31, 2024**

**CITY OF DORAL TRANSPORTATION - [REDACTED]**

<b>Security Type/Description</b>	<b>CUSIP</b>	<b>Par</b>	<b>Broker</b>	<b>Next Call Date</b>	<b>Market Price</b>	<b>Market Value</b>	<b>Unreal G/L On Cost</b>	<b>Unreal G/L Amort Cost</b>	<b>Effective Duration</b>	<b>YTM at Mkt</b>
<b>Corporate Note</b>										
AMERICAN HONDA FINANCE DTD 07/07/2023 5.250% 07/07/2026	02665WEK3	35,000.00	SGSA		101.48	35,519.37	712.22	638.63	1.73	4.40
AMERICAN HONDA FINANCE DTD 07/07/2023 5.250% 07/07/2026	02665WEK3	50,000.00	MIZU		101.48	50,741.95	803.45	779.87	1.73	4.40
TOYOTA MOTOR CREDIT CORP DTD 08/09/2024 4.550% 08/07/2026	89236TMJ1	10,000.00	MIZU		100.38	10,038.34	44.54	44.34	1.82	4.34
TOYOTA MOTOR CREDIT CORP DTD 08/09/2024 4.550% 08/07/2026	89236TMJ1	30,000.00	GoldmanS		100.38	30,115.02	100.62	101.01	1.82	4.34
TOYOTA MOTOR CREDIT CORP DTD 08/14/2023 5.000% 08/14/2026	89236TKX2	45,000.00	HSBC		101.29	45,579.20	633.65	614.64	1.84	4.30
PACIFIC LIFE GF II DTD 08/30/2023 5.500% 08/28/2026	6944PL2W8	15,000.00	JPMorgan		101.83	15,274.03	279.28	277.52	1.86	4.53
NEW YORK LIFE GLOBAL FDG DTD 09/19/2023 5.450% 09/18/2026	64953BBF4	100,000.00	BOFAML		102.09	102,087.20	2,106.20	2,100.39	1.87	4.37
HOME DEPOT INC (CALLABLE) DTD 12/04/2023 4.950% 09/30/2026	437076CV2	20,000.00	JPMorgan	08/30/26	101.45	20,289.32	333.12	322.14	1.86	4.21
CANADIAN IMPERIAL BANK DTD 10/03/2023 5.926% 10/02/2026	13607LWT6	45,000.00	CIBC		102.81	46,263.51	1,263.51	1,263.51	1.90	4.50
STATE STREET CORP (CALLABLE) DTD 11/04/2022 5.751% 11/04/2026	857477BX0	20,000.00	Deutsche	11/04/25	101.07	20,214.00	214.00	214.00	1.11	5.66
PEPSICO INC (CALLABLE) DTD 11/10/2023 5.125% 11/10/2026	713448FW3	25,000.00	BOFAML	10/10/26	101.96	25,489.83	496.58	494.84	1.97	4.18
PRINCIPAL LFE GLB FND II DTD 01/16/2024 5.000% 01/16/2027	74256LEX3	15,000.00	WellsFar		101.31	15,196.67	202.52	201.35	2.20	4.41
PRINCIPAL LFE GLB FND II DTD 01/16/2024 5.000% 01/16/2027	74256LEX3	20,000.00	MAXE		101.31	20,262.22	202.02	213.87	2.20	4.41
NATIONAL RURAL UTIL COOP (CALLABLE) DTD 02/05/2024 4.800% 02/05/2027	63743HFM9	90,000.00	PNCBank	01/05/27	101.21	91,090.62	1,117.62	1,112.64	2.21	4.27
TEXAS INSTRUMENTS INC (CALLABLE) DTD 02/08/2024 4.600% 02/08/2027	882508CE2	55,000.00	BOFAML	01/08/27	101.06	55,581.85	617.05	610.67	2.23	4.14
ELI LILLY & CO (CALLABLE) DTD 02/09/2024 4.500% 02/09/2027	532457CJ5	55,000.00	Deutsche	01/09/27	100.89	55,490.16	519.31	514.03	2.23	4.11
BRISTOL-MYERS SQUIBB CO (CALLABLE) DTD 02/22/2024 4.900% 02/22/2027	110122EE4	15,000.00	Citigrou	01/22/27	101.59	15,239.00	255.20	252.51	2.25	4.21



Managed Account Fair Market Value & Analytics

For the Month Ending August 31, 2024

CITY OF DORAL TRANSPORTATION - [REDACTED]

Security Type/Description Dated Date/Coupon/Maturity	CUSIP	Par	Broker	Next Call Date	Market Price	Market Value	Unreal G/L On Cost	Unreal G/L Amort Cost	Effective Duration	YTM at Mkt
<b>Corporate Note</b>										
ASTRAZENECA FINANCE LLC (CALLABLE) DTD 02/26/2024 4.800% 02/26/2027	04636NAK9	40,000.00	Citigrou	01/26/27	101.36	40,544.08	611.28	600.39	2.27	4.22
CISCO SYSTEMS INC (CALLABLE) DTD 02/26/2024 4.800% 02/26/2027	17275RBQ4	55,000.00	Deutsche	01/26/27	101.62	55,888.31	959.81	948.17	2.27	4.11
JOHN DEERE CAPITAL CORP DTD 03/07/2024 4.850% 03/05/2027	24422EXM6	70,000.00	Barclays		101.51	71,057.63	1,122.73	1,112.75	2.28	4.21
NORTHWESTERN MUTUAL GLBL DTD 03/25/2024 5.070% 03/25/2027	66815L2R9	30,000.00	MorganSt		102.15	30,645.78	649.08	648.56	2.33	4.18
HORMEL FOODS CORP (CALLABLE) DTD 03/08/2024 4.800% 03/30/2027	440452AK6	30,000.00	WellsFar	02/28/27	101.36	30,406.71	435.81	430.59	2.30	4.24
HORMEL FOODS CORP (CALLABLE) DTD 03/08/2024 4.800% 03/30/2027	440452AK6	50,000.00	TWEB	02/28/27	101.36	50,677.85	193.35	202.69	2.30	4.24
BMW US CAPITAL LLC DTD 04/02/2024 4.900% 04/02/2027	05565ECH6	90,000.00	JPMorgan		101.26	91,134.45	1,241.55	1,227.51	2.35	4.38
ADOBE INC (CALLABLE) DTD 04/04/2024 4.850% 04/04/2027	00724PAE9	35,000.00	BOFAML	03/04/27	101.62	35,566.79	584.29	582.04	2.31	4.18
TORONTO-DOMINION BANK DTD 04/05/2024 4.980% 04/05/2027	89115A2W1	90,000.00	TD Secur		101.36	91,222.11	1,222.11	1,222.11	2.36	4.42
BRIGHTHSE FIN GLBL FUND DTD 04/11/2024 5.550% 04/09/2027	10921U2J6	50,000.00	JPMorgan		101.30	50,649.45	664.45	662.62	2.34	5.01
UNITEDHEALTH GROUP INC (CALLABLE) DTD 03/21/2024 4.600% 04/15/2027	91324PEY4	90,000.00	BOFAML	03/15/27	101.16	91,047.06	1,674.36	1,588.70	2.35	4.12
PACCAR FINANCIAL CORP DTD 05/13/2024 5.000% 05/13/2027	69371RT22	30,000.00	WellsFar		102.22	30,665.76	688.86	686.64	2.46	4.12
GOLDMAN SACHS BANK USA (CALLABLE) DTD 05/21/2024 5.414% 05/21/2027	38151LAG5	70,000.00	GoldmanS	05/21/26	101.13	70,788.83	788.83	788.83	1.62	5.22
CANADIAN IMPERIAL BANK DTD 06/28/2024 5.237% 06/28/2027	13607L8C0	25,000.00	CIBC		102.16	25,540.50	540.50	540.50	2.57	4.41
PNC FINANCIAL SERVICES (CALLABLE) DTD 07/23/2024 5.102% 07/23/2027	693475BY0	60,000.00	PNCBank	07/23/26	100.84	60,505.02	505.02	505.02	1.78	5.14
BLACKROCK FUNDING INC (CALLABLE) DTD 07/26/2024 4.600% 07/26/2027	09290DAH4	55,000.00	BOFAML	06/26/27	101.42	55,783.31	784.96	784.79	2.63	4.07
HONEYWELL INTERNATIONAL (CALLABLE) DTD 08/01/2024 4.650% 07/30/2027	438516CX2	55,000.00	Deutsche	06/30/27	101.32	55,725.40	727.05	726.88	2.64	4.16

**Managed Account Fair Market Value & Analytics**

For the Month Ending **August 31, 2024**

**CITY OF DORAL TRANSPORTATION - [REDACTED]**

<b>Security Type/Description</b>	<b>Dated Date/Coupon/Maturity</b>	<b>CUSIP</b>	<b>Par</b>	<b>Broker</b>	<b>Next Call Date</b>	<b>Market Price</b>	<b>Market Value</b>	<b>Unreal G/L On Cost</b>	<b>Unreal G/L Amort Cost</b>	<b>Effective Duration</b>	<b>YTM at Mkt</b>
<b>Corporate Note</b>											
PRINCIPAL LFE GLB FND II		74256LFA2	10,000.00	Deutsche		100.47	10,047.33	55.13	55.04	2.73	4.43
DTD 08/19/2024 4.600% 08/19/2027											
BP CAP MARKETS AMERICA (CALLABLE)		10373QBY5	70,000.00	Deutsche	10/17/27	102.17	71,516.55	1,516.55	1,516.55	2.85	4.29
DTD 05/17/2024 5.017% 11/17/2027											
MORGAN STANLEY (CALLABLE)		61747YFP5	10,000.00	MorganSt	04/13/27	102.64	10,264.27	264.27	264.27	2.37	5.04
DTD 04/19/2024 5.652% 04/13/2028											
BANK OF NY MELLON CORP (CALLABLE)		06406RBX4	80,000.00	MorganSt	07/21/27	101.09	80,874.48	874.48	874.48	2.65	4.90
DTD 07/22/2024 4.890% 07/21/2028											
JPMORGAN CHASE & CO (CALLABLE)		46647PEL6	60,000.00	JPMorgan	07/22/27	101.29	60,772.92	772.92	772.92	2.65	4.93
DTD 07/22/2024 4.979% 07/22/2028											

<b>Security Type Sub-Total</b>			<b>2,560,000.00</b>				<b>2,585,768.94</b>	<b>26,051.99</b>	<b>26,526.80</b>	<b>1.79</b>	<b>4.67</b>
--------------------------------	--	--	---------------------	--	--	--	---------------------	------------------	------------------	-------------	-------------

<b>Asset-Backed Security</b>											
HAROT 2021-3 A3		43815EAC8	3,409.69	Barclays		98.97	3,374.66	(34.98)	(35.02)	0.21	5.43
DTD 08/25/2021 0.410% 11/18/2025											
CARMX 2021-1 A3		14316NAC3	866.06	OTHER		99.78	864.19	(1.69)	(1.82)	0.04	5.98
DTD 01/27/2021 0.340% 12/15/2025											
HAROT 2021-4 A3		43815GAC3	4,701.82	BOFAML		98.39	4,626.12	(74.71)	(75.37)	0.35	5.48
DTD 11/24/2021 0.880% 01/21/2026											
DTRT 2022-1 A3		233869AC0	30,378.57	JPMorgan		99.98	30,373.23	(3.32)	(4.46)	0.40	5.33
DTD 10/19/2022 5.230% 02/17/2026											
HAROT 2022-1 A3		43815BAC4	28,148.76	JPMorgan		98.44	27,710.62	(433.90)	(436.43)	0.46	5.31
DTD 02/23/2022 1.880% 05/15/2026											
CARMX 2021-3 A3		14317DAC4	8,323.64	RBC Capi		98.24	8,177.05	(145.22)	(146.09)	0.35	5.56
DTD 07/28/2021 0.550% 06/15/2026											
FORDO 2022-A A3		345286AC2	10,906.91	Citigrou		98.54	10,747.84	(157.77)	(158.54)	0.39	5.06
DTD 01/24/2022 1.290% 06/15/2026											
BMWOT 2022-A A3		05602RAD3	15,563.62	RBC Capi		99.07	15,418.55	(144.26)	(144.69)	0.50	5.09
DTD 05/18/2022 3.210% 08/25/2026											
CARMX 2021-4 A3		14317JAD9	7,194.08	Barclays		97.97	7,048.23	(145.02)	(145.51)	0.43	5.27
DTD 09/22/2021 0.560% 09/15/2026											
JDOT 2022-A A3		47787JAC2	20,897.79	BOFAML		98.55	20,594.20	(298.96)	(301.49)	0.49	5.30
DTD 03/16/2022 2.320% 09/15/2026											

**Managed Account Fair Market Value & Analytics**

For the Month Ending **August 31, 2024**

**CITY OF DORAL TRANSPORTATION - [REDACTED]**

<b>Security Type/Description</b>	<b>CUSIP</b>	<b>Par</b>	<b>Broker</b>	<b>Next Call Date</b>	<b>Market Price</b>	<b>Market Value</b>	<b>Unreal G/L On Cost</b>	<b>Unreal G/L Amort Cost</b>	<b>Effective Duration</b>	<b>YTM at Mkt</b>
<b>Asset-Backed Security</b>										
HART 2022-A A3 DTD 03/16/2022 2.220% 10/15/2026	448977AD0	34,043.84	BOFAML		98.51	33,535.23	(507.31)	(508.01)	0.46	5.45
ALLYA 2022-1 A3 DTD 05/18/2022 3.310% 11/15/2026	02008JAC0	39,195.24	Barclays		99.17	38,871.52	(316.13)	(319.99)	0.47	5.10
GMCAR 2022-1 A3 DTD 01/19/2022 1.260% 11/16/2026	380146AC4	11,092.90	BNPPSA		98.31	10,905.30	(186.64)	(187.16)	0.43	5.19
CNH 2021-C A3 DTD 10/27/2021 0.810% 12/15/2026	12598LAC0	6,404.96	WellsFar		97.86	6,267.92	(136.30)	(136.71)	0.52	4.95
HDMOT 2022-A A3 DTD 04/20/2022 3.060% 02/15/2027	41284YAD8	20,628.11	WellsFar		99.04	20,429.61	(195.07)	(196.75)	0.45	5.20
GMCAR 2022-2 A3 DTD 04/13/2022 3.100% 02/16/2027	362585AC5	19,484.39	RBC Capi		98.78	19,246.00	(234.32)	(236.32)	0.59	5.19
CARMX 2022-2 A3 DTD 04/28/2022 3.490% 02/16/2027	14317HAC5	26,508.06	BOFAML		99.00	26,242.58	(261.45)	(263.42)	0.59	5.21
TAOT 2022-C A3 DTD 08/16/2022 3.760% 04/15/2027	89231CAD9	23,250.34	Citigrou		99.20	23,063.18	(183.27)	(184.98)	0.75	4.87
COPAR 2022-1 A3 DTD 05/04/2022 3.170% 04/15/2027	14043QAC6	25,470.61	WellsFar		98.71	25,142.68	(322.36)	(324.98)	0.69	5.05
DCENT 2022-A2 A DTD 05/26/2022 3.320% 05/15/2027	254683CS2	80,000.00	RBC Capi		98.83	79,060.80	(932.70)	(935.66)	0.68	5.07
COPAR 2022-2 A3 DTD 08/10/2022 3.660% 05/17/2027	14043GAD6	31,672.97	JPMorgan		99.02	31,363.78	(306.92)	(307.90)	0.77	4.95
JDOT 2022-C A3 DTD 10/19/2022 5.090% 06/15/2027	47800BAC2	66,636.91	Citigrou		100.10	66,700.54	68.80	66.73	0.82	5.03
CNH 2022-A A3 DTD 03/31/2022 2.940% 07/15/2027	12660DAC1	28,921.81	Citigrou		98.27	28,421.17	(498.49)	(499.47)	0.84	5.03
DCENT 2022-A3 A3 DTD 08/09/2022 3.560% 07/15/2027	254683CW3	75,000.00	BOFAML		98.91	74,183.10	(807.59)	(811.48)	0.84	4.89
CARMX 2022-4 A3 DTD 10/31/2022 5.340% 08/16/2027	14318UAD3	87,687.90	Barclays		100.34	87,987.53	320.19	312.32	0.80	4.97
MBART 2022-1 A3 DTD 11/22/2022 5.210% 08/16/2027	58768PAC8	91,985.20	SMBC		100.21	92,175.79	208.78	201.96	0.79	5.00
BACCT 2022-A1 A1 DTD 06/16/2022 3.530% 11/15/2027	05522RDE5	30,000.00	BOFAML		98.96	29,687.46	(310.67)	(311.43)	0.76	4.93

Managed Account Fair Market Value & Analytics

For the Month Ending August 31, 2024

CITY OF DORAL TRANSPORTATION - [REDACTED]

Security Type/Description Dated Date/Coupon/Maturity	CUSIP	Par	Broker	Next Call Date	Market Price	Market Value	Unreal G/L On Cost	Unreal G/L Amort Cost	Effective Duration	YTM at Mkt
<b>Asset-Backed Security</b>										
HAROT 2023-2 A3 DTD 05/30/2023 4.930% 11/15/2027	437927AC0	40,000.00	Barclays		100.29	40,117.56	124.04	122.22	1.34	4.76
FORDO 2023-A A3 DTD 03/31/2023 4.650% 02/15/2028	344928AD8	30,000.00	BNPPSA		99.89	29,966.85	(30.02)	(30.93)	1.08	4.80
TAOT 2023-B A3 DTD 05/23/2023 4.710% 02/15/2028	891941AD8	45,000.00	RBC Capi		100.01	45,005.89	8.41	7.73	1.32	4.75
BAAT 2023-1A A3 DTD 07/31/2023 5.530% 02/15/2028	06428AAC2	45,000.00	BOFAML		101.02	45,459.59	461.30	460.89	1.37	4.85
GMCAR 2023-2 A3 DTD 04/12/2023 4.470% 02/16/2028	362583AD8	30,000.00	BOFAML		99.72	29,915.01	(84.17)	(84.40)	1.12	4.77
BMWOT 2023-A A3 DTD 07/18/2023 5.470% 02/25/2028	05592XAD2	20,000.00	TD Secur		100.99	20,198.78	202.32	201.46	1.16	4.68
NAROT 2023-B A3 DTD 10/25/2023 5.930% 03/15/2028	65480MAD5	25,000.00	MIZU		101.76	25,439.88	444.95	444.02	1.30	4.66
HART 2023-B A3 DTD 07/19/2023 5.480% 04/17/2028	44933XAD9	25,000.00	Barclays		101.23	25,308.23	309.31	309.06	1.33	4.62
USAOT 2023-A A3 DTD 09/15/2023 5.580% 05/15/2028	90291VAC4	80,000.00	JPMorgan		100.96	80,770.56	784.56	781.78	1.25	4.87
ALLYA 2023-1 A3 DTD 07/19/2023 5.460% 05/15/2028	02007WAC2	120,000.00	SUMITR		100.98	121,178.52	2,041.02	1,880.52	1.24	4.74
BAAT 2023-2A A3 DTD 11/21/2023 5.740% 06/15/2028	06054YAC1	90,000.00	BOFAML		101.70	91,530.27	1,531.90	1,604.55	1.60	4.75
HAROT 2023-4 A3 DTD 11/08/2023 5.670% 06/21/2028	438123AC5	20,000.00	JPMorgan		101.93	20,385.62	389.14	388.56	1.59	4.53
TAOT 2023-D A3 DTD 11/14/2023 5.540% 08/15/2028	89239FAD4	25,000.00	JPMorgan		102.03	25,506.73	509.42	508.95	1.72	4.43
FITAT 2023-1 A3 DTD 08/23/2023 5.530% 08/15/2028	31680EAD3	70,000.00	JPMorgan		101.07	70,746.55	750.89	750.00	1.41	4.84
HAROT 2024-1 A3 DTD 02/21/2024 5.210% 08/15/2028	437918AC9	70,000.00	SUMITR		101.21	70,845.60	848.64	848.10	1.74	4.58
CHAIT 2023-A1 A DTD 09/15/2023 5.160% 09/15/2028	161571HT4	100,000.00	JPMorgan		101.67	101,670.70	1,698.42	1,693.62	1.89	4.34
AMXCA 2023-3 A DTD 09/19/2023 5.230% 09/15/2028	02582JKD1	100,000.00	Citigrou		101.89	101,885.10	1,889.57	1,936.68	1.89	4.30

**Managed Account Fair Market Value & Analytics**

For the Month Ending **August 31, 2024**

**CITY OF DORAL TRANSPORTATION - [REDACTED]**

<b>Security Type/Description</b>	<b>CUSIP</b>	<b>Par</b>	<b>Broker</b>	<b>Next Call Date</b>	<b>Market Price</b>	<b>Market Value</b>	<b>Unreal G/L On Cost</b>	<b>Unreal G/L Amort Cost</b>	<b>Effective Duration</b>	<b>YTM at Mkt</b>
<b>Asset-Backed Security</b>										
TAOT 2024-A A3 DTD 01/30/2024 4.830% 10/16/2028	89238DAD0	25,000.00	BOFAML		100.60	25,151.15	156.15	155.54	1.73	4.53
HART 2023-C A3 DTD 11/13/2023 5.540% 10/16/2028	44918CAD4	35,000.00	BNPPSA		101.92	35,672.18	676.78	676.04	1.71	4.49
JDOT 2024-A A3 DTD 03/19/2024 4.960% 11/15/2028	47800RAD5	20,000.00	Citigrou		101.22	20,243.52	244.64	254.58	1.88	4.37
MBART 2023-2 A3 DTD 10/25/2023 5.950% 11/15/2028	58769FAC9	35,000.00	BOFAML		102.30	35,805.49	808.48	807.96	1.52	4.52
GMCAR 2024-1 A3 DTD 01/17/2024 4.850% 12/18/2028	36268GAD7	10,000.00	Barclays		100.81	10,080.73	82.74	82.51	1.72	4.43
JDOT 2024-B A3 DTD 06/18/2024 5.200% 03/15/2029	47786WAD2	40,000.00	RBC Capi		102.03	40,813.04	820.86	820.46	2.17	4.34
HART 2024-B A3 DTD 07/24/2024 4.840% 03/15/2029	44934QAD3	40,000.00	Citigrou		101.06	40,424.12	430.16	429.98	2.18	4.40
TAOT 2024-C A3 DTD 07/30/2024 4.880% 03/15/2029	89237OAD2	50,000.00	MUFG		101.19	50,593.10	593.13	593.10	2.17	4.39
WOART 2024-A A3 DTD 02/14/2024 4.860% 03/15/2029	98164RAD8	60,000.00	MIZU		100.92	60,554.46	562.37	561.53	1.95	4.40
CHAOT 2024-1A A3 DTD 03/27/2024 5.130% 05/25/2029	16144BAC2	25,000.00	JPMorgan		101.40	25,350.05	351.71	351.52	2.04	4.50
CNH 2024-A A3 DTD 01/24/2024 4.770% 06/15/2029	18978FAC0	25,000.00	BOFAML		100.83	25,208.25	214.16	240.39	1.99	4.40
<b>Security Type Sub-Total</b>		<b>2,128,374.16</b>				<b>2,138,046.41</b>	<b>10,779.60</b>	<b>10,703.75</b>	<b>1.26</b>	<b>4.77</b>
<b>Managed Account Sub-Total</b>		<b>12,139,195.89</b>				<b>12,208,102.28</b>	<b>93,241.12</b>	<b>84,251.32</b>	<b>1.72</b>	<b>4.28</b>
<b>Securities Sub-Total</b>		<b>\$12,139,195.89</b>				<b>\$12,208,102.28</b>	<b>\$93,241.12</b>	<b>\$84,251.32</b>	<b>1.72</b>	<b>4.28%</b>
<b>Accrued Interest</b>						<b>\$101,651.70</b>				
<b>Total Investments</b>						<b>\$12,309,753.98</b>				

**Managed Account Security Transactions & Interest**

For the Month Ending **August 31, 2024**

CITY OF DORAL TRANSPORTATION - [REDACTED]

Transaction Type		Security Description	CUSIP	Par	Principal Proceeds	Accrued Interest	Total	Realized G/L Cost	Realized G/L Amort Cost	Sale Method
Trade	Settle									
<b>BUY</b>										
07/29/24	08/01/24	HONEYWELL INTERNATIONAL (CALLABLE) DTD 08/01/2024 4.650% 07/30/2027	438516CX2	55,000.00	(54,998.35)	0.00	(54,998.35)			
08/01/24	08/02/24	US TREASURY N/B DTD 08/15/2023 4.375% 08/15/2026	91282CHU8	420,000.00	(421,361.72)	(8,531.25)	(429,892.97)			
08/06/24	08/09/24	TOYOTA MOTOR CREDIT CORP DTD 08/09/2024 4.550% 08/07/2026	89236TMJ1	10,000.00	(9,993.80)	0.00	(9,993.80)			
08/07/24	08/09/24	TOYOTA MOTOR CREDIT CORP DTD 08/09/2024 4.550% 08/07/2026	89236TMJ1	30,000.00	(30,014.40)	0.00	(30,014.40)			
08/09/24	08/12/24	HORMEL FOODS CORP (CALLABLE) DTD 03/08/2024 4.800% 03/30/2027	440452AK6	50,000.00	(50,484.50)	(1,026.67)	(51,511.17)			
08/12/24	08/19/24	PRINCIPAL LFE GLB FND II DTD 08/19/2024 4.600% 08/19/2027	74256LFA2	10,000.00	(9,992.20)	0.00	(9,992.20)			
<b>Transaction Type Sub-Total</b>				<b>575,000.00</b>	<b>(576,844.97)</b>	<b>(9,557.92)</b>	<b>(586,402.89)</b>			

<b>INTEREST</b>										
08/01/24	08/01/24	GNR 2020-H02 DA DTD 01/01/2020 2.250% 12/01/2069	38380LV67		0.00	32.20	32.20			
08/01/24	08/01/24	GNR 2019-H12 JA DTD 07/01/2019 2.500% 07/01/2069	38380LXE8		0.00	28.94	28.94			
08/01/24	08/01/24	GNR 2014-H19 HA DTD 09/01/2014 3.000% 09/01/2064	38375UPV6		0.00	13.25	13.25			
08/01/24	08/01/24	MONEY MARKET FUND DTD 01/01/2010 0.000% --	MONEY0002		0.00	371.43	371.43			
08/01/24	08/25/24	FN FM4174 DTD 09/01/2020 3.000% 11/01/2032	3140X7T82		0.00	38.19	38.19			
08/01/24	08/25/24	FHMS K082 A1 DTD 10/01/2018 3.920% 05/01/2028	3137FJKD0		0.00	189.77	189.77			
08/01/24	08/25/24	FHMS K058 A1 DTD 11/01/2016 2.340% 07/01/2026	3137BSP64		0.00	90.88	90.88			
08/01/24	08/25/24	FHMS K736 A2 DTD 09/01/2019 2.282% 07/01/2026	3137FNWX4		0.00	123.61	123.61			
08/01/24	08/25/24	FN BM4614 DTD 10/01/2018 3.000% 03/01/2033	3140J9DU2		0.00	23.90	23.90			

**Managed Account Security Transactions & Interest**

For the Month Ending **August 31, 2024**

CITY OF DORAL TRANSPORTATION - [REDACTED]

Transaction Type		Security Description	CUSIP	Par	Principal Proceeds	Accrued Interest	Total	Realized G/L Cost	Realized G/L Amort Cost	Sale Method
Trade	Settle									
<b>INTEREST</b>										
08/05/24	08/05/24	NATIONAL RURAL UTIL COOP (CALLABLE) DTD 02/05/2024 4.800% 02/05/2027	63743HFM9		0.00	2,160.00	2,160.00			
08/06/24	08/06/24	STATE STREET CORP (CALLABLE) DTD 02/07/2022 1.746% 02/06/2026	857477BR3		0.00	218.25	218.25			
08/08/24	08/08/24	TEXAS INSTRUMENTS INC (CALLABLE) DTD 02/08/2024 4.600% 02/08/2027	882508CE2		0.00	1,265.00	1,265.00			
08/09/24	08/09/24	ELI LILLY & CO (CALLABLE) DTD 02/09/2024 4.500% 02/09/2027	532457CJ5		0.00	1,237.50	1,237.50			
08/14/24	08/14/24	TOYOTA MOTOR CREDIT CORP DTD 08/14/2023 5.000% 08/14/2026	89236TKX2		0.00	1,125.00	1,125.00			
08/14/24	08/14/24	3M COMPANY (CALLABLE) DTD 08/26/2019 2.000% 02/14/2025	88579YBH3		0.00	350.00	350.00			
08/15/24	08/15/24	CNH 2021-C A3 DTD 10/27/2021 0.810% 12/15/2026	12598LAC0		0.00	4.93	4.93			
08/15/24	08/15/24	HDMOT 2022-A A3 DTD 04/20/2022 3.060% 02/15/2027	41284YAD8		0.00	58.00	58.00			
08/15/24	08/15/24	JDOT 2024-B A3 DTD 06/18/2024 5.200% 03/15/2029	47786WAD2		0.00	173.33	173.33			
08/15/24	08/15/24	CARMX 2021-4 A3 DTD 09/22/2021 0.560% 09/15/2026	14317JAD9		0.00	3.71	3.71			
08/15/24	08/15/24	JDOT 2024-A A3 DTD 03/19/2024 4.960% 11/15/2028	47800RAD5		0.00	82.67	82.67			
08/15/24	08/15/24	WOART 2024-A A3 DTD 02/14/2024 4.860% 03/15/2029	98164RAD8		0.00	243.00	243.00			
08/15/24	08/15/24	FORDO 2023-A A3 DTD 03/31/2023 4.650% 02/15/2028	344928AD8		0.00	116.25	116.25			
08/15/24	08/15/24	BACCT 2022-A1 A1 DTD 06/16/2022 3.530% 11/15/2027	05522RDE5		0.00	88.25	88.25			
08/15/24	08/15/24	ALLYA 2023-1 A3 DTD 07/19/2023 5.460% 05/15/2028	02007WAC2		0.00	546.00	546.00			
08/15/24	08/15/24	BAAT 2023-2A A3 DTD 11/21/2023 5.740% 06/15/2028	06054YAC1		0.00	430.50	430.50			

**Managed Account Security Transactions & Interest**

For the Month Ending **August 31, 2024**

CITY OF DORAL TRANSPORTATION - [REDACTED]

Transaction Type		Security Description	CUSIP	Par	Principal Proceeds	Accrued Interest	Total	Realized G/L Cost	Realized G/L Amort Cost	Sale Method
Trade	Settle									
<b>INTEREST</b>										
08/15/24	08/15/24	USAOT 2023-A A3 DTD 09/15/2023 5.580% 05/15/2028	90291VAC4		0.00	372.00	372.00			
08/15/24	08/15/24	US TREASURY N/B DTD 08/15/2023 4.375% 08/15/2026	91282CHU8		0.00	14,546.88	14,546.88			
08/15/24	08/15/24	TAOT 2023-B A3 DTD 05/23/2023 4.710% 02/15/2028	891941AD8		0.00	176.63	176.63			
08/15/24	08/15/24	BAAT 2023-1A A3 DTD 07/31/2023 5.530% 02/15/2028	06428AAC2		0.00	207.38	207.38			
08/15/24	08/15/24	CARMX 2021-3 A3 DTD 07/28/2021 0.550% 06/15/2026	14317DAC4		0.00	4.31	4.31			
08/15/24	08/15/24	HAROT 2024-1 A3 DTD 02/21/2024 5.210% 08/15/2028	437918AC9		0.00	303.92	303.92			
08/15/24	08/15/24	JDOT 2022-C A3 DTD 10/19/2022 5.090% 06/15/2027	47800BAC2		0.00	296.92	296.92			
08/15/24	08/15/24	TAOT 2023-D A3 DTD 11/14/2023 5.540% 08/15/2028	89239FAD4		0.00	115.42	115.42			
08/15/24	08/15/24	CNH 2022-A A3 DTD 03/31/2022 2.940% 07/15/2027	12660DAC1		0.00	72.87	72.87			
08/15/24	08/15/24	COPAR 2022-2 A3 DTD 08/10/2022 3.660% 05/17/2027	14043GAD6		0.00	102.93	102.93			
08/15/24	08/15/24	HART 2024-B A3 DTD 07/24/2024 4.840% 03/15/2029	44934QAD3		0.00	112.93	112.93			
08/15/24	08/15/24	ALLYA 2022-1 A3 DTD 05/18/2022 3.310% 11/15/2026	02008JAC0		0.00	118.37	118.37			
08/15/24	08/15/24	CARMX 2022-4 A3 DTD 10/31/2022 5.340% 08/16/2027	14318UAD3		0.00	400.50	400.50			
08/15/24	08/15/24	DCENT 2022-A3 A3 DTD 08/09/2022 3.560% 07/15/2027	254683CW3		0.00	222.50	222.50			
08/15/24	08/15/24	HAROT 2022-1 A3 DTD 02/23/2022 1.880% 05/15/2026	43815BAC4		0.00	48.83	48.83			
08/15/24	08/15/24	MBART 2022-1 A3 DTD 11/22/2022 5.210% 08/16/2027	58768PAC8		0.00	426.19	426.19			
08/15/24	08/15/24	CHAIT 2023-A1 A DTD 09/15/2023 5.160% 09/15/2028	161571HT4		0.00	430.00	430.00			



**Managed Account Security Transactions & Interest**

For the Month Ending **August 31, 2024**

CITY OF DORAL TRANSPORTATION - [REDACTED]

Transaction Type		Security Description	CUSIP	Par	Principal Proceeds	Accrued Interest	Total	Realized G/L Cost	Realized G/L Amort Cost	Sale Method
Trade	Settle									
<b>INTEREST</b>										
08/15/24	08/15/24	US TREASURY N/B DTD 02/15/2024 4.125% 02/15/2027	91282CKA8		0.00	6,290.63	6,290.63			
08/15/24	08/15/24	NAROT 2023-B A3 DTD 10/25/2023 5.930% 03/15/2028	65480MAD5		0.00	123.54	123.54			
08/15/24	08/15/24	CNH 2024-A A3 DTD 01/24/2024 4.770% 06/15/2029	18978FAC0		0.00	99.38	99.38			
08/15/24	08/15/24	JDOT 2022-A A3 DTD 03/16/2022 2.320% 09/15/2026	47787JAC2		0.00	44.74	44.74			
08/15/24	08/15/24	TAOT 2024-C A3 DTD 07/30/2024 4.880% 03/15/2029	89237OAD2		0.00	101.67	101.67			
08/15/24	08/15/24	CARMX 2022-2 A3 DTD 04/28/2022 3.490% 02/16/2027	14317HAC5		0.00	83.20	83.20			
08/15/24	08/15/24	MBART 2023-2 A3 DTD 10/25/2023 5.950% 11/15/2028	58769FAC9		0.00	173.54	173.54			
08/15/24	08/15/24	TAOT 2022-C A3 DTD 08/16/2022 3.760% 04/15/2027	89231CAD9		0.00	77.51	77.51			
08/15/24	08/15/24	HAROT 2023-2 A3 DTD 05/30/2023 4.930% 11/15/2027	437927AC0		0.00	164.33	164.33			
08/15/24	08/15/24	US TREASURY N/B DTD 02/15/2023 4.000% 02/15/2026	91282CGL9		0.00	10,100.00	10,100.00			
08/15/24	08/15/24	FORDO 2022-A A3 DTD 01/24/2022 1.290% 06/15/2026	345286AC2		0.00	13.22	13.22			
08/15/24	08/15/24	FITAT 2023-1 A3 DTD 08/23/2023 5.530% 08/15/2028	31680EAD3		0.00	322.58	322.58			
08/15/24	08/15/24	DCENT 2022-A2 A DTD 05/26/2022 3.320% 05/15/2027	254683CS2		0.00	221.33	221.33			
08/15/24	08/15/24	AMXCA 2023-3 A DTD 09/19/2023 5.230% 09/15/2028	02582JKD1		0.00	435.83	435.83			
08/15/24	08/15/24	HART 2023-C A3 DTD 11/13/2023 5.540% 10/16/2028	44918CAD4		0.00	161.58	161.58			
08/15/24	08/15/24	HART 2022-A A3 DTD 03/16/2022 2.220% 10/15/2026	448977AD0		0.00	69.28	69.28			
08/15/24	08/15/24	DTRT 2022-1 A3 DTD 10/19/2022 5.230% 02/17/2026	233869AC0		0.00	149.67	149.67			

**Managed Account Security Transactions & Interest**

For the Month Ending **August 31, 2024**

CITY OF DORAL TRANSPORTATION - [REDACTED]											
Transaction Type	Trade	Settle	Security Description	CUSIP	Par	Principal Proceeds	Accrued Interest	Total	Realized G/L Cost	Realized G/L Amort Cost	Sale Method
<b>INTEREST</b>											
	08/15/24	08/15/24	COPAR 2022-1 A3 DTD 05/04/2022 3.170% 04/15/2027	14043QAC6		0.00	72.09	72.09			
	08/15/24	08/15/24	HART 2023-B A3 DTD 07/19/2023 5.480% 04/17/2028	44933XAD9		0.00	114.17	114.17			
	08/15/24	08/15/24	TAOT 2024-A A3 DTD 01/30/2024 4.830% 10/16/2028	89238DAD0		0.00	100.63	100.63			
	08/15/24	08/15/24	CARMX 2021-1 A3 DTD 01/27/2021 0.340% 12/15/2025	14316NAC3		0.00	0.67	0.67			
	08/16/24	08/16/24	GMCAR 2024-1 A3 DTD 01/17/2024 4.850% 12/18/2028	36268GAD7		0.00	40.42	40.42			
	08/16/24	08/16/24	GMCAR 2022-1 A3 DTD 01/19/2022 1.260% 11/16/2026	380146AC4		0.00	12.88	12.88			
	08/16/24	08/16/24	GMCAR 2023-2 A3 DTD 04/12/2023 4.470% 02/16/2028	362583AD8		0.00	111.75	111.75			
	08/16/24	08/16/24	GMCAR 2022-2 A3 DTD 04/13/2022 3.100% 02/16/2027	362585AC5		0.00	54.30	54.30			
	08/18/24	08/18/24	HAROT 2021-3 A3 DTD 08/25/2021 0.410% 11/18/2025	43815EAC8		0.00	1.44	1.44			
	08/21/24	08/21/24	HAROT 2021-4 A3 DTD 11/24/2021 0.880% 01/21/2026	43815GAC3		0.00	3.93	3.93			
	08/21/24	08/21/24	HAROT 2023-4 A3 DTD 11/08/2023 5.670% 06/21/2028	438123AC5		0.00	94.50	94.50			
	08/22/24	08/22/24	BRISTOL-MYERS SQUIBB CO (CALLABLE) DTD 02/22/2024 4.900% 02/22/2027	110122EE4		0.00	367.50	367.50			
	08/25/24	08/25/24	BMWOT 2023-A A3 DTD 07/18/2023 5.470% 02/25/2028	05592XAD2		0.00	91.17	91.17			
	08/25/24	08/25/24	CHAOT 2024-1A A3 DTD 03/27/2024 5.130% 05/25/2029	16144BAC2		0.00	106.88	106.88			
	08/25/24	08/25/24	BMWOT 2022-A A3 DTD 05/18/2022 3.210% 08/25/2026	05602RAD3		0.00	45.83	45.83			
	08/26/24	08/26/24	CISCO SYSTEMS INC (CALLABLE) DTD 02/26/2024 4.800% 02/26/2027	17275RBQ4		0.00	1,320.00	1,320.00			

**Managed Account Security Transactions & Interest**

For the Month Ending **August 31, 2024**

CITY OF DORAL TRANSPORTATION - [REDACTED]

Transaction Type	Trade	Settle	Security Description	CUSIP	Par	Principal Proceeds	Accrued Interest	Total	Realized G/L Cost	Realized G/L Amort Cost	Sale Method
<b>INTEREST</b>											
	08/26/24	08/26/24	ASTRAZENECA FINANCE LLC (CALLABLE) DTD 02/26/2024 4.800% 02/26/2027	04636NAK9		0.00	960.00	960.00			
	08/28/24	08/28/24	PACIFIC LIFE GF II DTD 08/30/2023 5.500% 08/28/2026	6944PL2W8		0.00	412.50	412.50			
<b>Transaction Type Sub-Total</b>						<b>0.00</b>	<b>49,515.83</b>	<b>49,515.83</b>			
<b>MATURITY</b>											
	08/01/24	08/01/24	BB&T CORPORATION CORP BONDS DTD 07/29/2019 2.500% 08/01/2024	05531FBH5	35,000.00	35,000.00	437.50	35,437.50	(1,942.50)	0.00	
	08/01/24	08/01/24	BB&T CORPORATION CORP BONDS DTD 07/29/2019 2.500% 08/01/2024	05531FBH5	50,000.00	50,000.00	625.00	50,625.00	(1,670.00)	0.00	
<b>Transaction Type Sub-Total</b>					<b>85,000.00</b>	<b>85,000.00</b>	<b>1,062.50</b>	<b>86,062.50</b>	<b>(3,612.50)</b>	<b>0.00</b>	
<b>PAYDOWNS</b>											
	08/01/24	08/20/24	GNR 2020-H02 DA DTD 01/01/2020 2.250% 12/01/2069	38380LV67	484.72	484.72	0.00	484.72	(2.10)	0.00	
	08/01/24	08/20/24	GNR 2019-H12 JA DTD 07/01/2019 2.500% 07/01/2069	38380LXE8	646.80	646.80	0.00	646.80	(3.16)	0.00	
	08/01/24	08/20/24	GNR 2014-H19 HA DTD 09/01/2014 3.000% 09/01/2064	38375UPV6	716.90	716.90	0.00	716.90	(44.23)	0.00	
	08/01/24	08/25/24	FHMS K082 A1 DTD 10/01/2018 3.920% 05/01/2028	3137FJKD0	906.56	906.56	0.00	906.56	29.60	23.87	
	08/01/24	08/25/24	FN BM4614 DTD 10/01/2018 3.000% 03/01/2033	3140J9DU2	193.33	193.33	0.00	193.33	(12.69)	0.00	
	08/01/24	08/25/24	FHMS K058 A1 DTD 11/01/2016 2.340% 07/01/2026	3137BSP64	1,551.83	1,551.83	0.00	1,551.83	79.53	54.39	
	08/01/24	08/25/24	FN FM4174 DTD 09/01/2020 3.000% 11/01/2032	3140X7T82	572.55	572.55	0.00	572.55	(34.62)	0.00	
	08/15/24	08/15/24	HDMOT 2022-A A3 DTD 04/20/2022 3.060% 02/15/2027	41284YAD8	2,118.63	2,118.63	0.00	2,118.63	0.35	0.00	
	08/15/24	08/15/24	HAROT 2022-1 A3 DTD 02/23/2022 1.880% 05/15/2026	43815BAC4	3,016.63	3,016.63	0.00	3,016.63	0.45	0.00	

**Managed Account Security Transactions & Interest**

For the Month Ending **August 31, 2024**

CITY OF DORAL TRANSPORTATION - [REDACTED]

Transaction Type		Security Description	CUSIP	Par	Principal Proceeds	Accrued Interest	Total	Realized G/L Cost	Realized G/L Amort Cost	Sale Method
Trade	Settle									
<b>PAYDOWNS</b>										
08/15/24	08/15/24	CARMX 2021-3 A3 DTD 07/28/2021 0.550% 06/15/2026	14317DAC4	1,072.38	1,072.38	0.00	1,072.38	0.18	0.00	
08/15/24	08/15/24	FORDO 2022-A A3 DTD 01/24/2022 1.290% 06/15/2026	345286AC2	1,386.59	1,386.59	0.00	1,386.59	0.16	0.00	
08/15/24	08/15/24	CNH 2021-C A3 DTD 10/27/2021 0.810% 12/15/2026	12598LAC0	896.23	896.23	0.00	896.23	0.10	0.00	
08/15/24	08/15/24	HART 2022-A A3 DTD 03/16/2022 2.220% 10/15/2026	448977AD0	3,406.75	3,406.75	0.00	3,406.75	0.13	0.00	
08/15/24	08/15/24	TAOT 2022-C A3 DTD 08/16/2022 3.760% 04/15/2027	89231CAD9	1,487.74	1,487.74	0.00	1,487.74	0.25	0.00	
08/15/24	08/15/24	JDOT 2022-A A3 DTD 03/16/2022 2.320% 09/15/2026	47787JAC2	2,244.82	2,244.82	0.00	2,244.82	0.50	0.00	
08/15/24	08/15/24	DTRT 2022-1 A3 DTD 10/19/2022 5.230% 02/17/2026	233869AC0	3,963.06	3,963.06	0.00	3,963.06	0.26	0.00	
08/15/24	08/15/24	ALLYA 2022-1 A3 DTD 05/18/2022 3.310% 11/15/2026	02008JAC0	3,716.81	3,716.81	0.00	3,716.81	0.72	0.00	
08/15/24	08/15/24	CARMX 2021-1 A3 DTD 01/27/2021 0.340% 12/15/2025	14316NAC3	1,485.20	1,485.20	0.00	1,485.20	0.30	0.00	
08/15/24	08/15/24	CARMX 2022-2 A3 DTD 04/28/2022 3.490% 02/16/2027	14317HAC5	2,097.93	2,097.93	0.00	2,097.93	0.32	0.00	
08/15/24	08/15/24	CNH 2022-A A3 DTD 03/31/2022 2.940% 07/15/2027	12660DAC1	821.46	821.46	0.00	821.46	0.06	0.00	
08/15/24	08/15/24	MBART 2022-1 A3 DTD 11/22/2022 5.210% 08/16/2027	58768PAC8	6,176.96	6,176.96	0.00	6,176.96	1.22	0.00	
08/15/24	08/15/24	COPAR 2022-2 A3 DTD 08/10/2022 3.660% 05/17/2027	14043GAD6	2,074.21	2,074.21	0.00	2,074.21	0.15	0.00	
08/15/24	08/15/24	CARMX 2022-4 A3 DTD 10/31/2022 5.340% 08/16/2027	14318UAD3	2,312.10	2,312.10	0.00	2,312.10	0.54	0.00	
08/15/24	08/15/24	COPAR 2022-1 A3 DTD 05/04/2022 3.170% 04/15/2027	14043OAC6	1,818.44	1,818.44	0.00	1,818.44	0.40	0.00	
08/15/24	08/15/24	JDOT 2022-C A3 DTD 10/19/2022 5.090% 06/15/2027	47800BAC2	3,363.09	3,363.09	0.00	3,363.09	0.26	0.00	
08/15/24	08/15/24	CARMX 2021-4 A3 DTD 09/22/2021 0.560% 09/15/2026	14317JAD9	749.52	749.52	0.00	749.52	0.09	0.00	

**Managed Account Security Transactions & Interest**

For the Month Ending **August 31, 2024**

CITY OF DORAL TRANSPORTATION - [REDACTED]

Transaction Type		Security Description	CUSIP	Par	Principal Proceeds	Accrued Interest	Total	Realized G/L Cost	Realized G/L Amort Cost	Sale Method
Trade	Settle									
<b>PAYDOWNS</b>										
08/16/24	08/16/24	GMCAR 2022-2 A3 DTD 04/13/2022 3.100% 02/16/2027	362585AC5	1,534.99	1,534.99	0.00	1,534.99	0.32	0.00	
08/16/24	08/16/24	GMCAR 2022-1 A3 DTD 01/19/2022 1.260% 11/16/2026	380146AC4	1,174.05	1,174.05	0.00	1,174.05	0.10	0.00	
08/18/24	08/18/24	HAROT 2021-3 A3 DTD 08/25/2021 0.410% 11/18/2025	43815EAC8	791.21	791.21	0.00	791.21	0.02	0.00	
08/21/24	08/21/24	HAROT 2021-4 A3 DTD 11/24/2021 0.880% 01/21/2026	43815GAC3	657.21	657.21	0.00	657.21	0.14	0.00	
08/25/24	08/25/24	BMWOT 2022-A A3 DTD 05/18/2022 3.210% 08/25/2026	05602RAD3	1,567.70	1,567.70	0.00	1,567.70	0.08	0.04	
<b>Transaction Type Sub-Total</b>				<b>55,006.40</b>	<b>55,006.40</b>	<b>0.00</b>	<b>55,006.40</b>	<b>19.43</b>	<b>78.30</b>	
<b>SELL</b>										
08/01/24	08/02/24	JOHN DEERE CAPITAL CORP DTD 06/06/2022 3.400% 06/06/2025	24422EWF2	15,000.00	14,798.25	79.33	14,877.58	(198.30)	(200.78)	FIFO
08/01/24	08/02/24	US TREASURY N/B DTD 10/17/2022 4.250% 10/15/2025	91282CFP1	150,000.00	149,472.66	1,898.57	151,371.23	457.03	(125.72)	FIFO
08/01/24	08/02/24	COMET 2022-A2 A DTD 06/14/2022 3.490% 05/15/2027	14041NGA3	80,000.00	78,975.00	131.84	79,106.84	(1,012.22)	(1,017.77)	FIFO
08/01/24	08/02/24	PRINCIPAL LFE GLB FND II NOTES DTD 01/11/2022 1.375% 01/10/2025	74256LET2	55,000.00	54,004.50	46.22	54,050.72	(817.30)	(969.30)	FIFO
08/01/24	08/02/24	NEW YORK LIFE GLOBAL FDG DTD 01/14/2022 1.450% 01/14/2025	64952WEK5	55,000.00	54,004.50	39.88	54,044.38	(936.10)	(986.56)	FIFO
08/07/24	08/09/24	US TREASURY N/B DTD 08/15/2023 4.375% 08/15/2026	91282CHU8	30,000.00	30,217.97	634.62	30,852.59	503.91	414.84	FIFO
08/09/24	08/12/24	US TREASURY N/B DTD 02/15/2024 4.125% 02/15/2027	91282CKA8	50,000.00	50,214.84	1,014.25	51,229.09	507.81	466.88	FIFO
<b>Transaction Type Sub-Total</b>				<b>435,000.00</b>	<b>431,687.72</b>	<b>3,844.71</b>	<b>435,532.43</b>	<b>(1,495.17)</b>	<b>(2,418.41)</b>	
<b>Managed Account Sub-Total</b>					<b>(5,150.85)</b>	<b>44,865.12</b>	<b>39,714.27</b>	<b>(5,088.24)</b>	<b>(2,340.11)</b>	
<b>Total Security Transactions</b>					<b>(\$5,150.85)</b>	<b>\$44,865.12</b>	<b>\$39,714.27</b>	<b>(\$5,088.24)</b>	<b>(\$2,340.11)</b>	

**Managed Account Summary Statement**

For the Month Ending **August 31, 2024**

CITY OF DORAL GO BOND SERIES 2021 - [REDACTED]

**Transaction Summary - Managed Account**

<b>Opening Market Value</b>	<b>\$0.00</b>
Maturities/Calls	0.00
Principal Dispositions	0.00
Principal Acquisitions	0.00
Unsettled Trades	0.00
Change in Current Value	0.00
<b>Closing Market Value</b>	<b>\$0.00</b>

**Cash Transactions Summary - Managed Account**

Maturities/Calls	0.00
Sale Proceeds	0.00
Coupon/Interest/Dividend Income	1,878.45
Principal Payments	0.00
Security Purchases	0.00
Net Cash Contribution	0.00
Reconciling Transactions	0.00

**Earnings Reconciliation (Cash Basis) - Managed Account**

Interest/Dividends/Coupons Received	1,878.45
Less Purchased Interest Related to Interest/Coupons	0.00
Plus Net Realized Gains/Losses	0.00
<b>Total Cash Basis Earnings</b>	<b>\$1,878.45</b>

**Cash Balance**

<b>Closing Cash Balance</b>	<b>\$426,558.68</b>
-----------------------------	---------------------

**Earnings Reconciliation (Accrual Basis)**

	<b>Total</b>
Ending Amortized Value of Securities	0.00
Ending Accrued Interest	0.00
Plus Proceeds from Sales	0.00
Plus Proceeds of Maturities/Calls/Principal Payments	0.00
Plus Coupons/Dividends Received	1,878.45
Less Cost of New Purchases	0.00
Less Beginning Amortized Value of Securities	0.00
Less Beginning Accrued Interest	0.00

<b>Total Accrual Basis Earnings</b>	<b>\$1,878.45</b>
-------------------------------------	-------------------

**Managed Account Security Transactions & Interest**

For the Month Ending **August 31, 2024**

CITY OF DORAL GO BOND SERIES 2021 - [REDACTED]										
Transaction Type		Security Description	CUSIP	Par	Principal Proceeds	Accrued Interest	Total	Realized G/L Cost	Realized G/L Amort Cost	Sale Method
Trade	Settle									
<b>INTEREST</b>										
08/01/24	08/01/24	MONEY MARKET FUND DTD 01/01/2010 0.000% --	MONEY0002		0.00	1,878.45	1,878.45			
<b>Transaction Type Sub-Total</b>					<b>0.00</b>	<b>1,878.45</b>	<b>1,878.45</b>			
<b>Managed Account Sub-Total</b>					<b>0.00</b>	<b>1,878.45</b>	<b>1,878.45</b>			
<b>Total Security Transactions</b>					<b>\$0.00</b>	<b>\$1,878.45</b>	<b>\$1,878.45</b>			

# FL Palm Consolidated Statement





## ACCOUNT STATEMENT

**City of Doral**

For the Month Ending  
**August 31, 2024**

### Client Management Team

#### **Richard Pengelly, CFA, CIMA, CTP**

Managing Director  
225 E. Robinson Street  
Orlando, FL 32801  
407-406-5766  
pengellyr@pfmam.com

#### **Kecia Vaughn**

Key Account Manager  
213 Market Street  
Harrisburg, PA 17101-2141  
800-572-1472  
vaughnk@pfmam.com

#### **Walker Maschke**

Client Relations Team Lead - East Region  
213 Market Street  
Harrisburg, PA 17101-2141  
1-877-495-8246  
maschkew@pfmam.com

### Contents

Cover/Disclosures  
Summary Statement  
Individual Accounts

### Accounts included in Statement

(see inside cover for list of accounts)

### Important Messages

FL PALM will be closed on 09/02/2024 for Labor Day.  
FL PALM will be closed on 10/14/2024 for Columbus Day.

CITY OF DORAL  
MICHELLE GUILLEN  
8401 NW 53RD TERRACE  
DORAL, FL 33166

**Online Access** [www.fl-palm.com](http://www.fl-palm.com)

**Customer Service** 1-877-495-8246



**ACCOUNT STATEMENT**

**City of Doral**

For the Month Ending  
**August 31, 2024**

**Accounts included in Statement**

██████████	Doral GO Bond Series 2021	██████████	City of Doral - General Fund
██████████	City of Doral - Park Impact Fee Fund	██████████	City of Doral - Police Impact Fee Fund
██████████	City of Doral - Stormwater Fund	██████████	City of Doral - Infrastructure Replacement Fund
██████████	OPEB Fund		



### Important Disclosures

#### Important Disclosures

This statement is for general information purposes only and is not intended to provide specific advice or recommendations. PFM Asset Management LLC ("PFMAM") is an investment adviser registered with the U.S. Securities and Exchange Commission and a subsidiary of U.S. Bancorp Asset Management, Inc. ("USBAM"). USBAM is a subsidiary of U.S. Bank National Association ("U.S. Bank"). U.S. Bank is a separate entity and subsidiary of U.S. Bancorp. U.S. Bank is not responsible for and does not guarantee the products, services or performance of PFMAM. PFMAM maintains a written disclosure statement of our background and business experience. If you would like to receive a copy of our current disclosure statement, please contact Service Operations at the address below.

**Proxy Voting** PFMAM does not normally receive proxies to vote on behalf of its clients. However, it does on occasion receive consent requests. In the event a consent request is received the portfolio manager contacts the client and then proceeds according to their instructions. PFMAM's Proxy Voting Policy is available upon request by contacting Service Operations at the address below.

**Questions About an Account** PFMAM's monthly statement is intended to detail our investment advisory activity as well as the activity of any accounts held by clients in pools that are managed by PFMAM. The custodian bank maintains the control of assets and executes (i.e., settles) all investment transactions. The custodian statement is the official record of security and cash holdings and transactions. PFMAM recognizes that clients may use these reports to facilitate record keeping and that the custodian bank statement and the PFMAM statement should be reconciled and differences resolved. Many custodians use a settlement date basis which may result in the need to reconcile due to a timing difference.

**Account Control** PFMAM does not have the authority to withdraw funds from or deposit funds to the custodian outside the scope of services provided by PFMAM. Our clients retain responsibility for their internal accounting policies; implementing and enforcing internal controls and generating ledger entries or otherwise recording transactions.

**Market Value** Generally, PFMAM's market prices are derived from closing bid prices as of the last business day of the month as supplied by ICE Data Services. There may be differences in the values shown for investments due to accrued but uncollected income and the use of differing valuation sources and methods. Non-negotiable FDIC-insured bank certificates of deposit are priced at par. Although PFMAM believes the prices to be reliable, the values of the securities may not represent the prices at which the securities could have been bought or sold. Explanation of the valuation methods for a registered investment company or local government investment program is contained in the appropriate fund offering documentation or information statement.

**Amortized Cost** The original cost of the principal of the security is adjusted for the amount of the periodic reduction of any discount or premium from the purchase date until the date of the report. Discount or premium with respect to short term securities (those with less than one year to maturity at time of issuance) is amortized on a straightline basis. Such discount or premium with respect to longer term securities is amortized using the constant yield basis.

**Tax Reporting** Cost data and realized gains / losses are provided for informational purposes only. Please review for accuracy and consult your tax advisor to determine the tax consequences of your security transactions. PFMAM does not report such information to the IRS or other taxing authorities and is not responsible for the accuracy of such information that may be required to be reported to federal, state or other taxing authorities.

**Financial Situation** In order to better serve you, PFMAM should be promptly notified of any material change in your investment objective or financial situation.

**Callable Securities** Securities subject to redemption prior to maturity may be redeemed in whole or in part before maturity, which could affect the yield represented.

**Portfolio** The securities in this portfolio, including shares of mutual funds, are not guaranteed or otherwise protected by PFMAM, the FDIC (except for certain non-negotiable certificates of deposit) or any government agency. Investment in securities involves risks, including the possible loss of the amount invested. Actual settlement values, accrued interest, and amortized cost amounts may vary for securities subject to an adjustable interest rate or subject to principal paydowns. Any changes to the values shown may be reflected within the next monthly statement's beginning values.

**Rating** Information provided for ratings is based upon a good faith inquiry of selected sources, but its accuracy and completeness cannot be guaranteed.

Shares of some local government investment programs and TERM funds are marketed through representatives of PFMAM's affiliate, PFM Fund Distributors, Inc. which is registered with the SEC as a broker/dealer and is a member of the Financial Industry Regulatory Authority ("FINRA") and the Municipal Securities Rulemaking Board ("MSRB"). You may reach the FINRA by calling the FINRA Hotline at 1-800-289-9999 or at the FINRA website address

<https://www.finra.org/investors/investor-contacts>. A brochure describing the FINRA Regulation Public Disclosure Program is also available from FINRA upon request.

#### Key Terms and Definitions

**Dividends** on local government investment program funds consist of interest earned, plus any discount ratably amortized to the date of maturity, plus all realized gains and losses on the sale of securities prior to maturity, less ratably amortization of any premium and all accrued expenses to the fund. Dividends are accrued daily and may be paid either monthly or quarterly. The monthly earnings on this statement represent the estimated dividend accrued for the month for any program that distributes earnings on a quarterly basis. There is no guarantee that the estimated amount will be paid on the actual distribution date.

**Current Yield** is the net change, exclusive of capital changes and income other than investment income, in the value of a hypothetical fund account with a balance of one share over the seven-day base period including the statement date, expressed as a percentage of the value of one share (normally \$1.00 per share) at the beginning of the seven-day period. This resulting net change in account value is then annualized by multiplying it by 365 and dividing the result by 7. The yields quoted should not be considered a representation of the yield of the fund in the future, since the yield is not fixed.

**Average maturity** represents the average maturity of all securities and investments of a portfolio, determined by multiplying the par or principal value of each security or investment by its maturity (days or years), summing the products, and dividing the sum by the total principal value of the portfolio. The stated maturity date of mortgage backed or callable securities are used in this statement. However the actual maturity of these securities could vary depending on the level or prepayments on the underlying mortgages or whether a callable security has or is still able to be called.

**Monthly distribution yield** represents the net change in the value of one share (normally \$1.00 per share) resulting from all dividends declared during the month by a fund expressed as a percentage of the value of one share at the beginning of the month. This resulting net change is then annualized by multiplying it by 365 and dividing it by the number of calendar days in the month.

**YTM at Cost** The yield to maturity at cost is the expected rate of return, based on the original cost, the annual interest receipts, maturity value and the time period from purchase date to maturity, stated as a percentage, on an annualized basis.

**YTM at Market** The yield to maturity at market is the rate of return, based on the current market value, the annual interest receipts, maturity value and the time period remaining until maturity, stated as a percentage, on an annualized basis.

**Managed Account** A portfolio of investments managed discretely by PFMAM according to the client's specific investment policy and requirements. The investments are directly owned by the client and held by the client's custodian.

**Unsettled Trade** A trade which has been executed however the final consummation of the security transaction and payment has not yet taken place.

In August 2024, PFMAM converted its portfolio accounting system from FIS Investment Accounting Manager to SS&C PORTIA. The new system has recalculated the amortized cost and yield to maturity at cost of each security, based upon original cost and settlement date. Some securities, including some factored securities and previously exchanged securities, are now on a modified amortization schedule as compared with that of the past. Where transfers have occurred between your portfolios we have returned their settlement dates to the settlement dates of the original purchases in order to minimize any impact to their amortization schedules.

Please review the detail pages of this statement carefully. If you think your statement is wrong, missing account information, or if you need more information about a transaction, please contact PFMAM within 60 days of receipt. If you have other concerns or questions regarding your account, or to request an updated copy of PFMAM's current disclosure statement, please contact a member of your client management team at PFMAM Service Operations at the address below.

PFM Asset Management LLC  
Attn: Service Operations  
213 Market Street  
Harrisburg, PA 17101

NOT FDIC INSURED

NO BANK GUARANTEE

MAY LOSE VALUE

## Consolidated Summary Statement

**Account Statement**  
For the Month Ending **August 31, 2024**

City of Doral

### Portfolio Summary

Portfolio Holdings	Cash Dividends and Income	Closing Market Value	Current Yield
FL PALM	139,244.65	30,648,975.01	5.38 %
<b>Total</b>	<b>\$139,244.65</b>	<b>\$30,648,975.01</b>	

### Investment Allocation

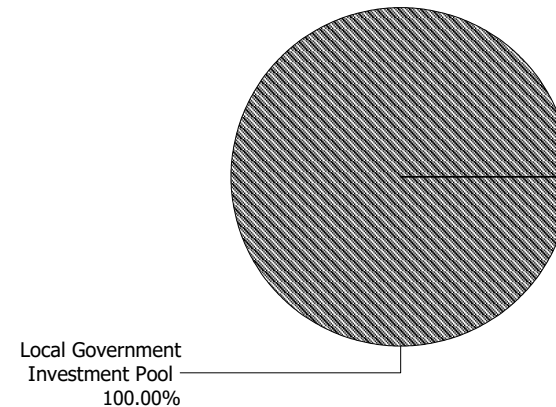
Investment Type	Closing Market Value	Percent
Local Government Investment Pool	30,648,975.01	100.00
<b>Total</b>	<b>\$30,648,975.01</b>	<b>100.00%</b>

### Maturity Distribution (Fixed Income Holdings)

Portfolio Holdings	Closing Market Value	Percent
Under 30 days	30,648,975.01	100.00
31 to 60 days	0.00	0.00
61 to 90 days	0.00	0.00
91 to 180 days	0.00	0.00
181 days to 1 year	0.00	0.00
1 to 2 years	0.00	0.00
2 to 3 years	0.00	0.00
3 to 4 years	0.00	0.00
4 to 5 years	0.00	0.00
Over 5 years	0.00	0.00
<b>Total</b>	<b>\$30,648,975.01</b>	<b>100.00%</b>

**Weighted Average Days to Maturity      1**

### Sector Allocation





### Consolidated Summary Statement

**Account Statement**  
For the Month Ending **August 31, 2024**

**City of Doral**

Account Number	Account Name	Opening Market Value	Purchases / Deposits	Redemptions / Sales / Maturities	Unsettled Trades	Change in Value	Closing Market Value	Cash Dividends and Income
	Doral GO Bond Series 2021	13,729,308.67	62,659.77	0.00	0.00	0.00	13,791,968.44	62,659.77
	City of Doral - General Fund	6,585,924.19	30,057.78	0.00	0.00	0.00	6,615,981.97	30,057.78
	City of Doral - Park Impact Fee Fund	3,626,126.53	16,549.43	0.00	0.00	0.00	3,642,675.96	16,549.43
	City of Doral - Police Impact Fee Fund	626,434.81	2,859.01	0.00	0.00	0.00	629,293.82	2,859.01
	City of Doral - Stormwater Fund	143,899.93	656.75	0.00	0.00	0.00	144,556.68	656.75
	City of Doral - Infrastructure Replacement Fund	3,662,411.86	16,715.04	0.00	0.00	0.00	3,679,126.90	16,715.04
	OPEB Fund	2,135,624.37	9,746.87	0.00	0.00	0.00	2,145,371.24	9,746.87
<b>Total</b>		<b>\$30,509,730.36</b>	<b>\$139,244.65</b>	<b>\$0.00</b>	<b>\$0.00</b>	<b>\$0.00</b>	<b>\$30,648,975.01</b>	<b>\$139,244.65</b>



## Account Statement - Transaction Summary

For the Month Ending **August 31, 2024**

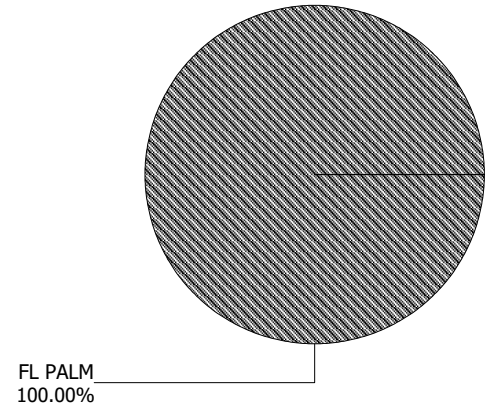
City of Doral - Doral GO Bond Series 2021 - [REDACTED]

FL PALM	
Opening Market Value	13,729,308.67
Purchases	62,659.77
Redemptions	0.00
Unsettled Trades	0.00
Change in Value	0.00
<b>Closing Market Value</b>	<b>\$13,791,968.44</b>
Cash Dividends and Income	62,659.77

Asset Summary		
	August 31, 2024	July 31, 2024
<b>FL PALM</b>	13,791,968.44	13,729,308.67
<b>Total</b>	<b>\$13,791,968.44</b>	<b>\$13,729,308.67</b>

Asset Allocation	
FL PALM	100.00%





**Account Statement**

For the Month Ending **August 31, 2024**

City of Doral - Doral GO Bond Series 2021 - [REDACTED]

Trade Date	Settlement Date	Transaction Description	Share or Unit Price	Dollar Amount of Transaction	Total Shares Owned
<b>FL PALM</b>					
<b>Opening Balance</b>					<b>13,729,308.67</b>
08/30/24	09/03/24	Accrual Income Div Reinvestment - Distributions	1.00	62,659.77	13,791,968.44
<b>Closing Balance</b>					<b>13,791,968.44</b>

	Month of August	Fiscal YTD October-August
<b>Opening Balance</b>	13,729,308.67	52,306,560.21
<b>Purchases</b>	62,659.77	1,485,408.23
<b>Redemptions (Excl. Checks)</b>	0.00	(40,000,000.00)
<b>Check Disbursements</b>	0.00	0.00
<b>Closing Balance</b>	<b>13,791,968.44</b>	<b>13,791,968.44</b>
<b>Cash Dividends and Income</b>	62,659.77	1,485,408.23

<b>Closing Balance</b>	13,791,968.44
<b>Average Monthly Balance</b>	13,733,351.24
<b>Monthly Distribution Yield</b>	5.37%

**Account Statement - Transaction Summary**

For the Month Ending **August 31, 2024**

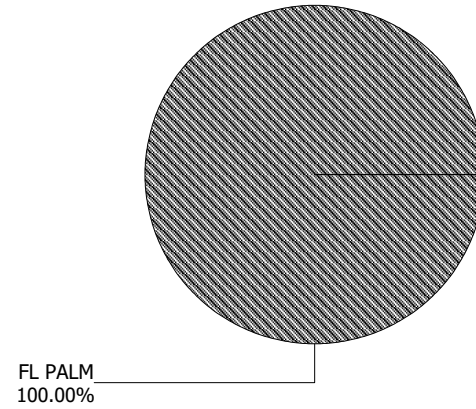
City of Doral - City of Doral - General Fund - [REDACTED]

<b>FL PALM</b>	
Opening Market Value	6,585,924.19
Purchases	30,057.78
Redemptions	0.00
Unsettled Trades	0.00
Change in Value	0.00
<b>Closing Market Value</b>	<b>\$6,615,981.97</b>
Cash Dividends and Income	30,057.78

<b>Asset Summary</b>		
	<b>August 31, 2024</b>	<b>July 31, 2024</b>
<b>FL PALM</b>	6,615,981.97	6,585,924.19
<b>Total</b>	<b>\$6,615,981.97</b>	<b>\$6,585,924.19</b>

<b>Asset Allocation</b>	
FL PALM	100.00%







**Account Statement**

For the Month Ending **August 31, 2024**

City of Doral - City of Doral - General Fund - [REDACTED]

Trade Date	Settlement Date	Transaction Description	Share or Unit Price	Dollar Amount of Transaction	Total Shares Owned
<b>FL PALM</b>					
<b>Opening Balance</b>					<b>6,585,924.19</b>
08/30/24	09/03/24	Accrual Income Div Reinvestment - Distributions	1.00	30,057.78	6,615,981.97
<b>Closing Balance</b>					<b>6,615,981.97</b>

	Month of August	Fiscal YTD October-August
<b>Opening Balance</b>	6,585,924.19	6,292,974.29
<b>Purchases</b>	30,057.78	323,007.68
<b>Redemptions (Excl. Checks)</b>	0.00	0.00
<b>Check Disbursements</b>	0.00	0.00
<b>Closing Balance</b>	<b>6,615,981.97</b>	<b>6,615,981.97</b>
<b>Cash Dividends and Income</b>	30,057.78	323,007.68

<b>Closing Balance</b>	6,615,981.97
<b>Average Monthly Balance</b>	6,587,863.40
<b>Monthly Distribution Yield</b>	5.37%



## Account Statement - Transaction Summary

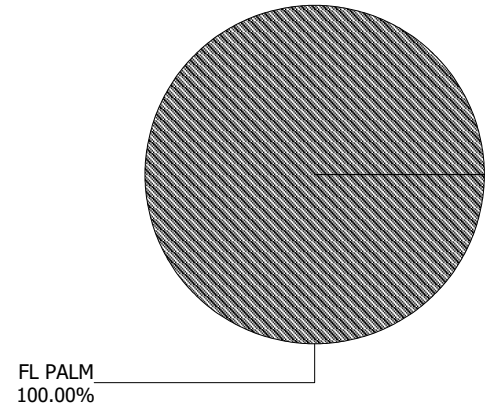
For the Month Ending **August 31, 2024**

City of Doral - City of Doral - Park Impact Fee Fund - [REDACTED]

FL PALM	
Opening Market Value	3,626,126.53
Purchases	16,549.43
Redemptions	0.00
Unsettled Trades	0.00
Change in Value	0.00
<b>Closing Market Value</b>	<b>\$3,642,675.96</b>
Cash Dividends and Income	16,549.43

Asset Summary		
	August 31, 2024	July 31, 2024
<b>FL PALM</b>	3,642,675.96	3,626,126.53
<b>Total</b>	<b>\$3,642,675.96</b>	<b>\$3,626,126.53</b>

Asset Allocation	
FL PALM	100.00%





**Account Statement**

For the Month Ending **August 31, 2024**

City of Doral - City of Doral - Park Impact Fee Fund - [REDACTED]

Trade Date	Settlement Date	Transaction Description	Share or Unit Price	Dollar Amount of Transaction	Total Shares Owned
<b>FL PALM</b>					
<b>Opening Balance</b>					<b>3,626,126.53</b>
08/30/24	09/03/24	Accrual Income Div Reinvestment - Distributions	1.00	16,549.43	3,642,675.96
<b>Closing Balance</b>					<b>3,642,675.96</b>

	Month of August	Fiscal YTD October-August		
<b>Opening Balance</b>	3,626,126.53	3,464,832.01	<b>Closing Balance</b>	3,642,675.96
<b>Purchases</b>	16,549.43	177,843.95	<b>Average Monthly Balance</b>	3,627,194.24
<b>Redemptions (Excl. Checks)</b>	0.00	0.00	<b>Monthly Distribution Yield</b>	5.37%
<b>Check Disbursements</b>	0.00	0.00		
<b>Closing Balance</b>	<b>3,642,675.96</b>	<b>3,642,675.96</b>		
<b>Cash Dividends and Income</b>	16,549.43	177,843.95		



## Account Statement - Transaction Summary

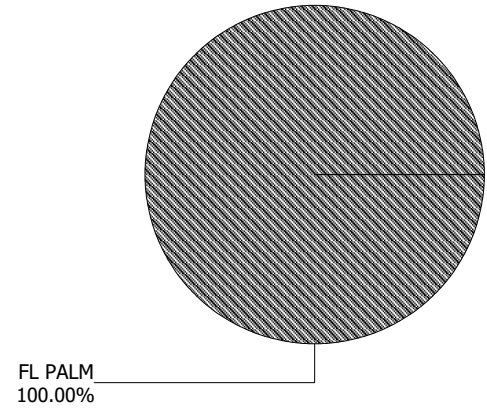
For the Month Ending **August 31, 2024**

City of Doral - City of Doral - Police Impact Fee Fund - [REDACTED]

FL PALM	
Opening Market Value	626,434.81
Purchases	2,859.01
Redemptions	0.00
Unsettled Trades	0.00
Change in Value	0.00
<b>Closing Market Value</b>	<b>\$629,293.82</b>
Cash Dividends and Income	2,859.01

Asset Summary		
	August 31, 2024	July 31, 2024
<b>FL PALM</b>	629,293.82	626,434.81
<b>Total</b>	<b>\$629,293.82</b>	<b>\$626,434.81</b>

### Asset Allocation





**Account Statement**

For the Month Ending **August 31, 2024**

City of Doral - City of Doral - Police Impact Fee Fund - [REDACTED]

Trade Date	Settlement Date	Transaction Description	Share or Unit Price	Dollar Amount of Transaction	Total Shares Owned
<b>FL PALM</b>					
<b>Opening Balance</b>					<b>626,434.81</b>
08/30/24	09/03/24	Accrual Income Div Reinvestment - Distributions	1.00	2,859.01	629,293.82
<b>Closing Balance</b>					<b>629,293.82</b>

	Month of August	Fiscal YTD October-August
<b>Opening Balance</b>	626,434.81	598,570.22
<b>Purchases</b>	2,859.01	30,723.60
<b>Redemptions (Excl. Checks)</b>	0.00	0.00
<b>Check Disbursements</b>	0.00	0.00
<b>Closing Balance</b>	<b>629,293.82</b>	<b>629,293.82</b>
<b>Cash Dividends and Income</b>	2,859.01	30,723.60

<b>Closing Balance</b>	629,293.82
<b>Average Monthly Balance</b>	626,619.26
<b>Monthly Distribution Yield</b>	5.37%



## Account Statement - Transaction Summary

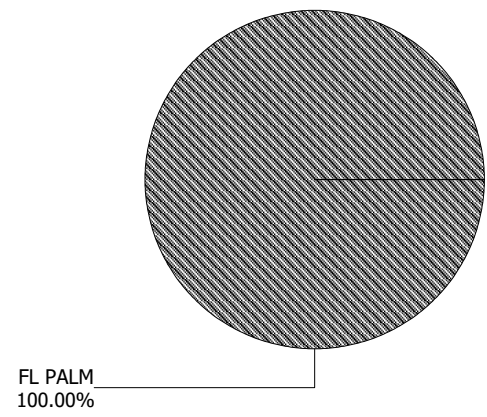
For the Month Ending **August 31, 2024**

City of Doral - City of Doral - Stormwater Fund - [REDACTED]

FL PALM	
Opening Market Value	143,899.93
Purchases	656.75
Redemptions	0.00
Unsettled Trades	0.00
Change in Value	0.00
<b>Closing Market Value</b>	<b>\$144,556.68</b>
Cash Dividends and Income	656.75

Asset Summary		
	August 31, 2024	July 31, 2024
<b>FL PALM</b>	144,556.68	143,899.93
<b>Total</b>	<b>\$144,556.68</b>	<b>\$143,899.93</b>

### Asset Allocation





**Account Statement**

For the Month Ending **August 31, 2024**

City of Doral - City of Doral - Stormwater Fund - [REDACTED]

Trade Date	Settlement Date	Transaction Description	Share or Unit Price	Dollar Amount of Transaction	Total Shares Owned
<b>FL PALM</b>					
<b>Opening Balance</b>					<b>143,899.93</b>
08/30/24	09/03/24	Accrual Income Div Reinvestment - Distributions	1.00	656.75	144,556.68
<b>Closing Balance</b>					<b>144,556.68</b>

	Month of August	Fiscal YTD October-August		
<b>Opening Balance</b>	143,899.93	137,499.09	<b>Closing Balance</b>	144,556.68
<b>Purchases</b>	656.75	7,057.59	<b>Average Monthly Balance</b>	143,942.30
<b>Redemptions (Excl. Checks)</b>	0.00	0.00	<b>Monthly Distribution Yield</b>	5.37%
<b>Check Disbursements</b>	0.00	0.00		
<b>Closing Balance</b>	<b>144,556.68</b>	<b>144,556.68</b>		
<b>Cash Dividends and Income</b>	656.75	7,057.59		



## Account Statement - Transaction Summary

For the Month Ending **August 31, 2024**

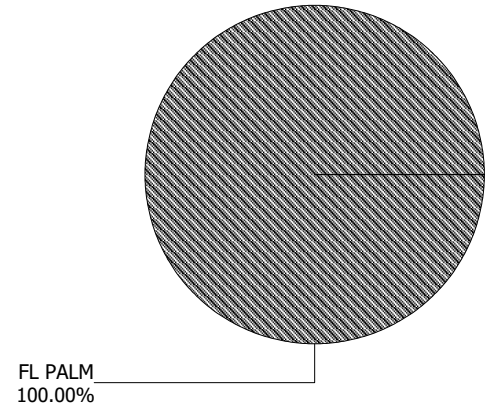
City of Doral - City of Doral - Infrastructure Replacement Fund - [REDACTED]

FL PALM	
Opening Market Value	3,662,411.86
Purchases	16,715.04
Redemptions	0.00
Unsettled Trades	0.00
Change in Value	0.00
<b>Closing Market Value</b>	<b>\$3,679,126.90</b>
Cash Dividends and Income	16,715.04

Asset Summary		
	August 31, 2024	July 31, 2024
<b>FL PALM</b>	3,679,126.90	3,662,411.86
<b>Total</b>	<b>\$3,679,126.90</b>	<b>\$3,662,411.86</b>

Asset Allocation	
FL PALM	100.00%







**Account Statement**

For the Month Ending **August 31, 2024**

City of Doral - City of Doral - Infrastructure Replacement Fund - [REDACTED]

Trade Date	Settlement Date	Transaction Description	Share or Unit Price	Dollar Amount of Transaction	Total Shares Owned
<b>FL PALM</b>					
<b>Opening Balance</b>					<b>3,662,411.86</b>
08/30/24	09/03/24	Accrual Income Div Reinvestment - Distributions	1.00	16,715.04	3,679,126.90
<b>Closing Balance</b>					<b>3,679,126.90</b>

	Month of August	Fiscal YTD October-August		
<b>Opening Balance</b>	3,662,411.86	3,499,503.33	<b>Closing Balance</b>	3,679,126.90
<b>Purchases</b>	16,715.04	179,623.57	<b>Average Monthly Balance</b>	3,663,490.25
<b>Redemptions (Excl. Checks)</b>	0.00	0.00	<b>Monthly Distribution Yield</b>	5.37%
<b>Check Disbursements</b>	0.00	0.00		
<b>Closing Balance</b>	<b>3,679,126.90</b>	<b>3,679,126.90</b>		
<b>Cash Dividends and Income</b>	16,715.04	179,623.57		

**Account Statement - Transaction Summary**

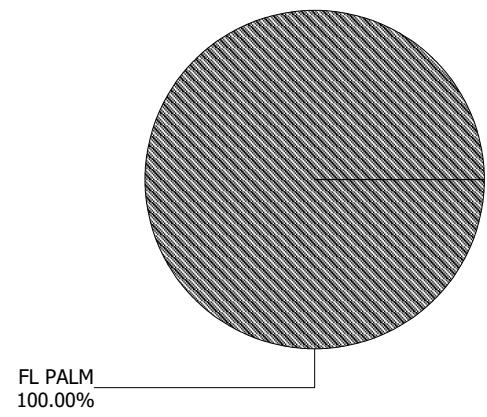
For the Month Ending **August 31, 2024**

City of Doral - OPEB Fund - [REDACTED]

FL PALM	
Opening Market Value	2,135,624.37
Purchases	9,746.87
Redemptions	0.00
Unsettled Trades	0.00
Change in Value	0.00
<b>Closing Market Value</b>	<b>\$2,145,371.24</b>
Cash Dividends and Income	9,746.87

Asset Summary		
	August 31, 2024	July 31, 2024
<b>FL PALM</b>	2,145,371.24	2,135,624.37
<b>Total</b>	<b>\$2,145,371.24</b>	<b>\$2,135,624.37</b>

**Asset Allocation**





**Account Statement**

For the Month Ending **August 31, 2024**

City of Doral - OPEB Fund - [REDACTED]

Trade Date	Settlement Date	Transaction Description	Share or Unit Price	Dollar Amount of Transaction	Total Shares Owned
<b>FL PALM</b>					
<b>Opening Balance</b>					<b>2,135,624.37</b>
08/30/24	09/03/24	Accrual Income Div Reinvestment - Distributions	1.00	9,746.87	2,145,371.24
<b>Closing Balance</b>					<b>2,145,371.24</b>

	Month of August	Fiscal YTD October-August
<b>Opening Balance</b>	2,135,624.37	2,040,629.21
<b>Purchases</b>	9,746.87	104,742.03
<b>Redemptions (Excl. Checks)</b>	0.00	0.00
<b>Check Disbursements</b>	0.00	0.00
<b>Closing Balance</b>	<b>2,145,371.24</b>	<b>2,145,371.24</b>
<b>Cash Dividends and Income</b>	9,746.87	104,742.03

<b>Closing Balance</b>	2,145,371.24
<b>Average Monthly Balance</b>	2,136,253.20
<b>Monthly Distribution Yield</b>	5.37%