



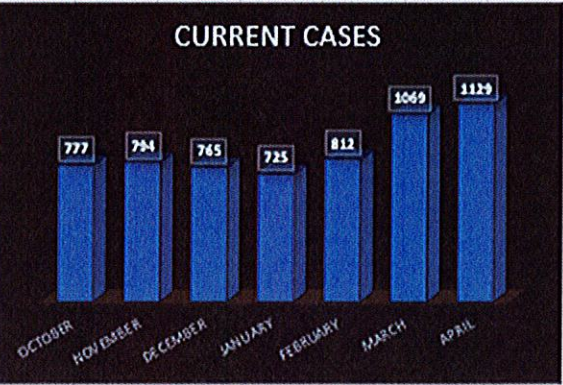
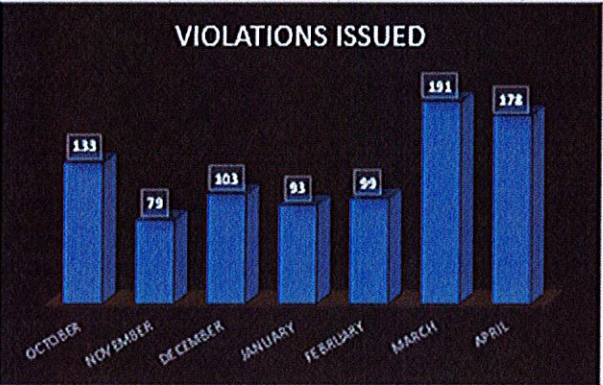
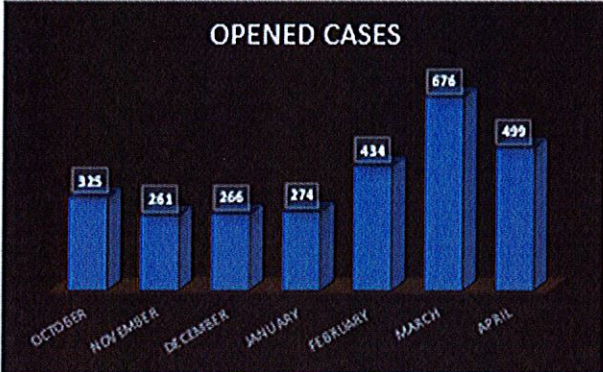
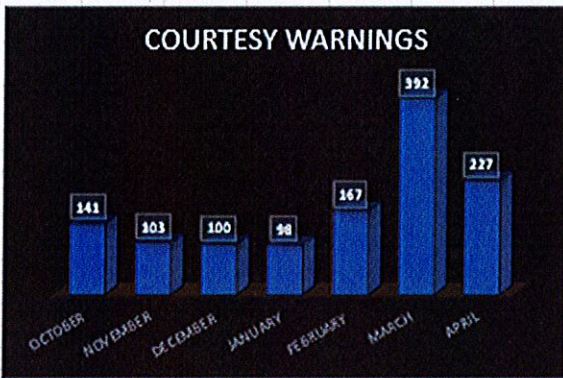
Monthly Department Report

CODE COMPLIANCE



April 2026

Department Stats/ Key Performance Indicators





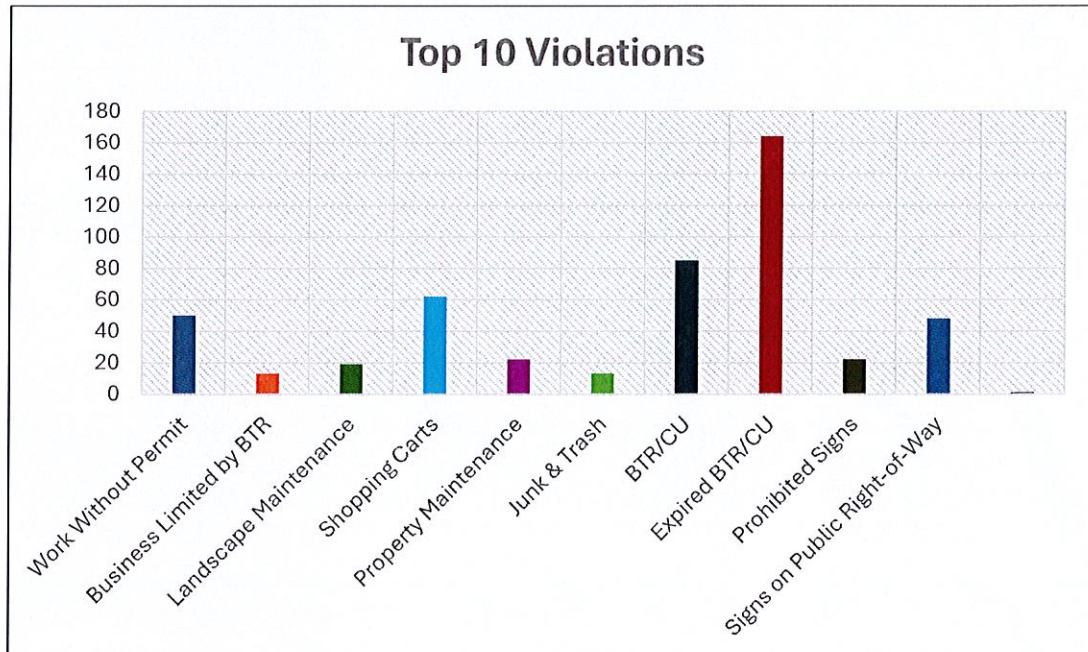
Monthly Department Report

CODE COMPLIANCE



Top 10 Violations

VIOLATION	# OF CASES	%
Work Without Permit	50	10
Business Limited by BTR	13	2.6
Landscape Maintenance	19	3.8
Shopping Carts	62	0.8
Property Maintenance	22	4.4
Junk & Trash	13	2.6
BTR/CU	85	17
Expired BTR/CU	164	33
Prohibited Signs	22	4.4
Signs on Public Right-of-Way	48	9.6
Other	1	0.2
TOTAL CASES	499	100



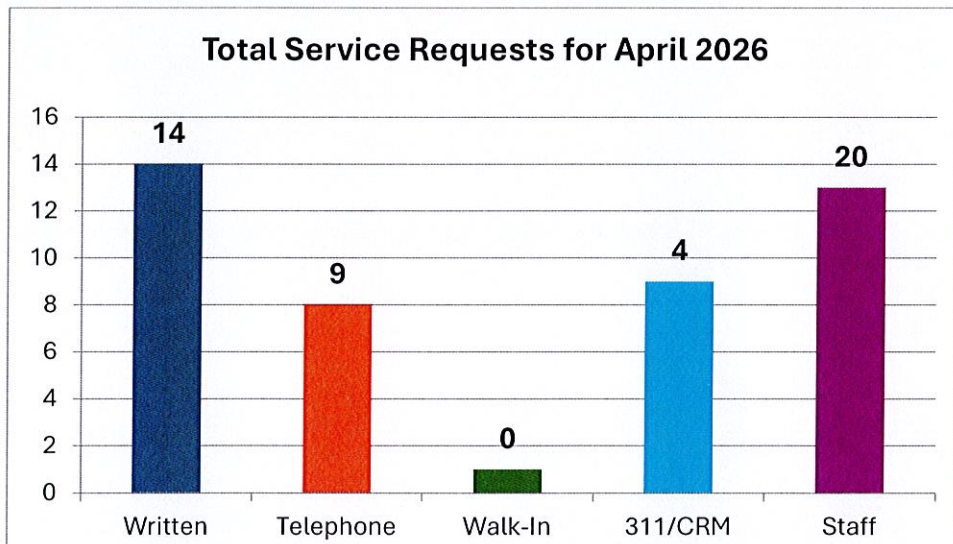
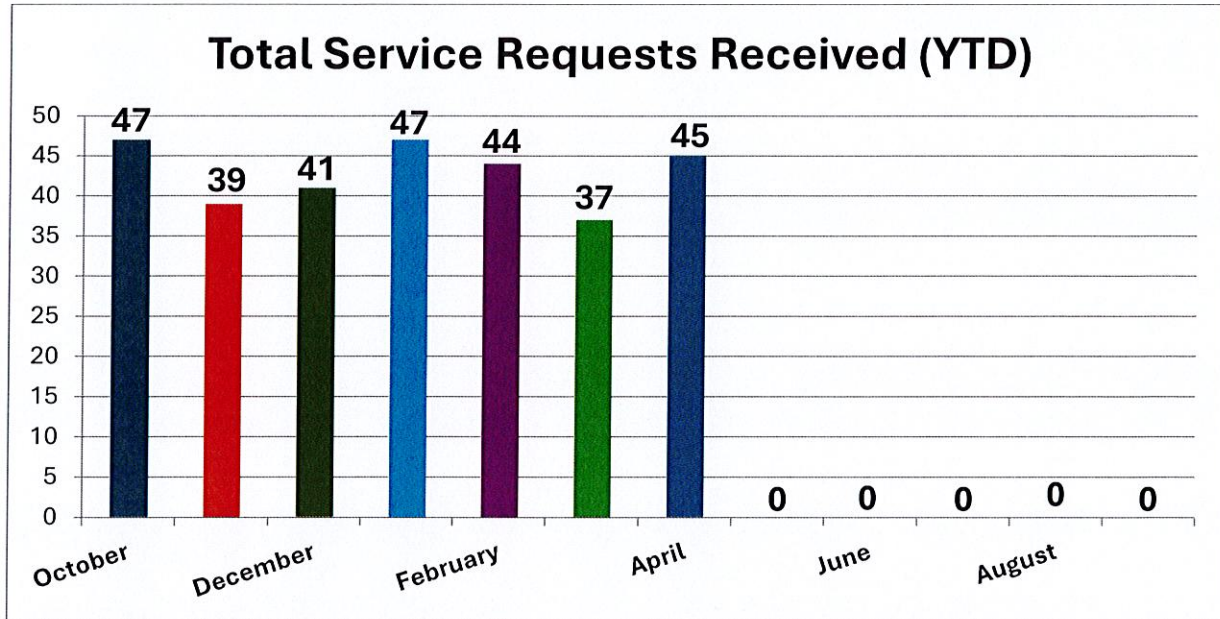


Monthly Department Report

CODE COMPLIANCE



Service Requests





Monthly Department Report

CODE COMPLIANCE



Complaint Types

Complaint Type	Number	%
Hours of sale & consumption	1	2.2
Animal Prohibitions	1	2.2
BTR/CU	1	2.2
Construction Maintenance	2	4.4
Property Maintenance	10	22
Home Base Business	1	2.2
Illegal Dumping	1	2.2
Junk & Trash	2	4.4
Landscape Maintenance	2	4.4
Maintenance of Traffic	1	2.2
Noise	3	6.7
Outside Storage	1	2.2
Prohibited Signs	1	2.2
Special Event	1	2.2
Stormwater Drainage	1	2.2
Tree	6	13
WWOP	10	22
TOTAL CASES	45	100

Noise Call Break Down	Number	%
Proactive	0	0
Public Write-Ins/ Tel.	3	100
311s	0	0
Police Referrals	0	0
TOTAL CASES	3	100



Monthly Department Report

CODE COMPLIANCE



REVENUE

2025-2026 Default Property Mortgage Registration Total & Revenue				
Month	Total Registrations	Total Revenue	Fiscal Year Total YTD	Days
October	7	\$ 1,400.00	\$ 1,400.00	31
November	16	\$ 3,200.00	\$ 4,600.00	30
December	6	\$ 1,200.00	\$ 5,800.00	31
January	7	\$ 1,400.00	\$ 7,200.00	31
February	11	\$ 2,200.00	\$ 9,400.00	28
March	6	\$ 1,200.00	\$ 10,600.00	31
April	8	\$ 1,600.00	\$ 12,200.00	30
May				31
June				30
July				31
August				31
September				30

2025-2026 Lien Searches Total & Revenue				
Month	Total Lien Searches	Total Revenue	Fiscal Year Total YTD	Date Range
October	197	\$ 29,550.00	\$ 29,550.00	31
November	191	\$ 28,650.00	\$ 58,200.00	30
December	97	\$ 14,550.00	\$ 72,750.00	31
January	122	\$ 18,300.00	\$ 91,050.00	31
February	141	\$ 21,150.00	\$ 112,200.00	28
March	155	\$ 23,250.00	\$ 135,450.00	31
April	187	\$ 28,050.00	\$ 163,500.00	30
May				31
June				30
July				31
August				31
September				30



Monthly Department Report

CODE COMPLIANCE



Administration

- Code Compliance Technician Jesse Pedraza started with the department on April 6th.
- Assistant Director met with Building's Director and Assistant Director to discuss Building's Recertification compliance process.
- Director met with City Manager's office and Doral PD to discuss golf carts and micromobility enforcement.
- Director attended Strategic Planning session and presented Code Compliance role in Public Safety.
- Director met with Prologis property management to discuss enforcement process and pending cases.
- Director met with short-term rental vendor Neumo for a demonstration of their services.

Events

- Director and Assistant Director met with Public Affairs to discuss and plan the annual Hurricane Fair.
- The Department recognized Tesla as April's recipient of the Keep Doral Beautiful Business Award during the morning Council meeting.
- Assistant Director, Field Supervisor, and officer attended the Innovation Academy, Special Event Permitting Workshop
- Department held its Special Magistrate hearing where 26 cases were successfully presented.
- Mayor's Citizen's Academy continued with presentations by The Mayor, City Attorney, Doral PD, Planning & Zoning Dept., Building Dept., and Code Compliance.

Sponsors

Little Caesar's Pizza, Crave Cookies, Raising Cane, Papa John's Pizza, Chifa Du Kang