



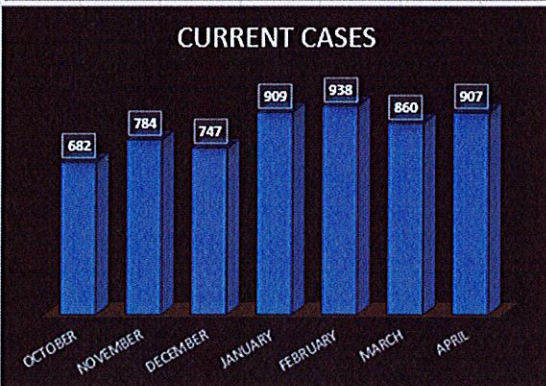
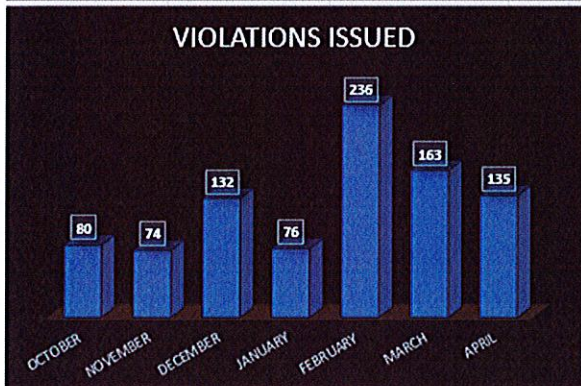
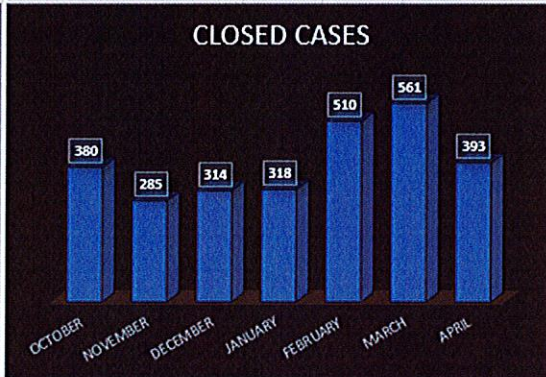
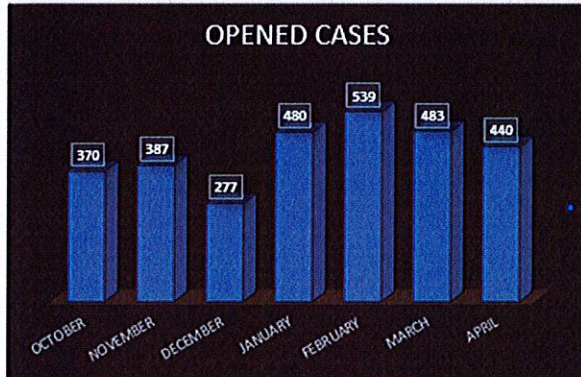
Monthly Department Report

CODE COMPLIANCE



April 2025

Department Stats/ Key Performance Indicators





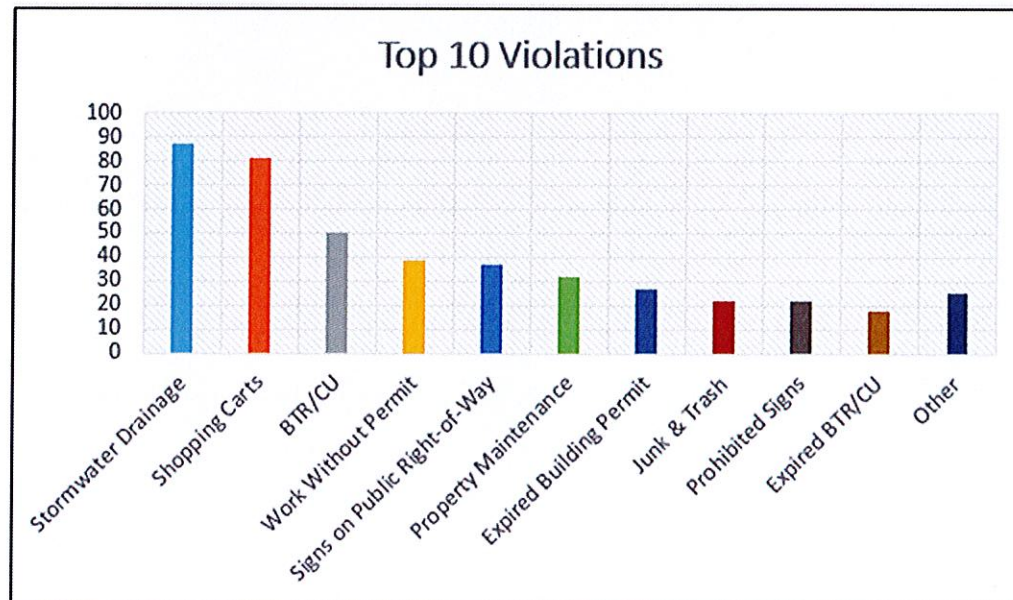
Monthly Department Report

CODE COMPLIANCE



Top 10 Violations

VIOLATION	# OF CASES	%
Stormwater Drainage	87	20
Shopping Carts	81	18
BTR/CU	50	11
Work Without Permit	39	8.9
Signs on Public Right-of-Way	37	8.4
Property Maintenance	32	7.3
Expired Building Permit	27	6.1
Junk & Trash	22	5
Prohibited Signs	22	5
Expired BTR/CU	18	4.1
Other	25	5.7
TOTAL CASES	440	100



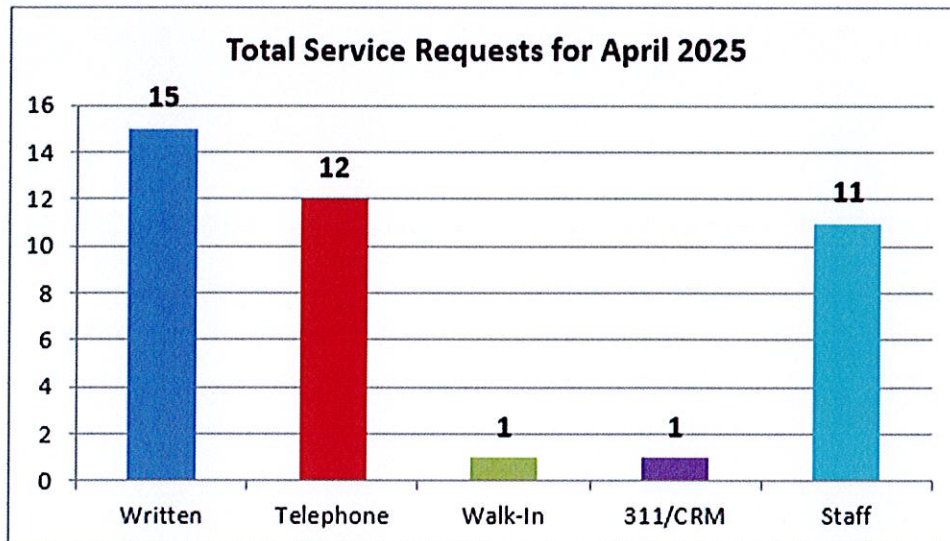
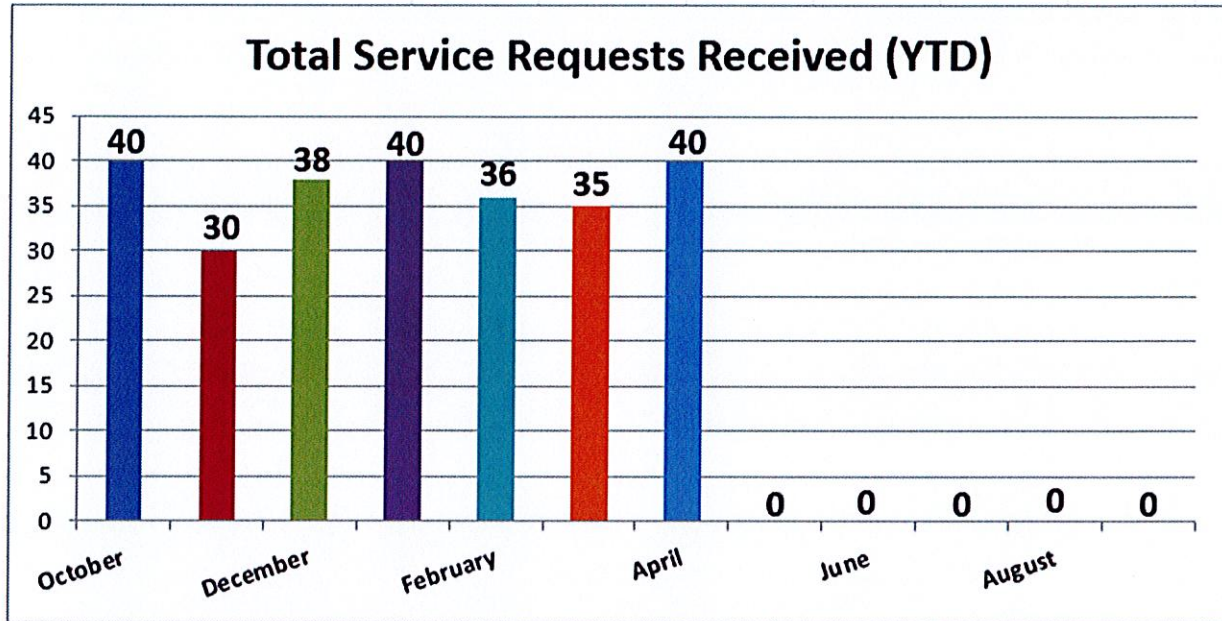


Monthly Department Report

CODE COMPLIANCE



Service Requests





Monthly Department Report

CODE COMPLIANCE



Complaint Types

Complaint Type	Number	%
WWP	12	30
Noise	5	13
Property Maintenance	8	20
BTR/CU	2	5
Landscape Maintenance	1	2.5
Animal Provision	2	5
Artificial Turf	1	2.5
Home-Based Business	1	2.5
BTR/CU Scope	1	2.5
M.O.T	1	2.5
Illegal Dumping	1	2.5
Junk & Trash	1	2.5
Multi-Family	1	2.5
Outreach	1	2.5
Site Triangle	1	2.5
Fire	1	2.5
TOTAL CASES	40	100

Noise Call Break Down	Number	%
Proactive	0	0
Public Write-Ins/ Tel.	5	100
311s	0	0
Police Referrals	0	0
TOTAL CASES	5	100



Monthly Department Report

CODE COMPLIANCE

Revenue

2024-2025 Default Property Mortgage Registration Total & Revenue				
Month	Total Registrations	Total Revenue	Fiscal Year Total YTD	Days
October	19	\$ 3,800.00	\$ 3,800.00	31
November	20	\$ 4,000.00	\$ 7,800.00	30
December	10	\$ 2,000.00	\$ 9,800.00	31
January	4	\$ 800.00	\$ 10,600.00	31
February	6	\$ 1,200.00	\$ 11,800.00	28
March	0	\$ -	\$ 11,800.00	31
April	7	\$ 1,400.00	\$ 13,200.00	30
May				
June				
July				
August				
September				

2024-2025 Lien Searches Total & Revenue				
Month	Total Lien Searches	Total Revenue	Fiscal Year Total YTD	Date Range
October	138	\$ 11,730.00	\$ 11,730.00	31
November	127	\$ 10,795.00	\$ 22,525.00	30
December	99	\$ 8,415.00	\$ 30,940.00	31
January	117	\$ 9,945.00	\$ 40,885.00	31
February	140	\$ 11,900.00	\$ 52,785.00	28
March	175	\$ 14,875.00	\$ 67,660.00	31
April	114	\$ 9,690.00	\$ 77,350.00	30
May				
June				
July				
August				
September				



Monthly Department Report

CODE COMPLIANCE



Administration

- Department held interviews for the vacant Code Compliance Officer I position.

Events

- Director along with Building and Planning & Zoning Dept met with local business owner to guide them in steps to achieve compliance with their pending case.
- Director & Assistant Director participated in both Strategic Planning sessions with leadership staff.
- Director & Assistant Director met to do Code Compliance Department five-year forecast.
- Department conducted, ordinance mandated, quarterly alcoholic beverages sales night detail.
- Department presented Fortuna Transition LLC. with the Keep Doral Beautiful Business Award for the month of April at the morning council meeting.
- Department held monthly Special Magistrate hearing for the month of April where fourteen cases were successfully presented.
- Assistant Director & Field Supervisors attended Tyler EPL on-site assessment meeting.
- The 16th annual Mayor's Government Citizens Academy commenced on April 29, 2025 with presentations by Mayor & City Manager.

Sponsors

Il Forno Ristorante - Doral