



# Monthly Department Report

## FINANCE



**June 2024**

### **Department Stats/ Key Performance Indicators**

- Payroll: Processed city-wide payroll for the pay periods ending 6/2/24, 6/16/24 and 6/30/24, as well as Council payroll
- Accounts Receivable: Journalized the daily transactions for Cashier, Parks and Recreation Department and online payment system (OPS). Journalized monthly revenue transactions from intergovernmental entities.
- Accounts Payable: Processed and issued 429 checks and 11 wire transfers for a total of \$10,281,507.
- Bank Reconciliation completed for the month of June 2024.

### **Major Project Updates**

- The Finance department issued the City's Annual Comprehensive Financial Report for fiscal year ended September 30, 2023, along with the City's external auditors Caballero, Fierman, Llerena, & Garcia, LLP.
- The department continues to work on the FY 2025 Proposed budget. Held second round of departmental budget review meetings with the City Manager's Office.

### **Events**

- Not Applicable

### **Sponsorships/Grants**

- Not Applicable

### **Administration**

- Not Applicable

### **Other**

Financial Monthly Report for the month of June 2024 is attached containing the following for each fund reported by the City:

- Balance Sheet Report
- Revenue Year-to-Date Report
- Expenditure Year-to-Date Report



# Monthly Department Report

FINANCE



- Accounts Payable Check Register

Please note copies of the City's banking and investment statements are available upon request, to the City's Finance Department.

City of Doral  
Financial Statements  
For The Period Ended  
June 30, 2024

Pooled Cash Fund

000

Balance Sheet

BALANCE SHEET FOR 2024 9

FUND: 000 POOLED CASH			NET CHANGE FOR PERIOD	ACCOUNT BALANCE
<b>ASSETS</b>				
000	101000	CASH - WACHOVIA BANK INVESTMNT	-9,129,874.75	66,633,966.02
000	102000	CASH - PETTY CASH DRAWER	.00	1,000.00
000	102001	PETTY CASH - MORGAN LEVY PARK	.00	100.00
000	102002	PETTY CASH-LEGACY PARK	.00	100.00
000	102003	PETTY CASH - GLADES PARK	.00	50.00
000	102005	PETTY CASH-CULTURAL CTR.	.00	100.00
	<b>TOTAL ASSETS</b>		<b>-9,129,874.75</b>	<b>66,635,316.02</b>
<b>LIABILITIES</b>				
000	207001	DUE TO/DUE FROM GEN FUND	5,265,652.80	-36,778,085.77
000	207101	DUE TO/DUE FROM TRANSPRT	-114,208.70	-2,419,210.09
000	207102	DUE TO/DUE FROM IMPACT - PARKS	6,267.06	-5,381,691.77
000	207103	DUE TO/DUE FROM IMPACT - POL	-14,334.52	52,708.39
000	207105	DUE TO LETF	-687.51	-109,837.64
000	207107	DUE TO/FROM CITT FD	-334,103.21	-6,968,396.94
000	207108	DUE TO/FROM EMERGENCY FUND	.00	-595,493.64
000	207109	DUE TO/FROM BLDG TECH FUND	-24,718.97	-456,987.50
000	207110	DUE TO /FROM PUBLIC ART FUND	-93,650.05	-2,397,553.40
000	207111	DUE TO /FROM BUILDING FUND	-197,585.41	-5,869,709.72
000	207112	DUE TO /FROM AMERICAN RESCUE	-2,533.39	-2,932,975.25
000	207201	DUE TO/FROM PARK DEBT SERVICE	5,225,020.81	4,394,711.29
000	207301	DUE TO/DUE FROM CIP	-691.48	-800,545.61
000	207302	DUE TO/FROM INFRASTRUCTURE FD	.00	-500,000.00
000	207305	DUE TO/DUE FROM VEH.REP.FUND	-196.16	-227,099.47
000	207306	DUE TO/FROM PARK 2021 FUND	28,458.08	192,920.26
000	207401	DUE TO/DUE FROM STORMWATER	-612,814.60	-5,000,641.75
000	207402	DUE TO/FROM PARKING	.00	-41,663.65
000	207651	DUE TO/FROM OPEB FUND	.00	-800,035.08
000	207652	DUE TO/FROM PENSION FUND	.00	4,271.32
	<b>TOTAL LIABILITIES</b>		<b>9,129,874.75</b>	<b>-66,635,316.02</b>
	<b>TOTAL LIABILITIES + FUND BALANCE</b>		<b>9,129,874.75</b>	<b>-66,635,316.02</b>

General Fund

001

Balance Sheet

BALANCE SHEET FOR 2024 9

FUND: 001 GENERAL FUND			NET CHANGE FOR PERIOD	ACCOUNT BALANCE
<b>ASSETS</b>				
001	101002	CASH - WACHOVIA PAYROLL ZBA	.00	1,650.03
001	104000	EQUITY IN POOLED CASH	-5,265,652.80	36,778,085.77
001	115004	ACCOUNTS RECIEVABLE - NSF CHKS	-110,804.62	45,553.14
001	115006	ACCOUNTS RECIEVABLE - COBRA	5,569.79	78,488.91
001	115109	A/R-TUITION REIMB PAYBACK	.00	-673.08
001	131103	DUE FROM POLICE IMPACT FEE	.00	348,401.77
001	131107	DUE FROM EMERGENCY FUND	.00	1,468,297.96
001	131302	DUE FROM INFRASTRUCTURE FD	.00	15,130.74
001	131303	DUE FROM PARK BOND	.00	160,808.00
001	131304	DUE FROM G.O.BOND DEBT FUND	.00	773,579.47
001	131305	DUE FROM PARK 2021 BOND FUND	.00	69,935.14
001	131652	DUE FROM PENSION FUND	.00	66,805.97
001	133000	DUE FROM GOVT - COUNTY	.00	24,920.31
001	141300	INVENTORY - GASOLINE	.00	21,403.76
001	141400	INVENTORY - DEISEL FUEL	.00	6,551.26
001	151002	INVESTMENT - WELLS -REG. CUS	711,743.42	70,586,533.35
001	151006	INVESTMENT - FL.PALM	28,924.92	6,555,901.90
001	151008	INVESTMENT - CASH EQUIVALENT	-325,097.40	45,926.91
001	171000	ESTIMATED REVENUES	.00	86,270,734.00
001	172000	REVENUE CONTROL	-5,059,059.11	-75,979,793.17
	<b>TOTAL ASSETS</b>		<b>-10,014,375.80</b>	<b>127,338,242.14</b>
<b>LIABILITIES</b>				
001	208100	DEPOSIT - SALES TAX - P & R	-489.88	-5,121.53
001	217000	PAYROLL LIABILITY	159.05	40,657.84
001	217200	PAYROLL LIAB - INSURANCE OTHER	17,075.37	-23,219.23
001	217300	PAYROLL LIABILITY - FSA	3,730.94	-70,221.60
001	217400	RETAINAGE LIABILITY-YEAR END	-236,637.16	-723,985.27
001	220000	ESCROW DEPOSITS	.00	-211,944.04
001	220001	ESCROW DEPOSIT-PW PLAT FEES	.00	-1,850.00
001	220002	ESCROW DEPOSIT-SPECIAL EVENTS	2,500.00	-8,300.00
001	220100	ESCROW DEPOSIT - OTHER	.00	-578,286.03
001	220102	DEPOSIT PBA UNION DUES	.00	-4,422.00
001	220103	DEPOSIT RELAY FOR LIFE	.00	-116.20
001	220104	DEPOSIT - DADE HOME BLDRS ESCR	.00	-402.49
001	220105	Escrow Deposit - Doral Broncos	.00	-7,191.59
001	220106	DEPOSIT - STATE OF THE CITY	.00	-8,066.15
001	220107	DEPOSIT - STATE SURCHARGE	-9,907.08	-106,489.45
001	220108	DEPOSIT - MD BLDG CODE FEES	-24,270.00	-118,700.15
001	220109	DEPOSIT - FL DEPT OF BUSINESS	.00	-300.53
001	220110	DEPOSIT - CAMPAIGN SIGNS BOND	-500.00	-4,000.00
001	220113	DEPOSIT - POLICE EXPLORERS	.00	-4,747.74
001	220114	DEPOSIT - VETERAN BUY A BRICK	.00	-253.33
001	220120	DEPOSIT - ISR;OPR;AFT HR INSP	.00	-14,800.00
001	220121	ADA PGMS DADE INTERLOCAL AGM	.00	-190,418.19
001	220123	DEPOSIT - MISC	.00	-52,500.00
001	220125	DEPOSIT-BUILDING TRAINING FEE	.00	-155,021.31
001	220128	DEPOSIT-HEALTH INS.INCENTIVE	-4,342.82	-1,359.07
001	220129	DEPOSIT-MOT LANE CLOSE. PERMIT	.00	-64,976.00
001	220132	DEPOSITS - DORAL HEARTS BRAZIL	.00	-98.00

**BALANCE SHEET FOR 2024 9**

FUND: 001 GENERAL FUND			NET CHANGE FOR PERIOD	ACCOUNT BALANCE
LIABILITIES				
	TOTAL LIABILITIES		-252,681.58	-2,316,132.06
FUND BALANCE				
001	241000	APPROPRIATIONS	.00	-111,849,948.58
001	242000	EXPENDITURE CONTROL	10,267,057.38	59,272,431.15
001	243000	ENCUMBRANCES	-5,330,232.99	26,970,865.85
001	245000	FUND BALANCE-RESV FOR ENCUMB	-24,533.81	3,677,914.92
001	245001	BUDGETARY FB-RESV FOR ENCUMB	5,330,232.99	-26,970,865.85
001	271000	FUND BALANCE-UNRES/UNDES	24,533.81	-101,701,722.15
001	271001	BUDGETARY FUND BAL-UNRES	.00	25,579,214.58
	TOTAL FUND BALANCE		10,267,057.38	-125,022,110.08
	TOTAL LIABILITIES + FUND BALANCE		10,014,375.80	-127,338,242.14

General Fund

001

Revenues

YEAR-TO-DATE BUDGET REPORT

FOR 2024 09

ACCOUNTS FOR:	ORIGINAL	ESTIM REV	REVISED	ACTUAL YTD	REMAINING	PCT
001 GENERAL FUND	ESTIM REV	ADJSTMTS	EST REV	REVENUE	REVENUE	COLL

0011200 CITY CLERK REVENUE

0011200 341900 LIEN SEARCH FEES	0	0	0	-30,872.99	30,872.99	100.0%
0011200 341901 CANDIDATE QUALYF	-4,500	0	-4,500	-100.00	-4,400.00	2.2%
0011200 341907 PUBLIC RECORDS R	-42,000	0	-42,000	-7,664.52	-34,335.48	18.2%
TOTAL CITY CLERK REVENUE	-46,500	0	-46,500	-38,637.51	-7,862.49	83.1%

YEAR-TO-DATE BUDGET REPORT

FOR 2024 09

ACCOUNTS FOR:	ORIGINAL ESTIM REV	ESTIM REV ADJSTMTS	REVISED EST REV	ACTUAL YTD REVENUE	REMAINING REVENUE	PCT COLL
---------------	--------------------	--------------------	-----------------	--------------------	-------------------	----------

0014000 PLANNING AND ZONING REVENUE

0014000 321100 LOCAL BUSINESS L	-1,200,000	0	-1,200,000	-1,307,673.73		
0014000 329300 ZONING HEARING F	-30,000	0	-30,000	-92,888.80	107,673.73	109.0%
0014000 329400 ZONING PLAN REVI	-55,000	0	-55,000	-53,665.00	62,888.80	309.6%
0014000 329401 ZONING PERMIT RE	-60,000	0	-60,000	-68,957.59	-1,335.00	97.6%
0014000 338100 COUNTY BUSS.TAX	-89,000	0	-89,000	-28,607.63	8,957.59	114.9%
0014000 362200 BILLBOARD REDUCT	-64,000	0	-64,000	-150,000.00	-60,392.37	32.1%
TOTAL PLANNING AND ZONING REVENUE	-1,498,000	0	-1,498,000	-1,701,792.75	86,000.00	234.4%
					203,792.75	113.6%

YEAR-TO-DATE BUDGET REPORT

FOR 2024 09

ACCOUNTS FOR:	ORIGINAL ESTIM REV	ESTIM REV ADJSTMTS	REVISED EST REV	ACTUAL YTD REVENUE	REMAINING REVENUE	PCT COLL
---------------	--------------------	--------------------	-----------------	--------------------	-------------------	----------

0015000 GENERAL GOVERNMENT REVENUE

0015000 311100 AD VALOREM TAXES	-29,930,182	0	-29,930,182	-29,835,443.41		
0015000 311200 AD VALOREM TAXES	-600,000	0	-600,000	-253,388.50	-94,738.59	99.7%
0015000 313100 FRANCHISE FEES -	-7,200,000	0	-7,200,000	-4,981,156.14	-346,611.50	42.2%
0015000 314100 UTILITY TAXES -	-9,500,000	0	-9,500,000	-6,769,876.47	-2,218,843.86	69.2%
0015000 314200 COMMUNICATION SE	-3,929,927	0	-3,929,927	-2,862,429.85	-2,730,123.53	71.3%
0015000 314300 UTILITY TAXES -	-1,350,000	0	-1,350,000	-1,053,592.95	-1,067,497.15	72.8%
0015000 314400 UTILITY TAXES -	-200,000	0	-200,000	-177,497.56	-296,407.05	78.0%
0015000 335120 STATE SHARING RE	-2,052,085	0	-2,052,085	-1,428,443.36	-22,502.44	88.7%
0015000 335150 ALCOHOLIC BEVERA	-72,100	0	-72,100	-86,206.17	-623,641.64	69.6%
0015000 335180 HALF CENT SALES	-7,543,526	0	-7,543,526	-5,767,907.31	14,106.17	119.6%
0015000 361100 INTEREST INCOME	-750,000	0	-750,000	-2,515,691.59	-1,775,618.69	76.5%
0015000 362100 LEASE AGREEMENT-	-12	0	-12	-12.00	1,765,691.59	335.4%
0015000 367100 CHANGE IN INVEST	0	0	0	-875,778.05	.00	100.0%
0015000 369100 MISCELLANEOUS IN	-36,750	0	-36,750	-39,241.11	875,778.05	100.0%
0015000 369200 PRIOR YEARS RECO	-10,500	0	-10,500	-8,025.02	2,491.11	106.8%
0015000 369900 INSURANCE PROCEE	0	0	0	-73,029.91	-2,474.98	76.4%
0015000 381200 INTERNAL SERVICE	-1,679,907	0	-1,679,907	.00	73,029.91	100.0%
0015000 381201 ARPA FUND TRANSF	0	-10,000,000	-10,000,000	-10,000,000.00	-1,679,907.00	.0%
TOTAL GENERAL GOVERNMENT REVENUE	-64,854,989	-10,000,000	-74,854,989	-66,727,719.40	-8,127,269.60	89.1%

YEAR-TO-DATE BUDGET REPORT

FOR 2024 09

ACCOUNTS FOR:	ORIGINAL ESTIM REV	ESTIM REV ADJSTMTS	REVISED EST REV	ACTUAL YTD REVENUE	REMAINING REVENUE	PCT COLL
001 GENERAL FUND						
<b>0016000 POLICE REVENUE</b>						
0016000 313920 TOWING FEES	-12,500	0	-12,500	-9,673.76		
0016000 329200 ALARM PERMITS	-190,000	0	-190,000	-116,633.50	-2,826.24	77.4%
0016000 331201 DOJ COPS TECH GR	-1,000,000	0	-1,000,000	.00	-73,366.50	61.4%
0016000 342100 POLICE SERVICES	-1,400,000	0	-1,400,000	-2,111,648.84	-1,000,000.00	.0%
0016000 342110 POLICE SERVICES	-8,000	0	-8,000	-15,693.05	711,648.84	150.8%
0016000 342115 SCHOOL CROSSING	-70,000	0	-70,000	-71,647.84	7,693.05	196.2%
0016000 342130 POLICE SERVICES-	-829,445	0	-829,445	-536,385.32	1,647.84	102.4%
0016000 351100 JUDGEMENTS & FIN	-350,000	0	-350,000	-171,542.19	-293,059.68	64.7%
0016000 351150 SAFETY REDLIGHT	0	0	0	-18,368.53	-178,457.81	49.0%
0016000 351200 COURT-INVESTIGAT	-1,000	0	-1,000	.00	18,368.53	100.0%
0016000 369105 PD MISC-SRO OT R	-35,000	0	-35,000	-301,663.75	-1,000.00	.0%
TOTAL POLICE REVENUE	-3,895,945	0	-3,895,945	-3,353,256.78	266,663.75	861.9%
					-542,688.22	86.1%

YEAR-TO-DATE BUDGET REPORT

FOR 2024 09

ACCOUNTS FOR:		ORIGINAL	ESTIM REV	REVISED	ACTUAL YTD	REMAINING	PCT
001	GENERAL FUND	ESTIM REV	ADJSTMTS	EST REV	REVENUE	REVENUE	COLL
<b>0017000 BUILDING REVENUE</b>							
0017000	329600	CONCURRENCY FEES	-60,000	0	-60,000	-1,114.50	
0017000	341903	BLDG RECORDS REQ	-75,000	0	-75,000	-56,942.00	1.9%
		TOTAL BUILDING REVENUE	-135,000	0	-135,000	-58,056.50	75.9%
						-76,943.50	43.0%

YEAR-TO-DATE BUDGET REPORT

FOR 2024 09							
ACCOUNTS FOR:							
001	GENERAL FUND	ORIGINAL ESTIM REV	ESTIM REV ADJSTMTS	REVISED EST REV	ACTUAL YTD REVENUE	REMAINING REVENUE	PCT COLL

0017100 CODE REVENUE

0017100	329800	CODE DEFAULT PRO	-30,000	0	-30,000	-14,800.00	
0017100	341900	LIEN SEARCH FEES	-220,000	0	-220,000	-119,541.30	49.3%
0017100	351100	JUDGEMENTS & FIN	-240,000	0	-240,000	-100,458.70	54.3%
0017100	359101	FINES - PERMIT V	-315,000	0	-315,000	-91,350.77	61.9%
TOTAL CODE REVENUE			-805,000	0	-805,000	-376,770.53	29.8%
						-428,229.47	46.8%

YEAR-TO-DATE BUDGET REPORT

FOR 2024 09

ACCOUNTS FOR:	ORIGINAL ESTIM REV	ESTIM REV ADJSTMTS	REVISED EST REV	ACTUAL YTD REVENUE	REMAINING REVENUE	PCT COLL
---------------	--------------------	--------------------	-----------------	--------------------	-------------------	----------

0018000 PUBLIC WORKS REVENUE

0018000 313700	FRANCHISE FEES -	-1,800,000	0	-1,800,000	-1,474,935.29	-325,064.71	81.9%
0018000 313900	FRANCHISE FEES -	-10,000	0	-10,000	-30,204.76	20,204.76	302.0%
0018000 329402	PW-PLATTING PERM	-25,000	0	-25,000	-4,550.00	-20,450.00	18.2%
0018000 329700	PUBLIC WORKS PER	-100,000	0	-100,000	-116,840.00	16,840.00	116.8%
0018000 344500	PARKING OPERATIO	-1,125,000	0	-1,125,000	-704,853.29	-420,146.71	62.7%
0018000 359102	FINES - PARKING	-545,000	0	-545,000	-204,697.32	-340,302.68	37.6%
TOTAL PUBLIC WORKS REVENUE		-3,605,000	0	-3,605,000	-2,536,080.66	-1,068,919.34	70.3%

YEAR-TO-DATE BUDGET REPORT

FOR 2024 09

ACCOUNTS FOR:	ORIGINAL	ESTIM REV	REVISED	ACTUAL YTD	REMAINING	PCT
001 GENERAL FUND	ESTIM REV	ADJSTMTS	EST REV	REVENUE	REVENUE	COLL

0019000 PARKS AND RECREATION REVENUE

0019000 347200 RECREATION FEES	-120,000	0	-120,000	-84,195.44	-35,804.56	70.2%
0019000 347201 RECREATION - REN	-300,000	0	-300,000	-314,611.35	14,611.35	104.9%
0019000 347202 RECREATION - BRO	-18,000	0	-18,000	-31,675.00	13,675.00	176.0%
0019000 347203 RECREATION-CONCE	-8,000	0	-8,000	-3,450.00	-4,550.00	43.1%
0019000 347204 RECREATION-TAXAB	-1,000	0	-1,000	-327.23	-672.77	32.7%
0019000 347400 RECREATION - SPE	-50,000	0	-50,000	-48,790.99	-1,209.01	97.6%
0019000 347401 RECREATION - SPO	-95,000	0	-95,000	-84,771.00	-10,229.00	89.2%
0019000 347402 RECREATION - CAM	-110,000	0	-110,000	-39,456.75	-70,543.25	35.9%
0019000 347403 RECREATION - TEN	-70,000	0	-70,000	-45,749.54	-24,250.46	65.4%
0019000 347404 RECREATION - SOC	-265,000	0	-265,000	-196,705.00	-68,295.00	74.2%
0019000 347405 RECREATION-COMMU	-175,000	0	-175,000	-134,001.54	-40,998.46	76.6%
0019000 347406 RECREATION-TRAIN	-300	0	-300	-150.00	-150.00	50.0%
0019000 347407 RECREATION-BASEB	-35,000	0	-35,000	-18,245.20	-16,754.80	52.1%
0019000 347900 SPONSORSHIP NAMI	-175,000	0	-175,000	-175,000.00	.00	100.0%
0019000 366000 PRIVATE GRANTS &	0	0	0	-10,000.00	10,000.00	100.0%
0019000 369104 MAU PARK	-7,000	0	-7,000	.00	-7,000.00	.0%
0019000 369400 MISC.PARK FEES	-1,000	0	-1,000	-350.00	-650.00	35.0%
TOTAL PARKS AND RECREATION REVENUE	-1,430,300	0	-1,430,300	-1,187,479.04	-242,820.96	83.0%
TOTAL GENERAL FUND	-76,270,734	-10,000,000	-86,270,734	-75,979,793.17	-10,290,940.83	88.1%
TOTAL REVENUES	-76,270,734	-10,000,000	-86,270,734	-75,979,793.17	-10,290,940.83	

General Fund

001

Expenditures

















YEAR-TO-DATE BUDGET REPORT

FOR 2024 09

ACCOUNTS FOR:	ORIGINAL	TRANFRS/	REVISED				AVAILABLE	PCT
001 GENERAL FUND	APPROP	ADJSTMTS	BUDGET	YTD EXPENDED	ENCUMBRANCES	BUDGET	USED	
<b>00122005 INFORMATION TECHNOLOGY</b>								
00122005 500111 ADMINISTRATIVE	161,823	0	161,823	77,166.17	.00	84,656.83	47.7%	
00122005 500120 FULL TIME SALAR	1,576,800	0	1,576,800	1,089,724.64	.00	487,075.36	69.1%	
00122005 500125 COMPENSATED ABS	62,315	0	62,315	2,328.00	.00	59,987.00	3.7%	
00122005 500140 OVERTIME	7,000	0	7,000	7,057.59	.00	-57.59	100.8%	
00122005 500210 FICA & MICA TAX	138,622	0	138,622	85,827.67	.00	52,794.33	61.9%	
00122005 500220 RETIREMENT CONT	207,386	0	207,386	140,701.45	.00	66,684.55	67.8%	
00122005 500230 LIFE & HEALTH I	378,332	0	378,332	253,592.11	.00	124,739.89	67.0%	
00122005 500310 PROFESSIONAL SE	103,900	0	103,900	26,872.89	21,470.15	55,556.96	46.5%	
00122005 500400 TRAVEL & PER DI	14,520	0	14,520	3,260.25	.00	11,259.75	22.5%	
00122005 500410 COMMUNICATION &	1,018,975	0	1,018,975	636,653.78	287,284.36	95,036.86	90.7%	
00122005 500440 RENTALS & LEASE	79,138	0	79,138	53,313.42	22,686.58	3,138.00	96.0%	
00122005 500460 REPAIR & MAINT	1,930,049	0	1,930,049	1,155,115.13	171,685.58	603,248.29	68.7%	
00122005 500464 REPAIR & MAINT-	989,495	150	989,645	466,214.49	26,826.85	496,603.66	49.8%	
00122005 500510 OFFICE SUPPLIES	1,900	0	1,900	62.19	1,837.81	.00	100.0%	
00122005 500520 OPERATING SUPPL	205,209	0	205,209	127,768.75	6,797.29	70,642.96	65.6%	
00122005 500540 DUES/SUBSCRIPTI	29,049	0	29,049	17,350.17	.00	11,698.83	59.7%	
00122005 500640 CAPITAL OUTLAY	141,700	0	141,700	68,168.52	62,735.68	10,795.80	92.4%	
00122005 500641 CAPITAL OUTLAY-	23,200	0	23,200	.00	.00	23,200.00	.0%	
00122005 500652 CAPITAL OUTLAY-	648,816	316,696	965,512	17,984.08	583,441.01	364,087.26	62.3%	
TOTAL INFORMATION TECHNOLOGY	7,718,229	316,846	8,035,075	4,229,161.30	1,184,765.31	2,621,148.74	67.4%	

YEAR-TO-DATE BUDGET REPORT

FOR 2024 09			ORIGINAL APPROP	TRANFRS/ADJSTMTS	REVISED BUDGET	YTD EXPENDED	ENCUMBRANCES	AVAILABLE BUDGET	PCT USED
ACCOUNTS FOR:	GENERAL FUND								
<b>00130005 OFFICE OF THE ATTORNEY</b>									
00130005	500311	PROFESSIONAL SE	480,000	0	480,000	325,596.64	131,422.70	22,980.66	95.2%
00130005	500312	PROFESSIONAL SE	275,000	0	275,000	114,226.55	49,040.95	111,732.50	59.4%
00130005	500316	LITIGATION CONT	200,000	0	200,000	.00	.00	200,000.00	.0%
TOTAL OFFICE OF THE ATTORNEY			955,000	0	955,000	439,823.19	180,463.65	334,713.16	65.0%

YEAR-TO-DATE BUDGET REPORT

FOR 2024 09								
ACCOUNTS FOR:	ORIGINAL	TRANFRS/	REVISED				AVAILABLE	PCT
001 GENERAL FUND	APPROP	ADJSTMTS	BUDGET	YTD EXPENDED	ENCUMBRANCES	BUDGET	BUDGET	USED
<b>00140005 PLANNING AND ZONING</b>								
00140005 500111 ADMINISTRATIVE	177,987	-44,497	133,490	91,921.78			41,568.22	68.9%
00140005 500120 FULL TIME SALAR	820,600	-62,254	758,346	540,437.58			217,908.42	71.3%
00140005 500125 COMPENSATED ABS	35,899	-3,851	32,048	8,620.00			23,428.00	26.9%
00140005 500140 OVERTIME	500	0	500	.00			500.00	.0%
00140005 500210 FICA & MICA TAX	79,714	-8,653	71,061	46,385.00			24,676.00	65.3%
00140005 500220 RETIREMENT CONT	118,845	-12,810	106,035	76,224.81			29,810.19	71.9%
00140005 500230 LIFE & HEALTH I	201,522	-22,251	179,271	149,795.86			29,475.14	83.6%
00140005 500310 PROFESSIONAL SE	78,000	249,288	327,288	49,070.00	200,217.75		78,000.00	76.2%
00140005 500400 TRAVEL & PER DI	13,200	-1,650	11,550	4,044.11			7,505.89	35.0%
00140005 500410 COMMUNICATION &	4,200	-850	3,350	2,500.00			850.00	74.6%
00140005 500470 PRINTING & BIND	7,750	-1,000	6,750	514.17	3,211.15		3,024.68	55.2%
00140005 500482 PROMOTIONAL ACT	35,000	-20,000	15,000	12,810.00			2,190.00	85.4%
00140005 500490 OTHER CURRENT C	25,000	0	25,000	6,865.00			18,135.00	27.5%
00140005 500510 OFFICE SUPPLIES	6,000	0	6,000	1,252.57	2,099.85		2,647.58	55.9%
00140005 500520 OPERATING SUPPL	3,400	0	3,400	741.57			2,658.43	21.8%
00140005 500540 DUES/SUBSCRIPTI	6,880	-810	6,070	5,376.18			693.82	88.6%
TOTAL PLANNING AND ZONING	1,614,497	70,662	1,685,159	996,558.63	205,528.75		483,071.37	71.3%

YEAR-TO-DATE BUDGET REPORT

FOR 2024 09

ACCOUNTS FOR: 001	GENERAL FUND	ORIGINAL APPROP	TRANFRS/ ADJSTMTS	REVISED BUDGET	YTD EXPENDED	ENCUMBRANCES	AVAILABLE BUDGET	PCT USED
<b>00150005 GENERAL GOVERNMENT</b>								
00150005	500122	NON-RECURRING P	181,049	0	181,049	.00	.00	181,049.00 .0%
00150005	500210	FICA & MICA TAX	13,850	0	13,850	.00	.00	13,850.00 .0%
00150005	500230	LIFE & HEALTH I	41,363	0	41,363	-26,792.13	.00	68,155.13 -64.8%
00150005	500240	WORKERS COMPENS	560,000	289,500	849,500	849,396.00	.00	104.00 100.0%
00150005	500250	UNEMPLOYMENT CO	40,000	0	40,000	.00	.00	40,000.00 .0%
00150005	500310	PROFESSIONAL SE	454,000	119,500	573,500	295,841.38	212,925.26	64,733.36 88.7%
00150005	500340	CONTRACTUAL SER	539,050	19,221	558,271	340,116.86	50,175.78	167,978.16 69.9%
00150005	500400	TRAVEL & PER DI	23,000	0	23,000	10,537.27	2,298.30	10,164.43 55.8%
00150005	500410	COMMUNICATION &	65,300	6,000	71,300	53,870.75	5,019.36	12,409.89 82.6%
00150005	500430	UTILITY SERVICE	213,350	0	213,350	134,605.35	63,391.59	15,353.06 92.8%
00150005	500440	RENTALS & LEASE	17,500	0	17,500	13,076.73	4,423.27	.00 100.0%
00150005	500450	INSURANCE	1,384,299	271,316	1,655,615	1,649,594.32	.00	6,020.68 99.6%
00150005	500460	REPAIR & MAINT	5,200	0	5,200	.00	.00	5,200.00 .0%
00150005	500470	PRINTING & BIND	5,000	0	5,000	1,376.27	23.73	3,600.00 28.0%
00150005	500490	OTHER CURRENT C	111,000	0	111,000	56,649.39	12,904.32	41,446.29 62.7%
00150005	500492	CONTINGENT RESE	577,226	-242,936	334,290	.00	.00	334,290.00 .0%
00150005	500498	PROPERTY TAXES	19,000	0	19,000	9,579.18	.00	9,420.82 50.4%
00150005	500520	OPERATING SUPPL	47,000	0	47,000	11,968.33	9,390.27	25,641.40 45.4%
00150005	500540	DUES/SUBSCRIPTI	15,500	0	15,500	10,000.00	.00	5,500.00 64.5%
00150005	500710	DEBT SERVICE -	1,772,466	0	1,772,466	1,421,965.22	.00	350,500.78 80.2%
00150005	500720	DEBT SERVICE -	236,446	0	236,446	203,796.54	.00	32,649.46 86.2%
00150005	500820	GRANTS & AIDS	210,000	0	210,000	128,237.02	.00	81,762.98 61.1%
00150005	500914	TRANSFER OUT-CA	500,000	0	500,000	500,000.00	.00	.00 100.0%
00150005	500915	TRANSFER OUT-OP	400,000	0	400,000	400,000.00	.00	.00 100.0%
00150005	500917	TRANSFER OUT-VE	150,000	0	150,000	150,000.00	.00	.00 100.0%
TOTAL GENERAL GOVERNMENT			7,581,599	462,601	8,044,200	6,213,818.48	360,551.88	1,469,829.44 81.7%

YEAR-TO-DATE BUDGET REPORT

FOR 2024 09

ACCOUNTS FOR:	GENERAL FUND	ORIGINAL APPROP	TRANFRS/ADJSTMTS	REVISED BUDGET	YTD EXPENDED	ENCUMBRANCES	AVAILABLE BUDGET	PCT USED
<b>00160005 POLICE</b>								
00160005	500111	ADMINISTRATIVE	220,343	0	220,343	150,083.14	.00	70,259.86 68.1%
00160005	500120	FULL TIME SALAR	3,565,390	0	3,565,390	1,720,701.04	.00	1,844,688.96 48.3%
00160005	500121	FULL TIME SALAR	13,329,822	0	13,329,822	9,300,082.23	.00	4,029,739.77 69.8%
00160005	500125	COMPENSATED ABS	600,697	0	600,697	195,327.36	.00	405,369.64 32.5%
00160005	500140	OVERTIME	1,265,850	0	1,265,850	817,200.70	.00	448,649.30 64.6%
00160005	500150	SPECIAL PAY - O	800,000	0	800,000	1,355,859.90	.00	-555,859.90 169.5%
00160005	500151	SPECIAL PAY - D	250,000	0	250,000	204,145.54	.00	45,854.46 81.7%
00160005	500152	SPECIAL PAY - I	115,000	0	115,000	66,982.50	.00	48,017.50 58.2%
00160005	500210	FICA & MICA TAX	1,531,088	0	1,531,088	1,024,727.43	.00	506,360.57 66.9%
00160005	500220	RETIREMENT CONT	5,376,963	0	5,376,963	3,735,049.60	.00	1,641,913.40 69.5%
00160005	500230	LIFE & HEALTH I	3,324,711	0	3,324,711	2,083,657.31	.00	1,241,053.69 62.7%
00160005	500310	PROFESSIONAL SE	66,100	0	66,100	40,095.45	15,491.67	10,512.88 84.1%
00160005	500342	CONT - SCHOOL C	375,750	0	375,750	195,994.82	179,745.91	9.27 100.0%
00160005	500350	INVESTIGATIONS	3,250	0	3,250	.00	.00	3,250.00 .0%
00160005	500400	TRAVEL & PER DI	40,000	0	40,000	15,115.32	.00	24,884.68 37.8%
00160005	500410	COMMUNICATION &	26,600	0	26,600	11,074.53	2,843.40	12,682.07 52.3%
00160005	500440	RENTALS & LEASE	88,626	0	88,626	27,575.49	19,350.27	41,700.24 52.9%
00160005	500460	REPAIR & MAINT	104,000	0	104,000	38,898.29	32,357.27	32,744.44 68.5%
00160005	500470	PRINTING & BIND	8,000	0	8,000	1,715.00	3,285.00	3,000.00 62.5%
00160005	500480	PROMOTIONAL ACT	10,000	0	10,000	1,668.00	1,475.00	6,857.00 31.4%
00160005	500510	OFFICE SUPPLIES	25,000	0	25,000	8,095.11	5,404.89	11,500.00 54.0%
00160005	500520	OPERATING SUPPL	779,100	0	779,100	382,360.50	305,722.53	91,016.97 88.3%
00160005	500521	OPERATING SUPPL	25,000	0	25,000	14,139.41	8,860.59	2,000.00 92.0%
00160005	500523	OP SUPP - COMMU	62,150	0	62,150	26,140.71	14,956.97	21,052.32 66.1%
00160005	500526	OPERATING SUPPL	20,000	0	20,000	.00	5,000.00	15,000.00 25.0%
00160005	500527	OPERATING SUPPL	25,358	0	25,358	12,994.85	7,731.95	4,631.20 81.7%
00160005	500528	OPERATING SUPPL	212,600	36,000	248,600	72,895.27	159,848.70	15,856.48 93.6%
00160005	500540	DUES/SUBSCRIPTI	174,475	0	174,475	19,413.59	93,432.71	61,628.70 64.7%
00160005	500640	CAPITAL OUTLAY	149,665	44,811	194,476	73,266.20	42,165.64	79,043.80 59.4%
00160005	500641	CAPITAL OUTLAY	1,898,334	150,753	2,049,087	170,328.53	1,387,984.00	490,774.20 76.0%
00160005	500647	CAPITAL - TECH	1,000,000	0	1,000,000	.00	.00	1,000,000.00 .0%
00160005	500653	CAPITAL OUTLAY-	5,530	0	5,530	1,258.00	.00	4,272.00 22.7%
TOTAL POLICE			35,479,402	231,564	35,710,966	21,766,845.82	2,285,656.50	11,658,463.50 67.4%

YEAR-TO-DATE BUDGET REPORT

FOR 2024 09

ACCOUNTS FOR:	ORIGINAL	TRANFRS/	REVISED	YTD EXPENDED	ENCUMBRANCES	AVAILABLE	PCT
001 GENERAL FUND	APPROP	ADJSTMNTS	BUDGET			BUDGET	USED
<b>00171005 CODE COMPLIANCE</b>							
00171005 500111	ADMINISTRATIVE	160,228	0	160,228	113,472.38	.00	46,755.62 70.8%
00171005 500120	FULL TIME SALAR	893,071	0	893,071	570,792.09	.00	322,278.91 63.9%
00171005 500125	COMPENSATED ABS	37,878	0	37,878	1,378.85	.00	36,499.15 3.6%
00171005 500140	OVERTIME	18,500	0	18,500	7,270.88	.00	11,229.12 39.3%
00171005 500151	SPECIAL PAY - D	1,621	0	1,621	382.63	.00	1,238.37 23.6%
00171005 500210	FICA & MICA TAX	84,827	0	84,827	51,321.59	.00	33,505.41 60.5%
00171005 500220	RETIREMENT CONT	126,066	0	126,066	82,553.65	.00	43,512.35 65.5%
00171005 500230	LIFE & HEALTH I	192,810	0	192,810	122,050.50	.00	70,759.50 63.3%
00171005 500340	CONTRACTUAL SER	10,900	0	10,900	4,480.00	3,920.00	2,500.00 77.1%
00171005 500400	TRAVEL & PER DI	2,500	1,500	4,000	2,819.95	.00	1,180.05 70.5%
00171005 500410	COMMUNICATION &	1,200	0	1,200	900.00	.00	300.00 75.0%
00171005 500470	PRINTING & BIND	6,000	0	6,000	2,210.55	1,789.45	2,000.00 66.7%
00171005 500490	OTHER CURRENT C	1,500	-1,500	0	.00	.00	.00 .0%
00171005 500510	OFFICE SUPPLIES	3,000	0	3,000	630.22	2,369.78	.00 100.0%
00171005 500520	OPERATING SUPPL	8,500	0	8,500	3,620.03	3,182.17	1,697.80 80.0%
00171005 500540	DUES/SUBSCRIPTI	10,000	0	10,000	1,690.00	1,310.00	7,000.00 30.0%
00171005 500641	CAPITAL OUTLAY	23,972	0	23,972	.00	.00	23,972.00 .0%
TOTAL CODE COMPLIANCE		1,582,573	0	1,582,573	965,573.32	12,571.40	604,428.28 61.8%

YEAR-TO-DATE BUDGET REPORT

FOR 2024 09

ACCOUNTS FOR:	ORIGINAL APPROP	TRANFRS/ADJSTMTS	REVISED BUDGET	YTD EXPENDED	ENCUMBRANCES	AVAILABLE BUDGET	PCT USED
001 GENERAL FUND							
<b>00180005 PUBLIC WORKS</b>							
00180005 500111 ADMINISTRATIVE	168,701	0	168,701	119,393.29	.00	49,307.71	70.8%
00180005 500120 FULL TIME SALAR	2,200,651	0	2,200,651	1,442,202.47	.00	758,448.53	65.5%
00180005 500125 COMPENSATED ABS	83,114	0	83,114	65.70	.00	83,048.30	.1%
00180005 500140 OVERTIME	10,000	0	10,000	21,705.63	.00	-11,705.63	217.1%
00180005 500210 FICA & MICA TAX	187,877	0	187,877	116,116.86	.00	71,760.14	61.8%
00180005 500220 RETIREMENT CONT	276,455	0	276,455	182,771.32	.00	93,683.68	66.1%
00180005 500230 LIFE & HEALTH I	575,990	0	575,990	373,967.47	.00	202,022.53	64.9%
00180005 500310 PROFESSIONAL SE	68,000	77,214	145,214	25,770.00	40,627.50	78,816.25	45.7%
00180005 500340 CONTRACTUAL SER	1,718,800	107,500	1,826,300	968,821.11	745,495.45	111,983.44	93.9%
00180005 500400 TRAVEL & PER DI	12,220	0	12,220	4,516.07	.00	7,703.93	37.0%
00180005 500410 COMMUNICATION &	1,450	500	1,950	1,431.40	218.60	300.00	84.6%
00180005 500430 UTILITY SERVICE	268,375	0	268,375	186,649.96	81,648.98	76.06	100.0%
00180005 500440 RENTALS & LEASE	17,500	0	17,500	72.00	4,928.00	12,500.00	28.6%
00180005 500460 REPAIR & MAINT	243,350	7,715	251,065	119,226.41	79,120.66	52,717.93	79.0%
00180005 500461 REPAIR & MAINT	209,000	-6,000	203,000	146,271.71	45,979.34	10,748.95	94.7%
00180005 500465 REPAIR & MAINT	180,000	0	180,000	61,958.68	60,018.03	58,023.29	67.8%
00180005 500470 PRINTING & BIND	1,000	0	1,000	210.00	540.00	250.00	75.0%
00180005 500480 PROMOTIONAL ACT	1,500	0	1,500	.00	1,500.00	.00	100.0%
00180005 500510 OFFICE SUPPLIES	2,500	0	2,500	1,841.11	658.89	.00	100.0%
00180005 500520 OPERATING SUPPL	208,200	110,480	318,680	146,735.56	124,016.84	47,927.60	85.0%
00180005 500522 OPERATING SUPPL	610,000	0	610,000	407,899.15	191,780.00	10,320.85	98.3%
00180005 500530 ROAD MATERIAL S	15,000	0	15,000	10,326.75	4,473.25	200.00	98.7%
00180005 500540 DUES/SUBSCRIPTI	11,385	6,000	17,385	9,638.60	1,480.40	6,266.00	64.0%
00180005 500631 IMPRV - STREET	0	93,497	93,497	31,500.00	61,997.12	.00	100.0%
00180005 500633 IMPRV - STREET	0	274,500	274,500	.00	274,500.00	.00	100.0%
00180005 500640 CAPITAL OUTLAY	0	225,260	225,260	151,760.24	73,271.45	228.55	99.9%
00180005 500641 CAPITAL OUTLAY	0	188,591	188,591	86,717.00	101,874.00	.00	100.0%
00180005 500650 CONSTRUCTION IN	35,000	182,133	217,133	19,972.43	183,138.15	14,022.57	93.5%
TOTAL PUBLIC WORKS	7,106,068	1,267,390	8,373,458	4,637,540.92	2,077,266.66	1,658,650.68	80.2%

YEAR-TO-DATE BUDGET REPORT

FOR 2024 09

ACCOUNTS FOR: 001 GENERAL FUND	ORIGINAL APPROP	TRANFRS/ ADJSTMTS	REVISED BUDGET	YTD EXPENDED	ENCUMBRANCES	AVAILABLE BUDGET	PCT USED
<b>00190005 PARKS AND RECREATION</b>							
00190005 500111 ADMINISTRATIVE	149,819	0	149,819	109,814.11	.00	40,004.89	73.3%
00190005 500120 FULL TIME SALAR	2,350,927	0	2,350,927	1,366,635.17	.00	984,291.83	58.1%
00190005 500125 COMPENSATED ABS	89,409	0	89,409	8,428.43	.00	80,980.57	9.4%
00190005 500130 OTHER SALARIES	1,839,000	0	1,839,000	1,096,044.02	.00	742,955.98	59.6%
00190005 500140 OVERTIME	40,000	0	40,000	28,563.25	.00	11,436.75	71.4%
00190005 500210 FICA & MICA TAX	332,146	0	332,146	197,152.79	.00	134,993.21	59.4%
00190005 500220 RETIREMENT CONT	297,568	0	297,568	190,887.16	.00	106,680.84	64.1%
00190005 500230 LIFE & HEALTH I	581,752	0	581,752	358,517.80	.00	223,234.20	61.6%
00190005 500310 PROFESSIONAL SE	246,000	52,049	298,049	16,990.00	39,759.00	241,300.00	19.0%
00190005 500340 CONTRACTUAL SER	618,904	0	618,904	371,361.08	79,606.68	167,936.24	72.9%
00190005 500400 TRAVEL & PER DI	10,870	0	10,870	5,857.27	.00	5,012.73	53.9%
00190005 500410 COMMUNICATION &	10,900	0	10,900	6,750.00	.00	4,150.00	61.9%
00190005 500430 UTILITY SERVICE	449,985	0	449,985	198,730.74	106,757.95	144,496.31	67.9%
00190005 500440 RENTALS & LEASE	236,620	35,080	271,700	145,022.37	60,401.58	66,276.05	75.6%
00190005 500460 REPAIR & MAINT	1,079,437	4,875	1,084,312	570,175.93	154,588.21	359,547.86	66.8%
00190005 500461 REPAIR & MAINT	4,500	0	4,500	.00	.00	4,500.00	.0%
00190005 500470 PRINTING & BIND	52,551	0	52,551	11,612.40	3,982.83	36,955.77	29.7%
00190005 500480 PROMOTIONAL ACT	42,400	0	42,400	10,693.97	5,733.52	25,972.51	38.7%
00190005 500490 OTHER CURRENT C	442,524	0	442,524	197,922.46	72,770.87	171,830.67	61.2%
00190005 500494 CULTURAL ARTS P	168,500	0	168,500	138,606.13	14,775.75	15,118.12	91.0%
00190005 500510 OFFICE SUPPLIES	6,000	0	6,000	3,220.45	2,704.55	75.00	98.8%
00190005 500520 OPERATING SUPPL	326,358	0	326,358	133,170.03	120,537.62	72,650.35	77.7%
00190005 500521 OPERATING SUPPL	250	0	250	145.30	.00	104.70	58.1%
00190005 500540 DUES/SUBSCRIPTI	12,613	0	12,613	3,751.24	.00	8,861.76	29.7%
00190005 500620 CAPITAL - BUILD	0	234,704	234,704	.00	234,704.40	.00	100.0%
00190005 500634 IMPROVEMENTS	30,000	0	30,000	.00	19,825.00	10,175.00	66.1%
00190005 500640 CAPITAL OUTLAY	22,500	3,862	26,362	6,910.00	10,655.95	8,796.00	66.6%
00190005 500641 CAPITAL OUTLAY	371,650	126,750	498,400	107,618.61	205,603.38	185,178.01	62.8%
00190005 500650 CONSTRUCTION IN	0	59,759	59,759	21,066.70	9,294.97	29,397.74	50.8%
00190005 500656 CAPITAL-CENTRAL	0	29,239,659	29,239,659	9,829,759.94	19,409,898.83	.07	100.0%
TOTAL PARKS AND RECREATION	9,813,183	29,756,739	39,569,922	15,135,407.35	20,551,601.09	3,882,913.16	90.2%
TOTAL GENERAL FUND	79,629,401	32,220,548	111,849,949	59,272,431.15	26,970,865.85	25,606,651.58	77.1%
TOTAL EXPENSES	79,629,401	32,220,548	111,849,949	59,272,431.15	26,970,865.85	25,606,651.58	

# Transportation Fund

101

Balance Sheet

**BALANCE SHEET FOR 2024 9**

FUND: 101 TRANSPORTATION			NET CHANGE FOR PERIOD	ACCOUNT BALANCE
<b>ASSETS</b>				
101	104000	EQUITY IN POOLED CASH	114,208.70	2,419,210.09
101	151002	INVESTMENT - WELLS -REG. CUS	21,439.26	12,016,279.21
101	151008	INVESTMENT - CASH EQUIVALENT	47,211.67	150,133.11
101	171000	ESTIMATED REVENUES	.00	2,151,353.00
101	172000	REVENUE CONTROL	-514,879.09	-2,010,075.49
	<b>TOTAL ASSETS</b>		<b>-332,019.46</b>	<b>14,726,899.92</b>
<b>LIABILITIES</b>				
101	217400	RETAINAGE LIABILITY-YEAR END	.00	-149,016.36
101	220000	ESCROW DEPOSITS	.00	-134,535.50
	<b>TOTAL LIABILITIES</b>		<b>.00</b>	<b>-283,551.86</b>
<b>FUND BALANCE</b>				
101	241000	APPROPRIATIONS	.00	-13,755,242.46
101	242000	EXPENDITURE CONTROL	332,019.46	2,455,545.98
101	243000	ENCUMBRANCES	-1,291,051.71	7,580,861.44
101	245000	FUND BALANCE-RESV FOR ENCUMB	2,000,083.71	4,556,914.73
101	245001	BUDGETARY FB-RESV FOR ENCUMB	1,291,051.71	-7,580,861.44
101	271000	FUND BALANCE-UNRES/UNDES	-2,000,083.71	-19,304,455.77
101	271001	BUDGETARY FUND BAL-UNRES	.00	11,603,889.46
	<b>TOTAL FUND BALANCE</b>		<b>332,019.46</b>	<b>-14,443,348.06</b>
	<b>TOTAL LIABILITIES + FUND BALANCE</b>		<b>332,019.46</b>	<b>-14,726,899.92</b>

# Transportation Fund

101

Revenues

YEAR-TO-DATE BUDGET REPORT

FOR 2024 09

ACCOUNTS FOR:	ORIGINAL APPROP	TRANFRS/ADJSTMTS	REVISED BUDGET	YTD EXPENDED	ENCUMBRANCES	AVAILABLE BUDGET	PCT USED
101 TRANSPORTATION							
<b>10180005 TRANSPORTATION FUND EXPENSE</b>							
10180005 500120 FULL TIME SALAR	302,468	0	302,468	211,646.66	.00	90,821.34	70.0%
10180005 500125 COMPENSATED ABS	10,907	0	10,907	.00	.00	10,907.00	.0%
10180005 500210 FICA & MICA TAX	23,973	0	23,973	15,378.06	.00	8,594.94	64.1%
10180005 500220 RETIREMENT CONT	36,296	0	36,296	26,071.66	.00	10,224.34	71.8%
10180005 500230 LIFE & HEALTH I	56,867	0	56,867	41,581.89	.00	15,285.11	73.1%
10180005 500310 PROFESSIONAL SE	108,400	447,215	555,615	308,552.26	117,880.71	129,182.41	76.7%
10180005 500340 CONTRACTUAL SER	0	225,427	225,427	5,300.00	220,127.00	.00	100.0%
10180005 500341 CONTRACTUAL SER	675,000	1,074,508	1,749,508	64,080.26	1,383,480.42	301,947.32	82.7%
10180005 500400 TRAVEL & PER DI	4,750	0	4,750	3,295.86	.00	1,454.14	69.4%
10180005 500520 OPERATING SUPPL	3,800	0	3,800	.00	800.00	3,000.00	21.1%
10180005 500540 DUES/SUBSCRIPTI	28,722	0	28,722	24,548.20	.00	4,173.80	85.5%
10180005 500631 IMPRV - STREET	0	628,110	628,110	.00	628,110.00	.00	100.0%
10180005 500633 IMPRV - STREET	1,500,000	7,407,887	8,907,887	1,559,330.14	4,228,771.53	3,119,785.14	65.0%
10180005 500641 CAPITAL OUTLAY	0	55,410	55,410	.00	55,409.88	.12	100.0%
10180005 500650 CONSTRUCTION IN	50,000	1,115,502	1,165,502	195,760.99	946,281.90	23,459.38	98.0%
TOTAL TRANSPORTATION FUND EXPENSE	2,801,183	10,954,059	13,755,242	2,455,545.98	7,580,861.44	3,718,835.04	73.0%
TOTAL TRANSPORTATION	2,801,183	10,954,059	13,755,242	2,455,545.98	7,580,861.44	3,718,835.04	73.0%
TOTAL EXPENSES	2,801,183	10,954,059	13,755,242	2,455,545.98	7,580,861.44	3,718,835.04	

Transportation Fund

101

Expenditures

YEAR-TO-DATE BUDGET REPORT

FOR 2024 09

ACCOUNTS FOR:	ORIGINAL ESTIM REV	ESTIM REV ADJSTMTS	REVISED EST REV	ACTUAL YTD REVENUE	REMAINING REVENUE	PCT COLL
101 TRANSPORTATION						
<b>1018000 TRANSPORTATION FUND REVENUE</b>						
1018000 312410 LOCAL OPTION FUE	-856,545	0	-856,545	-324,361.97	-532,183.03	37.9%
1018000 312420 LOCAL OPTION FUE	-324,808	0	-324,808	-218,579.33	-106,228.67	67.3%
1018000 334100 STATE REIMBURSME	0	0	0	-10,457.75	10,457.75	100.0%
1018000 335450 STATE-FUEL TAX R	0	0	0	-25,418.81	25,418.81	100.0%
1018000 337100 COUNTY REIMBURSE	0	0	0	-38,585.06	38,585.06	100.0%
1018000 361100 INTEREST INCOME	-70,000	0	-70,000	-355,466.13	285,466.13	507.8%
1018000 363240 ROADWAY IMPACT F	-900,000	0	-900,000	-898,670.37	-1,329.63	99.9%
1018000 367100 CHANGE IN INVEST	0	0	0	-138,536.07	138,536.07	100.0%
TOTAL TRANSPORTATION FUND REVENUE	-2,151,353	0	-2,151,353	-2,010,075.49	-141,277.51	93.4%
TOTAL TRANSPORTATION	-2,151,353	0	-2,151,353	-2,010,075.49	-141,277.51	93.4%
TOTAL REVENUES	-2,151,353	0	-2,151,353	-2,010,075.49	-141,277.51	

# Parks Impact Fees Fund

102

Balance Sheet

YEAR-TO-DATE BUDGET REPORT

FOR 2024 09

ACCOUNTS FOR:	ORIGINAL ESTIM REV	ESTIM REV ADJSTMTS	REVISED EST REV	ACTUAL YTD REVENUE	REMAINING REVENUE	PCT COLL
---------------	--------------------	--------------------	-----------------	--------------------	-------------------	----------

1029000 PARK IMPACT FUND REVENUE

1029000 300100 DESIGNATED FUND	0	-319,703	-319,703	.00	-319,703.00	.0%
1029000 361100 INTEREST INCOME	-30,000	0	-30,000	-185,634.52	155,634.52	618.8%
1029000 363270 PARK IMPACT FEES	-300,000	0	-300,000	-8,461.54	-291,538.46	2.8%
TOTAL PARK IMPACT FUND REVENUE	-330,000	-319,703	-649,703	-194,096.06	-455,606.94	29.9%
TOTAL PARK IMPACT FEE FUND	-330,000	-319,703	-649,703	-194,096.06	-455,606.94	29.9%
TOTAL REVENUES	-330,000	-319,703	-649,703	-194,096.06	-455,606.94	

# Parks Impact Fees Fund

102

Expenditures

**BALANCE SHEET FOR 2024 9**

FUND: 102 PARK IMPACT FEE FUND			NET CHANGE FOR PERIOD	ACCOUNT BALANCE
<b>ASSETS</b>				
102	104000	EQUITY IN POOLED CASH	-6,267.06	5,381,691.77
102	151006	INVESTMENT - FL.PALM	15,925.69	3,609,596.64
102	171000	ESTIMATED REVENUES	.00	649,703.00
102	172000	REVENUE CONTROL	-20,583.63	-194,096.06
	<b>TOTAL ASSETS</b>		<b>-10,925.00</b>	<b>9,446,895.35</b>
<b>LIABILITIES</b>				
102	217400	RETAINAGE LIABILITY-YEAR END	-575.00	-22,188.98
	<b>TOTAL LIABILITIES</b>		<b>-575.00</b>	<b>-22,188.98</b>
<b>FUND BALANCE</b>				
102	241000	APPROPRIATIONS	.00	-6,126,626.97
102	242000	EXPENDITURE CONTROL	11,500.00	132,015.00
102	243000	ENCUMBRANCES	-11,500.00	5,071,383.97
102	245000	FUND BALANCE-RESV FOR ENCUMB	.00	262,600.00
102	245001	BUDGETARY FB-RESV FOR ENCUMB	11,500.00	-5,071,383.97
102	271000	FUND BALANCE-UNRES/UNDES	.00	-9,169,618.37
102	271001	BUDGETARY FUND BAL-UNRES	.00	5,476,923.97
	<b>TOTAL FUND BALANCE</b>		<b>11,500.00</b>	<b>-9,424,706.37</b>
	<b>TOTAL LIABILITIES + FUND BALANCE</b>		<b>10,925.00</b>	<b>-9,446,895.35</b>

# Parks Impact Fees Fund

102

Revenues

YEAR-TO-DATE BUDGET REPORT

FOR 2024 09									
ACCOUNTS FOR:		ORIGINAL	TRANFRS/	REVISED				AVAILABLE	PCT
102	PARK IMPACT FEE FUND	APPROP	ADJSTMTS	BUDGET	YTD EXPENDED	ENCUMBRANCES		BUDGET	USED
<b>10222005 PARK IMPACT FEE EXPENSES</b>									
10222005	500652 CAPITAL OUTLAY-	76,000	208,726	284,726	.00	208,726.00		76,000.00	73.3%
	TOTAL PARK IMPACT FEE EXPENSES	76,000	208,726	284,726	.00	208,726.00		76,000.00	73.3%

YEAR-TO-DATE BUDGET REPORT

FOR 2024 09

ACCOUNTS FOR:	ORIGINAL APPROP	TRANFRS/ADJSTMTS	REVISED BUDGET	YTD EXPENDED	ENCUMBRANCES	AVAILABLE BUDGET	PCT USED
102 PARK IMPACT FEE FUND							
<b>10290005 PARK IMPACT FEE EXPENSES</b>							
10290005 500520 OPERATING SUPPL	2,400	225	2,625	.00	225.00	2,400.00	8.6%
10290005 500634 IMPROVEMENTS	350,000	402,201	752,201	5,015.00	164,958.38	582,228.00	22.6%
10290005 500650 CONSTRUCTION IN	0	1,587,075	1,587,075	127,000.00	1,197,474.59	262,600.00	83.5%
10290005 500656 CAPITAL-CENTRAL	0	3,500,000	3,500,000	.00	3,500,000.00	.00	100.0%
TOTAL PARK IMPACT FEE EXPENSES	352,400	5,489,501	5,841,901	132,015.00	4,862,657.97	847,228.00	85.5%
TOTAL PARK IMPACT FEE FUND	428,400	5,698,227	6,126,627	132,015.00	5,071,383.97	923,228.00	84.9%
TOTAL EXPENSES	428,400	5,698,227	6,126,627	132,015.00	5,071,383.97	923,228.00	

# Police Impact Fees Fund

103

Balance Sheet

**BALANCE SHEET FOR 2024 9**

FUND: 103 POLICE IMPACT FEE FUND			NET CHANGE FOR PERIOD	ACCOUNT BALANCE
<b>ASSETS</b>				
103	104000	EQUITY IN POOLED CASH	14,334.52	-52,708.39
103	151006	INVESTMENT - FL.PALM	2,751.26	623,579.17
103	171000	ESTIMATED REVENUES	.00	453,400.00
103	172000	REVENUE CONTROL	-32,252.09	-116,608.72
	<b>TOTAL ASSETS</b>		<b>-15,166.31</b>	<b>907,662.06</b>
<b>LIABILITIES</b>				
103	207001	DUE TO/DUE FROM GEN FUND	.00	-348,401.77
	<b>TOTAL LIABILITIES</b>		<b>.00</b>	<b>-348,401.77</b>
<b>FUND BALANCE</b>				
103	241000	APPROPRIATIONS	.00	-157,159.64
103	242000	EXPENDITURE CONTROL	15,166.31	130,532.16
103	243000	ENCUMBRANCES	-15,166.31	26,627.48
103	245001	BUDGETARY FB-RESV FOR ENCUMB	15,166.31	-26,627.48
103	271000	FUND BALANCE-UNRES/UNDES	.00	-236,392.45
103	271001	BUDGETARY FUND BAL-UNRES	.00	-296,240.36
	<b>TOTAL FUND BALANCE</b>		<b>15,166.31</b>	<b>-559,260.29</b>
	<b>TOTAL LIABILITIES + FUND BALANCE</b>		<b>15,166.31</b>	<b>-907,662.06</b>

# Police Impact Fees Fund

103

Revenues

YEAR-TO-DATE BUDGET REPORT

FOR 2024 09

ACCOUNTS FOR:	ORIGINAL ESTIM REV	ESTIM REV ADJSTMTS	REVISED EST REV	ACTUAL YTD REVENUE	REMAINING REVENUE	PCT COLL
---------------	--------------------	--------------------	-----------------	--------------------	-------------------	----------

1036000 POLICE IMPACT FEE REVENUES

1036000 300100 DESIGNATED FUND	-148,400	0	-148,400	.00	-148,400.00	.0%
1036000 361100 INTEREST INCOME	-5,000	0	-5,000	-25,008.95	20,008.95	500.2%
1036000 363220 POLICE IMPACT FE	-300,000	0	-300,000	-91,599.77	-208,400.23	30.5%
TOTAL POLICE IMPACT FEE REVENUES	-453,400	0	-453,400	-116,608.72	-336,791.28	25.7%
TOTAL POLICE IMPACT FEE FUND	-453,400	0	-453,400	-116,608.72	-336,791.28	25.7%
TOTAL REVENUES	-453,400	0	-453,400	-116,608.72	-336,791.28	

# Police Impact Fees Fund

103

Expenditures

YEAR-TO-DATE BUDGET REPORT

FOR 2024 09

ACCOUNTS FOR:	ORIGINAL APPROP	TRANFRS/ADJSTMTS	REVISED BUDGET	YTD EXPENDED	ENCUMBRANCES	AVAILABLE BUDGET	PCT USED
103 POLICE IMPACT FEE FUND							
<b>10360005 POLICE IMPACT FEE EXPENSES</b>							
10360005 500640 CAPITAL OUTLAY	0	58,750	58,750	39,534.30	19,215.90	.00	100.0%
10360005 500641 CAPITAL OUTLAY	0	94,568	94,568	90,997.86	3,570.00	.00	100.0%
10360005 500650 CONSTSRUCTION I	0	3,842	3,842	.00	3,841.58	.00	100.0%
TOTAL POLICE IMPACT FEE EXPENSES	0	157,160	157,160	130,532.16	26,627.48	.00	100.0%
TOTAL POLICE IMPACT FEE FUND	0	157,160	157,160	130,532.16	26,627.48	.00	100.0%
TOTAL EXPENSES	0	157,160	157,160	130,532.16	26,627.48	.00	

Law Enforcement

Trust Funds

105

Balance Sheet

**BALANCE SHEET FOR 2024 9**

FUND: 105 LAW ENFORCEMENT TRUST FUND			NET CHANGE FOR PERIOD	ACCOUNT BALANCE
<b>ASSETS</b>				
105	101102	CASH-TREASURY	.00	10,875.24
105	101103	CASH-JUSTICE	.00	135,583.17
105	101104	CASH-STATE	.00	177,297.64
105	104000	EQUITY IN POOLED CASH	687.51	109,837.64
105	172000	REVENUE CONTROL	-94.36	-784.53
TOTAL ASSETS			<b>593.15</b>	<b>432,809.16</b>
<b>LIABILITIES</b>				
105	220101	DEPOSIT - COURTS LETTF	-593.15	-49,127.17
TOTAL LIABILITIES			<b>-593.15</b>	<b>-49,127.17</b>
<b>FUND BALANCE</b>				
105	242000	EXPENDITURE CONTROL	.00	28,639.10
105	271000	FUND BALANCE-UNRES/UNDES	.00	-412,321.09
TOTAL FUND BALANCE			<b>.00</b>	<b>-383,681.99</b>
TOTAL LIABILITIES + FUND BALANCE			<b>-593.15</b>	<b>-432,809.16</b>

Law Enforcement

Trust Funds

105

Revenues

YEAR-TO-DATE BUDGET REPORT

FOR 2024 09

ACCOUNTS FOR:	ORIGINAL ESTIM REV	ESTIM REV ADJSTMTS	REVISED EST REV	ACTUAL YTD REVENUE	REMAINING REVENUE	PCT COLL
105 LAW ENFORCEMENT TRUST FUND						

1056000 LAW ENFORCEMENT TRUST REVENUE

1056000 361100 INTEREST INCOME	0	0	0	-784.53	784.53	100.0%
TOTAL LAW ENFORCEMENT TRUST REVENUE	0	0	0	-784.53	784.53	100.0%
TOTAL LAW ENFORCEMENT TRUST FUND	0	0	0	-784.53	784.53	100.0%
TOTAL REVENUES	0	0	0	-784.53	784.53	

Law Enforcement

Trust Funds

105

Expenditures

YEAR-TO-DATE BUDGET REPORT

FOR 2024 09

ACCOUNTS FOR:	ORIGINAL APPROP	TRANFRS/ ADJSTMTS	REVISED BUDGET	YTD EXPENDED	ENCUMBRANCES	AVAILABLE BUDGET	PCT USED
---------------	-----------------	-------------------	----------------	--------------	--------------	------------------	----------

10560005 LAW ENFORCEMENT TRUST EXPENSE

10560005 500310	PROFESSIONAL SE	0	0	0	6,589.10	.00	-6,589.10	100.0%
10560005 500640	CAPITAL OUTLAY	0	0	0	22,050.00	.00	-22,050.00	100.0%
TOTAL LAW ENFORCEMENT TRUST EXPENSE		0	0	0	28,639.10	.00	-28,639.10	100.0%
TOTAL LAW ENFORCEMENT TRUST FUND		0	0	0	28,639.10	.00	-28,639.10	100.0%
TOTAL EXPENSES		0	0	0	28,639.10	.00	-28,639.10	

CITT Funds

106

Balance Sheet

BALANCE SHEET FOR 2024 9

FUND: 106 CITT FUND			NET CHANGE FOR PERIOD	ACCOUNT BALANCE
<b>ASSETS</b>				
106	104000	EQUITY IN POOLED CASH	334,103.21	6,968,396.94
106	171000	ESTIMATED REVENUES	.00	5,451,444.00
106	172000	REVENUE CONTROL	-609,995.41	-3,139,822.87
	<b>TOTAL ASSETS</b>		<b>-275,892.20</b>	<b>9,280,018.07</b>
<b>LIABILITIES</b>				
106	217400	RETAINAGE LIABILITY-YEAR END	.00	-11,755.32
	<b>TOTAL LIABILITIES</b>		<b>.00</b>	<b>-11,755.32</b>
<b>FUND BALANCE</b>				
106	241000	APPROPRIATIONS	.00	-6,414,181.00
106	242000	EXPENDITURE CONTROL	275,892.20	2,110,167.29
106	243000	ENCUMBRANCES	1,214,107.80	4,099,190.61
106	245000	FUND BALANCE-RESV FOR ENCUMB	-1,490,000.00	-174,819.00
106	245001	BUDGETARY FB-RESV FOR ENCUMB	-1,214,107.80	-4,099,190.61
106	271000	FUND BALANCE-UNRES/UNDES	1,490,000.00	-5,752,167.04
106	271001	BUDGETARY FUND BAL-UNRES	.00	962,737.00
	<b>TOTAL FUND BALANCE</b>		<b>275,892.20</b>	<b>-9,268,262.75</b>
	<b>TOTAL LIABILITIES + FUND BALANCE</b>		<b>275,892.20</b>	<b>-9,280,018.07</b>

CITT Funds

106

Revenues

YEAR-TO-DATE BUDGET REPORT

FOR 2024 09

ACCOUNTS FOR:	ORIGINAL ESTIM REV	ESTIM REV ADJSTMTS	REVISED EST REV	ACTUAL YTD REVENUE	REMAINING REVENUE	PCT COLL
---------------	--------------------	--------------------	-----------------	--------------------	-------------------	----------

1068000 PUBLIC WKS REVENUE

1068000 300100 DESIGNATED FUND	-444,180	0	-444,180	.00	-444,180.00	.0%
1068000 312600 MUNICIPAL SURTAX	-5,007,264	0	-5,007,264	-3,092,985.00	-1,914,279.00	61.8%
1068000 361100 INTEREST INCOME	0	0	0	-46,837.87	46,837.87	100.0%
TOTAL PUBLIC WKS REVENUE	-5,451,444	0	-5,451,444	-3,139,822.87	-2,311,621.13	57.6%
TOTAL CITT FUND	-5,451,444	0	-5,451,444	-3,139,822.87	-2,311,621.13	57.6%
TOTAL REVENUES	-5,451,444	0	-5,451,444	-3,139,822.87	-2,311,621.13	

CITT Funds

106

Expenditures

YEAR-TO-DATE BUDGET REPORT

FOR 2024 09

ACCOUNTS FOR: 106 CITT FUND	ORIGINAL APPROP	TRANFRS/ ADJSTMTS	REVISED BUDGET	YTD EXPENDED	ENCUMBRANCES	AVAILABLE BUDGET	PCT USED
--------------------------------	--------------------	----------------------	-------------------	--------------	--------------	---------------------	-------------

**10680005 PUBLIC WKS EXPENSES**

10680005 500341 CONTRACTUAL SER	3,480,000	0	3,480,000	1,911,300.33	1,383,699.67	185,000.00	94.7%
10680005 500633 IMPRV - STREET	220,000	79,000	299,000	198,866.96	80,309.94	19,823.10	93.4%
10680005 500641 CAPITAL OUTLAY	1,320,000	1,315,181	2,635,181	.00	2,635,181.00	.00	100.0%
TOTAL PUBLIC WKS EXPENSES	5,020,000	1,394,181	6,414,181	2,110,167.29	4,099,190.61	204,823.10	96.8%
TOTAL CITT FUND	5,020,000	1,394,181	6,414,181	2,110,167.29	4,099,190.61	204,823.10	96.8%
TOTAL EXPENSES	5,020,000	1,394,181	6,414,181	2,110,167.29	4,099,190.61	204,823.10	

Emergency Fund

107

Balance Sheet

BALANCE SHEET FOR 2024 9

FUND: 107 EMERGENCY FUND			NET CHANGE FOR PERIOD	ACCOUNT BALANCE
ASSETS				
107	104000	EQUITY IN POOLED CASH	.00	595,493.64
		TOTAL ASSETS	.00	595,493.64
LIABILITIES				
107	207001	DUE TO DUE GEN FUND	.00	-1,468,297.96
		TOTAL LIABILITIES	.00	-1,468,297.96
FUND BALANCE				
107	271000	FUND BALANCE-UNRES/UNDES	.00	872,804.32
		TOTAL FUND BALANCE	.00	872,804.32
		TOTAL LIABILITIES + FUND BALANCE	.00	-595,493.64

# Building Technology Fund

108

Balance Sheet

**BALANCE SHEET FOR 2024 9**

FUND: 108 DEV. SERV. TECH. FEE FUND			NET CHANGE FOR PERIOD	ACCOUNT BALANCE
<b>ASSETS</b>				
108	104000	EQUITY IN POOLED CASH	24,718.97	456,987.50
108	171000	ESTIMATED REVENUES	.00	313,989.00
108	172000	REVENUES	-32,056.97	-125,454.22
	<b>TOTAL ASSETS</b>		<b>-7,338.00</b>	<b>645,522.28</b>
<b>FUND BALANCE</b>				
108	241000	APPROPRIATIONS	.00	-447,714.50
108	242000	EXPENDITURE CONTROL	7,338.00	186,364.95
108	243000	ENCUMBRANCES	.00	70,725.50
108	245000	FUND BALANCE-RESV FOR ENCUMB	.00	.41
108	245001	BUDGETARY FB-RESV FOR ENCUMB	.00	-70,725.50
108	271000	FUND BALANCE-UNRES/UNDES	.00	-517,898.64
108	271001	BUDGETARY FUND BAL-UNRES	.00	133,725.50
	<b>TOTAL FUND BALANCE</b>		<b>7,338.00</b>	<b>-645,522.28</b>
<b>TOTAL LIABILITIES + FUND BALANCE</b>			<b>7,338.00</b>	<b>-645,522.28</b>

# Building Technology Fund

108

Revenues

YEAR-TO-DATE BUDGET REPORT

FOR 2024 09

ACCOUNTS FOR:	ORIGINAL	ESTIM REV	REVISED	ACTUAL YTD	REMAINING	PCT
108 DEV. SERV. TECH. FEE FUND	ESTIM REV	ADJSTMTS	EST REV	REVENUE	REVENUE	COLL

1087000 BUILDING REVENUE

1087000 300100 DESIGNATED FUND	-56,989	0	-56,989	.00	-56,989.00	.0%
1087000 341904 BLDG TECH ADMINI	-257,000	0	-257,000	-122,172.77	-134,827.23	47.5%
1087000 361100 INTEREST INCOME	0	0	0	-3,281.45	3,281.45	100.0%
TOTAL BUILDING REVENUE	-313,989	0	-313,989	-125,454.22	-188,534.78	40.0%
TOTAL DEV. SERV. TECH. FEE FUND	-313,989	0	-313,989	-125,454.22	-188,534.78	40.0%
TOTAL REVENUES	-313,989	0	-313,989	-125,454.22	-188,534.78	

# Building Technology Fund

108

Expenditures

YEAR-TO-DATE BUDGET REPORT

FOR 2024 09

ACCOUNTS FOR:	ORIGINAL APPROP	TRANFRS/ADJSTMTS	REVISED BUDGET	YTD EXPENDED	ENCUMBRANCES	AVAILABLE BUDGET	PCT USED
---------------	-----------------	------------------	----------------	--------------	--------------	------------------	----------

**10870005 BUILDING**

10870005 500464 REPAIR & MAINT-	336,989	10,268	347,257	186,364.95	10,267.50	150,624.05	56.6%
10870005 500540 DUES/SUBSCRIPTI	40,000	0	40,000	.00	.00	40,000.00	.0%
10870005 500652 CAPITAL OUTLAY-	0	60,458	60,458	.00	60,458.00	.00	100.0%
TOTAL BUILDING	376,989	70,726	447,715	186,364.95	70,725.50	190,624.05	57.4%
TOTAL DEV. SERV. TECH. FEE FUND	376,989	70,726	447,715	186,364.95	70,725.50	190,624.05	57.4%
TOTAL EXPENSES	376,989	70,726	447,715	186,364.95	70,725.50	190,624.05	

Building Fund

109

Balance Sheet

**BALANCE SHEET FOR 2024 9**

FUND: 109 BUILDING FUND			NET CHANGE FOR PERIOD	ACCOUNT BALANCE
<b>ASSETS</b>				
109	104000	EQUITY IN POOLED CASH	197,585.41	5,869,709.72
109	171000	ESTIMATED REVENUES	.00	7,242,980.00
109	172000	REVENUES	-587,678.63	-3,106,025.53
	<b>TOTAL ASSETS</b>		<b>-390,093.22</b>	<b>10,006,664.19</b>
<b>FUND BALANCE</b>				
109	241000	APPROPRIATIONS	.00	-7,877,526.42
109	242000	EXPENDITURE CONTROL	390,093.22	3,368,921.30
109	243000	ENCUMBRANCES	100,857.66	414,598.74
109	245000	FUND BALANCE-RESV FOR ENCUMB	15,000.00	40,500.00
109	245001	BUDGETARY FB-RESV FOR ENCUMB	-100,857.66	-414,598.74
109	271000	FUND BALANCE-UNRES/UNDES	-15,000.00	-6,173,105.49
109	271001	BUDGETARY FUND BAL-UNRES	.00	634,546.42
	<b>TOTAL FUND BALANCE</b>		<b>390,093.22</b>	<b>-10,006,664.19</b>
	<b>TOTAL LIABILITIES + FUND BALANCE</b>		<b>390,093.22</b>	<b>-10,006,664.19</b>

Building Fund

109

Revenues

YEAR-TO-DATE BUDGET REPORT

FOR 2024 09

ACCOUNTS FOR:	ORIGINAL ESTIM REV	ESTIM REV ADJSTMTS	REVISED EST REV	ACTUAL YTD REVENUE	REMAINING REVENUE	PCT COLL
---------------	--------------------	--------------------	-----------------	--------------------	-------------------	----------

1097000 BUILDING FUND REVENUE

1097000 300100 DESIGNATED FUND	-1,238,980	0	-1,238,980	.00	-1,238,980.00	.0%
1097000 322100 BUILDING PERMITS	-5,300,000	0	-5,300,000	-2,746,079.75	-2,553,920.25	51.8%
1097000 329101 OTHER FEES - BOI	-22,000	0	-22,000	-24,805.00	2,805.00	112.8%
1097000 329500 CERTIFICATES OF	-250,000	0	-250,000	-169,777.61	-80,222.39	67.9%
1097000 341303 BUILDING TRAININ	-20,000	0	-20,000	.00	-20,000.00	.0%
1097000 341902 BLDG ADMINISTRAT	-60,000	0	-60,000	-42,410.77	-17,589.23	70.7%
1097000 342901 BLDG RECERT FEES	-150,000	0	-150,000	-14,000.00	-136,000.00	9.3%
1097000 359101 FINES - PERMIT V	-40,000	0	-40,000	-25,920.90	-14,079.10	64.8%
1097000 361100 INTEREST INCOME	0	0	0	-44,659.15	44,659.15	100.0%
1097000 369101 BLDG MISC - OT R	-150,000	0	-150,000	-27,225.00	-122,775.00	18.2%
1097000 369102 BLDG MISC - COPY	-12,000	0	-12,000	-11,147.35	-852.65	92.9%
TOTAL BUILDING FUND REVENUE	-7,242,980	0	-7,242,980	-3,106,025.53	-4,136,954.47	42.9%
TOTAL BUILDING FUND	-7,242,980	0	-7,242,980	-3,106,025.53	-4,136,954.47	42.9%
TOTAL REVENUES	-7,242,980	0	-7,242,980	-3,106,025.53	-4,136,954.47	

Building Fund

109

Expenditures

YEAR-TO-DATE BUDGET REPORT

FOR 2024 09

ACCOUNTS FOR:	ORIGINAL APPROP	TRANFRS/ADJSTMTS	REVISED BUDGET	YTD EXPENDED	ENCUMBRANCES	AVAILABLE BUDGET	PCT USED
109 BUILDING FUND							
<b>10970005 BUILDING FUND EXPENSE</b>							
10970005 500111 ADMINISTRATIVE	174,358	0	174,358	122,987.10	.00	51,370.90	70.5%
10970005 500120 FULL TIME SALAR	3,231,970	0	3,231,970	2,077,111.64	.00	1,154,858.36	64.3%
10970005 500125 COMPENSATED ABS	125,232	0	125,232	3,190.96	.00	122,041.04	2.5%
10970005 500130 OTHER SALARIES	64,593	0	64,593	7,920.00	.00	56,673.00	12.3%
10970005 500140 OVERTIME	110,210	0	110,210	44,283.85	.00	65,926.15	40.2%
10970005 500210 FICA & MICA TAX	284,702	0	284,702	166,069.34	.00	118,632.66	58.3%
10970005 500220 RETIREMENT CONT	408,337	0	408,337	265,150.69	.00	143,186.31	64.9%
10970005 500230 LIFE & HEALTH I	658,540	0	658,540	388,822.10	.00	269,717.90	59.0%
10970005 500310 PROFESSIONAL SE	506,000	37,750	543,750	154,400.00	215,837.08	173,512.92	68.1%
10970005 500400 TRAVEL & PER DI	34,800	0	34,800	20,080.39	.00	14,719.61	57.7%
10970005 500410 COMMUNICATION &	4,900	0	4,900	2,995.63	.00	1,904.37	61.1%
10970005 500460 REPAIR & MAINT	645	0	645	.00	.00	645.00	.0%
10970005 500461 REPAIR & MAINT	200	0	200	.00	.00	200.00	.0%
10970005 500470 PRINTING & BIND	9,500	0	9,500	1,633.79	6,351.21	1,515.00	84.1%
10970005 500510 OFFICE SUPPLIES	7,000	0	7,000	1,127.04	372.96	5,500.00	21.4%
10970005 500520 OPERATING SUPPL	123,650	15,000	138,650	10,379.85	113,193.53	15,076.62	89.1%
10970005 500540 DUES/SUBSCRIPTI	25,000	0	25,000	9,918.65	1,593.54	13,487.81	46.0%
10970005 500541 DUES/SUBS./MEMB	48,000	0	48,000	15,228.27	.00	32,771.73	31.7%
10970005 500640 CAPITAL OUTLAY	0	77,250	77,250	.00	77,250.42	.00	100.0%
10970005 500641 CAPITAL OUTLAY	172,360	77,622	249,982	77,622.00	.00	172,360.00	31.1%
10970005 500811 INTERNAL SERVIC	1,679,907	0	1,679,907	.00	.00	1,679,907.00	.0%
TOTAL BUILDING FUND EXPENSE	7,669,904	207,622	7,877,526	3,368,921.30	414,598.74	4,094,006.38	48.0%
TOTAL BUILDING FUND	7,669,904	207,622	7,877,526	3,368,921.30	414,598.74	4,094,006.38	48.0%
TOTAL EXPENSES	7,669,904	207,622	7,877,526	3,368,921.30	414,598.74	4,094,006.38	

Public Art Fund

110

Balance Sheet

**BALANCE SHEET FOR 2024 9**

FUND: 110 PUBLIC ARTS PROGRAM FUND			NET CHANGE FOR PERIOD	ACCOUNT BALANCE
<b>ASSETS</b>				
110	104000	EQUITY IN POOLED CASH	93,650.05	2,397,553.40
110	171000	ESTIMATED REVENUES	.00	350,000.00
110	172000	REVENUES	-93,650.05	-206,452.71
	<b>TOTAL ASSETS</b>		<b>.00</b>	<b>2,541,100.69</b>
<b>FUND BALANCE</b>				
110	241000	APPROPRIATIONS	.00	-1,177,500.00
110	242000	EXPENDITURE CONTROL	.00	20,453.40
110	243000	ENCUMBRANCES	.00	71,000.00
110	245001	BUDGETARY FB-RESV FOR ENCUMB	.00	-71,000.00
110	271000	FUND BALANCE-UNRES/UNDES	.00	-2,211,554.09
110	271001	BUDGETARY FUND BAL-UNRES	.00	827,500.00
	<b>TOTAL FUND BALANCE</b>		<b>.00</b>	<b>-2,541,100.69</b>
	<b>TOTAL LIABILITIES + FUND BALANCE</b>		<b>.00</b>	<b>-2,541,100.69</b>

# Public Art Fund

110

Revenues

YEAR-TO-DATE BUDGET REPORT

FOR 2024 09

ACCOUNTS FOR:	ORIGINAL ESTIM REV	ESTIM REV ADJSTMTS	REVISED EST REV	ACTUAL YTD REVENUE	REMAINING REVENUE	PCT COLL
110 PUBLIC ARTS PROGRAM FUND						
<b>1104000 PUBLIC ART REVENUE</b>						
1104000 324720 IMPACT FEES-COMM	-350,000	0	-350,000	-189,522.46	-160,477.54	54.1%
1104000 361100 INTEREST INCOME	0	0	0	-16,930.25	16,930.25	100.0%
TOTAL PUBLIC ART REVENUE	-350,000	0	-350,000	-206,452.71	-143,547.29	59.0%
TOTAL PUBLIC ARTS PROGRAM FUND	-350,000	0	-350,000	-206,452.71	-143,547.29	59.0%
TOTAL REVENUES	-350,000	0	-350,000	-206,452.71	-143,547.29	

Public Art Fund

110

Expenditures

YEAR-TO-DATE BUDGET REPORT

FOR 2024 09

ACCOUNTS FOR:	ORIGINAL APPROP	TRANFRS/ADJSTMTS	REVISED BUDGET	YTD EXPENDED	ENCUMBRANCES	AVAILABLE BUDGET	PCT USED
---------------	-----------------	------------------	----------------	--------------	--------------	------------------	----------

11040005 PUBLIC ART EXPENSE

11040005 500652 CAPITAL OUTLAY-	0	137,500	137,500	.00	55,000.00	82,500.00	40.0%
TOTAL PUBLIC ART EXPENSE	0	137,500	137,500	.00	55,000.00	82,500.00	40.0%

YEAR-TO-DATE BUDGET REPORT

FOR 2024 09

ACCOUNTS FOR:		ORIGINAL	TRANFRS/	REVISED			AVAILABLE	PCT	
110	PUBLIC ARTS PROGRAM FUND	APPROP	ADJSTMTS	BUDGET	YTD EXPENDED	ENCUMBRANCES	BUDGET	USED	
<b>11090005 PUBLIC ART EXPENSE</b>									
11090005	500310	PROFESSIONAL SE	30,000	0	30,000	9,000.00	16,000.00	5,000.00	83.3%
11090005	500450	INSURANCE	40,000	0	40,000	11,453.40	.00	28,546.60	28.6%
11090005	500466	INSTALL & MAINT	120,000	0	120,000	.00	.00	120,000.00	.0%
11090005	500652	CAPITAL OUTLAY-	850,000	0	850,000	.00	.00	850,000.00	.0%
TOTAL PUBLIC ART EXPENSE		1,040,000	0	1,040,000	20,453.40	16,000.00	1,003,546.60	3.5%	
TOTAL PUBLIC ARTS PROGRAM FUND		1,040,000	137,500	1,177,500	20,453.40	71,000.00	1,086,046.60	7.8%	
TOTAL EXPENSES		1,040,000	137,500	1,177,500	20,453.40	71,000.00	1,086,046.60		

# American Rescue Plan Act

111

## Balance Sheet

**BALANCE SHEET FOR 2024 9**

FUND: 111 AMERICAN RESCUE PLAN ACT FUND			NET CHANGE FOR PERIOD	ACCOUNT BALANCE
ASSETS				
111	104000	EQUITY IN POOLED CASH	2,533.39	2,932,975.25
111	172000	REVENUES	-2,533.39	-10,088,431.19
	TOTAL ASSETS		.00	-7,155,455.94
LIABILITIES				
111	223001	UNEARNED REVENUE - GRANTS	.00	-2,734,730.00
	TOTAL LIABILITIES		.00	-2,734,730.00
FUND BALANCE				
111	241000	APPROPRIATIONS	.00	-10,000,000.00
111	242000	EXPENDITURE CONTROL	.00	10,000,000.00
111	271000	FUND BALANCE-UNRES/UNDES	.00	-109,814.06
111	271001	BUDGETARY FUND BAL-UNRES	.00	10,000,000.00
	TOTAL FUND BALANCE		.00	9,890,185.94
	TOTAL LIABILITIES + FUND BALANCE		.00	7,155,455.94

# American Rescue Plan Act

111

Revenues

YEAR-TO-DATE BUDGET REPORT

FOR 2024 09

ACCOUNTS FOR:	ORIGINAL ESTIM REV	ESTIM REV ADJSTMTS	REVISED EST REV	ACTUAL YTD REVENUE	REMAINING REVENUE	PCT COLL
---------------	--------------------	--------------------	-----------------	--------------------	-------------------	----------

1115000 AMERICAN RESCUE REVENUE

1115000 331102 FEDERAL REIMB-AM	0	0	0	-10,000,000.00	10,000,000.00	100.0%
1115000 361100 INTEREST INCOME	0	0	0	-88,431.19	88,431.19	100.0%
TOTAL AMERICAN RESCUE REVENUE	0	0	0	-10,088,431.19	10,088,431.19	100.0%
TOTAL AMERICAN RESCUE PLAN ACT FUND	0	0	0	-10,088,431.19	10,088,431.19	100.0%
TOTAL REVENUES	0	0	0	-10,088,431.19	10,088,431.19	

American Rescue Plan Act

Fund

111

Expenditures

YEAR-TO-DATE BUDGET REPORT

FOR 2024 09

ACCOUNTS FOR:	ORIGINAL	TRANFRS/	REVISED				AVAILABLE	PCT
111 AMERICAN RESCUE PLAN ACT FUND	APPROP	ADJSTMTS	BUDGET	YTD EXPENDED	ENCUMBRANCES	BUDGET	USED	
<b>11190005 AMERICAN RESCUE EXPENSE</b>								
11190005 500923 TRANSFER OUT-AR	0	10,000,000	10,000,000	10,000,000.00	.00	.00	100.0%	
TOTAL AMERICAN RESCUE EXPENSE	0	10,000,000	10,000,000	10,000,000.00	.00	.00	100.0%	
TOTAL AMERICAN RESCUE PLAN ACT FUND	0	10,000,000	10,000,000	10,000,000.00	.00	.00	100.0%	
TOTAL EXPENSES	0	10,000,000	10,000,000	10,000,000.00	.00	.00		

# Park Bond Debt Service

201

Balance Sheet

**BALANCE SHEET FOR 2024 9**

FUND: 201 PARK BOND REFER.DEBT SERVICE			NET CHANGE FOR PERIOD	ACCOUNT BALANCE
<b>ASSETS</b>				
201	101201	CASH-BOND DEBT	-4,841,610.72	716,341.47
201	104000	EQUITY IN POOLED CASH	-5,225,020.81	-4,394,711.29
201	171000	ESTIMATED REVENUES	.00	8,386,588.00
201	172000	REVENUES	-197,499.79	-8,431,733.13
TOTAL ASSETS			<b>-10,264,131.32</b>	<b>-3,723,514.95</b>
<b>LIABILITIES</b>				
201	202000	ACCOUNTS PAYABLE	5,132,065.66	5,132,065.66
201	207304	DUE TO/FROM GENERAL FUND	.00	-773,579.47
TOTAL LIABILITIES			<b>5,132,065.66</b>	<b>4,358,486.19</b>
<b>FUND BALANCE</b>				
201	241000	APPROPRIATIONS	.00	-7,574,131.00
201	242000	EXPENDITURE CONTROL	5,132,065.66	7,574,131.32
201	271000	FUND BALANCE-UNRES/UNDES	.00	177,485.44
201	271001	BUDGETARY FUND BAL-UNRES	.00	-812,457.00
TOTAL FUND BALANCE			<b>5,132,065.66</b>	<b>-634,971.24</b>
TOTAL LIABILITIES + FUND BALANCE			<b>10,264,131.32</b>	<b>3,723,514.95</b>

Park Bond Debt Service

201

Revenues

YEAR-TO-DATE BUDGET REPORT

FOR 2024 09

ACCOUNTS FOR:	ORIGINAL ESTIM REV	ESTIM REV ADJSTMTS	REVISED EST REV	ACTUAL YTD REVENUE	REMAINING REVENUE	PCT COLL
---------------	--------------------	--------------------	-----------------	--------------------	-------------------	----------

2015000 PARK BOND REFER.DEBT SERV.REV.

2015000 311200 AD VALOREM TAXES	0	0	0	217,480.56		
2015000 311300 SPECIAL AD VALOR	-8,386,588	0	-8,386,588	-8,638,689.28	-217,480.56	100.0%
2015000 361100 INTEREST INCOME	0	0	0	-10,524.41	252,101.28	103.0%
TOTAL PARK BOND REFER.DEBT SERV.REV.	-8,386,588	0	-8,386,588	-8,431,733.13	10,524.41	100.0%
TOTAL PARK BOND REFER.DEBT SERVICE	-8,386,588	0	-8,386,588	-8,431,733.13	45,145.13	100.5%
TOTAL REVENUES	-8,386,588	0	-8,386,588	-8,431,733.13	45,145.13	100.5%

# Park Bond Debt Service

201

Expenditures

YEAR-TO-DATE BUDGET REPORT

FOR 2024 09

ACCOUNTS FOR:	ORIGINAL	TRANFRS/	REVISED				AVAILABLE	PCT
201 PARK BOND REFER.DEBT SERVICE	APPROP	ADJSTMTS	BUDGET	YTD EXPENDED	ENCUMBRANCES	BUDGET	USED	

20150005 GENERAL GOVERNMENT

20150005 500713 DEBT SERVICE-PR	1,025,000	0	1,025,000	1,025,000.00	.00	.00	100.0%
20150005 500714 DEBT SERV-PRINC	1,665,000	0	1,665,000	1,665,000.00	.00	.00	100.0%
20150005 500721 DEBT SERVICE-IN	1,410,581	0	1,410,581	1,410,581.32	.00	-.32	100.0%
20150005 500722 DEBT SERV-INTER	3,473,550	0	3,473,550	3,473,550.00	.00	.00	100.0%
TOTAL GENERAL GOVERNMENT	7,574,131	0	7,574,131	7,574,131.32	.00	-.32	100.0%
TOTAL PARK BOND REFER.DEBT SERVICE	7,574,131	0	7,574,131	7,574,131.32	.00	-.32	100.0%
TOTAL EXPENSES	7,574,131	0	7,574,131	7,574,131.32	.00	-.32	

Capital  
Improvement Projects  
Fund 301  
Balance Sheet

**BALANCE SHEET FOR 2024 9**

FUND: 301 CAPITAL IMPROVEMENTS FUND			NET CHANGE FOR PERIOD	ACCOUNT BALANCE
<b>ASSETS</b>				
301	104000	EQUITY IN POOLED CASH	691.48	800,545.61
301	171000	ESTIMATED REVENUES	.00	53,000.00
301	172000	REVENUE CONTROL	-691.48	-6,561.76
	<b>TOTAL ASSETS</b>		<b>.00</b>	<b>846,983.85</b>
<b>FUND BALANCE</b>				
301	241000	APPROPRIATIONS	.00	-888,635.48
301	242000	EXPENDITURE CONTROL	.00	102,534.61
301	243000	ENCUMBRANCES	.00	782,526.57
301	245000	FUND BALANCE-RESV FOR ENCUMB	23,727.59	81,827.59
301	245001	BUDGETARY FB-RESV FOR ENCUMB	.00	-782,526.57
301	271000	FUND BALANCE-UNRES/UNDES	-23,727.59	-978,346.05
301	271001	BUDGETARY FUND BAL-UNRES	.00	835,635.48
	<b>TOTAL FUND BALANCE</b>		<b>.00</b>	<b>-846,983.85</b>
	<b>TOTAL LIABILITIES + FUND BALANCE</b>		<b>.00</b>	<b>-846,983.85</b>

Capital  
Improvement Projects  
Fund 301  
Revenues

YEAR-TO-DATE BUDGET REPORT

FOR 2024 09

ACCOUNTS FOR:			ORIGINAL	ESTIM REV	REVISED	ACTUAL YTD	REMAINING	PCT
301	CAPITAL IMPROVEMENTS FUND		ESTIM REV	ADJSTMTS	EST REV	REVENUE	REVENUE	COLL
<b>3015000 CAPITAL IMPROV FUND REVENUE</b>								
3015000	300100	DESIGNATED FUND	-53,000	0	-53,000	.00	-53,000.00	.0%
3015000	361100	INTEREST INCOME	0	0	0	-6,561.76	6,561.76	100.0%
	TOTAL CAPITAL IMPROV FUND REVENUE		-53,000	0	-53,000	-6,561.76	-46,438.24	12.4%
	TOTAL CAPITAL IMPROVEMENTS FUND		-53,000	0	-53,000	-6,561.76	-46,438.24	12.4%
	TOTAL REVENUES		-53,000	0	-53,000	-6,561.76	-46,438.24	

Capital  
Improvement Projects  
Fund 301  
Expenditures

YEAR-TO-DATE BUDGET REPORT

FOR 2024 09

ACCOUNTS FOR:	ORIGINAL APPROP	TRANFRS/ADJSTMTS	REVISED BUDGET	YTD EXPENDED	ENCUMBRANCES	AVAILABLE BUDGET	PCT USED
301 CAPITAL IMPROVEMENTS FUND							
<b>30180005 PUBLIC WORKS</b>							
30180005 500520 OPERATING SUPPL	0	40,000	40,000	36,864.13	.00	3,135.87	92.2%
30180005 500620 CAPITAL - BUILD	0	395,435	395,435	65,670.48	329,326.57	438.43	99.9%
30180005 500634 IMPROVEMENTS	0	453,200	453,200	.00	453,200.00	.00	100.0%
TOTAL PUBLIC WORKS	0	888,635	888,635	102,534.61	782,526.57	3,574.30	99.6%
TOTAL CAPITAL IMPROVEMENTS FUND	0	888,635	888,635	102,534.61	782,526.57	3,574.30	99.6%
TOTAL EXPENSES	0	888,635	888,635	102,534.61	782,526.57	3,574.30	

Infrastructure  
Replacement  
Fund 302  
Balance Sheet

**BALANCE SHEET FOR 2024 9**

FUND: 302 CAPITAL ASSET RESERVE FUND			NET CHANGE FOR PERIOD	ACCOUNT BALANCE
<b>ASSETS</b>				
302	104000	EQUITY IN POOLED CASH	.00	500,000.00
302	151006	INVESTMENT - FL.PALM	16,085.06	3,645,716.56
302	171000	ESTIMATED REVENUES	.00	500,000.00
302	172000	REVENUE CONTROL	-16,085.06	-646,213.23
	TOTAL ASSETS		<b>.00</b>	<b>3,999,503.33</b>
<b>LIABILITIES</b>				
302	207001	DUE TO DUE GEN FUND	.00	-15,130.74
	TOTAL LIABILITIES		<b>.00</b>	<b>-15,130.74</b>
<b>FUND BALANCE</b>				
302	271000	FUND BALANCE-UNRES/UNDES	.00	-3,484,372.59
302	271001	BUDGETARY FUND BAL-UNRES	.00	-500,000.00
	TOTAL FUND BALANCE		<b>.00</b>	<b>-3,984,372.59</b>
	TOTAL LIABILITIES + FUND BALANCE		<b>.00</b>	<b>-3,999,503.33</b>

Infrastructure  
Replacement  
Fund 302  
Revenues

YEAR-TO-DATE BUDGET REPORT

FOR 2024 09

ACCOUNTS FOR:	ORIGINAL ESTIM REV	ESTIM REV ADJSTMTS	REVISED EST REV	ACTUAL YTD REVENUE	REMAINING REVENUE	PCT COLL
---------------	--------------------	--------------------	-----------------	--------------------	-------------------	----------

3025000 CAPITAL ASSET RESERVE FUND

3025000 361100 INTEREST INCOME	0	0	0	-146,213.23	146,213.23	100.0%
3025000 381100 OPERATING TRANSF	-500,000	0	-500,000	-500,000.00	.00	100.0%
TOTAL CAPITAL ASSET RESERVE FUND	-500,000	0	-500,000	-646,213.23	146,213.23	129.2%
TOTAL CAPITAL ASSET RESERVE FUND	-500,000	0	-500,000	-646,213.23	146,213.23	129.2%
TOTAL REVENUES	-500,000	0	-500,000	-646,213.23	146,213.23	

Park Bond Capital Project

Fund 303

Balance Sheet

**BALANCE SHEET FOR 2024 9**

FUND: 303 PARK BOND CAPITAL PROJECT FUND			NET CHANGE FOR PERIOD	ACCOUNT BALANCE
<b>ASSETS</b>				
303	101303	CASH-CIP PARKS BOND	5,483.47	720,590.40
303	172000	REVENUES	-5,483.47	-38,349.61
	<b>TOTAL ASSETS</b>		<b>.00</b>	<b>682,240.79</b>
<b>LIABILITIES</b>				
303	207001	DUE TO DUE GEN FUND	.00	-160,808.00
303	217400	RETAINAGE LIABILITY-YEAR END	.00	-514,729.32
	<b>TOTAL LIABILITIES</b>		<b>.00</b>	<b>-675,537.32</b>
<b>FUND BALANCE</b>				
303	241000	APPROPRIATIONS	.00	-835,007.00
303	242000	EXPENDITURE CONTROL	.00	834,172.28
303	271000	FUND BALANCE-UNRES/UNDES	.00	-840,875.75
303	271001	BUDGETARY FUND BAL-UNRES	.00	835,007.00
	<b>TOTAL FUND BALANCE</b>		<b>.00</b>	<b>-6,703.47</b>
	<b>TOTAL LIABILITIES + FUND BALANCE</b>		<b>.00</b>	<b>-682,240.79</b>

Park Bond Capital Project

Fund 303

Revenues

YEAR-TO-DATE BUDGET REPORT

FOR 2024 09

ACCOUNTS FOR:	ORIGINAL ESTIM REV	ESTIM REV ADJSTMTS	REVISED EST REV	ACTUAL YTD REVENUE	REMAINING REVENUE	PCT COLL
303 PARK BOND CAPITAL PROJECT FUND						
<b>3035000 PARK BOND CAPITAL PROJECT FUND</b>						
3035000 361100 INTEREST INCOME	0	0	0	-38,349.61	38,349.61	100.0%
TOTAL PARK BOND CAPITAL PROJECT FUND	0	0	0	-38,349.61	38,349.61	100.0%
TOTAL PARK BOND CAPITAL PROJECT FUND	0	0	0	-38,349.61	38,349.61	100.0%
TOTAL REVENUES	0	0	0	-38,349.61	38,349.61	

Park Bond Capital Project

Fund 303

Expenditures

YEAR-TO-DATE BUDGET REPORT

FOR 2024 09

ACCOUNTS FOR:	ORIGINAL APPROP	TRANFRS/ ADJSTMTS	REVISED BUDGET	YTD EXPENDED	ENCUMBRANCES	AVAILABLE BUDGET	PCT USED
303 PARK BOND CAPITAL PROJECT FUND							
<b>30390005 PARKS &amp; RECREATION</b>							
30390005 500310 PROFESSIONAL SE	100	0	100	.00	.00	100.00	.0%
30390005 500650 CONTRUCTION IN	834,907	0	834,907	834,172.28	.00	734.72	99.9%
TOTAL PARKS & RECREATION	835,007	0	835,007	834,172.28	.00	834.72	99.9%
TOTAL PARK BOND CAPITAL PROJECT FUND	835,007	0	835,007	834,172.28	.00	834.72	99.9%
TOTAL EXPENSES	835,007	0	835,007	834,172.28	.00	834.72	

Vehicle Replacement  
Fund 304  
Balance Sheet

**BALANCE SHEET FOR 2024 9**

FUND: 304 VEHICLE REPLACEMENT FUND			NET CHANGE FOR PERIOD	ACCOUNT BALANCE
<b>ASSETS</b>				
304	104000	EQUITY IN POOLED CASH	196.16	227,099.47
304	171000	ESTIMATED REVENUES	.00	150,000.00
304	172000	REVENUES CONTROL	-196.16	-151,522.39
	<b>TOTAL ASSETS</b>		<b>.00</b>	<b>225,577.08</b>
<b>FUND BALANCE</b>				
304	241000	APPROPRIATIONS	.00	-192,743.15
304	242000	EXPENDITURE CONTROL	.00	16,122.31
304	243000	ENCUMBRANCES	30,152.10	30,152.10
304	245000	FUND BALANCE-RESV FOR ENCUMB	.00	26,620.84
304	245001	BUDGETARY FB-RESV FOR ENCUMB	-30,152.10	-30,152.10
304	271000	FUND BALANCE-UNRES/UNDES	.00	-118,320.23
304	271001	BUDGETARY FUND BAL-UNRES	.00	42,743.15
	<b>TOTAL FUND BALANCE</b>		<b>.00</b>	<b>-225,577.08</b>
	<b>TOTAL LIABILITIES + FUND BALANCE</b>		<b>.00</b>	<b>-225,577.08</b>

Vehicle Replacement

Fund 304

Revenues

YEAR-TO-DATE BUDGET REPORT

FOR 2024 09

ACCOUNTS FOR:	ORIGINAL ESTIM REV	ESTIM REV ADJSTMTS	REVISED EST REV	ACTUAL YTD REVENUE	REMAINING REVENUE	PCT COLL
---------------	--------------------	--------------------	-----------------	--------------------	-------------------	----------

3045000 GENERAL GOVERNMENT REVENUE

3045000 361100 INTEREST INCOME	0	0	0	-1,522.39	1,522.39	100.0%
3045000 381100 OPERATING TRANSF	-150,000	0	-150,000	-150,000.00	.00	100.0%
TOTAL GENERAL GOVERNMENT REVENUE	-150,000	0	-150,000	-151,522.39	1,522.39	101.0%
TOTAL VEHICLE REPLACEMENT FUND	-150,000	0	-150,000	-151,522.39	1,522.39	101.0%
TOTAL REVENUES	-150,000	0	-150,000	-151,522.39	1,522.39	

# Vehicle Replacement Fund 304 Expenditures

YEAR-TO-DATE BUDGET REPORT

FOR 2024 09								
ACCOUNTS FOR:	ORIGINAL	TRANFRS/	REVISED				AVAILABLE	PCT
304 VEHICLE REPLACEMENT FUND	APPROP	ADJSTMTS	BUDGET	YTD EXPENDED	ENCUMBRANCES		BUDGET	USED
<b>30450005 GENERAL GOVERNMENT EXPENSE</b>								
30450005 500641 CAPITAL OUTLAY	150,000	42,743	192,743	16,122.31	30,152.10		146,468.74	24.0%
TOTAL GENERAL GOVERNMENT EXPENSE	150,000	42,743	192,743	16,122.31	30,152.10		146,468.74	24.0%
TOTAL VEHICLE REPLACEMENT FUND	150,000	42,743	192,743	16,122.31	30,152.10		146,468.74	24.0%
TOTAL EXPENSES	150,000	42,743	192,743	16,122.31	30,152.10		146,468.74	

Park Bond Capital Project

Fund 305

Balance Sheet

**BALANCE SHEET FOR 2024 9**

FUND: 305 PARK BOND SERIES 2021 FUND			NET CHANGE FOR PERIOD	ACCOUNT BALANCE
<b>ASSETS</b>				
305	101305	CASH-CIP PARKS BOND 2021	-1,874,787.92	18,863,243.66
305	104000	EQUITY IN POOLED CASH	-28,458.08	-192,920.26
305	151002	INVESTMENT - WELLS - REG. CUS	-50.49	1,806.45
305	151006	INVESTMENT - FL.PALM	60,298.16	13,666,722.88
305	151008	INVESTMENT - CASH EQUIVALENT	1,856.94	422,873.78
305	171000	ESTIMATED REVENUES	.00	100,000.00
305	172000	REVENUES	-80,333.81	-1,473,582.94
TOTAL ASSETS			<b>-1,921,475.20</b>	<b>31,388,143.57</b>
<b>LIABILITIES</b>				
305	207001	DUE TO DUE GEN FUND	.00	-69,935.14
305	217400	RETAINAGE LIABILITY-YEAR END	.00	-2,271,147.23
TOTAL LIABILITIES			<b>.00</b>	<b>-2,341,082.37</b>
<b>FUND BALANCE</b>				
305	241000	APPROPRIATIONS	.00	-56,211,928.86
305	242000	EXPENDITURE CONTROL	1,921,475.20	30,176,641.83
305	243000	ENCUMBRANCES	-1,138,936.58	10,999,831.14
305	245000	FUND BALANCE-RESV FOR ENCUMB	279,324.82	18,096,489.28
305	245001	BUDGETARY FB-RESV FOR ENCUMB	1,138,936.58	-10,999,831.14
305	271000	FUND BALANCE-UNRES/UNDES	-279,324.82	-77,220,192.31
305	271001	BUDGETARY FUND BAL-UNRES	.00	56,111,928.86
TOTAL FUND BALANCE			<b>1,921,475.20</b>	<b>-29,047,061.20</b>
TOTAL LIABILITIES + FUND BALANCE			<b>1,921,475.20</b>	<b>-31,388,143.57</b>

Park Bond Capital Project

Fund 305

Revenues

YEAR-TO-DATE BUDGET REPORT

FOR 2024 09

ACCOUNTS FOR: 305	PARK BOND SERIES 2021 FUND	ORIGINAL ESTIM REV	ESTIM REV ADJSTMTS	REVISED EST REV	ACTUAL YTD REVENUE	REMAINING REVENUE	PCT COLL
----------------------	----------------------------	-----------------------	-----------------------	--------------------	-----------------------	----------------------	-------------

3055000 GENERAL GOVERNMENT REVENUE

3055000 361110	PARKS BOND INTER	-100,000	0	-100,000	-1,473,579.82	1,373,579.82	1473.6%
3055000 367100	CHANGE IN INVEST	0	0	0	-3.12	3.12	100.0%
	TOTAL GENERAL GOVERNMENT REVENUE	-100,000	0	-100,000	-1,473,582.94	1,373,582.94	1473.6%
	TOTAL PARK BOND SERIES 2021 FUND	-100,000	0	-100,000	-1,473,582.94	1,373,582.94	1473.6%
	TOTAL REVENUES	-100,000	0	-100,000	-1,473,582.94	1,373,582.94	

Park Bond Capital Project

Fund 305

Expenditures

YEAR-TO-DATE BUDGET REPORT

FOR 2024 09

ACCOUNTS FOR:	ORIGINAL	TRNFRS/	REVISED				AVAILABLE	PCT
305 PARK BOND SERIES 2021 FUND	APPROP	ADJSTMTS	BUDGET	YTD EXPENDED	ENCUMBRANCES	BUDGET	USED	
<b>30590005 PARKS AND REC EXPENSE</b>								
30590005 500120 FULL TIME SALAR	247,666	0	247,666	132,608.85	.00	115,057.15	53.5%	
30590005 500125 COMPENSATED ABS	8,930	0	8,930	.00	.00	8,930.00	.0%	
30590005 500210 FICA & MICA TAX	20,121	0	20,121	10,049.40	.00	10,071.60	49.9%	
30590005 500220 RETIREMENT CONT	29,720	0	29,720	6,473.36	.00	23,246.64	21.8%	
30590005 500230 LIFE & HEALTH I	50,889	0	50,889	30,024.06	.00	20,864.94	59.0%	
30590005 500310 PROFESSIONAL SE	50,000	0	50,000	10,045.80	16,903.79	23,050.41	53.9%	
30590005 500400 TRAVEL & PER DI	5,220	0	5,220	3,915.00	.00	1,305.00	75.0%	
30590005 500410 COMMUNICATION &	1,200	0	1,200	900.00	.00	300.00	75.0%	
30590005 500650 CONSTRUCTION IN	0	55,798,183	55,798,183	29,982,625.36	10,982,927.35	14,832,630.15	73.4%	
TOTAL PARKS AND REC EXPENSE	413,746	55,798,183	56,211,929	30,176,641.83	10,999,831.14	15,035,455.89	73.3%	
TOTAL PARK BOND SERIES 2021 FUND	413,746	55,798,183	56,211,929	30,176,641.83	10,999,831.14	15,035,455.89	73.3%	
TOTAL EXPENSES	413,746	55,798,183	56,211,929	30,176,641.83	10,999,831.14	15,035,455.89		

Stormwater Enterprise

Fund

401

Balance Sheet

BALANCE SHEET FOR 2024 9

FUND: 401 STORMWATER ENTERPRISE FUND			NET CHANGE FOR PERIOD	ACCOUNT BALANCE
<b>ASSETS</b>				
401	104000	EQUITY IN POOLED CASH	612,814.60	5,000,641.75
401	115100	ACCOUNTS RECEIVABLE	.00	948,039.81
401	151002	INVESTMENT - WELLS -REG. CUS	99,727.29	9,402,167.30
401	151006	INVESTMENT - FL.PALM	632.00	143,243.95
401	151008	INVESTMENT - CASH EQUIVALENT	-46,252.64	32,835.16
401	154000	DEF. OUTFLOW-REFUNDING LOSS	.00	576,212.59
401	154100	ACCUMULATED AMORTIZATION	.00	-523,829.88
401	155000	PREPAID EXPENSES	-6,338.72	350,919.28
401	164900	IMPROVEMENTS OTHER THAN BUILDI	.00	45,670,467.78
401	165900	ACCUMULATED DEPR- IMPROVEMENTS	.00	-9,751,662.07
401	166900	EQUIPMENT & FURNITURE	.00	182,268.90
401	166950	VEHICLES	.00	69,681.00
401	167900	ACCUMULATED DEPR- EQUIP & FURN	.00	-101,200.92
401	167950	ACCUMULATED DEPRECIATION VEH	.00	-69,681.13
401	169900	CONSTRUCTION IN PROGRESS	.00	147,736.95
401	171000	ESTIMATED REVENUES	.00	4,890,000.00
401	172000	REVENUE CONTROL	-759,416.15	-3,217,892.19
	<b>TOTAL ASSETS</b>		<b>-98,833.62</b>	<b>53,749,948.28</b>
<b>LIABILITIES</b>				
401	217400	RETAINAGE LIABILITY-YEAR END	.00	-8,939.05
401	232900	LONG TERM REVENUE BONDS	.00	-2,919,663.02
	<b>TOTAL LIABILITIES</b>		<b>.00</b>	<b>-2,928,602.07</b>
<b>FUND BALANCE</b>				
401	241000	APPROPRIATIONS	.00	-7,198,221.75
401	242000	EXPENDITURE CONTROL	98,833.62	1,480,210.12
401	243000	ENCUMBRANCES	-21,181.84	3,795,161.75
401	245000	FUND BALANCE-RESV FOR ENCUMB	.00	196,465.30
401	245001	BUDGETARY FB-RESV FOR ENCUMB	21,181.84	-3,795,161.75
401	271000	FUND BALANCE-UNRES/UNDES	.00	-13,456,011.63
401	271001	BUDGETARY FUND BAL-UNRES	.00	2,308,221.75
401	280000	INVESTMENTS - GEN FIXED ASSETS	.00	-34,152,010.00
	<b>TOTAL FUND BALANCE</b>		<b>98,833.62</b>	<b>-50,821,346.21</b>
	<b>TOTAL LIABILITIES + FUND BALANCE</b>		<b>98,833.62</b>	<b>-53,749,948.28</b>

Stormwater Enterprise

Fund

401

Revenues

YEAR-TO-DATE BUDGET REPORT

FOR 2024 09

ACCOUNTS FOR:	ORIGINAL ESTIM REV	ESTIM REV ADJUSTMNTS	REVISED EST REV	ACTUAL YTD REVENUE	REMAINING REVENUE	PCT COLL
401 STORMWATER ENTERPRISE FUND						
<b>4018000 STORMWATER FUND REVENUE</b>						
4018000 314300 UTILITY TAXES -	-3,800,000	0	-3,800,000	-2,748,528.06	-1,051,471.94	72.3%
4018000 334100 STATE REIMBURSME	-950,000	0	-950,000	-67,063.65	-882,936.35	7.1%
4018000 361100 INTEREST INCOME	-140,000	0	-140,000	-292,792.19	152,792.19	209.1%
4018000 367100 CHANGE IN INVEST	0	0	0	-109,508.29	109,508.29	100.0%
TOTAL STORMWATER FUND REVENUE	-4,890,000	0	-4,890,000	-3,217,892.19	-1,672,107.81	65.8%
TOTAL STORMWATER ENTERPRISE FUND	-4,890,000	0	-4,890,000	-3,217,892.19	-1,672,107.81	65.8%
TOTAL REVENUES	-4,890,000	0	-4,890,000	-3,217,892.19	-1,672,107.81	

Stormwater Enterprise

Fund

401

Expenditures

YEAR-TO-DATE BUDGET REPORT

FOR 2024 09

ACCOUNTS FOR:	ORIGINAL APPROP	TRANFRS/ADJSTMTS	REVISED BUDGET	YTD EXPENDED	ENCUMBRANCES	AVAILABLE BUDGET	PCT USED
401 STORMWATER ENTERPRISE FUND							
<b>40180005 STORMWATER FUND EXPENSE</b>							
40180005 500120 FULL TIME SALAR	258,128	0	258,128	135,618.80	.00	122,509.20	52.5%
40180005 500125 COMPENSATED ABS	9,307	0	9,307	1,012.09	.00	8,294.91	10.9%
40180005 500140 OVERTIME	0	0	0	1,156.55	.00	-1,156.55	100.0%
40180005 500210 FICA & MICA TAX	20,458	0	20,458	10,196.19	.00	10,261.81	49.8%
40180005 500220 RETIREMENT CONT	30,976	0	30,976	16,639.35	.00	14,336.65	53.7%
40180005 500230 LIFE & HEALTH I	50,135	0	50,135	23,366.70	.00	26,768.30	46.6%
40180005 500310 PROFESSIONAL SE	6,300	0	6,300	3,700.67	2,599.33	.00	100.0%
40180005 500314 PROFESSIONAL SE	9,500	18,277	27,777	15,473.10	2,803.40	9,500.00	65.8%
40180005 500340 CONTRACTUAL SER	1,023,876	54,000	1,077,876	590,427.04	299,297.79	188,151.17	82.5%
40180005 500400 TRAVEL & PER DI	4,541	0	4,541	150.00	.00	4,391.00	3.3%
40180005 500440 RENTALS & LEASE	105,753	0	105,753	104,802.92	.00	950.08	99.1%
40180005 500470 PRINTING & BIND	500	0	500	399.00	1.00	100.00	80.0%
40180005 500490 OTHER CURRENT C	60,000	0	60,000	15,922.41	.00	44,077.59	26.5%
40180005 500520 OPERATING SUPPL	30,300	0	30,300	11,787.85	17,054.59	1,457.56	95.2%
40180005 500522 OPERATING SUPPL	61,600	0	61,600	400.45	599.55	60,600.00	1.6%
40180005 500540 DUES/SUBSCRIPTI	5,100	0	5,100	3,470.00	.00	1,630.00	68.0%
40180005 500633 IMPRV - STREET	0	554,000	554,000	.00	554,000.00	.00	100.0%
40180005 500650 CONTRUCTION IN	1,600,000	2,720,315	4,320,315	210,179.31	2,918,806.09	1,191,329.85	72.4%
40180005 500710 DEBT SERVICE -	429,173	0	429,173	250,350.94	.00	178,822.06	58.3%
40180005 500720 DEBT SERVICE -	145,983	0	145,983	85,156.75	.00	60,826.25	58.3%
TOTAL STORMWATER FUND EXPENSE	3,851,630	3,346,592	7,198,222	1,480,210.12	3,795,161.75	1,922,849.88	73.3%
TOTAL STORMWATER ENTERPRISE FUND	3,851,630	3,346,592	7,198,222	1,480,210.12	3,795,161.75	1,922,849.88	73.3%
TOTAL EXPENSES	3,851,630	3,346,592	7,198,222	1,480,210.12	3,795,161.75	1,922,849.88	

Parking Fund

402

Balance Sheet

**BALANCE SHEET FOR 2024 9**

FUND: 402 PARKING FUND			NET CHANGE FOR PERIOD	ACCOUNT BALANCE
ASSETS				
402	104000	EQUITY IN POOLED CASH	.00	41,663.65
	TOTAL ASSETS		<b>.00</b>	<b>41,663.65</b>
FUND BALANCE				
402	241000	APPROPRIATIONS	.00	-7,000.00
402	242000	EXPENDITURE CONTROL	.00	6,970.45
402	243000	ENCUMBRANCES	.00	29.55
402	245001	BUDGETARY FB-RESV FOR ENCUMB	.00	-29.55
402	271000	FUND BALANCE-UNRES/UNDES	.00	-48,634.10
402	271001	BUDGETARY FUND BAL-UNRES	.00	7,000.00
	TOTAL FUND BALANCE		<b>.00</b>	<b>-41,663.65</b>
	TOTAL LIABILITIES + FUND BALANCE		<b>.00</b>	<b>-41,663.65</b>

Parking Fund

Fund

402

Expenditures

YEAR-TO-DATE BUDGET REPORT

FOR 2024 09

ACCOUNTS FOR:	ORIGINAL	TRANFRS/	REVISED	YTD EXPENDED	ENCUMBRANCES	AVAILABLE	PCT
402 PARKING FUND	APPROP	ADJSTMTS	BUDGET			BUDGET	USED
<b>40280005 PARKING FUND EXPENSE</b>							
40280005 500520 OPERATING SUPPL	0	7,000	7,000	6,970.45	29.55	.00	100.0%
TOTAL PARKING FUND EXPENSE	0	7,000	7,000	6,970.45	29.55	.00	100.0%
TOTAL PARKING FUND	0	7,000	7,000	6,970.45	29.55	.00	100.0%
TOTAL EXPENSES	0	7,000	7,000	6,970.45	29.55	.00	

OPEB Trust Fund

651

Balance Sheet

**BALANCE SHEET FOR 2024 9**

FUND: 651 OPEB TRUST FUND			NET CHANGE FOR PERIOD	ACCOUNT BALANCE
ASSETS				
651	104000	EQUITY IN POOLED CASH	.00	800,035.08
651	151006	INVESTMENT - FL.PALM	9,379.51	2,125,889.01
651	171000	ESTIMATED REVENUES	.00	400,000.00
651	172000	REVENUES	-9,379.51	-485,259.80
TOTAL ASSETS			.00	2,840,664.29
FUND BALANCE				
651	241000	APPROPRIATIONS	.00	-10,000.00
651	271000	FUND BALANCE-UNRES/UNDES	.00	-2,440,664.29
651	271001	BUDGETARY FUND BAL-UNRES	.00	-390,000.00
TOTAL FUND BALANCE			.00	-2,840,664.29
TOTAL LIABILITIES + FUND BALANCE			.00	-2,840,664.29

OPEB Trust Fund

651

Revenues

YEAR-TO-DATE BUDGET REPORT

FOR 2024 09

ACCOUNTS FOR:	ORIGINAL	ESTIM REV	REVISED	ACTUAL YTD	REMAINING	PCT
651 OPEB TRUST FUND	ESTIM REV	ADJSTMTS	EST REV	REVENUE	REVENUE	COLL

6515000 OPEB-GENERAL GOV REVENUE

6515000 361100 INTEREST INCOME	0	0	0	-85,259.80	85,259.80	100.0%
6515000 381100 OPERATING TRANSF	-400,000	0	-400,000	-400,000.00	.00	100.0%
TOTAL OPEB-GENERAL GOV REVENUE	-400,000	0	-400,000	-485,259.80	85,259.80	121.3%
TOTAL OPEB TRUST FUND	-400,000	0	-400,000	-485,259.80	85,259.80	121.3%
TOTAL REVENUES	-400,000	0	-400,000	-485,259.80	85,259.80	

OPEB Trust Fund

651

Expenditures

YEAR-TO-DATE BUDGET REPORT

FOR 2024 09

ACCOUNTS FOR: 651 OPEB TRUST FUND	ORIGINAL APPROP	TRANFRS/ ADJSTMTS	REVISED BUDGET	YTD EXPENDED	ENCUMBRANCES	AVAILABLE BUDGET	PCT USED
<b>65150005 OPEB GENERAL GOV EXPENSES</b>							
65150005 500310 PROFESSIONAL SE	10,000	0	10,000	.00	.00	10,000.00	.0%
TOTAL OPEB GENERAL GOV EXPENSES	10,000	0	10,000	.00	.00	10,000.00	.0%
TOTAL OPEB TRUST FUND	10,000	0	10,000	.00	.00	10,000.00	.0%
TOTAL EXPENSES	10,000	0	10,000	.00	.00	10,000.00	

Pension Fund

652

Balance Sheet

**BALANCE SHEET FOR 2024 9**

FUND: 652 PENSION FUND			NET CHANGE FOR PERIOD	ACCOUNT BALANCE
<b>ASSETS</b>				
652	104000	EQUITY IN POOLED CASH	.00	-4,271.32
652	151007	INVESTMENT-PENSION	8,613.89	643,446.25
652	151008	INVESTMENT - CASH EQUIVALENT	-215.84	46,307.51
652	172000	REVENUES	-8,398.05	-80,635.91
TOTAL ASSETS			<b>.00</b>	<b>604,846.53</b>
<b>LIABILITIES</b>				
652	207001	DUE TO DUE GEN FUND	.00	-66,805.97
TOTAL LIABILITIES			<b>.00</b>	<b>-66,805.97</b>
<b>FUND BALANCE</b>				
652	241000	APPROPRIATIONS	.00	-7,111.81
652	242000	EXPENDITURE CONTROL	.00	2,870.32
652	243000	ENCUMBRANCES	.00	4,277.74
652	245001	BUDGETARY FB-RESV FOR ENCUMB	.00	-4,277.74
652	271000	FUND BALANCE-UNRES/UNDES	.00	-540,910.88
652	271001	BUDGETARY FUND BAL-UNRES	.00	7,111.81
TOTAL FUND BALANCE			<b>.00</b>	<b>-538,040.56</b>
TOTAL LIABILITIES + FUND BALANCE			<b>.00</b>	<b>-604,846.53</b>

Pension Fund

652

Revenues

YEAR-TO-DATE BUDGET REPORT

FOR 2024 09

ACCOUNTS FOR:	ORIGINAL ESTIM REV	ESTIM REV ADJSTMTS	REVISED EST REV	ACTUAL YTD REVENUE	REMAINING REVENUE	PCT COLL
652 PENSION FUND						
<b>6525000 PENSION FUND-GEN GOV REVENUE</b>						
6525000 361100 INTEREST INCOME	0	0	0	-7,008.17	7,008.17	100.0%
6525000 367100 CHANGE IN INVEST	0	0	0	-73,627.74	73,627.74	100.0%
TOTAL PENSION FUND-GEN GOV REVENUE	0	0	0	-80,635.91	80,635.91	100.0%
TOTAL PENSION FUND	0	0	0	-80,635.91	80,635.91	100.0%
TOTAL REVENUES	0	0	0	-80,635.91	80,635.91	

Pension Fund

652

Expenditures

YEAR-TO-DATE BUDGET REPORT

FOR 2024 09

ACCOUNTS FOR:	ORIGINAL	TRANFRS/	REVISED	YTD EXPENDED	ENCUMBRANCES	AVAILABLE	PCT
652 PENSION FUND	APPROP	ADJSTMTS	BUDGET			BUDGET	USED
<b>65210005 PENSION FUND EXPENSE</b>							
65210005 500340 CONTRACTUAL SER	0	7,112	7,112	2,834.07	4,277.74	.00	100.0%
65210005 500360 PENSION BENEFIT	0	0	0	36.25	.00	-36.25	100.0%
TOTAL PENSION FUND EXPENSE	0	7,112	7,112	2,870.32	4,277.74	-36.25	100.5%
TOTAL PENSION FUND	0	7,112	7,112	2,870.32	4,277.74	-36.25	100.5%
TOTAL EXPENSES	0	7,112	7,112	2,870.32	4,277.74	-36.25	

# General Fixed Assets Fund

900

Balance Sheet

BALANCE SHEET FOR 2024 9

FUND: 900 GENERAL FIXED ASSETS			NET CHANGE FOR PERIOD	ACCOUNT BALANCE
ASSETS				
900	161900	LAND	.00	79,970,763.80
900	162900	BUILDINGS	.00	83,173,306.18
900	163900	ACCUMULATED DEPRE - BLDGS	.00	-12,473,881.66
900	164900	INFRASTRUCTURE - ROADS	.00	143,475,117.91
900	164950	PUBLIC DOMAIN & SYSTEM IFRAS.	.00	7,193,940.00
900	165900	ACCUMULATED DEP- ROADS	.00	-92,819,798.59
900	165950	ACCUM DEPR PUB DOM & SYS INFRA	.00	-5,333,489.03
900	166900	EQUIPMENT & FURNITURE	.00	23,536,090.93
900	166950	VEHICLES	.00	14,182,501.26
900	167900	ACCUMULATED DEP- EQUIP & FURN	.00	-20,991,382.33
900	167950	ACCUMULATED DEPRECIATION VEH	.00	-11,127,017.44
900	169900	CONSTRUCTION IN PROGRESS	.00	7,996,766.76
900	169901	CONST. IN PROGRESS-BOND	.00	93,687,494.40
900	170901	RIGHT TO USE SOFTWARE AGREEMTS	.00	1,850,706.57
900	170951	ACCUM.DEP-RIGHT TO USE SFTWARE	.00	-342,877.54
	TOTAL ASSETS		.00	311,978,241.22
FUND BALANCE				
900	271000	FUND BALANCE-UNRES/UNDES	.00	16,616,950.82
900	280000	INVESTMENTS - GEN FIXED ASSETS	.00	-328,595,192.04
	TOTAL FUND BALANCE		.00	-311,978,241.22
	TOTAL LIABILITIES + FUND BALANCE		.00	-311,978,241.22

General Fixed Assets

Long-Term Fund

950

Balance Sheet

BALANCE SHEET FOR 2024 9

FUND: 950 LONG-TERM DEBT			NET CHANGE FOR PERIOD	ACCOUNT BALANCE
<b>ASSETS</b>				
950	154001	DEF.OUTFLOW-REFUNDING GAIN	.00	43,801.66
950	180000	AMT AVAIL IN DBT SVC FUNDS	.00	196,610,789.34
	<b>TOTAL ASSETS</b>		<b>.00</b>	<b>196,654,591.00</b>
<b>LIABILITIES</b>				
950	203800	LOAN PAYABLE-AXON PD TASERS	.00	-208,811.75
950	203900	LOAN PAYABLE LT - 2006A	.00	-2,567,321.52
950	203901	LOAN PAYABLE LT - 2007A	.00	-2,572,494.41
950	203902	LOAN PAYABLE - 2007B	.00	-356,749.51
950	203903	LOAN PAYABLE - QNIP	.00	-640,010.00
950	210900	COMPSEN ABSENSES - LT	.00	-4,173,300.70
950	210950	EMPLOYEE COMP LT - OPEB	.00	-1,354,838.00
950	225000	SBITA LIABILITY-ST	.00	-338,169.00
950	225900	CAPITAL LEASES	.00	-1,095,700.00
950	230900	G.O. BOND 2019 - LT	.00	-43,305,382.75
950	230902	G.O. BOND 2021 - LT	.00	-101,301,229.70
950	239900	OTHER LONG-TERM LIAB.PENSION	.00	-29,311,463.00
950	239901	L/T LIAB.ELEC.OFF.PENSION	.00	-3,278,642.00
950	239950	OTH.LONG-TERM LIAB.PENSION HIS	.00	-6,106,677.00
	<b>TOTAL LIABILITIES</b>		<b>.00</b>	<b>-196,610,789.34</b>
<b>FUND BALANCE</b>				
950	271000	FUND BALANCE-UNRES/UNDES	.00	-43,801.66
	<b>TOTAL FUND BALANCE</b>		<b>.00</b>	<b>-43,801.66</b>
	<b>TOTAL LIABILITIES + FUND BALANCE</b>		<b>.00</b>	<b>-196,654,591.00</b>

\*\* END OF REPORT - Generated by Alfred Pereira \*\*

# Accounts Payable Check Register

# Wells Fargo Bank Statement

# Regions Custodial Reconciliation

# Account Statement

June 1, 2024 - June 30, 2024

## CITY OF DORAL PENSION CUSTODIAL ACCOUNT



IT IS HEREBY CERTIFIED THAT THE INFORMATION CONTAINED HEREIN IS ACCURATE AND COMPLETE TO THE BEST OF OUR KNOWLEDGE AND ABILITY.

A handwritten signature in black ink, appearing to read "John Ferrell".

Authorized Signer

### Your Relationship Team

Relationship Consultant: MARY MULLINS 407 246 8942 mary.mullins@regions.com

### Accounts Included In This Statement

██████████ CITY OF DORAL PENSION CUSTODIAL ACCOUNT

**MICHELLE C. GUILLEN**  
CITY OF DORAL  
8401 NW 53RD TERRACE  
DORAL, FL 33166  
United States

This page intentionally left blank.

## Table of Contents

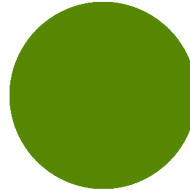
<b>Schedules</b>	<b>Page</b>
Portfolio Analysis.....	5
Balance Sheet.....	7
Overview of Your Account.....	8
Purchases.....	9
Realized Gains and Losses.....	11
Portfolio Holdings.....	13
Contributions and Receipts.....	15
Distributions and Disbursements.....	16
Fees and Expenses.....	17
Income Received.....	18
Other Income and Capital Gain Distributions.....	20
Security Transactions.....	21
Income Accrual.....	22
Information.....	24

This page intentionally left blank.

**Portfolio Analysis - [REDACTED] CITY OF DORAL PENSION CUSTODIAL ACCOUNT**
**Equity Industry Analysis**


	Market Value (\$)	Percent
■ Index/Other Funds	339,114.90	100%
<b>Total of Your Portfolio</b>	<b>\$339,114.90</b>	<b>100%</b>

*Displays FTSE ICB industry classification of equity assets. ETF's and mutual funds have been reclassified as Index/Other Funds. Source: ICE and Extel*


**Geographic Concentration**

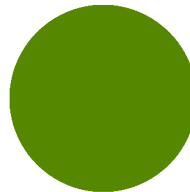
	Market Value (\$)	Percent
■ US	689,753.76	100%
<b>Total of Your Portfolio</b>	<b>\$689,753.76</b>	<b>100%</b>

*The data in the quadrant above represents the concentration of assets in your portfolio by geographic region. Source: Bloomberg, Extel, ICE*


**Bond Maturity**


	Market Value (\$)	Percent
■ All Others	303,541.66	100%
<b>Total of Your Portfolio</b>	<b>\$303,541.66</b>	<b>100%</b>

*The data in the quadrant above represents the concentration of bonds in your portfolio by maturity date. Source: Bloomberg, Extel, ICE*


**Bond Quality Ratings**

	Market Value (\$)	Percent
■ All Others	303,541.66	100%
<b>Total of Your Portfolio</b>	<b>\$303,541.66</b>	<b>100%</b>

*The data in the quadrant above represents the concentration of bonds in your portfolio by S&P credit rating. Source: ICE*

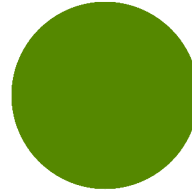


## Portfolio Analysis - [REDACTED] CITY OF DORAL PENSION CUSTODIAL ACCOUNT (continued)

**Fixed Income Sector Analysis**

	<b>Market Value (\$)</b>	<b>Percent</b>
■ Taxable Domestic FI (Funds)	303,541.66	100%
<b>Total of Your Portfolio</b>	<b>\$303,541.66</b>	<b>100%</b>






The data in the quadrant above represents the concentration of bonds in your portfolio by fixed income sector. Source: RIM Fixed Income Investment

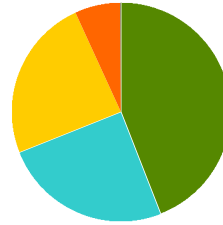


## Balance Sheet on June 30, 2024

	As of May 31, 2024		As of June 30, 2024		% of Account
	Market Value	Cost Basis	Market Value	Cost Basis	
<b>CITY OF DORAL PENSION CUSTODIAL ACCOUNT</b>					
<i>Cash Equivalents</i>					
Cash Equivalents	46,523.35	46,523.35	46,307.51	46,307.51	6.72%
<b>Total Cash Equivalents</b>	<b>\$46,523.35</b>	<b>\$46,523.35</b>	<b>\$46,307.51</b>	<b>\$46,307.51</b>	<b>6.72%</b>
<i>Accrued Income</i>					
Accrued Income	786.18	786.18	789.69	789.69	0.11%
<b>Total Accrued Income</b>	<b>\$786.18</b>	<b>\$786.18</b>	<b>\$789.69</b>	<b>\$789.69</b>	<b>0.11%</b>
<i>Domestic Large Cap</i>					
Core	193,096.58	143,991.36	171,957.73	121,446.86	24.93%
<b>Total Domestic Large Cap</b>	<b>\$193,096.58</b>	<b>\$143,991.36</b>	<b>\$171,957.73</b>	<b>\$121,446.86</b>	<b>24.93%</b>
<i>International Equity</i>					
International Developed	168,167.52	132,520.13	167,157.17	132,520.13	24.23%
<b>Total International Equity</b>	<b>\$168,167.52</b>	<b>\$132,520.13</b>	<b>\$167,157.17</b>	<b>\$132,520.13</b>	<b>24.23%</b>
<i>Taxable Domestic FI (Funds)</i>					
Core - Investment-Grade Bond (Funds)	272,783.71	274,957.46	303,541.66	303,743.64	44.01%
<b>Total Taxable Domestic FI (Funds)</b>	<b>\$272,783.71</b>	<b>\$274,957.46</b>	<b>\$303,541.66</b>	<b>\$303,743.64</b>	<b>44.01%</b>
<b>Total For CITY OF DORAL PENSION CUSTODIAL ACCOUNT</b>	<b>\$681,357.34</b>	<b>\$598,778.48</b>	<b>\$689,753.76</b>	<b>\$604,807.83</b>	<b>100.00%</b>
	<b>\$681,357.34</b>	<b>\$598,778.48</b>	<b>\$689,753.76</b>	<b>\$604,807.83</b>	<b>100.00%</b>

**Overview of Your Account - [REDACTED] CITY OF DORAL PENSION CUSTODIAL ACCOUNT**
**Investment Objective Custody No Investment Authority**
**Asset allocation on June 30, 2024**

	Market value (\$)	Percent
 Taxable Domestic FI (Funds)	303,541.66	44%
 Domestic Large Cap	171,957.73	25%
 International Equity	167,157.17	24%
 Cash Equivalents	46,307.51	7%
 Accrued Income	789.69	0%
<b>Total of your account</b>	<b>\$689,753.76</b>	<b>100%</b>



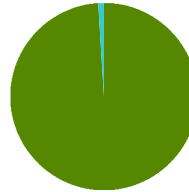
Only the top 8 holding sectors are represented.

**Activity Summary**

	This Period	Year to Date
Beginning Market Value	681,357.34	657,237.83
Contributions/Receipts	0.00	0.00
Distributions/Disbursements	0.00	0.00
Fees/Expenses	-416.67	-2,500.02
Dividends	985.34	6,191.58
Interest	0.00	0.00
Other Income/Capital Gain Distributions	1.67	10.31
Security Transactions	0.00	0.00
Realized Gain/Loss	5,455.50	5,455.50
Net Interest Bought & Sold	0.00	0.00
Change in Accrual	3.51	173.03
Cost Adjustments	0.00	0.00
Net Change in Unrealized Gain/Loss	2,367.07	23,185.53
<b>Market Value on Jun 30, 2024</b>	<b>\$689,753.76</b>	<b>\$689,753.76</b>

**Purchases**
**Summary**

	Cost	Percent
■ Taxable Domestic FI (Funds)	28,786.18	99%
■ Cash Equivalents	200.83	1%
<b>Total of your portfolio</b>	<b>\$28,987.01</b>	<b>100%</b>


**Details**

Trade date	Settlement date	Transaction description	Principal amount	Income amount	Cost	Accrued income
		<b>CITY OF DORAL PENSION CUSTODIAL ACCOUNT</b>				
		<b>Purchases</b>				
		<i>Cash and Equivalents</i>				
		<i>Cash Equivalents</i>				
		<i>Cash Equivalents</i>				
June 28, 2024	June 28, 2024	Daily Rate Income on Fidelity Government Portfolio For Period of 06/01/24 to 06/30/24 Due on 06/28/24 Reinvested \$199.16 at \$1.00 For 199.16 Units, CUSIP 31607A703	-199.16		199.16	
<b>Total Cash Equivalents</b>			<b>-\$199.16</b>	<b>\$0.00</b>	<b>\$199.16</b>	<b>\$0.00</b>
<b>Total Cash Equivalents</b>			<b>-\$199.16</b>	<b>\$0.00</b>	<b>\$199.16</b>	<b>\$0.00</b>
<b>Total Cash and Equivalents</b>			<b>-\$199.16</b>	<b>\$0.00</b>	<b>\$199.16</b>	<b>\$0.00</b>
		<i>Fixed Income</i>				
		<i>Taxable Domestic FI (Funds)</i>				
		<i>Core - Investment-Grade Bond (Funds)</i>				
May 31, 2024	May 31, 2024	Daily Rate Income on Fidelity US Bond Index For Period of 05/01/24 to 05/31/24 Due on 05/31/24	-786.18		786.18	

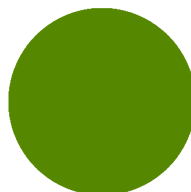
## Purchases (continued)

Trade date Settlement date	Transaction description	Principal amount	Income amount	Cost	Accrued income
<i>Core - Investment-Grade Bond (Funds) (continued)</i>					
	Reinvested \$786.18 at \$10.12 For 77.686 Units, CUSIP 316146356				
June 24, 2024	Purchase 2,726.388 Units of Fidelity US Bond	-28,000.00		28,000.00	
June 25, 2024	Index @ \$10.27, CUSIP 316146356				
<b>Total Core - Investment-Grade Bond (Funds)</b>		<b>-\$28,786.18</b>	<b>\$0.00</b>	<b>\$28,786.18</b>	<b>\$0.00</b>
<b>Total Taxable Domestic FI (Funds)</b>		<b>-\$28,786.18</b>	<b>\$0.00</b>	<b>\$28,786.18</b>	<b>\$0.00</b>
<b>Total Fixed Income</b>		<b>-\$28,786.18</b>	<b>\$0.00</b>	<b>\$28,786.18</b>	<b>\$0.00</b>
<b>Total Purchases</b>		<b>-\$28,985.34</b>	<b>\$0.00</b>	<b>\$28,985.34</b>	<b>\$0.00</b>
<b>Cash Sweep Activity</b>					
<i>Cash and Equivalents</i>					
<i>Cash Equivalents</i>					
<i>Cash Equivalents</i>					
June 30, 2024	Sweep purchases totaling 1.67 units of Fidelity	-1.67		1.67	
June 30, 2024	Government Portfolio for CITY OF DORAL PENSION CUSTODIAL ACCOUNT - Capital (1 Transactions), CUSIP 31607A703				
<b>Total Cash Equivalents</b>		<b>-\$1.67</b>	<b>\$0.00</b>	<b>\$1.67</b>	<b>\$0.00</b>
<b>Total Cash Equivalents</b>		<b>-\$1.67</b>	<b>\$0.00</b>	<b>\$1.67</b>	<b>\$0.00</b>
<b>Total Cash and Equivalents</b>		<b>-\$1.67</b>	<b>\$0.00</b>	<b>\$1.67</b>	<b>\$0.00</b>
<b>Total Cash Sweep Activity</b>		<b>-\$1.67</b>	<b>\$0.00</b>	<b>\$1.67</b>	<b>\$0.00</b>
<b>Total</b>	<b>CITY OF DORAL PENSION CUSTODIAL ACCOUNT</b>	<b>-\$28,987.01</b>	<b>\$0.00</b>	<b>\$28,987.01</b>	<b>\$0.00</b>

## Realized Gains and Losses

### Summary

	Realized G/L	Percent
■ Domestic Large Cap	5,455.50	100%
■ Cash Equivalents	0.00	0.00
<b>Total of your portfolio</b>	<b>\$5,455.50</b>	<b>100%</b>



### Details

Trade date	Transaction description	Principal amount	Income amount	Cost	Accrued income	Realized G/L
Settlement date						
	<b>CITY OF DORAL PENSION CUSTODIAL ACCOUNT</b>					
<b>Sales</b>						
<i>Equity</i>						
<i>Domestic Large Cap</i>						
<i>Core</i>						
June 24, 2024	Sale 147.578 Units of Fidelity	28,000.00		-22,544.50		5,455.50
June 25, 2024	500 Index Fund @ \$189.73, CUSIP 315911750					
<b>Total Core</b>		<b>\$28,000.00</b>	<b>\$0.00</b>	<b>-\$22,544.50</b>	<b>\$0.00</b>	<b>\$5,455.50</b>
<b>Total Domestic Large Cap</b>		<b>\$28,000.00</b>	<b>\$0.00</b>	<b>-\$22,544.50</b>	<b>\$0.00</b>	<b>\$5,455.50</b>
<b>Total Equity</b>		<b>\$28,000.00</b>	<b>\$0.00</b>	<b>-\$22,544.50</b>	<b>\$0.00</b>	<b>\$5,455.50</b>
<b>Total Sales</b>		<b>\$28,000.00</b>	<b>\$0.00</b>	<b>-\$22,544.50</b>	<b>\$0.00</b>	<b>\$5,455.50</b>

## Realized Gains and Losses (continued)

Trade date Settlement date	Transaction description	Principal amount	Income amount	Cost	Accrued income	Realized G/L
<b>Cash Sweep Activity</b>						
<i>Cash and Equivalents</i>						
<i>Cash Equivalents</i>						
<i>Cash Equivalents</i>						
June 30, 2024	Sweep sales totaling -416.67	416.67		-416.67		0.00
June 30, 2024	units of Fidelity Government Portfolio for CITY OF DORAL PENSION CUSTODIAL ACCOUNT - Capital (1 Transactions), CUSIP 31607A703					
<b>Total Cash Equivalents</b>		<b>\$416.67</b>	<b>\$0.00</b>	<b>-\$416.67</b>	<b>\$0.00</b>	<b>\$0.00</b>
<b>Total Cash Equivalents</b>		<b>\$416.67</b>	<b>\$0.00</b>	<b>-\$416.67</b>	<b>\$0.00</b>	<b>\$0.00</b>
<b>Total Cash and Equivalents</b>		<b>\$416.67</b>	<b>\$0.00</b>	<b>-\$416.67</b>	<b>\$0.00</b>	<b>\$0.00</b>
<b>Total Cash Sweep Activity</b>		<b>\$416.67</b>	<b>\$0.00</b>	<b>-\$416.67</b>	<b>\$0.00</b>	<b>\$0.00</b>
<b>Total</b>	<b>CITY OF DORAL PENSION CUSTODIAL ACCOUNT</b>	<b>\$28,416.67</b>	<b>\$0.00</b>	<b>-\$22,961.17</b>	<b>\$0.00</b>	<b>\$5,455.50</b>

**Portfolio Holdings on June 30, 2024**

	Number of Shares Share Price	S&P Ratings Moody's Ratings	Market Value	Accrued Inc.	Cost Basis / Unrealized G/L	Est. Ann. Inc. /Yield at Market	% of Account
<b>CITY OF DORAL PENSION CUSTODIAL ACCOUNT</b>							
<i>Cash Equivalents</i>							
<i>Cash Equivalents</i>							
Fidelity Government Portfolio (CUSIP:31607A703)	46,307.51 1.00		46,307.51	0.00	46,307.51 0.00	2,469.58 5.33%	6.72%
<b>Total Cash Equivalents</b>			<b>\$46,307.51</b>	<b>\$0.00</b>	<b>\$46,307.51</b> <b>\$0.00</b>	<b>\$2,469.58</b> <b>5.33%</b>	<b>6.72%</b>
<b>Total Cash Equivalents</b>			<b>\$46,307.51</b>	<b>\$0.00</b>	<b>\$46,307.51</b> <b>\$0.00</b>	<b>\$2,469.58</b> <b>5.33%</b>	<b>6.72%</b>
<i>Accrued Income</i>							
<i>Accrued Income</i>							
Ending Accrual (Firm Defined Security ID:TOTALACCR)	0.00 1.00		789.69	0.00	789.69 0.00	0.00	0.11%
<b>Total Accrued Income</b>			<b>\$789.69</b>	<b>\$0.00</b>	<b>\$789.69</b> <b>\$0.00</b>	<b>\$0.00</b>	<b>0.11%</b>
<b>Total Accrued Income</b>			<b>\$789.69</b>	<b>\$0.00</b>	<b>\$789.69</b> <b>\$0.00</b>	<b>\$0.00</b>	<b>0.11%</b>
<i>Domestic Large Cap</i>							
<i>Core</i>							
Fidelity 500 Index Fund (CUSIP:315911750)	904.089 190.20		171,957.73	0.00	121,446.86 50,510.87	2,184.28 1.27%	24.93%
<b>Total Core</b>			<b>\$171,957.73</b>	<b>\$0.00</b>	<b>\$121,446.86</b> <b>\$50,510.87</b>	<b>\$2,184.28</b> <b>1.27%</b>	<b>24.93%</b>
<b>Total Domestic Large Cap</b>			<b>\$171,957.73</b>	<b>\$0.00</b>	<b>\$121,446.86</b> <b>\$50,510.87</b>	<b>\$2,184.28</b> <b>1.27%</b>	<b>24.93%</b>

## Portfolio Holdings on June 30, 2024 (continued)

	Number of Shares	S&P Ratings Moody's Ratings	Market Value	Accrued Inc.	Cost Basis / Unrealized G/L	Est. Ann. Inc. /Yield at Market	% of Account
<b>CITY OF DORAL PENSION CUSTODIAL ACCOUNT (continued)</b>							
<i>International Equity</i>							
<i>International Developed</i>							
Fidelity Global ex US Index Fund (CUSIP:316146315)	11,226.136 14.89		167,157.17	0.00	132,520.13 34,637.04	4,670.07 2.79%	24.23%
<b>Total International Developed</b>			<b>\$167,157.17</b>	<b>\$0.00</b>	<b>\$132,520.13</b> <b>\$34,637.04</b>	<b>\$4,670.07</b> <b>2.79%</b>	<b>24.23%</b>
<b>Total International Equity</b>			<b>\$167,157.17</b>	<b>\$0.00</b>	<b>\$132,520.13</b> <b>\$34,637.04</b>	<b>\$4,670.07</b> <b>2.79%</b>	<b>24.23%</b>
<i>Taxable Domestic FI (Funds)</i>							
<i>Core - Investment-Grade Bond (Funds)</i>							
Fidelity US Bond Index (CUSIP:316146356)	29,758.986 10.20		303,541.66	789.69	303,743.64 -201.98	9,641.91 3.18%	44.01%
<b>Total Core - Investment-Grade Bond (Funds)</b>			<b>\$303,541.66</b>	<b>\$789.69</b>	<b>\$303,743.64</b> <b>-\$201.98</b>	<b>\$9,641.91</b> <b>3.18%</b>	<b>44.01%</b>
<b>Total Taxable Domestic FI (Funds)</b>			<b>\$303,541.66</b>	<b>\$789.69</b>	<b>\$303,743.64</b> <b>-\$201.98</b>	<b>\$9,641.91</b> <b>3.18%</b>	<b>44.01%</b>
<b>Total For</b> [REDACTED] <b>CITY OF DORAL PENSION CUSTODIAL ACCOUNT</b>			<b>\$689,753.76</b>	<b>\$789.69</b>	<b>\$604,807.83</b> <b>\$84,945.93</b>	<b>\$18,965.84</b> <b>2.75%</b>	<b>100.00%</b>

Contributions and Receipts

No transactions this period.

Distributions and Disbursements

No transactions this period.

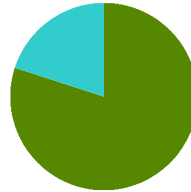
**Fees and Expenses**

Trade Date	Transaction Description	Principal amount	Income amount
Settlement Date			
<b>CITY OF DORAL PENSION CUSTODIAL ACCOUNT</b>			
<b>Fees/Expenses</b>			
<i>Trustee/Custody Fees</i>			
June 12, 2024	Flat Fee, Computed for [REDACTED] Spot Currency USD	-416.67	
June 12, 2024			
<b>Total Trustee/Custody Fees</b>		<b>-\$416.67</b>	<b>\$0.00</b>
<b>Total Fees/Expenses</b>		<b>-\$416.67</b>	<b>\$0.00</b>
<b>Total</b>	<b>CITY OF DORAL PENSION CUSTODIAL ACCOUNT</b>	<b>-\$416.67</b>	<b>\$0.00</b>

## Income Received

### Summary

	Amount	Percent
■ Taxable Domestic FI (Funds)	786.18	80%
■ Cash Equivalents	199.16	20%
<b>Total of your portfolio</b>	<b>\$985.34</b>	<b>100%</b>



### Details

#### Trade Date

Settlement Date	Transaction Description	Principal amount	Income amount
-----------------	-------------------------	------------------	---------------

██████████ CITY OF DORAL PENSION CUSTODIAL ACCOUNT

#### Dividends

#### Cash and Equivalents

#### Cash Equivalents

#### Cash Equivalents

June 28, 2024	Daily Rate Income on Fidelity Government Portfolio For Period of 06/01/24 to 06/30/24 Due on	199.16	
June 28, 2024	06/28/24, CUSIP 31607A703		
<b>Total Cash Equivalents</b>		<b>\$199.16</b>	<b>\$0.00</b>
<b>Total Cash Equivalents</b>		<b>\$199.16</b>	<b>\$0.00</b>
<b>Total Cash and Equivalents</b>		<b>\$199.16</b>	<b>\$0.00</b>


## Income Received (continued)

Trade Date	Settlement Date	Transaction Description	Principal amount	Income amount
<i>Fixed Income</i>				
<i>Taxable Domestic FI (Funds)</i>				
<i>Core - Investment-Grade Bond (Funds)</i>				
May 31, 2024		Daily Rate Income on Fidelity US Bond Index For Period of 05/01/24 to 05/31/24 Due on 05/31/24,	786.18	
May 31, 2024		CUSIP 316146356		
<b>Total Core - Investment-Grade Bond (Funds)</b>			<b>\$786.18</b>	<b>\$0.00</b>
<b>Total Taxable Domestic FI (Funds)</b>			<b>\$786.18</b>	<b>\$0.00</b>
<b>Total Fixed Income</b>			<b>\$786.18</b>	<b>\$0.00</b>
<b>Total Dividends</b>			<b>\$985.34</b>	<b>\$0.00</b>
<b>Total</b>		<b>CITY OF DORAL PENSION CUSTODIAL ACCOUNT</b>	<b>\$985.34</b>	<b>\$0.00</b>

## Other Income and Capital Gain Distributions

### Summary

	Amount	Percent
Cash	1.67	100%
<b>Total of your portfolio</b>	<b>\$1.67</b>	<b>100%</b>



### Details

Trade Date	Settlement Date	Transaction Description	Principal amount	Income amount
		<b>CITY OF DORAL PENSION CUSTODIAL ACCOUNT</b>		
		<i>Shareholder/12b-1</i>		
		<i>Cash and Equivalents</i>		
		<i>Cash</i>		
		<i>Cash</i>		
June 27, 2024		Cash Receipt - 12b-1 Fee via MEMO, Payment for the month ending 31 May 2024 FIDELITY INV	1.67	
June 27, 2024		MMKT GOVT-INST 31607A703		
<b>Total Cash</b>			<b>\$1.67</b>	<b>\$0.00</b>
<b>Total Cash</b>			<b>\$1.67</b>	<b>\$0.00</b>
<b>Total Cash and Equivalents</b>			<b>\$1.67</b>	<b>\$0.00</b>
<b>Total Shareholder/12b-1</b>			<b>\$1.67</b>	<b>\$0.00</b>
<b>Total</b>		<b>CITY OF DORAL PENSION CUSTODIAL ACCOUNT</b>	<b>\$1.67</b>	<b>\$0.00</b>

Security Transactions

No transactions this period.

**Income Accrual on June 30, 2024**

	Number of shares	Ex date Pay date	Annual rate	Beginning Accrual	Income Earned	Income Received	Ending Accrual
<b>CITY OF DORAL PENSION CUSTODIAL ACCOUNT</b>							
<i>Cash</i>							
<i>Cash</i>							
US Dollar (Spot Currency:USD)	0.00			0.00	1.67	1.67	0.00
<b>Total Cash</b>				<b>\$0.00</b>	<b>\$1.67</b>	<b>\$1.67</b>	<b>\$0.00</b>
<b>Total Cash</b>				<b>\$0.00</b>	<b>\$1.67</b>	<b>\$1.67</b>	<b>\$0.00</b>
<i>Cash Equivalents</i>							
<i>Cash Equivalents</i>							
Fidelity Government Portfolio (CUSIP:31607A703)	46,307.51		5.33%	0.00	199.16	199.16	0.00
<b>Total Cash Equivalents</b>				<b>\$0.00</b>	<b>\$199.16</b>	<b>\$199.16</b>	<b>\$0.00</b>
<b>Total Cash Equivalents</b>				<b>\$0.00</b>	<b>\$199.16</b>	<b>\$199.16</b>	<b>\$0.00</b>
<i>Accrued Income</i>							
<i>Accrued Income</i>							
Ending Accrual (Firm Defined Security ID:TOTALACCR)	0.00			0.00	0.00	0.00	0.00
<b>Total Accrued Income</b>				<b>\$0.00</b>	<b>\$0.00</b>	<b>\$0.00</b>	<b>\$0.00</b>
<b>Total Accrued Income</b>				<b>\$0.00</b>	<b>\$0.00</b>	<b>\$0.00</b>	<b>\$0.00</b>
<i>Domestic Large Cap</i>							
<i>Core</i>							
Fidelity 500 Index Fund (CUSIP:315911750)	904.089		1.27%	0.00	0.00	0.00	0.00
<b>Total Core</b>				<b>\$0.00</b>	<b>\$0.00</b>	<b>\$0.00</b>	<b>\$0.00</b>
<b>Total Domestic Large Cap</b>				<b>\$0.00</b>	<b>\$0.00</b>	<b>\$0.00</b>	<b>\$0.00</b>
<i>International Equity</i>							
<i>International Developed</i>							
Fidelity Global ex US Index Fund (CUSIP:316146315)	11,226.136		2.79%	0.00	0.00	0.00	0.00
<b>Total International Developed</b>				<b>\$0.00</b>	<b>\$0.00</b>	<b>\$0.00</b>	<b>\$0.00</b>
<b>Total International Equity</b>				<b>\$0.00</b>	<b>\$0.00</b>	<b>\$0.00</b>	<b>\$0.00</b>

## Income Accrual on June 30, 2024 (continued)

	Number of shares	Ex date Pay date	Annual rate	Beginning Accrual	Income Earned	Income Received	Ending Accrual
<i>Taxable Domestic FI (Funds)</i>							
<i>Core - Investment-Grade Bond (Funds)</i>							
Fidelity US Bond Index (CUSIP:316146356)	29,758.986		3.18%	786.18	789.69	786.18	789.69
<b>Total Core - Investment-Grade Bond (Funds)</b>				<b>\$786.18</b>	<b>\$789.69</b>	<b>\$786.18</b>	<b>\$789.69</b>
<b>Total Taxable Domestic FI (Funds)</b>				<b>\$786.18</b>	<b>\$789.69</b>	<b>\$786.18</b>	<b>\$789.69</b>
<b>Total For [REDACTED] CITY OF DORAL PENSION CUSTODIAL ACCOUNT</b>				<b>\$786.18</b>	<b>\$990.52</b>	<b>\$987.01</b>	<b>\$789.69</b>
<b>Total Accrual</b>				<b>\$786.18</b>	<b>\$990.52</b>	<b>\$987.01</b>	<b>\$789.69</b>

## Information

**IMPORTANT INFORMATION FOR ALL REGIONS BANK CUSTOMERS:**

WE ENCOURAGE YOU TO CONTACT YOUR TRUST ADVISOR OR RELATIONSHIP MANAGER IF YOUR FINANCIAL OBJECTIVES CHANGE OR IF YOU WANT TO DISCUSS THE INVESTMENT OBJECTIVES OF YOUR ACCOUNT. TRUST SERVICES ARE PROVIDED THROUGH REGIONS PRIVATE WEALTH MANAGEMENT OR INSTITUTIONAL SERVICES, A BUSINESS UNIT WITHIN REGIONS BANK. INVESTMENTS IN SECURITIES, INSURANCE AND ANNUITY PRODUCTS: ARE NOT FDIC INSURED, ARE NOT A DEPOSIT, ARE NOT BANK GUARANTEED, ARE NOT INSURED BY ANY FEDERAL GOVERNMENT AGENCY, MAY GO DOWN IN VALUE, AND ARE NOT A CONDITION OF ANY BANKING ACTIVITY.

**INVESTMENT PRODUCTS AND FEES/REVENUE-SHARING DISCLOSURES**

REGIONS PRIVATE WEALTH MANAGEMENT OR INSTITUTIONAL SERVICES MAY INVEST IN INVESTMENT PRODUCTS NOT AFFILIATED WITH REGIONS BANK OR ITS AFFILIATES. REGIONS BANK MAY RECEIVE 12B-1 FEES AND/OR ANNUAL REVENUE SHARING FEES FROM THE USE OF THESE INVESTMENT PRODUCTS IN ITS CUSTOMERS' ACCOUNTS. THE 12B-1 FEES RECEIVED BY REGIONS BANK VARY BY INVESTMENT PRODUCT AND IN NO CIRCUMSTANCES EXCEED .75% OF THE AVERAGE DAILY NET ASSETS INVESTED IN ANY PRODUCT; IN MOST CIRCUMSTANCES THE FEE IS .25% OR LESS. ANNUAL REVENUE SHARING FEES OF UP TO .15% OF THE MARKET VALUE OF THE ASSETS INVESTED IN CERTAIN MONEY MARKET MUTUAL FUNDS ARE PAID DIRECTLY TO REGIONS BANK FROM THE INVESTMENT PROVIDER. IN THE EVENT AN ACCOUNT HAS BEEN TERMINATED AND FORMALLY CLOSED, AN ADMINISTRATIVE FEE OF UP TO \$50 FOR PROCESSING EACH CLASS ACTION SETTLEMENT PAYMENT OR ANY OTHER CASH RECEIPT WILL BE CHARGED.

**MARKET VALUES AND ESTIMATED INCOME FIGURES ARE NOT GUARANTEED BUT DO COME FROM RELIABLE SOURCES.**

FOR SECURITIES TRADED ON A MAJOR EXCHANGE, MARKET VALUES ARE PRICED AS OF THE STATEMENT DATE AS PROVIDED BY VARIOUS PRICING SERVICES. THE METHOD AND FREQUENCY OF PRICING ASSETS NOT TRADED ON MAJOR EXCHANGES VARIES DEPENDING ON THE TYPE OF ASSETS; THEREFORE, THE PRICE SHOWN ON YOUR STATEMENT MAY NOT BE A CURRENT VALUE AS OF THE STATEMENT DATE. WE CANNOT GUARANTEE THEIR ACCURACY OR THAT THE ASSETS CAN BE BOUGHT OR SOLD FOR THESE PRICES. FOR MORE DETAILED INFORMATION REGARDING FEES, PLEASE CONSULT THE FUND PROSPECTUS OR CONTACT YOUR TRUST ADVISOR OR RELATIONSHIP MANAGER.

**IMPORTANT INFORMATION FOR RETIREMENT SERVICES ACCOUNTS:**

REGIONS MAY RECEIVE 12B-1, SHAREHOLDER SERVICE FEES AND/OR SUB-TRANSFER AGENT FEES FROM THE FUNDS OF UP TO .75% OF THE MARKET VALUE OF PLAN ASSETS INVESTED IN THE FUND PAYING SUCH FEES. REGIONS MAY RECEIVE A FINDER'S FEE IN AN AMOUNT UP TO 1.00% OF THE VALUE OF NEW PURCHASES IN A FUND WHERE THE PLAN'S INVESTMENT IN THE FUND EXCEEDS A SPECIFIC DOLLAR AMOUNT DETERMINED BY THE FUND FAMILY. REGIONS MAY RECEIVE AN ANNUAL REVENUE SHARING FEE FROM THE FUND DISTRIBUTOR OF UP TO .15% OF THE MARKET VALUE OF PLAN ASSETS INVESTED IN THE FUND. PERCENTAGES DESCRIBE FEES THAT ARE CALCULATED AS AN ANNUAL PERCENTAGE OF THE ASSETS INVESTED BY REGIONS CLIENTS IN THE PARTICULAR FUND OR FUND FAMILY. 12B-1, SUB-TRANSFER AGENT AND SHAREHOLDER SERVICE FEES ARE PAID OUT OF THE ASSETS OF THE MUTUAL FUNDS; REVENUE SHARING AND FINDERS FEES ARE NOT CHARGED AGAINST MUTUAL FUND ASSETS.

**REGIONS TRUST CASH SWEEP (RTCS) DISCLOSURE**

UNLESS YOU HAVE INSTRUCTED US TO USE A THIRD-PARTY SHORT TERM INVESTMENT VEHICLE TO HOLD CASH IN THE ACCOUNT, WE USE ONE OF THE REGIONS TRUST CASH SWEEP FUNDS ("RTCS") TO ENSURE THAT ALL CASH IN THE ACCOUNT IS INVESTED DAILY. AS INVESTMENTS IN THE ACCOUNT GENERATE CASH, THIS CASH IS AUTOMATICALLY SWEEPED INTO RTCS EACH DAY WHERE THE CASH EARNS INTEREST RATHER THAN SITTING IDLE BEFORE BEING DISTRIBUTED OR REINVESTED. EACH RTCS FUND PAYS INTEREST IN ACCORDANCE WITH THE DISCLOSURE PROVIDED

Information (continued)

TO YOU AT THE TIME THE FUND WAS SELECTED. THE INVESTMENT OBJECTIVE OF RTCS IS TO PRODUCE CURRENT INCOME WITH LIQUIDITY AND STABLE PRINCIPAL. RTCS IS AN FDIC-INSURED DEPOSIT IN REGIONS BANK. BALANCES IN EXCESS OF THE STANDARD MAXIMUM INSURED AMOUNT (GENERALLY \$250,000) MAY OR MAY NOT BE COLLATERALIZED BY MARKETABLE SECURITIES SEGREGATED BY REGIONS BANK FOR PURPOSES OF SECURING THESE DEPOSITS, DEPENDING UPON THE PARTICULAR RTCS FUND SELECTED. THERE ARE NO SEPARATE MANAGEMENT FEES ASSOCIATED WITH RTCS. THE ACCOUNT FEES BASED ON THE TOTAL MARKET VALUE OF THE ACCOUNT WILL INCLUDE THE RTCS ASSETS IN THE CALCULATION. AS BANKING PRODUCTS CHANGE, REGIONS BANK MAY CHANGE THE TYPE OF DEPOSIT OR ACCOUNT WE USE FOR THE RTCS. WE WILL NOTIFY YOU IF ANY CHANGE IS A MATERIAL CHANGE.

**IMPORTANT INFORMATION FOR RESPONSIBLE PLAN FIDUCIARIES, RETIREMENT PLAN SPONSORS, IRA OWNERS AND INVESTMENT MANAGERS**

IF YOU ARE A RESPONSIBLE PLAN FIDUCIARY, A RETIREMENT PLAN SPONSOR, AN IRA OWNER, OR AN INVESTMENT MANAGER, AND YOU HAVE ALREADY AUTHORIZED THE USE OF REGIONS BANK AS A DEPOSITORY FOR UNINVESTED CASH, THEN IT IS NOT NECESSARY TO TAKE ADDITIONAL ACTION TO APPROVE THE USE OF THE RTCS TO HOLD CASH IN THE RETIREMENT PLAN OR IRA TRUST. HOWEVER, IF YOU DO NOT APPROVE OF THE USE OF THE RTCS, YOU MUST CONTACT YOUR RELATIONSHIP MANAGER OR TRUST ADVISOR TO DESIGNATE ANOTHER SHORT TERM INVESTMENT VEHICLE TO HOLD CASH IN THE ACCOUNT.

**COST BASIS REPORTING REQUIREMENTS BEGINNING JANUARY 1, 2011, FOR AGENCY AND CUSTODY ACCOUNTS**

THE EMERGENCY ECONOMIC STABILIZATION ACT OF 2008 MANDATED TAX REPORTING CHANGES THAT REQUIRE FINANCIAL INSTITUTIONS TO REPORT THE ADJUSTED COST BASIS OF CERTAIN SOLD SECURITIES, INCLUDING WHETHER THE GAIN OR LOSS IS SHORT OR LONG-TERM, TO THE IRS AND TO CUSTOMERS ON FORM 1099-B.

**COVERED VS. NON-COVERED SECURITIES**

THE CHANGES ARE BEING ROLLED OUT IN PHASES AS INDICATED BELOW. COVERED SECURITIES ARE THOSE ACQUIRED ON OR AFTER THE DATES SPECIFIED IN THE LEGISLATION. COST BASIS FOR THESE SECURITIES MUST BE REPORTED BY FINANCIAL INSTITUTIONS. SECURITIES ACQUIRED BEFORE THESE DATES ARE NON-COVERED AND FINANCIAL INSTITUTIONS ARE NOT REQUIRED TO REPORT THE COST BASIS. TAXPAYERS ARE RESPONSIBLE FOR ACCURATELY REPORTING COST BASIS ON COVERED AND NON-COVERED SECURITIES TO THE IRS ON THEIR TAX RETURNS.

EQUITIES.....ACQUIRED ON OR AFTER JAN. 1, 2011  
 MUTUAL FUNDS, DIVIDEND REINVESTMENT PLANS (DRIPS) AND MOST ETFS.....ACQUIRED ON OR AFTER JAN. 1, 2012  
 SIMPLE DEBT INSTRUMENTS AND OPTIONS.....ACQUIRED ON OR AFTER JAN. 1, 2014  
 DEBT INSTRUMENTS WITH COMPLEX FEATURES.....ACQUIRED ON OR AFTER JAN. 1, 2016

**TAX LOT SELECTION METHOD**

THE IRS REQUIRES THE USE OF A DEFAULT COST BASIS METHOD FOR CALCULATING GAINS AND LOSSES UNLESS A CLIENT OR ADVISOR ACTING ON THE CLIENT'S BEHALF CHOOSES ANOTHER METHOD. FOR EQUITIES, THE IRS DEFAULT SELECTION METHOD IS FIRST IN, FIRST OUT (FIFO). HOWEVER, PRIOR TO OCTOBER 1, 2017, REGIONS' DEFAULT SELECTION METHOD WAS LONG TERM, HIGH COST UNLESS THE CLIENT REQUESTED A DIFFERENT DEFAULT METHOD. EFFECTIVE OCTOBER 1, 2017, REGIONS' DEFAULT SELECTION METHOD IS MINIMIZE GAIN UNLESS THE CLIENT DIRECTS OTHERWISE. IF A CLIENT DESIRES A DIFFERENT DEFAULT SELECTION METHOD THAN MINIMIZE GAIN, THE CLIENT SHOULD CONTACT

**Information (continued)**

THEIR TRUST ADVISOR. CLIENTS CAN CHANGE THE DEFAULT SELECTION METHOD OR OVERRIDE IT FOR A SPECIFIC TRADE. AN ALTERNATE DEFAULT SELECTION METHOD MUST BE SPECIFIED EITHER AT THE TIME OF THE TRADE OR THROUGH A STANDING ORDER; HOWEVER, ONCE THE TRADE SETTLES, THE METHOD USED WILL BE FINAL AND CANNOT BE CHANGED.

**FORM 1099-B**

FINANCIAL INSTITUTIONS ARE REQUIRED TO INCLUDE COST BASIS, ACQUISITION DATE, WASH SALE DISALLOWED LOSS, AND HOLDING PERIOD INFORMATION FOR COVERED SECURITIES ON FORM 1099-B.

**TRADE REQUESTS**

REGIONS WEALTH MANAGEMENT PERFORMS TRADE REQUESTS AS AN ACCOMMODATION ONLY. REGIONS WEALTH MANAGEMENT ALLOWS THE USE OF ELECTRONIC COMMUNICATION (I.E., FAX OR EMAIL OR VOICEMAIL) BY ANY CUSTOMER TO REQUEST, AUTHORIZE OR EFFECT THE PURCHASE OR SALE OF SECURITIES. WE DO NOT GUARANTEE THAT ANY SUCH REQUEST WILL BE TIMELY PROCESSED. REGIONS WEALTH MANAGEMENT SHALL NOT BE RESPONSIBLE FOR CARRYING OUT SUCH ORAL OR WRITTEN (INCLUDING ELECTRONIC) INSTRUCTIONS UNTIL WE HAVE ACKNOWLEDGED RECEIPT OF SUCH INSTRUCTIONS.

**ANNUAL NOTICE OF FEDERAL WITHHOLDING TAX ON PERIODIC PAYMENTS**

IT IS NOT NECESSARY TO CONTACT REGIONS IF YOU DO NOT WISH TO MAKE A CHANGE IN THE AMOUNT CURRENTLY BEING WITHHELD. IF FEDERAL INCOME TAXES HAVE BEEN WITHHELD FROM THE PENSION PAYMENTS YOU ARE RECEIVING AND IF YOU DO NOT WISH TO HAVE TAXES WITHHELD, YOU SHOULD COMPLETE AN IRS FORM W-4P AND SUBMIT IT TO YOUR ACCOUNT RELATIONSHIP MANAGER. HOWEVER, IF YOU ELECT NOT TO HAVE WITHHOLDING APPLY TO YOUR PENSION PAYMENTS, OR IF YOU DO NOT HAVE ENOUGH FEDERAL INCOME TAX WITHHELD FROM YOUR PENSION PAYMENTS, YOU MAY BE RESPONSIBLE FOR PAYMENT OF ESTIMATED TAX. YOU MAY INCUR PENALTIES UNDER THE ESTIMATED TAX RULES IF YOUR WITHHOLDING AND ESTIMATED TAX PAYMENTS ARE NOT SUFFICIENT. IF FEDERAL INCOME TAXES ARE NOT BEING WITHHELD FROM YOUR PENSION PAYMENTS BECAUSE YOU HAVE ELECTED NOT TO HAVE WITHHOLDING APPLY AND IF YOU WISH TO REVOKE THAT ELECTION AND HAVE FEDERAL INCOME TAXES WITHHELD FROM YOUR PENSION PAYMENTS, YOU SHOULD COMPLETE AN IRS FORM W-4P AND SUBMIT TO YOUR RELATIONSHIP MANAGER. THESE FORMS MAY BE OBTAINED FROM THE INTERNAL REVENUE SERVICE WEBSITE, IRS.GOV (SELECT THE MORE FORMS AND PUBLICATIONS TAB AND FOLLOW THE INSTRUCTIONS TO FORM W-4P), OR BY CALLING THE IRS AT 1-800-829-1040. YOU MAY ALSO CONTACT YOUR ACCOUNT RELATIONSHIP MANAGER AND THEY WILL MAIL YOU THE FORM. IF YOU WISH TO CHANGE PREVIOUS ELECTION, PLEASE COMPLETE AND MAIL TO YOUR ACCOUNT RELATIONSHIP MANAGER. YOU SHOULD INDICATE ON FORM W-4P YOUR NAME, SOCIAL SECURITY NUMBER AND THE COMPANY FROM WHICH YOU ARE RETIRED, AS WELL AS YOUR WITHHOLDING ELECTION.

**NOTICE OF LIMITATIONS PERIOD FOR BREACH OF TRUST ACTIONS**

THIS NOTICE, AS WELL AS ANY EARLIER OR OTHER COMMUNICATION CONTAINING SUCH INFORMATION, SERVES TO ALERT PERSONS OR ENTITIES WITH AN INTEREST IN THIS ACCOUNT THAT (i) IN MANY STATES, INCLUDING THOSE LISTED BELOW, STATUTES OF LIMITATIONS PROVIDE THAT A BENEFICIARY OF A TRUST MAY NOT COMMENCE A PROCEEDING AGAINST A TRUSTEE FOR BREACH OF TRUST MORE THAN A CERTAIN PERIOD AFTER THE DATE THAT THE BENEFICIARY OR REPRESENTATIVE OF THE BENEFICIARY WAS SENT A REPORT\* DISCLOSING ADEQUATE INFORMATION TO ALERT THE BENEFICIARY OR REPRESENTATIVE OF THE EXISTENCE OF A POTENTIAL CLAIM FOR BREACH OF TRUST; (ii) THIS STATEMENT IS A REPORT WITHIN THE MEANING OF SUCH STATUTES AS TO ALL INFORMATION CONTAINED HEREIN, INCLUDING, WITHOUT LIMITATION, THE COMPENSATION RECEIVED BY REGIONS BANK AND ITS AFFILIATES, INVESTMENTS MADE, HELD OR DISPOSED OF AND DISBURSEMENTS AND DISTRIBUTIONS MADE ON BEHALF OF THIS ACCOUNT; AND (iii) ANY PERSON OBJECTING TO ANY MATTER DISCLOSED IN THIS STATEMENT MAY BE

**Information (continued)**

REQUIRED BY SUCH STATUTES TO COMMENCE A PROCEEDING AGAINST REGIONS BANK WITHIN THE TIME ALLOWED BY LAW IN ORDER TO PRESERVE HIS, HER OR ITS RIGHTS TO BRING LEGAL ACTION RELATING TO SUCH OBJECTION. AN ACTION FOR BREACH OF TRUST BASED ON MATTERS DISCLOSED IN A TRUST ACCOUNTING OR OTHER WRITTEN REPORT OF THE TRUSTEE MAY BE SUBJECT TO A SPECIFIC STATUTE OF LIMITATIONS FROM THE SENDING OR RECEIPT OF THE TRUST ACCOUNTING OR OTHER WRITTEN REPORT, BASED ON THE PARTICULARS OF THE STATE STATUTE. ALSO, IN CERTAIN STATES (MARKED BELOW WITH [\*]), THE EFFECT OF TRIGGERING THE STATUTE OF LIMITATIONS MAY POSSIBLY APPLY ONLY TO A STATEMENT OR REPORT THAT IS FINAL OR AT THE TERMINATION OF THE TRUST OR BENEFICIARY RELATIONSHIP. IN A STATE MARKED BELOW WITH [\*\*], THE STATUTE OF LIMITATIONS MAY VARY, ACCORDING TO THE DATE THE TRUSTEESHIP WAS ACCEPTED OR THE DATE THE TRUST BECAME IRREVOCABLE. PLEASE NOTE THAT THE TIME ALLOWED FOR COMMENCING A PROCEEDING CONSISTS OF THE FOLLOWING PERIOD UNDER APPLICABLE STATE LAW: 6 MONTHS (FL); 1 YEAR (AR, MS, MO, SC, TN, IA, KY); 2 YEARS (AL, IL\*\*, GA, LA); 3 YEARS (IL\*\*, IN\*); 4 YEARS (TX); 5 YEARS (NC\*). ADDITIONALLY, ACCOUNTS FOR WHICH REGIONS SERVES AS AGENT FOR AN INDIVIDUAL OR ENTITY AS PRINCIPAL, WHETHER THE PRINCIPAL SERVES IN AN INDIVIDUAL OR FIDUCIARY CAPACITY, LIKewise ARE SUBJECT TO APPLICABLE STATUTES OF LIMITATION. THIS STATEMENT, AS WELL AS ANY EARLIER OR OTHER COMMUNICATION CONTAINING SUCH INFORMATION, IS NOTICE AS TO ALL INFORMATION CONTAINED HEREIN, AND THE PRINCIPAL MAY BE REQUIRED BY SUCH STATUTES TO COMMENCE A PROCEEDING AGAINST REGIONS BANK WITHIN THE TIME ALLOWED BY LAW IN ORDER TO PRESERVE HIS, HER OR ITS RIGHTS TO BRING LEGAL ACTION RELATING TO ANY MATTER DISCLOSED IN THIS STATEMENT. THIS NOTICE IS FOR INFORMATIONAL PURPOSES ONLY AND IS NOT LEGAL ADVICE; PLEASE CONSULT YOUR ATTORNEY REGARDING ANY QUESTIONS ABOUT WHICH STATE LAW IS APPLICABLE AND ITS EFFECT.

**S&P FIXED INCOME ASSET RATINGS:**

REGARDING ANY PRESENTATION OF ASSET RATING INFORMATION PROVIDED BY STANDARD & POORS WITHIN THIS DOCUMENT, ALL INFORMATION IS COPYRIGHT © 2022, S&P GLOBAL MARKET INTELLIGENCE (AND ITS AFFILIATES AS APPLICABLE). REPRODUCTION OF ANY INFORMATION, OPINIONS, VIEWS, DATA OR MATERIAL, INCLUDING RATINGS (“CONTENT”) IN ANY FORM IS PROHIBITED EXCEPT WITH THE PRIOR WRITTEN PERMISSION OF THE RELEVANT PARTY. SUCH PARTY, ITS AFFILIATES AND SUPPLIERS (“CONTENT PROVIDERS”) DO NOT GUARANTEE THE ACCURACY, ADEQUACY, COMPLETENESS, TIMELINESS OR AVAILABILITY OF ANY CONTENT AND ARE NOT RESPONSIBLE FOR ANY ERRORS OR OMISSIONS (NEGLIGENT OR OTHERWISE), REGARDLESS OF THE CAUSE, OR FOR THE RESULTS OBTAINED FROM THE USE OF SUCH CONTENT. IN NO EVENT SHALL CONTENT PROVIDERS BE LIABLE FOR ANY DAMAGES, COSTS, EXPENSES, LEGAL FEES, OR LOSSES (INCLUDING LOST INCOME OR LOST PROFIT AND OPPORTUNITY COSTS) IN CONNECTION WITH ANY USE OF THE CONTENT. A REFERENCE TO A PARTICULAR INVESTMENT OR SECURITY, A RATING OR ANY OBSERVATION CONCERNING AN INVESTMENT THAT IS PART OF THE CONTENT IS NOT A RECOMMENDATION TO BUY, SELL OR HOLD SUCH INVESTMENT OR SECURITY, DOES NOT ADDRESS THE SUITABILITY OF AN INVESTMENT OR SECURITY AND SHOULD NOT BE RELIED ON AS INVESTMENT ADVICE. CREDIT RATINGS ARE STATEMENTS OF OPINIONS AND ARE NOT STATEMENTS OF FACT.

**PERFORMANCE:**

PERFORMANCE INFORMATION IS PROVIDED FOR THE SOLE USE OF THE INDIVIDUAL(S) IT IS PRESENTED TO. PERFORMANCE RESULTS CONTAINED IN THIS STATEMENT REFLECTS TRADING IN YOUR ACCOUNT(S) AND IS FOR INFORMATIONAL PURPOSES ONLY. RETURNS ARE CALCULATED USING A THIRD-PARTY VENDOR, SEI. PERFORMANCE INFORMATION MAY NOT REFLECT PERFORMANCE OF ALL ASSETS REFLECTED ON THIS STATEMENT AS SOME ASSETS MAY NOT BE SUBJECT TO OUR DISCRETIONARY AUTHORITY REGARDING INVESTMENT DECISIONS AND MAY BE EXCLUDED FROM THE INVESTMENT PERFORMANCE CALCULATIONS. FACTORS IMPACTING THE RETURNS INCLUDE INDIVIDUAL CLIENT RISK TOLERANCE,

**Information (continued)**

RESTRICTIONS A CLIENT MAY PLACE ON THE ACCOUNT, INVESTMENT OBJECTIVES, CHOICE OF BROKER/DEALER OR CUSTODIANS, AS WELL AS OTHER FACTORS. YOUR ACCOUNT(S) PERFORMANCE MAY DIFFER FROM THAT OF OTHER CLIENTS DUE TO, AMONG OTHER THINGS, COMMISSION, TIMING OF ORDER ENTRY, OR THE MANNER IN WHICH THE TRADES WERE EXECUTED. THE INFORMATION PRESENTED HAS BEEN OBTAINED FROM SOURCES BELIEVED TO BE ACCURATE AND RELIABLE. REGIONS CANNOT GUARANTEE THE ACCURACY OR COMPLETENESS OF SUCH INFORMATION AND ASSUMES NO LIABILITY FOR DAMAGES RESULTING FROM OR ARISING OUT OF THE USE OF SUCH INFORMATION. FOR PRIVATE WEALTH AND INSTITUTIONAL SERVICES ACCOUNTS PERFORMANCE IS PRESENTED AS NET OF FEES PERFORMANCE, THEREBY FEES (AND TRADING COMMISSIONS) ARE REFLECTED IN THE DATA. THE FEE SCHEDULE IS DESCRIBED IN YOUR INVESTMENT MANAGEMENT CONTRACT.

PAST PERFORMANCE IS NOT INDICATIVE OF FUTURE RETURNS. CURRENT PERFORMANCE MAY BE LOWER OR HIGHER THAN THE PERFORMANCE DATA PRESENTED. THE INVESTMENT RETURN AND PRINCIPAL VALUE OF AN INVESTMENT WILL FLUCTUATE SO THAT, WHEN REDEEMED, IT MAY BE WORTH MORE OR LESS THAN THE ORIGINAL VALUE. IT SHOULD NOT BE ASSUMED THAT RECOMMENDATIONS MADE IN THE FUTURE WILL BE PROFITABLE OR WILL EQUAL THE PERFORMANCE OF THE SECURITIES PRESENTED HEREIN. SECURITIES ARE NOT FDIC INSURANCE, HAVE NO BANK GUARANTEE, AND MAY LOSE VALUE.

**TRADE ERROR CORRECTION:**

FROM TIME TO TIME ERRORS MAY OCCUR IN THE EXECUTION OF TRADES FOR YOUR ACCOUNT. WHEN RESPONSIBLE FOR SUCH AN ERROR, REGIONS WILL NOTIFY YOU AND WILL CORRECT ANY ERROR AS SOON AS ADMINISTRATIVELY FEASIBLE BY ADDRESSING ANY LOSSES AND PUTTING YOUR ACCOUNT INTO THE SAME POSITION AS IF THE ERROR HAD NOT OCCURRED. WHERE ADMINISTRATIVELY FEASIBLE, ANY GAINS RESULTING FROM THE ERROR MAY BE RETAINED IN YOUR ACCOUNT. TRADING ERRORS WILL NOT OTHERWISE BE REFLECTED IN YOUR STATEMENT IF CORRECTED WITHIN 30 DAYS OR WITHIN THE SAME MONTHLY STATEMENT CYCLE.

# Account Statement

June 1, 2024 - June 30, 2024

**DORAL GO BOND SERIES 2021 CUSTODY**



## Your Relationship Team

Relationship Consultant: JANET H RICARDO 904 565 7973 janet.ricardo@regions.com

## Accounts Included In This Statement

██████████ DORAL GO BOND SERIES 2021 CUSTODY

**ELIZA RASSI**  
8401 NW 53RD TERRACE  
DORAL, FL 33166  
United States

This page intentionally left blank.

# Table of Contents

<b>Schedules</b>	<b>Page</b>
Balance Sheet.....	5
Overview of Your Account.....	6
Portfolio Analysis.....	7
Portfolio Holdings.....	8
Purchases.....	9
Realized Gains and Losses.....	10
Contributions and Receipts.....	11
Distributions and Disbursements.....	12
Fees and Expenses.....	13
Income Received.....	14
Other Income and Capital Gain Distributions.....	15
Security Transactions.....	16
Income Accrual.....	17
Information.....	18

This page intentionally left blank.

## Balance Sheet on June 30, 2024

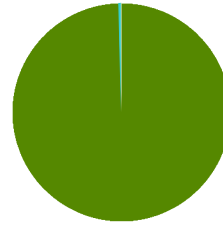
	As of May 31, 2024		As of June 30, 2024		% of Account
	Market Value	Cost Basis	Market Value	Cost Basis	
<b>Cash and Equivalents</b>					
Cash Equivalents	421,016.84	421,016.84	422,873.78	422,873.78	99.57%
Accrued Income	1,856.94	1,856.94	1,806.45	1,806.45	0.43%
<b>Total Cash and Equivalents</b>	<b>\$422,873.78</b>	<b>\$422,873.78</b>	<b>\$424,680.23</b>	<b>\$424,680.23</b>	<b>100.00%</b>
	<b>\$422,873.78</b>	<b>\$422,873.78</b>	<b>\$424,680.23</b>	<b>\$424,680.23</b>	<b>100.00%</b>

## Overview of Your Account - [REDACTED] DORAL GO BOND SERIES 2021 CUSTODY

## Investment Objective Directed Retention of Assets

## Asset allocation on June 30, 2024

	Market value (\$)	Percent
■ Cash Equivalents	422,873.78	100%
■ Accrued Income	1,806.45	0%
<b>Total of your account</b>	<b>\$424,680.23</b>	<b>100%</b>



Only the top 8 holding sectors are represented.

## Activity Summary


	This Period	Year to Date
Beginning Market Value	422,873.78	408,415.71
Contributions/Receipts	0.00	0.00
Distributions/Disbursements	0.00	0.00
Fees/Expenses	0.00	0.00
Dividends	1,856.94	18,336.41
Interest	0.00	0.00
Other Income/Capital Gain Distributions	0.00	0.00
Security Transactions	0.00	0.00
Realized Gain/Loss	0.00	0.00
Net Interest Bought & Sold	0.00	0.00
Change in Accrual	-50.49	-2,071.89
Cost Adjustments	0.00	0.00
Net Change in Unrealized Gain/Loss	0.00	0.00
<b>Market Value on Jun 30, 2024</b>	<b>\$424,680.23</b>	<b>\$424,680.23</b>

## Portfolio Analysis - [REDACTED] DORAL GO BOND SERIES 2021 CUSTODY

**Geographic Concentration**

	Market Value (\$)	Percent
■ US	424,680.23	100%
<b>Total of Your Portfolio</b>	<b>\$424,680.23</b>	<b>100%</b>

The data in the quadrant above represents the concentration of assets in your portfolio by geographic region. Source: Bloomberg, Extel, ICE

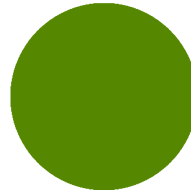


## Portfolio Holdings on June 30, 2024

	Number of shares	Share price	Market Value	Accrued Income	Cost Basis / Unrealized G/L	Est. Ann. Inc. /Yield at Market	% of Account
<b>Cash and Equivalents</b>							
<i>Cash Equivalents</i>							
Fidelity Government Portfolio (CUSIP:316175108)	422,873.78	1.00	422,873.78	1,806.45	422,873.78 0.00	22,382.71 5.29%	99.57%
<b>Total Cash Equivalents</b>			<b>\$422,873.78</b>	<b>\$1,806.45</b>	<b>\$422,873.78</b> <b>\$0.00</b>	<b>\$22,382.71</b> <b>5.29%</b>	<b>99.57%</b>
<i>Accrued Income</i>							
Ending Accrual	0.00	1.00	1,806.45	0.00	1,806.45 0.00	0.00	0.43%
<b>Total Accrued Income</b>			<b>\$1,806.45</b>	<b>\$0.00</b>	<b>\$1,806.45</b> <b>\$0.00</b>	<b>\$0.00</b>	<b>0.43%</b>
<b>Total Cash and Equivalents</b>			<b>\$424,680.23</b>	<b>\$1,806.45</b>	<b>\$424,680.23</b> <b>\$0.00</b>	<b>\$22,382.71</b> <b>5.27%</b>	<b>100.00%</b>

**Purchases**
**Summary**

	Cost	Percent
■ Cash Equivalents	1,856.94	100%
<b>Total of your portfolio</b>	<b>\$1,856.94</b>	<b>100%</b>


**Details**

Trade date	Transaction description	Principal amount	Income amount	Cost	Accrued income
	<b>DORAL GO BOND SERIES 2021 CUSTODY</b>				
<b>Cash Sweep Activity</b>					
<i>Cash and Equivalents</i>					
<i>Cash Equivalents</i>					
June 30, 2024	Sweep purchases totaling 1,856.94 units of Fidelity	-1,856.94		1,856.94	
June 30, 2024	Government Portfolio for DORAL GO BOND SERIES				
	2021 CUSTODY - Capital (1 Transactions), CUSIP				
	316175108				
<b>Total Cash Equivalents</b>		<b>-\$1,856.94</b>	<b>\$0.00</b>	<b>\$1,856.94</b>	<b>\$0.00</b>
<b>Total Cash and Equivalents</b>		<b>-\$1,856.94</b>	<b>\$0.00</b>	<b>\$1,856.94</b>	<b>\$0.00</b>
<b>Total Cash Sweep Activity</b>		<b>-\$1,856.94</b>	<b>\$0.00</b>	<b>\$1,856.94</b>	<b>\$0.00</b>
<b>Total</b>	<b>DORAL GO BOND SERIES 2021 CUSTODY</b>	<b>-\$1,856.94</b>	<b>\$0.00</b>	<b>\$1,856.94</b>	<b>\$0.00</b>

Realized Gains and Losses

No activity this period.

Contributions and Receipts

No transactions this period.

Distributions and Disbursements

No transactions this period.

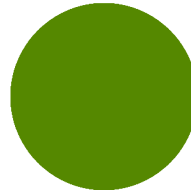
Fees and Expenses

No transactions this period.

## Income Received

## Summary

	Amount	Percent
■ Cash Equivalents	1,856.94	100%
<b>Total of your portfolio</b>	<b>\$1,856.94</b>	<b>100%</b>



## Details

Trade Date	Settlement Date	Transaction Description	Principal amount	Income amount
		<b>DORAL GO BOND SERIES 2021 CUSTODY</b>		
		<b>Income Received</b>		
		<i>Dividends</i>		
		<i>Cash and Equivalents</i>		
		<i>Cash Equivalents</i>		
June 3, 2024		Daily Rate Income on Fidelity Government Portfolio For Period of 05/01/24 to 05/31/24 Due on		1,856.94
June 3, 2024		06/03/24, CUSIP 316175108		
<b>Total Cash Equivalents</b>			<b>\$0.00</b>	<b>\$1,856.94</b>
<b>Total Cash and Equivalents</b>			<b>\$0.00</b>	<b>\$1,856.94</b>
<b>Total Dividends</b>			<b>\$0.00</b>	<b>\$1,856.94</b>
<b>Total Income Received</b>			<b>\$0.00</b>	<b>\$1,856.94</b>
<b>Total</b>		<b>DORAL GO BOND SERIES 2021 CUSTODY</b>	<b>\$0.00</b>	<b>\$1,856.94</b>

Other Income and Capital Gain Distributions

No transactions this period.

Security Transactions

No transactions this period.

**Income Accrual on June 30, 2024**

	Number of shares	Ex date Pay date	Annual rate	Beginning Accrual	Income Earned	Income Received	Ending Accrual
<b>Cash and Equivalents</b>							
<i>Cash Equivalents</i>							
Fidelity Government Portfolio (CUSIP:316175108)	422,873.78		5.29%	1,856.94	1,806.45	1,856.94	1,806.45
<b>Total Cash Equivalents</b>				<b>\$1,856.94</b>	<b>\$1,806.45</b>	<b>\$1,856.94</b>	<b>\$1,806.45</b>
<i>Accrued Income</i>							
Ending Accrual (Firm Defined Security ID:TOTALACCR)	0.00			0.00	0.00	0.00	0.00
<b>Total Accrued Income</b>				<b>\$0.00</b>	<b>\$0.00</b>	<b>\$0.00</b>	<b>\$0.00</b>
<b>Total Cash and Equivalents</b>				<b>\$1,856.94</b>	<b>\$1,806.45</b>	<b>\$1,856.94</b>	<b>\$1,806.45</b>
<b>Total Accrual</b>				<b>\$1,856.94</b>	<b>\$1,806.45</b>	<b>\$1,856.94</b>	<b>\$1,806.45</b>

**Information****IMPORTANT INFORMATION FOR ALL REGIONS BANK CUSTOMERS:**

WE ENCOURAGE YOU TO CONTACT YOUR TRUST ADVISOR OR RELATIONSHIP MANAGER IF YOUR FINANCIAL OBJECTIVES CHANGE OR IF YOU WANT TO DISCUSS THE INVESTMENT OBJECTIVES OF YOUR ACCOUNT. TRUST SERVICES ARE PROVIDED THROUGH REGIONS PRIVATE WEALTH MANAGEMENT OR INSTITUTIONAL SERVICES, A BUSINESS UNIT WITHIN REGIONS BANK. INVESTMENTS IN SECURITIES, INSURANCE AND ANNUITY PRODUCTS: ARE NOT FDIC INSURED, ARE NOT A DEPOSIT, ARE NOT BANK GUARANTEED, ARE NOT INSURED BY ANY FEDERAL GOVERNMENT AGENCY, MAY GO DOWN IN VALUE, AND ARE NOT A CONDITION OF ANY BANKING ACTIVITY.

**INVESTMENT PRODUCTS AND FEES/REVENUE-SHARING DISCLOSURES**

REGIONS PRIVATE WEALTH MANAGEMENT OR INSTITUTIONAL SERVICES MAY INVEST IN INVESTMENT PRODUCTS NOT AFFILIATED WITH REGIONS BANK OR ITS AFFILIATES. REGIONS BANK MAY RECEIVE 12B-1 FEES AND/OR ANNUAL REVENUE SHARING FEES FROM THE USE OF THESE INVESTMENT PRODUCTS IN ITS CUSTOMERS' ACCOUNTS. THE 12B-1 FEES RECEIVED BY REGIONS BANK VARY BY INVESTMENT PRODUCT AND IN NO CIRCUMSTANCES EXCEED .75% OF THE AVERAGE DAILY NET ASSETS INVESTED IN ANY PRODUCT; IN MOST CIRCUMSTANCES THE FEE IS .25% OR LESS. ANNUAL REVENUE SHARING FEES OF UP TO .15% OF THE MARKET VALUE OF THE ASSETS INVESTED IN CERTAIN MONEY MARKET MUTUAL FUNDS ARE PAID DIRECTLY TO REGIONS BANK FROM THE INVESTMENT PROVIDER. IN THE EVENT AN ACCOUNT HAS BEEN TERMINATED AND FORMALLY CLOSED, AN ADMINISTRATIVE FEE OF UP TO \$50 FOR PROCESSING EACH CLASS ACTION SETTLEMENT PAYMENT OR ANY OTHER CASH RECEIPT WILL BE CHARGED.

**MARKET VALUES AND ESTIMATED INCOME FIGURES ARE NOT GUARANTEED BUT DO COME FROM RELIABLE SOURCES.**

FOR SECURITIES TRADED ON A MAJOR EXCHANGE, MARKET VALUES ARE PRICED AS OF THE STATEMENT DATE AS PROVIDED BY VARIOUS PRICING SERVICES. THE METHOD AND FREQUENCY OF PRICING ASSETS NOT TRADED ON MAJOR EXCHANGES VARIES DEPENDING ON THE TYPE OF ASSETS; THEREFORE, THE PRICE SHOWN ON YOUR STATEMENT MAY NOT BE A CURRENT VALUE AS OF THE STATEMENT DATE. WE CANNOT GUARANTEE THEIR ACCURACY OR THAT THE ASSETS CAN BE BOUGHT OR SOLD FOR THESE PRICES. FOR MORE DETAILED INFORMATION REGARDING FEES, PLEASE CONSULT THE FUND PROSPECTUS OR CONTACT YOUR TRUST ADVISOR OR RELATIONSHIP MANAGER.

**IMPORTANT INFORMATION FOR RETIREMENT SERVICES ACCOUNTS:**

REGIONS MAY RECEIVE 12B-1, SHAREHOLDER SERVICE FEES AND/OR SUB-TRANSFER AGENT FEES FROM THE FUNDS OF UP TO .75% OF THE MARKET VALUE OF PLAN ASSETS INVESTED IN THE FUND PAYING SUCH FEES. REGIONS MAY RECEIVE A FINDER'S FEE IN AN AMOUNT UP TO 1.00% OF THE VALUE OF NEW PURCHASES IN A FUND WHERE THE PLAN'S INVESTMENT IN THE FUND EXCEEDS A SPECIFIC DOLLAR AMOUNT DETERMINED BY THE FUND FAMILY. REGIONS MAY RECEIVE AN ANNUAL REVENUE SHARING FEE FROM THE FUND DISTRIBUTOR OF UP TO .15% OF THE MARKET VALUE OF PLAN ASSETS INVESTED IN THE FUND. PERCENTAGES DESCRIBE FEES THAT ARE CALCULATED AS AN ANNUAL PERCENTAGE OF THE ASSETS INVESTED BY REGIONS CLIENTS IN THE PARTICULAR FUND OR FUND FAMILY. 12B-1, SUB-TRANSFER AGENT AND SHAREHOLDER SERVICE FEES ARE PAID OUT OF THE ASSETS OF THE MUTUAL FUNDS; REVENUE SHARING AND FINDERS FEES ARE NOT CHARGED AGAINST MUTUAL FUND ASSETS.

**REGIONS TRUST CASH SWEEP (RTCS) DISCLOSURE**

UNLESS YOU HAVE INSTRUCTED US TO USE A THIRD-PARTY SHORT TERM INVESTMENT VEHICLE TO HOLD CASH IN THE ACCOUNT, WE USE ONE OF THE REGIONS TRUST CASH SWEEP FUNDS ("RTCS") TO ENSURE THAT ALL CASH IN THE ACCOUNT IS INVESTED DAILY. AS INVESTMENTS IN THE ACCOUNT GENERATE CASH, THIS CASH IS AUTOMATICALLY SWEEPED INTO RTCS EACH DAY WHERE THE CASH EARNS INTEREST RATHER THAN SITTING IDLE BEFORE BEING DISTRIBUTED OR REINVESTED. EACH RTCS FUND PAYS INTEREST IN ACCORDANCE WITH THE DISCLOSURE PROVIDED

Information (continued)

TO YOU AT THE TIME THE FUND WAS SELECTED. THE INVESTMENT OBJECTIVE OF RTCS IS TO PRODUCE CURRENT INCOME WITH LIQUIDITY AND STABLE PRINCIPAL. RTCS IS AN FDIC-INSURED DEPOSIT IN REGIONS BANK. BALANCES IN EXCESS OF THE STANDARD MAXIMUM INSURED AMOUNT (GENERALLY \$250,000) MAY OR MAY NOT BE COLLATERALIZED BY MARKETABLE SECURITIES SEGREGATED BY REGIONS BANK FOR PURPOSES OF SECURING THESE DEPOSITS, DEPENDING UPON THE PARTICULAR RTCS FUND SELECTED. THERE ARE NO SEPARATE MANAGEMENT FEES ASSOCIATED WITH RTCS. THE ACCOUNT FEES BASED ON THE TOTAL MARKET VALUE OF THE ACCOUNT WILL INCLUDE THE RTCS ASSETS IN THE CALCULATION. AS BANKING PRODUCTS CHANGE, REGIONS BANK MAY CHANGE THE TYPE OF DEPOSIT OR ACCOUNT WE USE FOR THE RTCS. WE WILL NOTIFY YOU IF ANY CHANGE IS A MATERIAL CHANGE.

**IMPORTANT INFORMATION FOR RESPONSIBLE PLAN FIDUCIARIES, RETIREMENT PLAN SPONSORS, IRA OWNERS AND INVESTMENT MANAGERS**

IF YOU ARE A RESPONSIBLE PLAN FIDUCIARY, A RETIREMENT PLAN SPONSOR, AN IRA OWNER, OR AN INVESTMENT MANAGER, AND YOU HAVE ALREADY AUTHORIZED THE USE OF REGIONS BANK AS A DEPOSITORY FOR UNINVESTED CASH, THEN IT IS NOT NECESSARY TO TAKE ADDITIONAL ACTION TO APPROVE THE USE OF THE RTCS TO HOLD CASH IN THE RETIREMENT PLAN OR IRA TRUST. HOWEVER, IF YOU DO NOT APPROVE OF THE USE OF THE RTCS, YOU MUST CONTACT YOUR RELATIONSHIP MANAGER OR TRUST ADVISOR TO DESIGNATE ANOTHER SHORT TERM INVESTMENT VEHICLE TO HOLD CASH IN THE ACCOUNT.

**COST BASIS REPORTING REQUIREMENTS BEGINNING JANUARY 1, 2011, FOR AGENCY AND CUSTODY ACCOUNTS**

THE EMERGENCY ECONOMIC STABILIZATION ACT OF 2008 MANDATED TAX REPORTING CHANGES THAT REQUIRE FINANCIAL INSTITUTIONS TO REPORT THE ADJUSTED COST BASIS OF CERTAIN SOLD SECURITIES, INCLUDING WHETHER THE GAIN OR LOSS IS SHORT OR LONG-TERM, TO THE IRS AND TO CUSTOMERS ON FORM 1099-B.

**COVERED VS. NON-COVERED SECURITIES**

THE CHANGES ARE BEING ROLLED OUT IN PHASES AS INDICATED BELOW. COVERED SECURITIES ARE THOSE ACQUIRED ON OR AFTER THE DATES SPECIFIED IN THE LEGISLATION. COST BASIS FOR THESE SECURITIES MUST BE REPORTED BY FINANCIAL INSTITUTIONS. SECURITIES ACQUIRED BEFORE THESE DATES ARE NON-COVERED AND FINANCIAL INSTITUTIONS ARE NOT REQUIRED TO REPORT THE COST BASIS. TAXPAYERS ARE RESPONSIBLE FOR ACCURATELY REPORTING COST BASIS ON COVERED AND NON-COVERED SECURITIES TO THE IRS ON THEIR TAX RETURNS.

EQUITIES.....	ACQUIRED ON OR AFTER JAN. 1, 2011
MUTUAL FUNDS, DIVIDEND REINVESTMENT PLANS (DRIPS) AND MOST ETFS.....	ACQUIRED ON OR AFTER JAN. 1, 2012
SIMPLE DEBT INSTRUMENTS AND OPTIONS.....	ACQUIRED ON OR AFTER JAN. 1, 2014
DEBT INSTRUMENTS WITH COMPLEX FEATURES.....	ACQUIRED ON OR AFTER JAN. 1, 2016

**TAX LOT SELECTION METHOD**

THE IRS REQUIRES THE USE OF A DEFAULT COST BASIS METHOD FOR CALCULATING GAINS AND LOSSES UNLESS A CLIENT OR ADVISOR ACTING ON THE CLIENT'S BEHALF CHOOSES ANOTHER METHOD. FOR EQUITIES, THE IRS DEFAULT SELECTION METHOD IS FIRST IN, FIRST OUT (FIFO). HOWEVER, PRIOR TO OCTOBER 1, 2017, REGIONS' DEFAULT SELECTION METHOD WAS LONG TERM, HIGH COST UNLESS THE CLIENT REQUESTED A DIFFERENT DEFAULT METHOD. EFFECTIVE OCTOBER 1, 2017, REGIONS' DEFAULT SELECTION METHOD IS MINIMIZE GAIN UNLESS THE CLIENT DIRECTS OTHERWISE. IF A CLIENT DESIRES A DIFFERENT DEFAULT SELECTION METHOD THAN MINIMIZE GAIN, THE CLIENT SHOULD CONTACT

**Information (continued)**

THEIR TRUST ADVISOR. CLIENTS CAN CHANGE THE DEFAULT SELECTION METHOD OR OVERRIDE IT FOR A SPECIFIC TRADE. AN ALTERNATE DEFAULT SELECTION METHOD MUST BE SPECIFIED EITHER AT THE TIME OF THE TRADE OR THROUGH A STANDING ORDER; HOWEVER, ONCE THE TRADE SETTLES, THE METHOD USED WILL BE FINAL AND CANNOT BE CHANGED.

**FORM 1099-B**

FINANCIAL INSTITUTIONS ARE REQUIRED TO INCLUDE COST BASIS, ACQUISITION DATE, WASH SALE DISALLOWED LOSS, AND HOLDING PERIOD INFORMATION FOR COVERED SECURITIES ON FORM 1099-B.

**TRADE REQUESTS**

REGIONS WEALTH MANAGEMENT PERFORMS TRADE REQUESTS AS AN ACCOMMODATION ONLY. REGIONS WEALTH MANAGEMENT ALLOWS THE USE OF ELECTRONIC COMMUNICATION (I.E., FAX OR EMAIL OR VOICEMAIL) BY ANY CUSTOMER TO REQUEST, AUTHORIZE OR EFFECT THE PURCHASE OR SALE OF SECURITIES. WE DO NOT GUARANTEE THAT ANY SUCH REQUEST WILL BE TIMELY PROCESSED. REGIONS WEALTH MANAGEMENT SHALL NOT BE RESPONSIBLE FOR CARRYING OUT SUCH ORAL OR WRITTEN (INCLUDING ELECTRONIC) INSTRUCTIONS UNTIL WE HAVE ACKNOWLEDGED RECEIPT OF SUCH INSTRUCTIONS.

**ANNUAL NOTICE OF FEDERAL WITHHOLDING TAX ON PERIODIC PAYMENTS**

IT IS NOT NECESSARY TO CONTACT REGIONS IF YOU DO NOT WISH TO MAKE A CHANGE IN THE AMOUNT CURRENTLY BEING WITHHELD. IF FEDERAL INCOME TAXES HAVE BEEN WITHHELD FROM THE PENSION PAYMENTS YOU ARE RECEIVING AND IF YOU DO NOT WISH TO HAVE TAXES WITHHELD, YOU SHOULD COMPLETE AN IRS FORM W-4P AND SUBMIT IT TO YOUR ACCOUNT RELATIONSHIP MANAGER. HOWEVER, IF YOU ELECT NOT TO HAVE WITHHOLDING APPLY TO YOUR PENSION PAYMENTS, OR IF YOU DO NOT HAVE ENOUGH FEDERAL INCOME TAX WITHHELD FROM YOUR PENSION PAYMENTS, YOU MAY BE RESPONSIBLE FOR PAYMENT OF ESTIMATED TAX. YOU MAY INCUR PENALTIES UNDER THE ESTIMATED TAX RULES IF YOUR WITHHOLDING AND ESTIMATED TAX PAYMENTS ARE NOT SUFFICIENT. IF FEDERAL INCOME TAXES ARE NOT BEING WITHHELD FROM YOUR PENSION PAYMENTS BECAUSE YOU HAVE ELECTED NOT TO HAVE WITHHOLDING APPLY AND IF YOU WISH TO REVOKE THAT ELECTION AND HAVE FEDERAL INCOME TAXES WITHHELD FROM YOUR PENSION PAYMENTS, YOU SHOULD COMPLETE AN IRS FORM W-4P AND SUBMIT TO YOUR RELATIONSHIP MANAGER. THESE FORMS MAY BE OBTAINED FROM THE INTERNAL REVENUE SERVICE WEBSITE, IRS.GOV (SELECT THE MORE FORMS AND PUBLICATIONS TAB AND FOLLOW THE INSTRUCTIONS TO FORM W-4P), OR BY CALLING THE IRS AT 1-800-829-1040. YOU MAY ALSO CONTACT YOUR ACCOUNT RELATIONSHIP MANAGER AND THEY WILL MAIL YOU THE FORM. IF YOU WISH TO CHANGE PREVIOUS ELECTION, PLEASE COMPLETE AND MAIL TO YOUR ACCOUNT RELATIONSHIP MANAGER. YOU SHOULD INDICATE ON FORM W-4P YOUR NAME, SOCIAL SECURITY NUMBER AND THE COMPANY FROM WHICH YOU ARE RETIRED, AS WELL AS YOUR WITHHOLDING ELECTION.

**NOTICE OF LIMITATIONS PERIOD FOR BREACH OF TRUST ACTIONS**

THIS NOTICE, AS WELL AS ANY EARLIER OR OTHER COMMUNICATION CONTAINING SUCH INFORMATION, SERVES TO ALERT PERSONS OR ENTITIES WITH AN INTEREST IN THIS ACCOUNT THAT (i) IN MANY STATES, INCLUDING THOSE LISTED BELOW, STATUTES OF LIMITATIONS PROVIDE THAT A BENEFICIARY OF A TRUST MAY NOT COMMENCE A PROCEEDING AGAINST A TRUSTEE FOR BREACH OF TRUST MORE THAN A CERTAIN PERIOD AFTER THE DATE THAT THE BENEFICIARY OR REPRESENTATIVE OF THE BENEFICIARY WAS SENT A REPORT\* DISCLOSING ADEQUATE INFORMATION TO ALERT THE BENEFICIARY OR REPRESENTATIVE OF THE EXISTENCE OF A POTENTIAL CLAIM FOR BREACH OF TRUST; (ii) THIS STATEMENT IS A REPORT WITHIN THE MEANING OF SUCH STATUTES AS TO ALL INFORMATION CONTAINED HEREIN, INCLUDING, WITHOUT LIMITATION, THE COMPENSATION RECEIVED BY REGIONS BANK AND ITS AFFILIATES, INVESTMENTS MADE, HELD OR DISPOSED OF AND DISBURSEMENTS AND DISTRIBUTIONS MADE ON BEHALF OF THIS ACCOUNT; AND (iii) ANY PERSON OBJECTING TO ANY MATTER DISCLOSED IN THIS STATEMENT MAY BE

**Information (continued)**

REQUIRED BY SUCH STATUTES TO COMMENCE A PROCEEDING AGAINST REGIONS BANK WITHIN THE TIME ALLOWED BY LAW IN ORDER TO PRESERVE HIS, HER OR ITS RIGHTS TO BRING LEGAL ACTION RELATING TO SUCH OBJECTION. AN ACTION FOR BREACH OF TRUST BASED ON MATTERS DISCLOSED IN A TRUST ACCOUNTING OR OTHER WRITTEN REPORT OF THE TRUSTEE MAY BE SUBJECT TO A SPECIFIC STATUTE OF LIMITATIONS FROM THE SENDING OR RECEIPT OF THE TRUST ACCOUNTING OR OTHER WRITTEN REPORT, BASED ON THE PARTICULARS OF THE STATE STATUTE. ALSO, IN CERTAIN STATES (MARKED BELOW WITH [\*]), THE EFFECT OF TRIGGERING THE STATUTE OF LIMITATIONS MAY POSSIBLY APPLY ONLY TO A STATEMENT OR REPORT THAT IS FINAL OR AT THE TERMINATION OF THE TRUST OR BENEFICIARY RELATIONSHIP. IN A STATE MARKED BELOW WITH [\*\*], THE STATUTE OF LIMITATIONS MAY VARY, ACCORDING TO THE DATE THE TRUSTEESHIP WAS ACCEPTED OR THE DATE THE TRUST BECAME IRREVOCABLE. PLEASE NOTE THAT THE TIME ALLOWED FOR COMMENCING A PROCEEDING CONSISTS OF THE FOLLOWING PERIOD UNDER APPLICABLE STATE LAW: 6 MONTHS (FL); 1 YEAR (AR, MS, MO, SC, TN, IA, KY); 2 YEARS (AL, IL\*\*, GA, LA); 3 YEARS (IL\*\*, IN\*); 4 YEARS (TX); 5 YEARS (NC\*). ADDITIONALLY, ACCOUNTS FOR WHICH REGIONS SERVES AS AGENT FOR AN INDIVIDUAL OR ENTITY AS PRINCIPAL, WHETHER THE PRINCIPAL SERVES IN AN INDIVIDUAL OR FIDUCIARY CAPACITY, LIKEWISE ARE SUBJECT TO APPLICABLE STATUTES OF LIMITATION. THIS STATEMENT, AS WELL AS ANY EARLIER OR OTHER COMMUNICATION CONTAINING SUCH INFORMATION, IS NOTICE AS TO ALL INFORMATION CONTAINED HEREIN, AND THE PRINCIPAL MAY BE REQUIRED BY SUCH STATUTES TO COMMENCE A PROCEEDING AGAINST REGIONS BANK WITHIN THE TIME ALLOWED BY LAW IN ORDER TO PRESERVE HIS, HER OR ITS RIGHTS TO BRING LEGAL ACTION RELATING TO ANY MATTER DISCLOSED IN THIS STATEMENT. THIS NOTICE IS FOR INFORMATIONAL PURPOSES ONLY AND IS NOT LEGAL ADVICE; PLEASE CONSULT YOUR ATTORNEY REGARDING ANY QUESTIONS ABOUT WHICH STATE LAW IS APPLICABLE AND ITS EFFECT.

**S&P FIXED INCOME ASSET RATINGS:**

REGARDING ANY PRESENTATION OF ASSET RATING INFORMATION PROVIDED BY STANDARD & POORS WITHIN THIS DOCUMENT, ALL INFORMATION IS COPYRIGHT © 2022, S&P GLOBAL MARKET INTELLIGENCE (AND ITS AFFILIATES AS APPLICABLE). REPRODUCTION OF ANY INFORMATION, OPINIONS, VIEWS, DATA OR MATERIAL, INCLUDING RATINGS (“CONTENT”) IN ANY FORM IS PROHIBITED EXCEPT WITH THE PRIOR WRITTEN PERMISSION OF THE RELEVANT PARTY. SUCH PARTY, ITS AFFILIATES AND SUPPLIERS (“CONTENT PROVIDERS”) DO NOT GUARANTEE THE ACCURACY, ADEQUACY, COMPLETENESS, TIMELINESS OR AVAILABILITY OF ANY CONTENT AND ARE NOT RESPONSIBLE FOR ANY ERRORS OR OMISSIONS (NEGLIGENT OR OTHERWISE), REGARDLESS OF THE CAUSE, OR FOR THE RESULTS OBTAINED FROM THE USE OF SUCH CONTENT. IN NO EVENT SHALL CONTENT PROVIDERS BE LIABLE FOR ANY DAMAGES, COSTS, EXPENSES, LEGAL FEES, OR LOSSES (INCLUDING LOST INCOME OR LOST PROFIT AND OPPORTUNITY COSTS) IN CONNECTION WITH ANY USE OF THE CONTENT. A REFERENCE TO A PARTICULAR INVESTMENT OR SECURITY, A RATING OR ANY OBSERVATION CONCERNING AN INVESTMENT THAT IS PART OF THE CONTENT IS NOT A RECOMMENDATION TO BUY, SELL OR HOLD SUCH INVESTMENT OR SECURITY, DOES NOT ADDRESS THE SUITABILITY OF AN INVESTMENT OR SECURITY AND SHOULD NOT BE RELIED ON AS INVESTMENT ADVICE. CREDIT RATINGS ARE STATEMENTS OF OPINIONS AND ARE NOT STATEMENTS OF FACT.

**PERFORMANCE:**

PERFORMANCE INFORMATION IS PROVIDED FOR THE SOLE USE OF THE INDIVIDUAL(S) IT IS PRESENTED TO. PERFORMANCE RESULTS CONTAINED IN THIS STATEMENT REFLECTS TRADING IN YOUR ACCOUNT(S) AND IS FOR INFORMATIONAL PURPOSES ONLY. RETURNS ARE CALCULATED USING A THIRD-PARTY VENDOR, SEI. PERFORMANCE INFORMATION MAY NOT REFLECT PERFORMANCE OF ALL ASSETS REFLECTED ON THIS STATEMENT AS SOME ASSETS MAY NOT BE SUBJECT TO OUR DISCRETIONARY AUTHORITY REGARDING INVESTMENT DECISIONS AND MAY BE EXCLUDED FROM THE INVESTMENT PERFORMANCE CALCULATIONS. FACTORS IMPACTING THE RETURNS INCLUDE INDIVIDUAL CLIENT RISK TOLERANCE,

**Information (continued)**

RESTRICTIONS A CLIENT MAY PLACE ON THE ACCOUNT, INVESTMENT OBJECTIVES, CHOICE OF BROKER/DEALER OR CUSTODIANS, AS WELL AS OTHER FACTORS. YOUR ACCOUNT(S) PERFORMANCE MAY DIFFER FROM THAT OF OTHER CLIENTS DUE TO, AMONG OTHER THINGS, COMMISSION, TIMING OF ORDER ENTRY, OR THE MANNER IN WHICH THE TRADES WERE EXECUTED. THE INFORMATION PRESENTED HAS BEEN OBTAINED FROM SOURCES BELIEVED TO BE ACCURATE AND RELIABLE. REGIONS CANNOT GUARANTEE THE ACCURACY OR COMPLETENESS OF SUCH INFORMATION AND ASSUMES NO LIABILITY FOR DAMAGES RESULTING FROM OR ARISING OUT OF THE USE OF SUCH INFORMATION. FOR PRIVATE WEALTH AND INSTITUTIONAL SERVICES ACCOUNTS PERFORMANCE IS PRESENTED AS NET OF FEES PERFORMANCE, THEREBY FEES (AND TRADING COMMISSIONS) ARE REFLECTED IN THE DATA. THE FEE SCHEDULE IS DESCRIBED IN YOUR INVESTMENT MANAGEMENT CONTRACT.

PAST PERFORMANCE IS NOT INDICATIVE OF FUTURE RETURNS. CURRENT PERFORMANCE MAY BE LOWER OR HIGHER THAN THE PERFORMANCE DATA PRESENTED. THE INVESTMENT RETURN AND PRINCIPAL VALUE OF AN INVESTMENT WILL FLUCTUATE SO THAT, WHEN REDEEMED, IT MAY BE WORTH MORE OR LESS THAN THE ORIGINAL VALUE. IT SHOULD NOT BE ASSUMED THAT RECOMMENDATIONS MADE IN THE FUTURE WILL BE PROFITABLE OR WILL EQUAL THE PERFORMANCE OF THE SECURITIES PRESENTED HEREIN. SECURITIES ARE NOT FDIC INSURANCE, HAVE NO BANK GUARANTEE, AND MAY LOSE VALUE.

**TRADE ERROR CORRECTION:**

FROM TIME TO TIME ERRORS MAY OCCUR IN THE EXECUTION OF TRADES FOR YOUR ACCOUNT. WHEN RESPONSIBLE FOR SUCH AN ERROR, REGIONS WILL NOTIFY YOU AND WILL CORRECT ANY ERROR AS SOON AS ADMINISTRATIVELY FEASIBLE BY ADDRESSING ANY LOSSES AND PUTTING YOUR ACCOUNT INTO THE SAME POSITION AS IF THE ERROR HAD NOT OCCURRED. WHERE ADMINISTRATIVELY FEASIBLE, ANY GAINS RESULTING FROM THE ERROR MAY BE RETAINED IN YOUR ACCOUNT. TRADING ERRORS WILL NOT OTHERWISE BE REFLECTED IN YOUR STATEMENT IF CORRECTED WITHIN 30 DAYS OR WITHIN THE SAME MONTHLY STATEMENT CYCLE.

# Account Statement

June 1, 2024 - June 30, 2024

**CITY OF DORAL - GENERAL FUND**



## Your Relationship Team

Relationship Consultant: JANET H RICARDO 904 565 7973 janet.ricardo@regions.com

## Accounts Included In This Statement

██████████ CITY OF DORAL - GENERAL FUND

**ELIZA RASSI**  
8401 NW 53RD TERRACE  
DORAL, FL 33166  
United States

This page intentionally left blank.

**Table of Contents**

<b>Schedules</b>	<b>Page</b>
Balance Sheet.....	5
Overview of Your Account.....	6
Portfolio Analysis.....	7
Portfolio Holdings.....	8
Purchases.....	28
Realized Gains and Losses.....	31
Contributions and Receipts.....	53
Distributions and Disbursements.....	54
Fees and Expenses.....	55
Income Received.....	56
Other Income and Capital Gain Distributions.....	65
Security Transactions.....	66
Income Accrual.....	67
Information.....	83

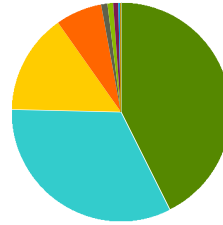
This page intentionally left blank.

**Balance Sheet on June 30, 2024**

	As of May 31, 2024		As of June 30, 2024		% of Account
	Market Value	Cost Basis	Market Value	Cost Basis	
<b>Cash and Equivalents</b>					
Cash Equivalents	371,024.31	371,024.31	45,926.91	45,926.91	0.07%
Accrued Income	616,587.11	616,587.11	653,917.14	653,917.14	0.92%
<b>Total Cash and Equivalents</b>	<b>\$987,611.42</b>	<b>\$987,611.42</b>	<b>\$699,844.05</b>	<b>\$699,844.05</b>	<b>0.99%</b>
<b>Fixed Income</b>					
US Government	29,804,416.10	30,123,230.46	30,099,192.35	30,331,128.90	42.62%
Agency MBS	630,695.23	690,932.83	620,988.76	677,177.33	0.88%
CMO	614,171.35	647,074.52	536,097.67	564,066.87	0.76%
CMBS	4,307,646.99	4,313,461.59	4,799,232.09	4,784,266.55	6.79%
Consumer ABS	10,635,473.39	10,742,824.87	10,448,757.61	10,537,372.53	14.79%
Commercial ABS	243,673.93	247,937.88	237,620.94	240,993.39	0.34%
US Credit	23,022,125.83	23,118,986.80	23,190,726.79	23,168,882.30	32.83%
<b>Total Fixed Income</b>	<b>\$69,258,202.82</b>	<b>\$69,884,448.95</b>	<b>\$69,932,616.21</b>	<b>\$70,303,887.87</b>	<b>99.01%</b>
	<b>\$70,245,814.24</b>	<b>\$70,872,060.37</b>	<b>\$70,632,460.26</b>	<b>\$71,003,731.92</b>	<b>100.00%</b>

**Overview of Your Account - [REDACTED] CITY OF DORAL - GENERAL FUND**
**Investment Objective Directed Retention of Assets**
**Asset allocation on June 30, 2024**

	Market value (\$)	Percent
■ US Government	30,099,192.35	42%
■ US Credit	23,190,726.79	33%
■ Consumer ABS	10,448,757.61	15%
■ CMBS	4,799,232.09	7%
■ Accrued Income	653,917.14	1%
■ Agency MBS	620,988.76	1%
■ CMO	536,097.67	1%
■ Commercial ABS	237,620.94	0%
■ Other	45,926.91	0%
<b>Total of your account</b>	<b>\$70,632,460.26</b>	<b>100%</b>



Only the top 8 holding sectors are represented.

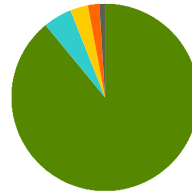
**Activity Summary**

	This Period	Year to Date
Beginning Market Value	70,245,814.24	67,802,995.96
Contributions/Receipts	7,375.56	125,847.44
Distributions/Disbursements	-7,375.56	-125,847.44
Fees/Expenses	0.00	-47.59
Dividends	1,705.14	14,276.09
Interest	204,925.43	1,753,320.33
Other Income/Capital Gain Distributions	0.00	0.00
Security Transactions	0.00	0.00
Realized Gain/Loss	-29,769.49	-746,026.67
Net Interest Bought & Sold	7,343.76	110,554.97
Change in Accrual	37,330.03	186,137.42
Cost Adjustments	39.48	339.25
Net Change in Unrealized Gain/Loss	165,071.67	1,510,910.50
<b>Market Value on Jun 30, 2024</b>	<b>\$70,632,460.26</b>	<b>\$70,632,460.26</b>

Portfolio Analysis - ██████████ CITY OF DORAL - GENERAL FUND

Geographic Concentration

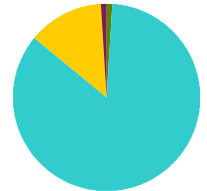
	Market Value (\$)	Percent
■ US	62,410,897.45	89%
■ Europe Ex UK	3,461,031.47	5%
■ Canada	2,270,585.20	3%
■ Asia Ex Japan	1,676,297.00	2%
■ Japan	496,986.07	1%
■ UK	316,663.07	0%
<b>Total of Your Portfolio</b>	<b>\$70,632,460.26</b>	<b>100%</b>



The data in the quadrant above represents the concentration of assets in your portfolio by geographic region. Source: Bloomberg, Extel, ICE

Bond Maturity

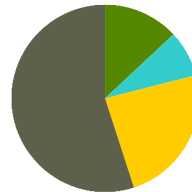
	Market Value (\$)	Percent
■ Less than 1 Year	618,024.25	1%
■ 1 to 3 Years	58,938,192.56	85%
■ 3 to 5 Years	9,219,312.97	13%
■ 7 to 10 Years	330,426.98	0%
■ 10 to 15 Years	302,807.13	0%
■ 15 to 20 Years	62,443.10	0%
■ Over 30 Years	461,409.22	1%
<b>Total of Your Portfolio</b>	<b>\$69,932,616.21</b>	<b>100%</b>



The data in the quadrant above represents the concentration of bonds in your portfolio by maturity date. Source: Bloomberg, Extel, ICE

Bond Quality Ratings

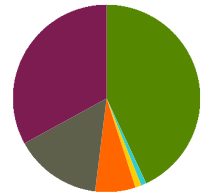
	Market Value (\$)	Percent
■ AAA	8,956,910.07	13%
■ AA	5,845,428.65	8%
■ A	16,889,818.61	24%
■ BBB	293,432.95	0%
■ All Others	37,947,025.93	55%
<b>Total of Your Portfolio</b>	<b>\$69,932,616.21</b>	<b>100%</b>



The data in the quadrant above represents the concentration of bonds in your portfolio by S&P credit rating. Source: ICE

Fixed Income Sector Analysis

	Market Value (\$)	Percent
■ US Government	30,099,192.35	43%
■ Agency MBS	620,988.76	1%
■ CMO	536,097.67	1%
■ CMBS	4,799,232.09	7%
■ Consumer ABS	10,448,757.61	15%
■ Commercial ABS	237,620.94	0%
■ US Credit	23,190,726.79	33%
<b>Total of Your Portfolio</b>	<b>\$69,932,616.21</b>	<b>100%</b>



The data in the quadrant above represents the concentration of bonds in your portfolio by fixed income sector. Source: RIM Fixed Income Investment

**Portfolio Holdings on June 30, 2024**

	Number of shares	Share price	Market Value	Accrued Income	Cost Basis / Unrealized G/L	Est. Ann. Inc. /Yield at Market	% of Account
<b>Cash and Equivalents</b>							
<i>Cash Equivalents</i>							
Fidelity Government Portfolio (CUSIP:316175108)	45,926.91	1.00	45,926.91	1,846.97	45,926.91 0.00	2,430.91 5.29%	0.07%
<b>Total Cash Equivalents</b>			<b>\$45,926.91</b>	<b>\$1,846.97</b>	<b>\$45,926.91</b> <b>\$0.00</b>	<b>\$2,430.91</b> <b>5.29%</b>	<b>0.07%</b>
<i>Accrued Income</i>							
Ending Accrual	0.00	1.00	653,917.14	0.00	653,917.14 0.00	0.00	0.92%
<b>Total Accrued Income</b>			<b>\$653,917.14</b>	<b>\$0.00</b>	<b>\$653,917.14</b> <b>\$0.00</b>	<b>\$0.00</b>	<b>0.92%</b>
<b>Total Cash and Equivalents</b>			<b>\$699,844.05</b>	<b>\$1,846.97</b>	<b>\$699,844.05</b> <b>\$0.00</b>	<b>\$2,430.91</b> <b>0.35%</b>	<b>0.99%</b>
<b>Fixed Income</b>							
<i>US Government</i>							
United States Treasury Note/Bond 3.125% 15 Aug 2025 (CUSIP:91282CFE6)	200,000.00	97.902	195,804.00	2,352.34	197,664.06 -1,860.06	6,250.00 3.19%	0.28%
United States Treasury Note/Bond 3.625% 15 May 2026 (CUSIP:91282CHB0)	3,025,000.00	97.961	2,963,320.25	14,005.02	2,994,159.18 -30,838.93	109,656.24 3.70%	4.20%
United States Treasury Note/Bond 3.75% 15 Apr 2026 (CUSIP:91282CGV7)	2,560,000.00	98.211	2,514,201.60	20,196.71	2,550,969.72 -36,768.12	96,000.01 3.82%	3.56%
United States Treasury Note/Bond 3.875% 15 Jan 2026 (CUSIP:91282CGE5)	1,820,000.00	98.496	1,792,627.20	32,550.01	1,815,521.09 -22,893.89	70,525.00 3.93%	2.54%
United States Treasury Note/Bond 4.125% 15 Feb 2027 (CUSIP:91282CKA8)	2,080,000.00	98.852	2,056,121.60	32,292.85	2,067,812.50 -11,690.90	85,800.00 4.17%	2.91%

**Portfolio Holdings on June 30, 2024 (continued)**

	Number of shares	Share price	Market Value	Accrued Income	Cost Basis / Unrealized G/L	Est. Ann. Inc. /Yield at Market	% of Account
<i>US Government (continued)</i>							
United States Treasury Note/Bond 4.125% 15 Jun 2026 (CUSIP:91282CHH7)	780,000.00	98.852	771,045.60	1,406.56	774,607.03 -3,561.43	32,175.00 4.17%	1.09%
United States Treasury Note/Bond 4% 15 Dec 2025 (CUSIP:91282CGA3)	1,370,000.00	98.711	1,352,340.70	2,395.62	1,363,042.97 -10,702.27	54,800.00 4.05%	1.91%
United States Treasury Note/Bond 4% 15 Feb 2026 (CUSIP:91282CGL9)	2,200,000.00	98.648	2,170,256.00	33,120.89	2,170,852.15 -596.15	88,000.00 4.05%	3.07%
United States Treasury Note/Bond 4% 15 Jan 2027 (CUSIP:91282CJT9)	1,210,000.00	98.547	1,192,418.70	22,338.46	1,211,181.64 -18,762.94	48,400.00 4.06%	1.69%
United States Treasury Note/Bond 4.25% 15 Mar 2027 (CUSIP:91282CKE0)	500,000.00	99.199	495,995.00	6,236.42	496,425.78 -430.78	21,250.00 4.28%	0.70%
United States Treasury Note/Bond 4.25% 15 Oct 2025 (CUSIP:91282CFP1)	1,405,000.00	99.063	1,391,835.15	12,562.47	1,395,365.43 -3,530.28	59,712.50 4.29%	1.97%
United States Treasury Note/Bond 4.375% 15 Aug 2026 (CUSIP:91282CHU8)	1,070,000.00	99.344	1,062,980.80	17,618.99	1,059,801.56 3,179.24	46,812.51 4.40%	1.50%
United States Treasury Note/Bond 4.375% 15 Dec 2026 (CUSIP:91282CJP7)	3,695,000.00	99.426	3,673,790.70	7,066.95	3,723,434.18 -49,643.48	161,656.23 4.40%	5.21%
United States Treasury Note/Bond 4.5% 15 Apr 2027 (CUSIP:91282CKJ9)	1,200,000.00	99.852	1,198,224.00	11,360.65	1,191,421.88 6,802.12	54,000.00 4.51%	1.70%
United States Treasury Note/Bond 4.5% 15 Jul 2026 (CUSIP:91282CHM6)	1,265,000.00	99.57	1,259,560.50	26,273.08	1,262,628.12 -3,067.62	56,925.01 4.52%	1.78%

**Portfolio Holdings on June 30, 2024 (continued)**

	Number of shares	Share price	Market Value	Accrued Income	Cost Basis / Unrealized G/L	Est. Ann. Inc. /Yield at Market	% of Account
<b>US Government (continued)</b>							
United States Treasury Note/Bond 4.5% 15 May 2027 (CUSIP:91282CKR1)	1,000,000.00	99.867	998,670.00	5,747.28	998,554.69 115.31	45,000.00 4.51%	1.41%
United States Treasury Note/Bond 4.5% 15 Nov 2025 (CUSIP:91282CFW6)	2,150,000.00	99.395	2,136,992.50	12,356.65	2,172,087.89 -35,095.39	96,750.01 4.53%	3.03%
United States Treasury Note/Bond 4.625% 15 Nov 2026 (CUSIP:91282CJK8)	1,695,000.00	99.953	1,694,203.35	10,012.25	1,708,970.51 -14,767.16	78,393.75 4.63%	2.40%
United States Treasury Note/Bond 4.625% 15 Oct 2026 (CUSIP:91282CJC6)	870,000.00	99.91	869,217.00	8,465.27	868,844.53 372.47	40,237.50 4.63%	1.23%
United States Treasury Note/Bond 4.625% 15 Sep 2026 (CUSIP:91282CHY0)	310,000.00	99.867	309,587.70	4,207.74	307,783.99 1,803.71	14,337.50 4.63%	0.44%
<b>Total US Government</b>			<b>\$30,099,192.35</b>	<b>\$282,566.21</b>	<b>\$30,331,128.90</b> <b>-\$231,936.55</b>	<b>\$1,266,681.26</b> <b>4.21%</b>	<b>42.62%</b>
<b>Agency MBS</b>							
Fannie Mae Pool FN 885671 6.5% 01 Oct 2036 (CUSIP:31410C6G2)	1,055.04	102.292	1,079.22	5.71	1,055.04 24.18	68.58 6.35%	0.00%
Fannie Mae Pool FN 899203 6.5% 01 Oct 2036 (CUSIP:31410WAC2)	11,459.17	103.854	11,900.81	62.07	11,459.17 441.64	744.85 6.26%	0.02%
Fannie Mae Pool FN 899273 6.5% 01 Nov 2036 (CUSIP:31410WCJ5)	5,726.10	101.898	5,834.78	31.02	5,725.65 109.13	372.20 6.38%	0.01%
Fannie Mae Pool FN 946318 6.5% 01 Sep 2037 (CUSIP:31413HYP7)	397.89	102.617	408.30	2.16	397.89 10.41	25.86 6.33%	0.00%

**Portfolio Holdings on June 30, 2024 (continued)**

	Number of shares	Share price	Market Value	Accrued Income	Cost Basis / Unrealized G/L	Est. Ann. Inc. /Yield at Market	% of Account
<b>Agency MBS (continued)</b>							
Fannie Mae Pool FN 956412 6.5% 01 Nov 2037 (CUSIP:31413VAM9)	2,184.82	102.949	2,249.25	11.83	2,184.82 64.43	142.01 6.31%	0.00%
Fannie Mae Pool FN BM4614 3% 01 Mar 2033 (CUSIP:3140J9DU2)	132,565.17	94.755	125,612.13	331.41	141,264.77 -15,652.64	3,976.96 3.17%	0.18%
Fannie Mae Pool FN FM4174 3% 01 Nov 2032 (CUSIP:3140X7T82)	212,399.64	96.429	204,814.85	531.00	225,243.19 -20,428.34	6,371.99 3.11%	0.28%
Fannie Mae Pool FN FM5616 3% 01 Dec 2034 (CUSIP:3140X9G25)	174,706.95	93.483	163,321.30	436.77	184,779.91 -21,458.61	5,241.21 3.21%	0.23%
Ginnie Mae II Pool G2 4117 7% 20 Apr 2038 (CUSIP:36202ESE0)	11,523.06	102.686	11,832.57	67.22	11,523.06 309.51	806.61 6.82%	0.02%
Ginnie Mae II Pool G2 4262 7% 20 Oct 2038 (CUSIP:36202EWX3)	5,205.86	100.864	5,250.84	30.37	5,205.86 44.98	364.41 6.94%	0.01%
Ginnie Mae I Pool GN 662584 6.5% 15 Sep 2037 (CUSIP:36294XCV6)	11,726.64	102.639	12,036.11	63.52	11,726.64 309.47	762.23 6.33%	0.02%
Ginnie Mae I Pool GN 668892 7.5% 15 Jun 2037 (CUSIP:36295FC51)	72,399.17	99.887	72,317.36	452.49	72,399.17 -81.81	5,429.94 7.51%	0.10%
Ginnie Mae I Pool GN 677536 6.5% 15 Nov 2037 (CUSIP:36295QV56)	4,212.16	102.827	4,331.24	22.82	4,212.16 119.08	273.79 6.32%	0.01%
<b>Total Agency MBS</b>			<b>\$620,988.76</b>	<b>\$2,048.39</b>	<b>\$677,177.33</b> <b>-\$56,188.57</b>	<b>\$24,580.64</b> <b>3.96%</b>	<b>0.88%</b>

**Portfolio Holdings on June 30, 2024 (continued)**

	Number of shares	Share price	Market Value	Accrued Income	Cost Basis / Unrealized G/L	Est. Ann. Inc. /Yield at Market	% of Account
<b>CMO</b>							
Freddie Mac REMICS FHR 3842 PH 4% 15 Apr 2041 (CUSIP:3137A9QP4)	64,696.39	96.5171	62,443.10	215.65	69,402.04 -6,958.94	2,587.86 4.14%	0.09%
Government National Mortgage Association GNR 2008-82 A 6% 20 Sep 2038 (CUSIP:38375YEK4)	12,177.73	100.5553	12,245.35	60.89	12,177.73 67.62	730.66 5.97%	0.02%
Government National Mortgage Association GNR 2014-H19 HA 3% 20 Sep 2064 (CUSIP:38375UPV6)	86,792.12	97.7009	84,796.67	216.98	92,146.20 -7,349.53	2,603.76 3.07%	0.12%
Government National Mortgage Association GNR 2019-H12 JA 2.5% 20 Jul 2069 (CUSIP:38380LXE8)	176,071.11	97.2939	171,306.36	366.81	176,999.62 -5,693.26	4,401.78 2.57%	0.24%
Government National Mortgage Association GNR 2020-H02 DA 2.25% 20 Dec 2069 (CUSIP:38380LV67)	212,420.25	96.651	205,306.19	398.29	213,341.28 -8,035.09	4,779.46 2.33%	0.29%
<b>Total CMO</b>			<b>\$536,097.67</b>	<b>\$1,258.62</b>	<b>\$564,066.87</b> <b>-\$27,969.20</b>	<b>\$15,103.52</b> <b>2.82%</b>	<b>0.76%</b>
<b>CMBS</b>							
BMW Vehicle Owner Trust 2024-A BMWOT 2024-A A3 5.18% 26 Feb 2029 (CUSIP:096919AD7)	295,000.00	100.0988	295,291.43	848.95	294,955.19 336.24	15,281.00 5.17%	0.42%
CarMax Auto Owner Trust 2021-4 CARMX 2021-4 A3 0.56% 15 Sep 2026 (CUSIP:14317JAD9)	71,805.23	97.3618	69,910.86	17.87	71,797.03 -1,886.17	402.11 0.58%	0.10%
CNH Equipment Trust 2023-A CNH 2023-A A3 4.81% 15 Aug 2028 (CUSIP:12664QAC8)	165,000.00	99.1768	163,641.75	352.73	164,972.20 -1,330.45	7,936.50 4.85%	0.23%

Portfolio Holdings on June 30, 2024 (continued)

	Number of shares	Share price	Market Value	Accrued Income	Cost Basis / Unrealized G/L	Est. Ann. Inc. /Yield at Market	% of Account
<i>CMBS (continued)</i>							
Daimler Trucks Retail Trust 2022-1 DTRT 2022-1 A3 5.23% 17 Feb 2026 (CUSIP:233869AC0)	220,619.77	99.7787	220,131.52	512.82	220,605.12 -473.60	11,538.41 5.24%	0.31%
Daimler Trucks Retail Trust 2024-1 DTRT 2024-1 A3 5.49% 15 Dec 2027 (CUSIP:233874AC0)	165,000.00	100.2889	165,476.65	402.60	164,985.35 491.30	9,058.50 5.47%	0.23%
Fannie Mae-Aces FNA 2016-M12 A2 Var 25 Sep 2026 (CUSIP:3136AUKX8)	359,457.96	94.7589	340,618.55	756.36	335,391.14 5,227.41	9,076.93 2.66%	0.48%
Ford Credit Auto Owner Trust 2022-A FORDO 2022-A A3 1.29% 15 Jun 2026 (CUSIP:345286AC2)	78,993.13	98.0943	77,487.78	45.29	78,983.75 -1,495.97	1,019.01 1.32%	0.11%
Freddie Mac Multifamily Structured Pass Through Certificates FHMS K052 A2 3.151% 25 Nov 2025 (CUSIP:3137BMTX4)	690,000.00	97.3208	671,513.38	1,811.82	669,192.19 2,321.19	21,741.90 3.24%	0.95%
Freddie Mac Multifamily Structured Pass Through Certificates FHMS K057 A2 2.57% 25 Jul 2026 (CUSIP:3137BRQJ7)	355,000.00	95.4902	338,990.25	760.29	330,122.27 8,867.98	9,123.50 2.69%	0.48%
Freddie Mac Multifamily Structured Pass Through Certificates FHMS K067 A2 3.194% 25 Jul 2027 (CUSIP:3137FAWS3)	370,000.00	95.1517	352,061.36	984.82	353,003.13 -941.77	11,817.80 3.36%	0.50%
Freddie Mac Multifamily Structured Pass Through Certificates FHMS K092 A1 3.125% 25 Oct 2028 (CUSIP:3137FLYU2)	283,411.25	96.0905	272,331.40	738.05	266,683.34 5,648.06	8,856.60 3.25%	0.39%
Freddie Mac Multifamily Structured Pass Through Certificates FHMS K736 A2 2.282% 25 Jul 2026 (CUSIP:3137FNWX4)	370,000.00	95.0691	351,755.56	703.62	343,305.08 8,450.48	8,443.40 2.40%	0.50%

**Portfolio Holdings on June 30, 2024 (continued)**

	Number of shares	Share price	Market Value	Accrued Income	Cost Basis / Unrealized G/L	Est. Ann. Inc. /Yield at Market	% of Account
<b>CMBS (continued)</b>							
GM Financial Consumer Automobile Receivables Trust 2022-1 GMCAR 2022-1 A3 1.26% 16 Nov 2026 (CUSIP:380146AC4)	80,372.26	97.7847	78,591.76	42.20	80,365.28 -1,773.52	1,012.69 1.29%	0.11%
GM Financial Consumer Automobile Receivables Trust 2022-2 GMCAR 2022-2 A3 3.1% 16 Feb 2027 (CUSIP:362585AC5)	127,478.04	98.4201	125,464.01	164.66	127,451.40 -1,987.39	3,951.82 3.15%	0.18%
John Deere Owner Trust 2022-C JDOT 2022-C A3 5.09% 15 Jun 2027 (CUSIP:47800BAC2)	400,000.00	99.6429	398,571.64	904.89	399,968.96 -1,397.32	20,360.00 5.11%	0.56%
John Deere Owner Trust 2024-B JDOT 2024-B A3 5.2% 15 Mar 2029 (CUSIP:47786WAD2)	245,000.00	100.309	245,756.93	460.06	244,952.10 804.83	12,740.00 5.18%	0.35%
Kubota Credit Owner Trust 2021-2 KCOT 2021-2A A3 0.56% 17 Nov 2025 (CUSIP:50117XAE2)	61,019.64	98.4259	60,059.15	15.19	61,017.35 -958.20	341.71 0.57%	0.09%
Kubota Credit Owner Trust 2022-1 KCOT 2022-1A A3 2.67% 15 Oct 2026 (CUSIP:50117EAC8)	226,559.03	98.0006	222,029.10	268.85	226,526.64 -4,497.54	6,049.13 2.72%	0.31%
Kubota Credit Owner Trust 2024-1 KCOT 2024-1A A3 5.19% 17 Jul 2028 (CUSIP:50117BAC4)	170,000.00	99.7347	169,549.01	392.13	169,993.35 -444.34	8,823.00 5.20%	0.24%
Kubota Credit Owner Trust 2024-2 KCOT 2024-2A A3 5.26% 15 Nov 2028 (CUSIP:50117DAC0)	180,000.00	100.00	180,000.00	157.80	179,995.68 4.32	9,468.00 5.26%	0.25%
<b>Total CMBS</b>			<b>\$4,799,232.09</b>	<b>\$10,341.00</b>	<b>\$4,784,266.55</b> <b>\$14,965.54</b>	<b>\$177,042.01</b> <b>3.69%</b>	<b>6.79%</b>

**Portfolio Holdings on June 30, 2024 (continued)**

	Number of shares	Share price	Market Value	Accrued Income	Cost Basis / Unrealized G/L	Est. Ann. Inc. /Yield at Market	% of Account
<b>Consumer ABS</b>							
Ally Auto Receivables Trust 2022-1 ALLYA 2022-1 A3 3.31% 15 Nov 2026 (CUSIP:02008JACO)	267,393.25	98.8687	264,368.20	393.36	267,341.48 -2,973.28	8,850.72 3.35%	0.37%
Ally Auto Receivables Trust 2024-1 ALLYA 2024-1 A3 5.08% 15 Dec 2028 (CUSIP:02008FAC8)	240,000.00	99.7536	239,408.57	541.87	239,965.15 -556.58	12,192.00 5.09%	0.34%
American Express Credit Account Master Trust AMXCA 2022-2 A 3.39% 15 May 2027 (CUSIP:02582JJT8)	515,000.00	98.21	505,781.50	775.94	514,886.08 -9,104.58	17,458.50 3.45%	0.72%
Bank of America Auto Trust 2023-1 BAAT 2023-1A A3 5.53% 15 Feb 2028 (CUSIP:06428AAC2)	265,000.00	100.2037	265,539.86	651.31	264,989.96 549.90	14,654.50 5.52%	0.38%
Bank of America Auto Trust 5.74% 15 Jun 2028 (CUSIP:06054YAC1)	395,000.00	100.7673	398,030.91	1,007.69	394,992.85 3,038.06	22,673.00 5.70%	0.56%
BMW Vehicle Owner Trust 2022-A BMWOT 2022-A A3 3.21% 25 Aug 2026 (CUSIP:05602RAD3)	118,221.32	98.6629	116,640.58	63.25	118,215.17 -1,574.59	3,794.90 3.25%	0.17%
BMW Vehicle Owner Trust 2023-A BMWOT 2023-A A3 5.47% 25 Feb 2028 (CUSIP:05592XAD2)	120,000.00	100.3133	120,376.01	109.40	119,978.74 397.27	6,564.00 5.45%	0.17%
Capital One Multi-Asset Execution Trust COMET 2022-A2 A 3.49% 15 May 2027 (CUSIP:14041NGA3)	475,000.00	98.2929	466,891.13	736.78	474,924.10 -8,032.97	16,577.50 3.55%	0.66%
Capital One Prime Auto Receivables Trust 2022-1 COPAR 2022-1 A3 3.17% 15 Apr 2027 (CUSIP:14043QAC6)	170,264.44	98.1903	167,183.10	239.88	170,227.23 -3,044.13	5,397.38 3.23%	0.24%

**Portfolio Holdings on June 30, 2024 (continued)**

	Number of shares	Share price	Market Value	Accrued Income	Cost Basis / Unrealized G/L	Est. Ann. Inc. /Yield at Market	% of Account
<b>Consumer ABS (continued)</b>							
Capital One Prime Auto Receivables Trust 2022-2 COPAR 2022-2 A3 3.66% 17 May 2027 (CUSIP:14043GAD6)	205,000.00	98.4265	201,774.33	333.47	204,985.32 -3,210.99	7,503.00 3.72%	0.29%
CarMax Auto Owner Trust 2021-1 CARMX 2021-1 A3 0.34% 15 Dec 2025 (CUSIP:14316NAC3)	44,350.78	99.3866	44,078.75	6.70	44,342.02 -263.27	150.79 0.34%	0.06%
CarMax Auto Owner Trust 2021-3 CARMX 2021-3 A3 0.55% 15 Jun 2026 (CUSIP:14317DAC4)	142,655.75	97.8573	139,599.05	34.87	142,632.28 -3,033.23	784.61 0.56%	0.20%
CarMax Auto Owner Trust 2022-2 CARMX 2022-2 A3 3.49% 16 Feb 2027 (CUSIP:14317HAC5)	183,919.54	98.5784	181,304.92	285.28	183,891.56 -2,586.64	6,418.79 3.54%	0.26%
CarMax Auto Owner Trust 2022-4 CARMX 2022-4 A3 5.34% 16 Aug 2027 (CUSIP:14318UAD3)	550,000.00	99.8081	548,944.77	1,305.33	549,871.03 -926.26	29,370.00 5.35%	0.78%
Chase Auto Owner Trust 2024-1 CHAOT 2024-1A A3 5.13% 25 May 2029 (CUSIP:16144BAC2)	130,000.00	99.9291	129,907.80	111.15	129,991.34 -83.54	6,669.00 5.13%	0.18%
Chase Issuance Trust CHAIT 2022-A1 A 3.97% 15 Sep 2027 (CUSIP:161571HS6)	200,000.00	98.368	196,736.00	352.89	199,966.62 -3,230.62	7,940.00 4.04%	0.28%
Chase Issuance Trust CHAIT 2023-A1 A 5.16% 15 Sep 2028 (CUSIP:161571HT4)	405,000.00	100.2553	406,033.88	928.80	404,887.73 1,146.15	20,898.00 5.15%	0.57%
CNH Equipment Trust 2022-A CNH 2022-A A3 2.94% 15 Jul 2027 (CUSIP:12660DAC1)	165,210.19	97.862	161,677.93	215.88	165,197.98 -3,520.05	4,857.18 3.00%	0.23%
Discover Card Execution Note Trust DCENT 2022-A2 A 3.32% 15 May 2027 (CUSIP:254683CS2)	480,000.00	98.1513	471,126.38	708.27	479,960.98 -8,834.60	15,936.00 3.38%	0.67%

## Portfolio Holdings on June 30, 2024 (continued)

	Number of shares	Share price	Market Value	Accrued Income	Cost Basis / Unrealized G/L	Est. Ann. Inc. /Yield at Market	% of Account
<i>Consumer ABS (continued)</i>							
Discover Card Execution Note Trust DCENT 2022-A3 A3 3.56% 15 Jul 2027 (CUSIP:254683CW3)	420,000.00	98.1305	412,148.27	664.53	419,947.88 -7,799.61	14,952.00 3.63%	0.58%
Fifth Third Auto Trust 2023-1 FITAT 2023-1 A3 5.53% 15 Aug 2028 (CUSIP:31680EAD3)	475,000.00	100.2534	476,203.79	1,167.45	474,970.55 1,233.24	26,267.50 5.52%	0.67%
Ford Credit Auto Owner Trust 2023-A FORDO 2023-A A3 4.65% 15 Feb 2028 (CUSIP:344928AD8)	175,000.00	99.0668	173,366.85	361.67	174,981.75 -1,614.90	8,137.50 4.69%	0.25%
GM Financial Consumer Automobile Receivables Trust 2023-2 GMCAR 2023-2 A3 4.47% 16 Feb 2028 (CUSIP:362583AD8)	185,000.00	98.8965	182,958.51	344.56	184,994.91 -2,036.40	8,269.50 4.52%	0.26%
GM Financial Consumer Automobile Receivables Trust 2024-1 GMCAR 2024-1 A3 4.85% 18 Dec 2028 (CUSIP:36268GAD7)	65,000.00	99.3929	64,605.39	131.35	64,986.93 -381.54	3,152.50 4.88%	0.09%
Harley-Davidson Motorcycle Trust 2022-A HDMOT 2022-A A3 3.06% 15 Feb 2027 (CUSIP:41284YAD8)	152,267.08	98.6649	150,234.15	207.08	152,241.73 -2,007.58	4,659.37 3.10%	0.21%
Honda Auto Receivables 2021-3 Owner Trust HAROT 2021-3 A3 0.41% 18 Nov 2025 (CUSIP:43815EAC8)	71,817.10	98.5138	70,749.77	10.63	71,816.05 -1,066.28	294.45 0.42%	0.10%
Honda Auto Receivables 2021-4 Owner Trust HAROT 2021-4 A3 0.88% 21 Jan 2026 (CUSIP:43815GAC3)	77,917.18	97.9653	76,331.81	19.05	77,900.76 -1,568.95	685.67 0.90%	0.11%

**Portfolio Holdings on June 30, 2024 (continued)**

	Number of shares	Share price	Market Value	Accrued Income	Cost Basis / Unrealized G/L	Est. Ann. Inc. /Yield at Market	% of Account
<i>Consumer ABS (continued)</i>							
Honda Auto Receivables 2022-1 Owner Trust HAROT 2022-1 A3 1.88% 15 May 2026 (CUSIP:43815BAC4)	201,237.69	98.1071	197,428.54	0.01	201,207.43 -3,778.89	0.20 0.00%	0.28%
Honda Auto Receivables 2023-2 Owner Trust HAROT 2023-2 A3 4.93% 15 Nov 2027 (CUSIP:437927AC0)	225,000.00	99.4331	223,724.54	493.00	224,963.55 -1,239.01	11,092.50 4.96%	0.32%
Huntington Auto Trust 5.23% 16 Jan 2029 (CUSIP:446144AE7)	155,000.00	99.7176	154,562.25	360.29	154,994.23 -431.98	8,106.50 5.24%	0.22%
Hyundai Auto Receivables Trust 2022-A HART 2022-A A3 2.22% 15 Oct 2026 (CUSIP:448977AD0)	241,989.09	98.1875	237,602.97	238.76	241,979.78 -4,376.81	5,372.16 2.26%	0.34%
Hyundai Auto Receivables Trust 2023-B HART 2023-B A3 5.48% 17 Apr 2028 (CUSIP:44933XAD9)	150,000.00	100.2856	150,428.37	365.33	149,993.49 434.88	8,220.00 5.46%	0.21%
John Deere Owner Trust 2022 JDOT 2022-A A3 2.32% 15 Sep 2026 (CUSIP:47787JAC2)	144,370.37	98.0329	141,530.42	148.86	144,338.43 -2,808.01	3,349.39 2.37%	0.20%
John Deere Owner Trust 2023-B JDOT 2023-B A3 5.18% 15 Mar 2028 (CUSIP:477920AC6)	155,000.00	99.7789	154,657.23	356.84	154,974.15 -316.92	8,029.00 5.19%	0.22%
John Deere Owner Trust 2023 JDOT 2023-A A3 5.01% 15 Nov 2027 (CUSIP:47800CAC0)	140,000.00	99.5439	139,361.50	311.73	139,974.49 -612.99	7,014.00 5.03%	0.20%
John Deere Owner Trust 2024 JDOT 2024-A A3 4.96% 15 Nov 2028 (CUSIP:47800RAD5)	125,000.00	99.6065	124,508.09	275.56	124,993.00 -484.91	6,200.00 4.98%	0.18%

**Portfolio Holdings on June 30, 2024 (continued)**

	Number of shares	Share price	Market Value	Accrued Income	Cost Basis / Unrealized G/L	Est. Ann. Inc. /Yield at Market	% of Account
<i>Consumer ABS (continued)</i>							
Kubota Credit Owner Trust 2023-1 KCOT 2023-1A A3 5.02% 15 Jun 2027 (CUSIP:50117KAC4)	175,000.00	99.4544	174,045.20	390.44	174,972.61 -927.41	8,785.00 5.05%	0.25%
Kubota Credit Owner Trust 2023-2 KCOT 2023-2A A3 5.28% 18 Jan 2028 (CUSIP:500945AC4)	130,000.00	100.0422	130,054.85	305.07	129,967.16 87.69	6,864.00 5.28%	0.18%
Mercedes-Benz Auto Receivables Trust 2022-1 MBART 2022-1 A3 5.21% 16 Aug 2027 (CUSIP:58768PAC8)	575,000.00	99.8078	573,894.62	1,331.45	574,886.27 -991.65	29,957.50 5.22%	0.78%
Porsche Financial Auto Securitization Trust 2023-1 PFAST 2023-1A A3 4.81% 22 Sep 2028 (CUSIP:73328QAC8)	205,000.00	99.294	203,552.62	246.51	204,966.26 -1,413.64	9,860.50 4.84%	0.29%
Toyota Auto Receivables 2022-C Owner Trust TAOT 2022-C A3 3.76% 15 Apr 2027 (CUSIP:89231CAD9)	140,000.00	98.56	137,984.00	233.96	139,976.61 -1,992.61	5,264.00 3.81%	0.20%
Toyota Auto Receivables 2023-B Owner Trust TAOT 2023-B A3 4.71% 15 Feb 2028 (CUSIP:891941AD8)	240,000.00	98.9688	237,525.07	502.40	239,986.58 -2,461.51	11,304.00 4.76%	0.34%
Toyota Auto Receivables 2024-A Owner Trust TAOT 2024-A A3 4.83% 16 Oct 2028 (CUSIP:89238DAD0)	150,000.00	99.356	149,033.94	322.00	149,969.99 -936.05	7,245.00 4.86%	0.21%
Toyota Auto Receivables 4.63% 15 Sep 2027 (CUSIP:891940AC2)	215,000.00	99.1304	213,130.27	442.42	214,999.89 -1,869.62	9,954.50 4.67%	0.30%
Volkswagen Auto Lease Trust 2022-A VWALT 2022-A A3 3.44% 21 Jul 2025 (CUSIP:92868AAC9)	32,708.45	99.7649	32,631.56	34.38	32,705.85 -74.29	1,125.17 3.45%	0.05%

## Portfolio Holdings on June 30, 2024 (continued)

	Number of shares	Share price	Market Value	Accrued Income	Cost Basis / Unrealized G/L	Est. Ann. Inc. /Yield at Market	% of Account
<b>Consumer ABS (continued)</b>							
Volkswagen Auto Loan Enhanced Trust 2021-1 VALET 2021-1 A3 1.02% 22 Jun 2026 (CUSIP:92868KAC7)	94,484.41	98.1969	92,780.72	29.45	94,480.71 -1,699.99	963.74 1.04%	0.13%
World Omni Auto Receivables Trust 2024-A WOART 2024-A A3 4.86% 15 Mar 2029 (CUSIP:98164RAD8)	350,000.00	99.5196	348,318.64	756.00	349,953.87 -1,635.23	17,010.00 4.88%	0.49%
<b>Total Consumer ABS</b>			<b>\$10,448,757.61</b>	<b>\$18,852.90</b>	<b>\$10,537,372.53</b> <b>-\$88,614.92</b>	<b>\$440,825.52</b> <b>4.22%</b>	<b>14.79%</b>
<b>Commercial ABS</b>							
CNH Equipment Trust 2021-C CNH 2021-C A3 0.81% 15 Dec 2026 (CUSIP:12598LAC0)	91,039.41	97.3904	88,663.63	32.77	91,028.83 -2,365.20	737.42 0.83%	0.13%
CNH Equipment Trust 4.77% 15 Jun 2029 (CUSIP:18978FAC0)	150,000.00	99.3049	148,957.31	318.00	149,964.56 -1,007.25	7,155.00 4.80%	0.21%
<b>Total Commercial ABS</b>			<b>\$237,620.94</b>	<b>\$350.77</b>	<b>\$240,993.39</b> <b>-\$3,372.45</b>	<b>\$7,892.42</b> <b>3.32%</b>	<b>0.34%</b>
<b>US Credit</b>							
3M Co 2% 14 Feb 2025 (CUSIP:88579YBH3)	300,000.00	97.811	293,432.95	2,283.33	311,892.00 -18,459.05	6,000.00 2.04%	0.42%
Adobe Inc 4.85% 04 Apr 2027 (CUSIP:00724PAE9)	215,000.00	100.022	215,047.30	2,519.98	214,892.50 154.80	10,427.50 4.85%	0.30%
American Honda Finance 4.9% 12 Mar 2027 (CUSIP:02665WFD8)	230,000.00	99.6377	229,166.81	3,381.00	229,873.50 -706.69	11,270.00 4.92%	0.32%
American Honda Finance Corp 5.25% 07 Jul 2026 (CUSIP:02665WEK3)	220,000.00	100.1753	220,385.57	5,582.50	219,322.80 1,062.77	11,550.00 5.24%	0.31%

Portfolio Holdings on June 30, 2024 (continued)

	Number of shares	Share price	Market Value	Accrued Income	Cost Basis / Unrealized G/L	Est. Ann. Inc. /Yield at Market	% of Account
<i>US Credit (continued)</i>							
AstraZeneca Finance LLC 4.8 26 Feb 2027 (CUSIP:04636NAK9)	250,000.00	99.424	248,560.00	4,166.67	249,580.00 -1,020.00	12,000.00 4.83%	0.35%
Australia & New Zealand Banking Group Ltd/New York NY 4.75% 18 Jan 2027 (CUSIP:05253JAZ4)	525,000.00	99.488	522,312.00	11,291.14	525,000.00 -2,688.00	24,937.50 4.77%	0.74%
BA Credit Card Trust BACCT 2022-A1 A1 3.53% 15 Nov 2027 (CUSIP:05522RDE5)	165,000.00	98.2101	162,046.58	258.87	164,989.70 -2,943.12	5,824.50 3.59%	0.23%
Bank of America Corp Variable .981% 25 Sep 2025 (CUSIP:06051GJG5)	805,000.00	98.88	795,984.00	2,105.88	805,000.00 -9,016.00	7,897.05 0.99%	1.13%
Bank Of Montreal 5.92% 25 Sep 2025 (CUSIP:06368LWT9)	325,000.00	100.454	326,475.50	5,130.67	325,000.00 1,475.50	19,240.00 5.89%	0.46%
Bank of Nova Scotia/The 4.75% 02 Feb 2026 (CUSIP:06417XAN1)	500,000.00	98.951	494,755.00	9,829.86	492,345.00 2,410.00	23,750.00 4.80%	0.70%
Banque Fed Cred Mutuel 5.088% 23 Jan 2027 (CUSIP:06675FBC0)	500,000.00	99.49	497,450.00	11,165.34	500,000.00 -2,550.00	25,440.00 5.11%	0.70%
BMW US Capital LLC 4.9% 02 Apr 2027 (CUSIP:05565ECH6)	540,000.00	99.631	538,007.40	6,541.50	539,357.40 -1,350.00	26,460.00 4.92%	0.76%
BP Cap Markets America 5.017% 17 Nov 2027 (CUSIP:10373QBY5)	395,000.00	99.9033	394,618.12	2,422.10	395,000.00 -381.88	19,817.15 5.02%	0.56%
BPCE SA 5.203% 18 Jan 2027 (CUSIP:05571AAT2)	250,000.00	99.678	249,195.00	5,889.51	250,255.00 -1,060.00	13,007.50 5.22%	0.35%
Brighthouse Fin Gbl Fund 5.55% 09 Apr 2027 (CUSIP:10921U2J6)	310,000.00	99.618	308,815.80	3,823.33	309,907.00 -1,091.20	17,205.00 5.57%	0.44%

**Portfolio Holdings on June 30, 2024 (continued)**

	Number of shares	Share price	Market Value	Accrued Income	Cost Basis / Unrealized G/L	Est. Ann. Inc. /Yield at Market	% of Account
<i>US Credit (continued)</i>							
Bristol-Myers Squibb Co 4.9% 22 Feb 2027 (CUSIP:110122EE4)	105,000.00	99.7466	104,733.96	1,843.62	14,983.80 89,750.16	5,145.00 4.91%	0.15%
Canadian Imperial Bank of Commerce 5.237% 28 Jun 2027 (CUSIP:13607L8C0)	170,000.00	99.841	169,729.70	74.19	170,000.00 -270.30	8,902.90 5.25%	0.24%
Canadian Imperial Bank of Commerce 5.926% 02 Oct 2026 (CUSIP:13607LWT6)	275,000.00	101.28	278,520.00	4,028.86	275,000.00 3,520.00	16,296.50 5.85%	0.39%
Caterpillar Financial Services Corp 4.8% 06 Jan 2026 (CUSIP:14913R3B1)	500,000.00	99.5048	497,524.20	11,666.67	499,875.00 -2,350.80	24,000.00 4.82%	0.70%
Cisco Systems Inc 4.8% 26 Feb 2027 (CUSIP:17275RBQ4)	325,000.00	99.73	324,122.50	5,416.67	324,577.50 -455.00	15,600.00 4.81%	0.46%
Citibank NA 5.438% 30 Apr 2026 (CUSIP:17325FBF4)	255,000.00	100.348	255,887.40	2,349.67	255,000.00 887.40	13,866.90 5.42%	0.36%
Citibank NA 5.864% 29 Sep 2025 (CUSIP:17325FBA5)	255,000.00	100.506	256,290.30	3,821.37	255,000.00 1,290.30	14,953.20 5.83%	0.36%
Cooperat Rabobank UA/NY 5.50% 18 Jul 2025 (CUSIP:21688AAW2)	655,000.00	100.136	655,890.80	16,311.32	654,574.25 1,316.55	36,025.00 5.49%	0.93%
Credit Agricole SA 5.134% 11 Mar 2027 (CUSIP:22534PAH6)	515,000.00	99.649	513,192.35	8,078.92	515,000.00 -1,807.65	26,440.10 5.15%	0.73%
Diageo Capital PLC 5.375% 05 Oct 2026 (CUSIP:25243YBK4)	315,000.00	100.528	316,663.07	4,044.69	314,146.35 2,516.72	16,931.25 5.35%	0.45%
Eli Lilly & Co 4.5% 09 Feb 2027 (CUSIP:532457CJ5)	335,000.00	99.1399	332,118.74	5,946.25	334,822.45 -2,703.71	15,075.00 4.54%	0.47%

**Portfolio Holdings on June 30, 2024 (continued)**

	Number of shares	Share price	Market Value	Accrued Income	Cost Basis / Unrealized G/L	Est. Ann. Inc. /Yield at Market	% of Account
<i>US Credit (continued)</i>							
Goldman Sachs Bank USA/New York NY Variable 5.414% 21 May 2027 (CUSIP:38151LAG5)	415,000.00	99.835	414,315.25	2,496.46	415,000.00 -684.75	22,468.10 5.42%	0.59%
Home Depot Inc 4.95% 30 Sep 2026 (CUSIP:437076CV2)	115,000.00	99.861	114,840.15	1,438.94	114,748.15 92.00	5,692.50 4.96%	0.16%
Hormel Foods Corp 4.8% 30 Mar 2027 (CUSIP:440452AK6)	170,000.00	99.6263	169,364.63	2,561.33	169,835.10 -470.47	8,160.00 4.82%	0.24%
John Deere Capital Corp 4.85% 05 Mar 2027 (CUSIP:24422EXM6)	420,000.00	99.6438	418,504.01	6,450.50	419,609.40 -1,105.39	20,370.00 4.87%	0.59%
JPMorgan Chase & Co Variable 4.08% 26 Apr 2026 (CUSIP:46647PCZ7)	900,000.00	98.671	888,039.00	6,630.00	900,000.00 -11,961.00	36,720.00 4.13%	1.26%
Linde Inc 4.7% 05 Dec 2025 (CUSIP:53522KAB9)	505,000.00	99.4105	502,023.23	1,714.19	504,454.60 -2,431.37	23,735.00 4.73%	0.71%
MassMutual Global Funding II 4.15% 26 Aug 2025 (CUSIP:57629WDK3)	260,000.00	98.742	256,729.20	3,746.53	259,732.20 -3,003.00	10,790.00 4.20%	0.36%
MassMutual Global Funding II 5.1% 09 Apr 2027 (CUSIP:57629W4S6)	515,000.00	99.971	514,850.65	5,982.59	514,845.50 5.15	26,265.00 5.10%	0.73%
Mercedes-Benz Finance North America LLC 4.8% 11 Jan 2027 (CUSIP:58769JAK0)	250,000.00	99.44	248,600.00	5,666.67	249,745.00 -1,145.00	12,000.00 4.83%	0.35%
Mercedes-Benz Finance North America LLC 5.2% 03 Aug 2026 (CUSIP:58769JAK3)	275,000.00	100.046	275,126.50	5,878.89	273,174.00 1,952.50	14,300.00 5.20%	0.39%
Metropolitan Life Global Funding I 5.05% 11 Jun 2027 (CUSIP:592179KL8)	375,000.00	99.847	374,426.25	1,052.09	374,535.00 -108.75	18,937.50 5.06%	0.53%

Portfolio Holdings on June 30, 2024 (continued)

	Number of shares	Share price	Market Value	Accrued Income	Cost Basis / Unrealized G/L	Est. Ann. Inc. /Yield at Market	% of Account
<i>US Credit (continued)</i>							
Met Tower Global Funding 3.7% 13 Jun 2025 (CUSIP:58989V2E3)	330,000.00	98.361	324,591.30	610.50	329,676.60 -5,085.30	12,210.00 3.76%	0.46%
Morgan Stanley 3.125% 27 Jul 2026 (CUSIP:61761J3R8)	200,000.00	95.6035	191,207.08	2,673.61	187,874.00 3,333.08	6,250.00 3.27%	0.27%
Morgan Stanley 4% 23 Jul 2025 (CUSIP:6174468C6)	235,000.00	98.5046	231,485.92	4,125.56	236,095.10 -4,609.18	9,400.00 4.06%	0.33%
Morgan Stanley Variable 5.652% 13 Apr 2028 (CUSIP:61747YFP5)	90,000.00	100.991	90,891.90	1,017.36	90,000.00 891.90	5,086.80 5.60%	0.13%
National Australia Bank Ltd/New York 4.966% 12 Jan 2026 (CUSIP:63253QAA2)	450,000.00	99.472	447,624.00	10,490.67	450,000.00 -2,376.00	22,347.00 4.99%	0.63%
National Rural Util Coop 4.8% 05 Feb 2027 (CUSIP:63743HFM9)	510,000.00	99.373	506,802.30	9,928.00	509,847.00 -3,044.70	24,480.00 4.83%	0.72%
Nestle Hldgs Inc Note 4.000% 9/12/25 (CUSIP:641062BA1)	185,000.00	98.736	182,661.60	2,240.56	184,938.95 -2,277.35	7,400.00 4.05%	0.26%
New York Life Global Fdg 5.45% 18 Sep 2026 (CUSIP:64953BBF4)	500,000.00	100.475	502,375.00	7,796.53	499,905.00 2,470.00	27,250.00 5.42%	0.71%
Northwestern Mutual GLBL 5.07% 25 Mar 2027 (CUSIP:66815L2R9)	175,000.00	100.153	175,267.75	2,366.00	174,980.75 287.00	8,872.50 5.06%	0.25%
PACCAR Financial Corp 5.2% 09 Nov 2026 (CUSIP:69371RS72)	190,000.00	100.3647	190,692.89	1,427.11	189,853.70 839.19	9,880.00 5.18%	0.27%
Pacific Life Global Fdg li Med 144a Nt 5.5 28 Aug 2026 (CUSIP:6944PL2W8)	90,000.00	100.445	90,400.50	1,691.25	89,968.50 432.00	4,950.00 5.48%	0.13%

**Portfolio Holdings on June 30, 2024 (continued)**

	Number of shares	Share price	Market Value	Accrued Income	Cost Basis / Unrealized G/L	Est. Ann. Inc. /Yield at Market	% of Account
<i>US Credit (continued)</i>							
PepsiCo Inc 5.125% 10 Nov 2026 (CUSIP:713448FW3)	145,000.00	100.439	145,636.55	1,052.76	144,960.85 675.70	7,431.25 5.10%	0.21%
PNC Financial Services 5.671% 28 Oct 2025 (CUSIP:693475BH7)	160,000.00	99.89	159,824.00	1,587.88	160,000.00 -176.00	9,073.60 5.68%	0.23%
PNC Financial Services Group Inc/The Variable 4.758% 26 Jan 2027 (CUSIP:693475BL8)	35,000.00	98.777	34,571.95	717.00	35,000.00 -428.05	1,665.30 4.82%	0.05%
Pricoa Global Funding I 4.2% 28 Aug 2025 (CUSIP:74153WCR8)	155,000.00	98.504	152,681.20	2,224.25	154,905.45 -2,224.25	6,510.00 4.26%	0.22%
Principal Life Global Funding II 5% 16 Jan 2027 (CUSIP:74256LEX3)	225,000.00	99.654	224,221.50	5,156.25	225,218.25 -996.75	11,250.00 5.02%	0.32%
Protective Life Global 4.992% 12 Jan 2027 (CUSIP:74368CBX1)	370,000.00	99.658	368,734.60	8,670.83	370,000.00 -1,265.40	18,470.40 5.01%	0.52%
Protective Life Global 5.366% 06 Jan 2026 (CUSIP:74368CBQ6)	150,000.00	99.937	149,905.50	3,912.71	150,000.00 -94.50	8,049.00 5.37%	0.21%
Roche Holdings Inc 5.265% 13 Nov 2026 (CUSIP:771196CE0)	470,000.00	100.504	472,368.80	3,299.40	470,000.00 2,368.80	24,745.50 5.24%	0.67%
Royal Bank of Canada 5.2% 20 Jul 2026 (CUSIP:78016FZZ0)	500,000.00	99.871	499,355.00	11,627.78	497,720.00 1,635.00	26,000.00 5.21%	0.71%
State Street Corp 4.993% 18 Mar 2027 (CUSIP:857477CL5)	210,000.00	99.8897	209,768.27	2,999.96	210,000.00 -231.73	10,485.30 5.00%	0.30%
State Street Corp 5.272% 03 Aug 2026 (CUSIP:857477CD3)	380,000.00	100.1916	380,728.12	8,236.04	380,000.00 728.12	20,033.60 5.26%	0.54%

**Portfolio Holdings on June 30, 2024 (continued)**

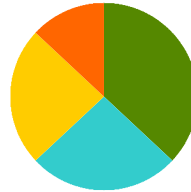
	Number of shares	Share price	Market Value	Accrued Income	Cost Basis / Unrealized G/L	Est. Ann. Inc. /Yield at Market	% of Account
<i>US Credit (continued)</i>							
State Street Corp Variable 1.746% 06 Feb 2026 (CUSIP:857477BR3)	155,000.00	97.573	151,238.15	1,090.04	155,000.00 -3,761.85	2,706.30 1.79%	0.21%
State Street Corp Variable 4.857% 26 Jan 2026 (CUSIP:857477BZ5)	55,000.00	99.55	54,752.50	1,150.16	55,000.00 -247.50	2,671.35 4.88%	0.08%
State Street Corp Variable 5.751% 04 Nov 2026 (CUSIP:857477BX0)	100,000.00	100.394	100,394.00	910.58	100,000.00 394.00	5,751.00 5.73%	0.14%
Sumitomo Mitsui Trust Bank Ltd 5.65% 14 Sep 2026 (CUSIP:86563VBK4)	275,000.00	100.582	276,600.50	4,618.09	274,956.00 1,644.50	15,537.50 5.62%	0.39%
Svenska Handelsbanken AB 5.125% 28 May 2027 (CUSIP:86959LAQ6)	280,000.00	100.006	280,016.80	1,315.42	279,708.80 308.00	14,350.00 5.12%	0.40%
Texas Instruments Inc 4.6% 08 Feb 2027 (CUSIP:882508CE2)	325,000.00	99.346	322,874.50	5,938.47	324,792.00 -1,917.50	14,950.00 4.63%	0.46%
Toronto-Dominion Bank/The 5.532% 17 Jul 2026 (CUSIP:89115A2S0)	500,000.00	100.35	501,750.00	12,600.67	501,435.00 315.00	27,660.00 5.51%	0.71%
Toyota Motor Credit Corp 5% 14 Aug 2026 (CUSIP:89236TKX2)	275,000.00	99.7776	274,388.44	5,232.64	274,667.25 -278.81	13,750.00 5.01%	0.39%
Unitedhealth Group Inc 4.6% 15 Apr 2027 (CUSIP:91324PEY4)	530,000.00	99.2019	525,770.05	6,772.22	526,305.90 -535.85	24,380.00 4.64%	0.74%
Wells Fargo Bank NA 4.811% 15 Jan 2026 (CUSIP:94988J6H5)	520,000.00	99.357	516,656.40	10,979.77	520,000.00 -3,343.60	25,017.20 4.84%	0.73%

## Portfolio Holdings on June 30, 2024 (continued)

	Number of shares	Share price	Market Value	Accrued Income	Cost Basis / Unrealized G/L	Est. Ann. Inc. /Yield at Market	% of Account
<i>US Credit (continued)</i>							
Wells Fargo Bank NA 5.254% 11 Dec 2026 (CUSIP:94988J6F9)	370,000.00	100.104	370,384.80	1,079.97	370,000.00 384.80	19,439.43 5.25%	0.52%
Westpac Banking Corp 5.512% 17 Nov 2025 (CUSIP:961214FL2)	455,000.00	100.47	457,138.50	3,065.28	455,000.00 2,138.50	25,079.60 5.49%	0.65%
Westpac New Zealand Ltd 5.132% 26 Feb 2027 (CUSIP:96122FAB3)	250,000.00	99.689	249,222.50	4,454.86	250,000.00 -777.50	12,830.00 5.15%	0.35%
<b>Total US Credit</b>			<b>\$23,190,726.79</b>	<b>\$336,652.28</b>	<b>\$23,168,882.30</b> <b>\$21,844.49</b>	<b>\$1,113,462.78</b> <b>4.80%</b>	<b>32.83%</b>
<b>Total Fixed Income</b>			<b>\$69,932,616.21</b>	<b>\$652,070.17</b>	<b>\$70,303,887.87</b> <b>-\$371,271.66</b>	<b>\$3,045,588.15</b> <b>4.36%</b>	<b>99.01%</b>
<b>Total for your portfolio</b>			<b>\$70,632,460.26</b>	<b>\$653,917.14</b>	<b>\$71,003,731.92</b> <b>-\$371,271.66</b>	<b>\$3,048,019.06</b> <b>4.32%</b>	<b>100.00%</b>

**Purchases**
**Summary**

	Cost	Percent
Cash Equivalents	1,558,194.71	37%
CMBS	1,072,906.10	26%
US Government	998,554.69	24%
US Credit	544,535.00	13%
<b>Total of your portfolio</b>	<b>\$4,174,190.50</b>	<b>100%</b>


**Details**

Trade date	Transaction description	Principal amount	Income amount	Cost	Accrued income
<b>Settlement date</b>					
<b>CITY OF DORAL - GENERAL FUND</b>					
<b>Purchases</b>					
<i>Fixed Income</i>					
<i>US Government</i>					
June 5, 2024	Purchase 1,000,000.00 Par Value of United States Treasury Note/Bond 4.5% 15 May 2027 @ 99.86%	-998,554.69		998,554.69	-2,690.22
June 6, 2024	Paid Accrued Interest of \$2,690.22, CUSIP 91282CKR1				
<b>Total US Government</b>		<b>-\$998,554.69</b>	<b>\$0.00</b>	<b>\$998,554.69</b>	<b>-\$2,690.22</b>
<i>CMBS</i>					
June 4, 2024	Purchase 295,000.00 Par Value 295,000.00 Current Face of BMW Vehicle Owner Trust 2024-A BMWOT 2024-A A3 5.51% 26 Feb 2029 @99.98481 %, CUSIP 096919AD7	-294,955.19		294,955.19	
June 11, 2024					
June 11, 2024	Purchase 245,000.00 Par Value 245,000.00 Current Face of John Deere Owner Trust 2024-B JDOT 2024-B A3 5.2% 15 Mar 2029 @99.98045 %, CUSIP 47786WAD2	-244,952.10		244,952.10	
June 18, 2024					
June 18, 2024	Purchase 180,000.00 Par Value 180,000.00 Current Face of Kubota Credit Owner Trust 2024-2	-179,995.68		179,995.68	
June 25, 2024					

**Purchases (continued)**

Trade date Settlement date	Transaction description	Principal amount	Income amount	Cost	Accrued income
<i>CMBS (continued)</i>					
	KCOT 2024-2A A3 5.26% 15 Nov 2028 @99.9976 % %, CUSIP 50117DAC0				
June 24, 2024 June 27, 2024	Purchase 370,000.00 Par Value 370,000.00 Current Face of Freddie Mac Multifamily Structured Pass Through Certificates FHMS K067 A2 3.194% 25 Jul 2027 @95.40625 % Paid Accrued Interest of \$853.51, CUSIP 3137FAWS3	-353,003.13		353,003.13	-853.51
<b>Total CMBS</b>		<b>-\$1,072,906.10</b>	<b>\$0.00</b>	<b>\$1,072,906.10</b>	<b>-\$853.51</b>
<i>US Credit</i>					
June 4, 2024 June 11, 2024	Purchase 375,000.00 Par Value of Metropolitan Life Global Funding I 5.05% 11 Jun 2027 @ 99.88%, CUSIP 592179KL8	-374,535.00		374,535.00	
June 24, 2024 June 28, 2024	Purchase 170,000.00 Par Value of Canadian Imperial Bank of Commerce 5.237% 28 Jun 2027 @ 100.00%, CUSIP 13607L8C0	-170,000.00		170,000.00	
<b>Total US Credit</b>		<b>-\$544,535.00</b>	<b>\$0.00</b>	<b>\$544,535.00</b>	<b>\$0.00</b>
<b>Total Fixed Income</b>		<b>-\$2,615,995.79</b>	<b>\$0.00</b>	<b>\$2,615,995.79</b>	<b>-\$3,543.73</b>
<b>Total Purchases</b>		<b>-\$2,615,995.79</b>	<b>\$0.00</b>	<b>\$2,615,995.79</b>	<b>-\$3,543.73</b>
<b>Cash Sweep Activity</b>					
<i>Cash and Equivalents</i>					
<i>Cash Equivalents</i>					
June 30, 2024 June 30, 2024	Sweep purchases totaling 1,385,745.82 units of Fidelity Government Portfolio for CITY OF DORAL - GENERAL FUND - Capital (13 Transactions), CUSIP 316175108	-1,385,745.82		1,385,745.82	

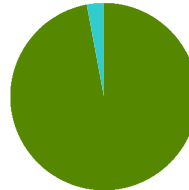
**Purchases (continued)**

<b>Trade date</b>					
<b>Settlement date</b>	<b>Transaction description</b>	<b>Principal amount</b>	<b>Income amount</b>	<b>Cost</b>	<b>Accrued income</b>
<i>Cash Equivalents (continued)</i>					
June 30, 2024	Sweep purchases totaling 172,448.89 units of		-172,448.89	172,448.89	
June 30, 2024	Fidelity Government Portfolio for CITY OF DORAL - GENERAL FUND - Income (8 Transactions), CUSIP 316175108				
<b>Total Cash Equivalents</b>		<b>-\$1,385,745.82</b>	<b>-\$172,448.89</b>	<b>\$1,558,194.71</b>	<b>\$0.00</b>
<b>Total Cash and Equivalents</b>		<b>-\$1,385,745.82</b>	<b>-\$172,448.89</b>	<b>\$1,558,194.71</b>	<b>\$0.00</b>
<b>Total Cash Sweep Activity</b>		<b>-\$1,385,745.82</b>	<b>-\$172,448.89</b>	<b>\$1,558,194.71</b>	<b>\$0.00</b>
<b>Total</b>	<b>CITY OF DORAL - GENERAL FUND</b>	<b>-\$4,001,741.61</b>	<b>-\$172,448.89</b>	<b>\$4,174,190.50</b>	<b>-\$3,543.73</b>

## Realized Gains and Losses

### Summary

	Realized G/L	Percent
Consumer ABS	27.62	97%
Commercial ABS	0.81	3%
Cash Equivalents	0.00	0.00
Agency MBS	-758.55	0.00
CMO	-3,047.36	0.00
US Credit	-7,732.30	0.00
US Government	-7,773.44	0.00
CMBS	-10,486.27	0.00
<b>Total of your portfolio</b>	<b>-\$29,769.49</b>	<b>100%</b>



### Details

Trade date	Transaction description	Principal amount	Income amount	Cost	Accrued income	Realized G/L
<b>CITY OF DORAL - GENERAL FUND</b>						
<b>Corporate Actions/Income</b>						
<i>Fixed Income</i>						
<i>Agency MBS</i>						
June 17, 2024	Principal Payment of 1 USD	64.80				0.00
June 17, 2024	on 1,100,620.00 Par Value for Ginnie Mae I Pool GN 662584 6.5% 15 Sep 2037 Due On 06/17/24 With Ex Date 06/01/24, CUSIP 36294XCV6					
June 17, 2024	Principal Payment of 1 USD	239.88				0.00
June 17, 2024	on 4,000,000.00 Par Value for Ginnie Mae I Pool GN 668892 7.5% 15 Jun 2037 Due On 06/17/24 With Ex					

Realized Gains and Losses (continued)

Trade date Settlement date	Transaction description	Principal amount	Income amount	Cost	Accrued income	Realized G/L
<i>Agency MBS (continued)</i>						
	Date 06/01/24, CUSIP 36295FC51					
June 17, 2024 June 17, 2024	Principal Payment of 1 USD on 744,857.00 Par Value for Ginnie Mae I Pool GN 677536 6.5% 15 Nov 2037 Due On 06/17/24 With Ex Date 06/01/24, CUSIP 36295QV56	17.39				0.00
June 17, 2024 June 17, 2024	Principal Payment of 64.80 Current Face on 1,100,620.00 Par Value for Ginnie Mae I Pool GN 662584 6.5% 15 Sep 2037 Due On 06/17/24 With Ex Date 06/01/24, CUSIP 36294XCV6	0.00		-64.80		0.00
June 17, 2024 June 17, 2024	Principal Payment of 239.88 Current Face on 4,000,000.00 Par Value for Ginnie Mae I Pool GN 668892 7.5% 15 Jun 2037 Due On 06/17/24 With Ex Date 06/01/24, CUSIP 36295FC51	0.00		-239.88		0.00
June 17, 2024 June 17, 2024	Principal Payment of 17.39 Current Face on 744,857.00 Par Value for Ginnie Mae I Pool GN 677536 6.5% 15 Nov 2037 Due On 06/17/24 With Ex Date 06/01/24, CUSIP 36295QV56	0.00		-17.39		0.00
June 20, 2024 June 20, 2024	Principal Payment of 1 USD on 1,200,000.00 Par Value for Ginnie Mae II Pool G2 4262 7% 20 Oct 2038 Due On 06/20/24 With Ex Date 06/01/24, CUSIP 36202EWX3	17.89				0.00

**Realized Gains and Losses (continued)**

Trade date Settlement date	Transaction description	Principal amount	Income amount	Cost	Accrued income	Realized G/L
<i>Agency MBS (continued)</i>						
June 20, 2024 June 20, 2024	Principal Payment of 1 USD on 1,014,019.00 Par Value for Ginnie Mae II Pool G2 4117 7% 20 Apr 2038 Due On 06/20/24 With Ex Date 06/01/24, CUSIP 36202ESEO	107.31				0.00
June 20, 2024 June 20, 2024	Principal Payment of 17.89 Current Face on 1,200,000.00 Par Value for Ginnie Mae II Pool G2 4262 7% 20 Oct 2038 Due On 06/20/24 With Ex Date 06/01/24, CUSIP 36202EWX3	0.00		-17.89		0.00
June 20, 2024 June 20, 2024	Principal Payment of 107.31 Current Face on 1,014,019.00 Par Value for Ginnie Mae II Pool G2 4117 7% 20 Apr 2038 Due On 06/20/24 With Ex Date 06/01/24, CUSIP 36202ESEO	0.00		-107.31		0.00
June 25, 2024 June 25, 2024	Principal Payment of 1 USD on 450,000.00 Par Value for Fannie Mae Pool FN FM5616 3% 01 Dec 2034 Due On 06/25/24 With Ex Date 06/01/24, CUSIP 3140X9G25	1,864.71				0.00
June 25, 2024 June 25, 2024	Principal Payment of 1 USD on 246,688.00 Par Value for Fannie Mae Pool FN 946318 6.5% 01 Sep 2037 Due On 06/25/24 With Ex Date 06/01/24, CUSIP 31413HYP7	1.46				0.00
June 25, 2024 June 25, 2024	Principal Payment of 1 USD on 64,611.00 Par Value for Fannie Mae Pool FN 885671 6.5% 01 Oct 2036 Due On	5.02				0.00

Realized Gains and Losses (continued)

Trade date Settlement date	Transaction description	Principal amount	Income amount	Cost	Accrued income	Realized G/L
<i>Agency MBS (continued)</i>						
June 25, 2024 June 25, 2024	06/25/24 With Ex Date 06/01/24, CUSIP 31410C6G2 Principal Payment of 1 USD on 714,764.00 Par Value for Fannie Mae Pool FN 899203 6.5% 01 Oct 2036 Due On 06/25/24 With Ex Date 06/01/24, CUSIP 31410WAC2	51.91				0.00
June 25, 2024 June 25, 2024	Principal Payment of 1 USD on 1,015,317.00 Par Value for Fannie Mae Pool FN 899273 6.5% 01 Nov 2036 Due On 06/25/24 With Ex Date 06/01/24, CUSIP 31410WCJ5	44.01				0.00
June 25, 2024 June 25, 2024	Principal Payment of 1 USD on 217,710.00 Par Value for Fannie Mae Pool FN 956412 6.5% 01 Nov 2037 Due On 06/25/24 With Ex Date 06/01/24, CUSIP 31413VAM9	27.09				0.00
June 25, 2024 June 25, 2024	Principal Payment of 1 USD on 475,000.00 Par Value for Fannie Mae Pool FN BM4614 3% 01 Mar 2033 Due On 06/25/24 With Ex Date 06/01/24, CUSIP 3140J9DU2	2,475.42				0.00
June 25, 2024 June 25, 2024	Principal Payment of 1 USD on 800,000.00 Par Value for Fannie Mae Pool FN FM4174 3% 01 Nov 2032 Due On 06/25/24 With Ex Date 06/01/24, CUSIP 3140X7T82	8,080.06				0.00

Realized Gains and Losses (continued)

Trade date Settlement date	Transaction description	Principal amount	Income amount	Cost	Accrued income	Realized G/L
<i>Agency MBS (continued)</i>						
June 25, 2024 June 25, 2024	Principal Payment of 1,864.71 Current Face on 450,000.00 Par Value for Fannie Mae Pool FN FM5616 3% 01 Dec 2034 Due On 06/25/24 With Ex Date 06/01/24, CUSIP 3140X9G25	0.00		-1,972.22		-107.51
June 25, 2024 June 25, 2024	Principal Payment of 1.46 Current Face on 246,688.00 Par Value for Fannie Mae Pool FN 946318 6.5% 01 Sep 2037 Due On 06/25/24 With Ex Date 06/01/24, CUSIP 31413HYP7	0.00		-1.46		0.00
June 25, 2024 June 25, 2024	Principal Payment of 5.02 Current Face on 64,611.00 Par Value for Fannie Mae Pool FN 885671 6.5% 01 Oct 2036 Due On 06/25/24 With Ex Date 06/01/24, CUSIP 31410C6G2	0.00		-5.02		0.00
June 25, 2024 June 25, 2024	Principal Payment of 51.91 Current Face on 714,764.00 Par Value for Fannie Mae Pool FN 899203 6.5% 01 Oct 2036 Due On 06/25/24 With Ex Date 06/01/24, CUSIP 31410WAC2	0.00		-51.91		0.00
June 25, 2024 June 25, 2024	Principal Payment of 44.01 Current Face on 1,015,317.00 Par Value for Fannie Mae Pool FN 899273 6.5% 01 Nov 2036 Due On 06/25/24 With Ex Date 06/01/24, CUSIP 31410WCJ5	0.00		-44.01		0.00

**Realized Gains and Losses (continued)**

Trade date Settlement date	Transaction description	Principal amount	Income amount	Cost	Accrued income	Realized G/L
<i>Agency MBS (continued)</i>						
June 25, 2024 June 25, 2024	Principal Payment of 27.09 Current Face on 217,710.00 Par Value for Fannie Mae Pool FN 956412 6.5% 01 Nov 2037 Due On 06/25/24 With Ex Date 06/01/24, CUSIP 31413VAM9	0.00		-27.09		0.00
June 25, 2024 June 25, 2024	Principal Payment of 2,475.42 Current Face on 475,000.00 Par Value for Fannie Mae Pool FN BM4614 3% 01 Mar 2033 Due On 06/25/24 With Ex Date 06/01/24, CUSIP 3140J9DU2	0.00		-2,637.87		-162.45
June 25, 2024 June 25, 2024	Principal Payment of 8,080.06 Current Face on 800,000.00 Par Value for Fannie Mae Pool FN FM4174 3% 01 Nov 2032 Due On 06/25/24 With Ex Date 06/01/24, CUSIP 3140X7T82	0.00		-8,568.65		-488.59
<b>Total Agency MBS</b>		<b>\$12,996.95</b>	<b>\$0.00</b>	<b>-\$13,755.50</b>	<b>\$0.00</b>	<b>-\$758.55</b>
<i>CMO</i>						
June 17, 2024 June 17, 2024	Principal Payment of 1 USD on 1,700,000.00 Par Value for Freddie Mac REMICS FHR 3842 PH 4% 15 Apr 2041 Due On 06/17/24 With Ex Date 06/01/24, CUSIP 3137A9QP4	943.86				0.00
June 17, 2024 June 17, 2024	Principal Payment of 943.86 Current Face on 1,700,000.00 Par Value for Freddie Mac REMICS FHR 3842 PH 4% 15 Apr 2041 Due On 06/17/24	0.00		-1,012.51		-68.65

**Realized Gains and Losses (continued)**

Trade date Settlement date	Transaction description	Principal amount	Income amount	Cost	Accrued income	Realized G/L
<i>CMO (continued)</i>						
June 20, 2024 June 20, 2024	With Ex Date 06/01/24, CUSIP 3137A9QP4 Principal Payment of 1 USD on 1,200,000.00 Par Value for Government National Mortgage Association GNR 2019-H12 JA 2.5% 20 Jul 2069 Due On 06/20/24 With Ex Date 06/01/24, CUSIP 38380LXE8	25,033.10				0.00
June 20, 2024 June 20, 2024	Principal Payment of 1 USD on 1,225,000.00 Par Value for Government National Mortgage Association GNR 2014-H19 HA 3% 20 Sep 2064 Due On 06/20/24 With Ex Date 06/01/24, CUSIP 38375UPV6	45,566.83				0.00
June 20, 2024 June 20, 2024	Principal Payment of 1 USD on 1,000,000.00 Par Value for Government National Mortgage Association GNR 2008-82 A 6% 20 Sep 2038 Due On 06/20/24 With Ex Date 06/01/24, CUSIP 38375YEK4	171.06				0.00
June 20, 2024 June 20, 2024	Principal Payment of 1 USD on 1,200,000.00 Par Value for Government National Mortgage Association GNR 2020-H02 DA 2.25% 20 Dec 2069 Due On 06/20/24 With Ex Date 06/01/24, CUSIP 38380LV67	8,245.44				0.00
June 20, 2024 June 20, 2024	Principal Payment of 25,033.10 Current Face on	0.00		-25,165.11		-132.01

Realized Gains and Losses (continued)

Trade date Settlement date	Transaction description	Principal amount	Income amount	Cost	Accrued income	Realized G/L
<i>CMO (continued)</i>						
June 20, 2024 June 20, 2024	1,200,000.00 Par Value for Government National Mortgage Association GNR 2019-H12 JA 2.5% 20 Jul 2069 Due On 06/20/24 With Ex Date 06/01/24, CUSIP 38380LXE8	0.00		-48,377.78		-2,810.95
June 20, 2024 June 20, 2024	Principal Payment of 45,566.83 Current Face on 1,225,000.00 Par Value for Government National Mortgage Association GNR 2014-H19 HA 3% 20 Sep 2064 Due On 06/20/24 With Ex Date 06/01/24, CUSIP 38375UPV6	0.00		-171.06		0.00
June 20, 2024 June 20, 2024	Principal Payment of 171.06 Current Face on 1,000,000.00 Par Value for Government National Mortgage Association GNR 2008-82 A 6% 20 Sep 2038 Due On 06/20/24 With Ex Date 06/01/24, CUSIP 38375YEK4	0.00		-8,281.19		-35.75
June 20, 2024 June 20, 2024	Principal Payment of 8,245.44 Current Face on 1,200,000.00 Par Value for Government National Mortgage Association GNR 2020-H02 DA 2.25% 20 Dec 2069 Due On 06/20/24 With Ex Date 06/01/24, CUSIP 38380LV67	0.00				
<b>Total CMO</b>		<b>\$79,960.29</b>	<b>\$0.00</b>	<b>-\$83,007.65</b>	<b>\$0.00</b>	<b>-\$3,047.36</b>
<i>CMBS</i>						
June 17, 2024 June 17, 2024	Principal Payment of 1 USD on 175,000.00 Par Value for Ford Credit Auto Owner Trust	8,311.23				0.00

**Realized Gains and Losses (continued)**

Trade date Settlement date	Transaction description	Principal amount	Income amount	Cost	Accrued income	Realized G/L
<i>CMBS (continued)</i>						
June 17, 2024 June 17, 2024	2022-A FORDO 2022-A A3 1.29% 15 Jun 2026 Due On 06/17/24 With Ex Date 06/15/24, CUSIP 345286AC2	9,756.39				0.00
June 17, 2024 June 17, 2024	Principal Payment of 1 USD on 185,000.00 Par Value for Kubota Credit Owner Trust 2021-2 KCOT 2021-2A A3 0.56% 17 Nov 2025 Due On 06/17/24 With Ex Date 06/15/24, CUSIP 50117XAE2	8,987.29				0.00
June 17, 2024 June 17, 2024	Principal Payment of 1 USD on 170,000.00 Par Value for GM Financial Consumer Automobile Receivables Trust 2022-2 GMCAR 2022-2 A3 3.1% 16 Feb 2027 Due On 06/17/24 With Ex Date 06/16/24, CUSIP 362585AC5	7,610.42				0.00
June 17, 2024 June 17, 2024	Principal Payment of 1 USD on 150,000.00 Par Value for GM Financial Consumer Automobile Receivables Trust 2022-1 GMCAR 2022-1 A3 1.26% 16 Nov 2026 Due On 06/17/24 With Ex Date 06/16/24, CUSIP 380146AC4	0.00		-8,310.24		0.99
June 17, 2024 June 17, 2024	Principal Payment of 8,311.23 Current Face on 175,000.00 Par Value for Ford Credit Auto Owner Trust 2022-A FORDO 2022-A A3 1.29% 15 Jun 2026 Due On 06/17/24 With Ex Date 06/15/24, CUSIP 345286AC2					

Realized Gains and Losses (continued)

Trade date Settlement date	Transaction description	Principal amount	Income amount	Cost	Accrued income	Realized G/L
<i>CMBS (continued)</i>						
June 17, 2024 June 17, 2024	Principal Payment of 9,756.39 Current Face on 185,000.00 Par Value for Kubota Credit Owner Trust 2021-2 KCOT 2021-2A A3 0.56% 17 Nov 2025 Due On 06/17/24 With Ex Date 06/15/24, CUSIP 50117XAE2	0.00		-9,756.02		0.37
June 17, 2024 June 17, 2024	Principal Payment of 8,987.29 Current Face on 170,000.00 Par Value for GM Financial Consumer Automobile Receivables Trust 2022-2 GMCAR 2022-2 A3 3.1% 16 Feb 2027 Due On 06/17/24 With Ex Date 06/16/24, CUSIP 362585AC5	0.00		-8,985.41		1.88
June 17, 2024 June 17, 2024	Principal Payment of 7,610.42 Current Face on 150,000.00 Par Value for GM Financial Consumer Automobile Receivables Trust 2022-1 GMCAR 2022-1 A3 1.26% 16 Nov 2026 Due On 06/17/24 With Ex Date 06/16/24, CUSIP 380146AC4	0.00		-7,609.76		0.66
June 17, 2024 June 17, 2024	Principal Payment of 1 USD on 290,000.00 Par Value for Daimler Trucks Retail Trust 2022-1 DTRT 2022-1 A3 5.23% 17 Feb 2026 Due On 06/17/24 With Ex Date 06/15/24, CUSIP 233869AC0	21,028.90				0.00
June 17, 2024 June 17, 2024	Principal Payment of 21,028.90 Current Face on 290,000.00 Par Value for	0.00		-21,027.50		1.40

**Realized Gains and Losses (continued)**

Trade date Settlement date	Transaction description	Principal amount	Income amount	Cost	Accrued income	Realized G/L
<i>CMBS (continued)</i>						
June 17, 2024 June 17, 2024	Daimler Trucks Retail Trust 2022-1 DTRT 2022-1 A3 5.23% 17 Feb 2026 Due On 06/17/24 With Ex Date 06/15/24, CUSIP 233869AC0	15,074.01				0.00
June 17, 2024 June 17, 2024	Principal Payment of 1 USD on 270,000.00 Par Value for Kubota Credit Owner Trust 2022-1 KCOT 2022-1A A3 2.67% 15 Oct 2026 Due On 06/17/24 With Ex Date 06/15/24, CUSIP 50117EAC8	0.00		-15,071.85		2.16
June 17, 2024 June 17, 2024	Principal Payment of 1 USD on 165,000.00 Par Value for CarMax Auto Owner Trust 2021-4 CARMX 2021-4 A3 0.56% 15 Sep 2026 Due On 06/17/24 With Ex Date 06/15/24, CUSIP 14317JAD9	6,494.11				0.00
June 17, 2024 June 17, 2024	Principal Payment of 6,494.11 Current Face on 165,000.00 Par Value for CarMax Auto Owner Trust 2021-4 CARMX 2021-4 A3 0.56% 15 Sep 2026 Due On 06/17/24 With Ex Date 06/15/24, CUSIP 14317JAD9	0.00		-6,493.37		0.74

**Realized Gains and Losses (continued)**

Trade date Settlement date	Transaction description	Principal amount	Income amount	Cost	Accrued income	Realized G/L
<i>CMBS (continued)</i>						
June 25, 2024 June 25, 2024	Principal Payment of 1 USD on 395,000.00 Par Value for Fannie Mae-Aces FNA 2016-M12 A2 Var 25 Sep 2026 Due On 06/25/24 With Ex Date 06/01/24, CUSIP 3136AUKX8	659.99				0.00
June 25, 2024 June 25, 2024	Principal Payment of 1 USD on 340,000.00 Par Value for Freddie Mac Multifamily Structured Pass Through Certificates FHMS K092 A1 3.125% 25 Oct 2028 Due On 06/25/24 With Ex Date 06/01/24, CUSIP 3137FLYU2	4,538.26				0.00
June 25, 2024 June 25, 2024	Principal Payment of 659.99 Current Face on 395,000.00 Par Value for Fannie Mae-Aces FNA 2016-M12 A2 Var 25 Sep 2026 Due On 06/25/24 With Ex Date 06/01/24, CUSIP 3136AUKX8	0.00		-623.79		36.20
June 25, 2024 June 25, 2024	Principal Payment of 4,538.26 Current Face on 340,000.00 Par Value for Freddie Mac Multifamily Structured Pass Through Certificates FHMS K092 A1 3.125% 25 Oct 2028 Due On 06/25/24 With Ex Date 06/01/24, CUSIP 3137FLYU2	0.00		-4,301.89		236.37
<b>Total CMBS</b>		<b>\$82,460.60</b>	<b>\$0.00</b>	<b>-\$82,179.83</b>	<b>\$0.00</b>	<b>\$280.77</b>
<i>Consumer ABS</i>						
June 17, 2024 June 17, 2024	Principal Payment of 1 USD on 325,000.00 Par Value for	18,493.76				0.00

Realized Gains and Losses (continued)

Trade date Settlement date	Transaction description	Principal amount	Income amount	Cost	Accrued income	Realized G/L
<i>Consumer ABS (continued)</i>						
June 17, 2024 June 17, 2024	Honda Auto Receivables 2022-1 Owner Trust HAROT 2022-1 A3 1.88% 15 May 2026 Due On 06/17/24 With Ex Date 06/15/24, CUSIP 43815BAC4	18,379.27				0.00
June 17, 2024 June 17, 2024	Principal Payment of 1 USD on 575,000.00 Par Value for Carmax Auto Owner Trust 2021-1 CARMX 2021-1 A3 0.34% 15 Dec 2025 Due On 06/17/24 With Ex Date 06/15/24, CUSIP 14316NAC3	22,993.79				0.00
June 17, 2024 June 17, 2024	Principal Payment of 1 USD on 430,000.00 Par Value for Ally Auto Receivables Trust 2022-1 ALLYA 2022-1 A3 3.31% 15 Nov 2026 Due On 06/17/24 With Ex Date 06/15/24, CUSIP 02008JACO	21,816.15				0.00
June 17, 2024 June 17, 2024	Principal Payment of 1 USD on 385,000.00 Par Value for Hyundai Auto Receivables Trust 2022-A HART 2022-A A3 2.22% 15 Oct 2026 Due On 06/17/24 With Ex Date 06/15/24, CUSIP 448977ADO	14,137.19				0.00
June 17, 2024 June 17, 2024	Principal Payment of 1 USD on 275,000.00 Par Value for Harley-Davidson Motorcycle Trust 2022-A HDMOT 2022-A A3 3.06% 15 Feb 2027 Due On 06/17/24 With Ex Date 06/15/24, CUSIP 41284YAD8	9,777.15				0.00

**Realized Gains and Losses (continued)**

Trade date Settlement date	Transaction description	Principal amount	Income amount	Cost	Accrued income	Realized G/L
<i>Consumer ABS (continued)</i>						
June 17, 2024 June 17, 2024	John Deere Owner Trust 2022 JDOT 2022-A A3 2.32% 15 Sep 2026 Due On 06/17/24 With Ex Date 06/15/24, CUSIP 47787JAC2	11,072.60				0.00
June 17, 2024 June 17, 2024	Principal Payment of 18,493.76 Current Face on 325,000.00 Par Value for Honda Auto Receivables 2022-1 Owner Trust HAROT 2022-1 A3 1.88% 15 May 2026 Due On 06/17/24 With Ex Date 06/15/24, CUSIP 43815BAC4	0.00		-18,490.98		2.78
June 17, 2024 June 17, 2024	Principal Payment of 18,379.27 Current Face on 575,000.00 Par Value for Carmax Auto Owner Trust 2021-1 CARMX 2021-1 A3 0.34% 15 Dec 2025 Due On 06/17/24 With Ex Date 06/15/24, CUSIP 14316NAC3	0.00		-18,375.64		3.63
June 17, 2024 June 17, 2024	Principal Payment of 22,993.79 Current Face on 430,000.00 Par Value for Ally Auto Receivables Trust 2022-1 ALLYA 2022-1 A3 3.31% 15 Nov 2026 Due On	0.00		-22,989.34		4.45

Realized Gains and Losses (continued)

Trade date Settlement date	Transaction description	Principal amount	Income amount	Cost	Accrued income	Realized G/L
<i>Consumer ABS (continued)</i>						
June 17, 2024 June 17, 2024	06/17/24 With Ex Date 06/15/24, CUSIP 02008JACO Principal Payment of 21,816.15 Current Face on 385,000.00 Par Value for Hyundai Auto Receivables Trust 2022-A HART 2022-A A3 2.22% 15 Oct 2026 Due On 06/17/24 With Ex Date 06/15/24, CUSIP 448977ADO	0.00		-21,815.31		0.84
June 17, 2024 June 17, 2024	Principal Payment of 14,137.19 Current Face on 275,000.00 Par Value for Harley-Davidson Motorcycle Trust 2022-A HDMOT 2022-A A3 3.06% 15 Feb 2027 Due On 06/17/24 With Ex Date 06/15/24, CUSIP 41284YAD8	0.00		-14,134.84		2.35
June 17, 2024 June 17, 2024	Principal Payment of 9,777.15 Current Face on 260,000.00 Par Value for John Deere Owner Trust 2022 JDOT 2022-A A3 2.32% 15 Sep 2026 Due On 06/17/24 With Ex Date 06/15/24, CUSIP 47787JAC2	0.00		-9,774.99		2.16
June 17, 2024 June 17, 2024	Principal Payment of 11,072.60 Current Face on 205,000.00 Par Value for Capital One Prime Auto Receivables Trust 2022-1 COPAR 2022-1 A3 3.17% 15 Apr 2027 Due On 06/17/24 With Ex Date 06/15/24, CUSIP 14043QAC6	0.00		-11,070.18		2.42

**Realized Gains and Losses (continued)**

Trade date Settlement date	Transaction description	Principal amount	Income amount	Cost	Accrued income	Realized G/L
<i>Consumer ABS (continued)</i>						
June 17, 2024 June 17, 2024	Principal Payment of 1 USD on 190,000.00 Par Value for CNH Equipment Trust 2022-A CNH 2022-A A3 2.94% 15 Jul 2027 Due On 06/17/24 With Ex Date 06/15/24, CUSIP 12660DAC1	3,050.26				0.00
June 17, 2024 June 17, 2024	Principal Payment of 3,050.26 Current Face on 190,000.00 Par Value for CNH Equipment Trust 2022-A CNH 2022-A A3 2.94% 15 Jul 2027 Due On 06/17/24 With Ex Date 06/15/24, CUSIP 12660DAC1	0.00		-3,050.03		0.23
June 17, 2024 June 17, 2024	Principal Payment of 1 USD on 270,000.00 Par Value for CarMax Auto Owner Trust 2022-2 CARMX 2022-2 A3 3.49% 16 Feb 2027 Due On 06/17/24 With Ex Date 06/15/24, CUSIP 14317HAC5	13,199.93				0.00
June 17, 2024 June 17, 2024	Principal Payment of 13,199.93 Current Face on 270,000.00 Par Value for CarMax Auto Owner Trust 2022-2 CARMX 2022-2 A3 3.49% 16 Feb 2027 Due On 06/17/24 With Ex Date 06/15/24, CUSIP 14317HAC5	0.00		-13,197.92		2.01
June 17, 2024 June 17, 2024	Principal Payment of 1 USD on 410,000.00 Par Value for CarMax Auto Owner Trust 2021-3 CARMX 2021-3 A3 0.55% 15 Jun 2026 Due On	15,830.51				0.00

Realized Gains and Losses (continued)

Trade date Settlement date	Transaction description	Principal amount	Income amount	Cost	Accrued income	Realized G/L
<i>Consumer ABS (continued)</i>						
June 17, 2024 June 17, 2024	06/17/24 With Ex Date 06/15/24, CUSIP 14317DAC4 Principal Payment of 15,830.51 Current Face on 410,000.00 Par Value for CarMax Auto Owner Trust 2021-3 CARMX 2021-3 A3 0.55% 15 Jun 2026 Due On 06/17/24 With Ex Date 06/15/24, CUSIP 14317DAC4	0.00		-15,827.91		2.60
June 18, 2024 June 18, 2024	Principal Payment of 1 USD on 290,000.00 Par Value for Honda Auto Receivables 2021-3 Owner Trust HAROT 2021-3 A3 0.41% 18 Nov 2025 Due On 06/18/24 With Ex Date 06/18/24, CUSIP 43815EAC8	12,138.41				0.00
June 18, 2024 June 18, 2024	Principal Payment of 12,138.41 Current Face on 290,000.00 Par Value for Honda Auto Receivables 2021-3 Owner Trust HAROT 2021-3 A3 0.41% 18 Nov 2025 Due On 06/18/24 With Ex Date 06/18/24, CUSIP 43815EAC8	0.00		-12,138.23		0.18
June 20, 2024 June 20, 2024	Principal Payment of 1 USD on 105,000.00 Par Value for Volkswagen Auto Lease Trust 2022-A VWALT 2022-A A3 3.44% 21 Jul 2025 Due On 06/20/24 With Ex Date 06/20/24, CUSIP 92868AAC9	12,507.03				0.00
June 20, 2024 June 20, 2024	Principal Payment of 1 USD on 255,000.00 Par Value for	12,121.40				0.00

Realized Gains and Losses (continued)

Trade date Settlement date	Transaction description	Principal amount	Income amount	Cost	Accrued income	Realized G/L
<i>Consumer ABS (continued)</i>						
June 20, 2024 June 20, 2024	Volkswagen Auto Loan Enhanced Trust 2021-1 VALET 2021-1 A3 1.02% 22 Jun 2026 Due On 06/20/24 With Ex Date 06/20/24, CUSIP 92868KAC7	0.00		-12,506.03		1.00
June 20, 2024 June 20, 2024	Principal Payment of 12,507.03 Current Face on 105,000.00 Par Value for Volkswagen Auto Lease Trust 2022-A VWALT 2022-A A3 3.44% 21 Jul 2025 Due On 06/20/24 With Ex Date 06/20/24, CUSIP 92868AAC9	0.00		-12,120.92		0.48
June 21, 2024 June 21, 2024	Principal Payment of 1 USD on 195,000.00 Par Value for Honda Auto Receivables 2021-4 Owner Trust HAROT 2021-4 A3 0.88% 21 Jan 2026 Due On 06/21/24 With Ex Date 06/21/24, CUSIP 43815GAC3	9,132.60				0.00
June 21, 2024 June 21, 2024	Principal Payment of 9,132.60 Current Face on 195,000.00 Par Value for Honda Auto Receivables 2021-4 Owner Trust HAROT	0.00		-9,130.67		1.93

Realized Gains and Losses (continued)

Trade date Settlement date	Transaction description	Principal amount	Income amount	Cost	Accrued income	Realized G/L
<i>Consumer ABS (continued)</i>						
June 25, 2024 June 25, 2024	2021-4 A3 0.88% 21 Jan 2026 Due On 06/21/24 With Ex Date 06/21/24, CUSIP 43815GAC3  Principal Payment of 1 USD on 190,000.00 Par Value for BMW Vehicle Owner Trust 2022-A BMWOT 2022-A A3 3.21% 25 Aug 2026 Due On 06/25/24 With Ex Date 06/25/24, CUSIP 05602RAD3	10,829.91				0.00
June 25, 2024 June 25, 2024	Principal Payment of 10,829.91 Current Face on 190,000.00 Par Value for BMW Vehicle Owner Trust 2022-A BMWOT 2022-A A3 3.21% 25 Aug 2026 Due On 06/25/24 With Ex Date 06/25/24, CUSIP 05602RAD3	0.00		-10,829.35		0.56
<b>Total Consumer ABS</b>		<b>\$205,479.96</b>	<b>\$0.00</b>	<b>-\$205,452.34</b>	<b>\$0.00</b>	<b>\$27.62</b>
<i>Commercial ABS</i>						
June 17, 2024 June 17, 2024	Principal Payment of 1 USD on 170,000.00 Par Value for CNH Equipment Trust 2021-C CNH 2021-C A3 0.81% 15 Dec 2026 Due On 06/17/24 With Ex Date 06/15/24, CUSIP 12598LACO  Principal Payment of 6,945.30 Current Face on 170,000.00 Par Value for CNH Equipment Trust 2021-C CNH 2021-C A3 0.81% 15 Dec 2026 Due On 06/17/24	6,945.30				0.00
June 17, 2024 June 17, 2024	Principal Payment of 6,945.30 Current Face on 170,000.00 Par Value for CNH Equipment Trust 2021-C CNH 2021-C A3 0.81% 15 Dec 2026 Due On 06/17/24	0.00		-6,944.49		0.81

**Realized Gains and Losses (continued)**

Trade date Settlement date	Transaction description	Principal amount	Income amount	Cost	Accrued income	Realized G/L
<i>Commercial ABS (continued)</i>						
	With Ex Date 06/15/24, CUSIP 12598LAC0					
<b>Total Commercial ABS</b>		<b>\$6,945.30</b>	<b>\$0.00</b>	<b>-\$6,944.49</b>	<b>\$0.00</b>	<b>\$0.81</b>
<b>Total Fixed Income</b>		<b>\$387,843.10</b>	<b>\$0.00</b>	<b>-\$391,339.81</b>	<b>\$0.00</b>	<b>-\$3,496.71</b>
<b>Total Corporate Actions/Income</b>		<b>\$387,843.10</b>	<b>\$0.00</b>	<b>-\$391,339.81</b>	<b>\$0.00</b>	<b>-\$3,496.71</b>
<b>Sales</b>						
<i>Fixed Income</i>						
<i>US Government</i>						
June 5, 2024 June 6, 2024	Sale 450,000.00 Par Value of United States Treasury Note/Bond 3.125% 15 Aug 2025 @ 97.81% Received Accrued Interest of \$4,326.92, CUSIP 91282CFE6	440,156.25		-444,744.14	4,326.92	-4,587.89
June 12, 2024 June 13, 2024	Sale 200,000.00 Par Value of United States Treasury Note/Bond 3.125% 15 Aug 2025 @ 97.91% Received Accrued Interest of \$2,043.27, CUSIP 91282CFE6	195,820.31		-197,664.06	2,043.27	-1,843.75
June 27, 2024 June 28, 2024	Sale 150,000.00 Par Value of United States Treasury Note/Bond 3.125% 15 Aug 2025 @ 97.94% Received Accrued Interest of \$1,725.62, CUSIP 91282CFE6	146,906.25		-148,248.05	1,725.62	-1,341.80
<b>Total US Government</b>		<b>\$782,882.81</b>	<b>\$0.00</b>	<b>-\$790,656.25</b>	<b>\$8,095.81</b>	<b>-\$7,773.44</b>

Realized Gains and Losses (continued)

Trade date Settlement date	Transaction description	Principal amount	Income amount	Cost	Accrued income	Realized G/L
<b>CMBS</b>						
June 4, 2024	Sale 520,000.00 Par Value	509,193.75		-519,960.79	808.89	-10,767.04
June 5, 2024	520,000.00 Current Face of Capital One Multi Asset Execution Trust 2.8% 15 Mar 2027 @97.921875 % Received Accrued Interest of \$808.89, CUSIP 14041NFZ9					
<b>Total CMBS</b>		<b>\$509,193.75</b>	<b>\$0.00</b>	<b>-\$519,960.79</b>	<b>\$808.89</b>	<b>-\$10,767.04</b>
<b>US Credit</b>						
June 4, 2024	Sale 260,000.00 Par Value of	254,573.80		-259,768.60	1,496.44	-5,194.80
June 5, 2024	Metropolitan Life Global Funding I 2.8% 21 Mar 2025 @ 97.91% Received Accrued Interest of \$1,496.44, CUSIP 59217GEW5					
June 5, 2024	Sale 145,000.00 Par Value of	142,430.60		-144,968.10	486.35	-2,537.50
June 6, 2024	Cintas Corp No 2 3.45% 01 May 2025 @ 98.23% Received Accrued Interest of \$486.35, CUSIP 17252MAP5					
<b>Total US Credit</b>		<b>\$397,004.40</b>	<b>\$0.00</b>	<b>-\$404,736.70</b>	<b>\$1,982.79</b>	<b>-\$7,732.30</b>
<b>Total Fixed Income</b>		<b>\$1,689,080.96</b>	<b>\$0.00</b>	<b>-\$1,715,353.74</b>	<b>\$10,887.49</b>	<b>-\$26,272.78</b>
<b>Total Sales</b>		<b>\$1,689,080.96</b>	<b>\$0.00</b>	<b>-\$1,715,353.74</b>	<b>\$10,887.49</b>	<b>-\$26,272.78</b>
<b>Cash Sweep Activity</b>						
<b>Cash and Equivalents</b>						
<b>Cash Equivalents</b>						
June 30, 2024	Sweep sales totaling	1,710,843.22		-1,710,843.22		0.00
June 30, 2024	-1,710,843.22 units of Fidelity Government Portfolio for CITY OF DORAL - GENERAL FUND - Capital (7					

Realized Gains and Losses (continued)

Trade date Settlement date	Transaction description	Principal amount	Income amount	Cost	Accrued income	Realized G/L
<i>Cash Equivalents (continued)</i>						
	Transactions), CUSIP 316175108					
June 30, 2024	Sweep sales totaling		172,448.89	-172,448.89		0.00
June 30, 2024	-172,448.89 units of Fidelity Government Portfolio for CITY OF DORAL - GENERAL FUND - Income (6 Transactions), CUSIP 316175108					
<b>Total Cash Equivalents</b>		<b>\$1,710,843.22</b>	<b>\$172,448.89</b>	<b>-\$1,883,292.11</b>	<b>\$0.00</b>	<b>\$0.00</b>
<b>Total Cash and Equivalents</b>		<b>\$1,710,843.22</b>	<b>\$172,448.89</b>	<b>-\$1,883,292.11</b>	<b>\$0.00</b>	<b>\$0.00</b>
<b>Total Cash Sweep Activity</b>		<b>\$1,710,843.22</b>	<b>\$172,448.89</b>	<b>-\$1,883,292.11</b>	<b>\$0.00</b>	<b>\$0.00</b>
<b>Total</b>	<b>CITY OF DORAL - GENERAL FUND</b>	<b>\$3,787,767.28</b>	<b>\$172,448.89</b>	<b>-\$3,989,985.66</b>	<b>\$10,887.49</b>	<b>-\$29,769.49</b>

## Contributions and Receipts

Trade Date		Principal amount	Income amount
Settlement Date	Transaction Description		
<b>CITY OF DORAL - GENERAL FUND</b>			
<b>Contributions/Receipts</b>			
<i>Transfers</i>			
June 24, 2024	Cash Transfer - Portfolio Transfer From [REDACTED] CITY OF DORAL - GENERAL FUND		31.80
June 24, 2024	Administrative (Capital), Spot Currency USD		
June 30, 2024	Aggregate Cash Transfer due to Interest Transfer, Spot Currency USD		7,343.76
June 30, 2024			
<b>Total Transfers</b>		<b>\$0.00</b>	<b>\$7,375.56</b>
<b>Total Contributions/Receipts</b>		<b>\$0.00</b>	<b>\$7,375.56</b>
<b>Total</b>	<b>[REDACTED] CITY OF DORAL - GENERAL FUND</b>	<b>\$0.00</b>	<b>\$7,375.56</b>

## Distributions and Disbursements

Trade Date		Principal amount	Income amount
Settlement Date	Transaction Description		
<b>██████████ CITY OF DORAL - GENERAL FUND</b>			
<b>Distributions/Disbursements</b>			
<i>Transfers</i>			
June 24, 2024	Cash Transfer - Portfolio Transfer To ██████████ CITY OF DORAL - GENERAL FUND Administrative	-31.80	
June 24, 2024	(Income), Spot Currency USD		
June 30, 2024	Aggregate Cash Transfer due to Interest Transfer, Spot Currency USD	-7,343.76	
June 30, 2024			
<b>Total Transfers</b>		<b>-\$7,375.56</b>	<b>\$0.00</b>
<b>Total Distributions/Disbursements</b>		<b>-\$7,375.56</b>	<b>\$0.00</b>
<b>Total</b>	<b>██████████ CITY OF DORAL - GENERAL FUND</b>	<b>-\$7,375.56</b>	<b>\$0.00</b>

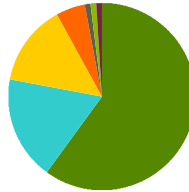
Fees and Expenses

No transactions this period.

Income Received

Summary

	Amount	Percent
US Government	124,315.63	60%
Consumer ABS	37,412.00	18%
US Credit	28,177.78	14%
CMBS	10,830.68	5%
Agency MBS	2,082.79	1%
Cash Equivalents	1,705.14	1%
CMO	1,444.16	1%
Commercial ABS	662.39	0%
<b>Total of your portfolio</b>	<b>\$206,630.57</b>	<b>100%</b>



Details

Trade Date

Settlement Date	Transaction Description	Principal amount	Income amount
-----------------	-------------------------	------------------	---------------

CITY OF DORAL - GENERAL FUND

Income Received

*Dividends*

*Cash and Equivalents*

*Cash Equivalents*

June 3, 2024	Daily Rate Income on Fidelity Government Portfolio For Period of 05/01/24 to 05/31/24 Due on		1,677.97
June 3, 2024	06/03/24, CUSIP 316175108		
June 3, 2024	Daily Rate Income on Fidelity Government Portfolio For Period of 05/01/24 to 05/31/24 Due on		27.17
June 3, 2024	06/03/24, CUSIP 316175108		
<b>Total Cash Equivalents</b>		<b>\$0.00</b>	<b>\$1,705.14</b>
<b>Total Cash and Equivalents</b>		<b>\$0.00</b>	<b>\$1,705.14</b>
<b>Total Dividends</b>		<b>\$0.00</b>	<b>\$1,705.14</b>

**Income Received (continued)**

<b>Trade Date</b>			<b>Principal amount</b>	<b>Income amount</b>
<b>Settlement Date</b>	<b>Transaction Description</b>			
<i>Interest</i>				
<i>Fixed Income</i>				
<i>US Government</i>				
June 17, 2024	June 17, 2024	Interest Payment 0.04375 USD United States Treasury Note/Bond 4.375% 15 Dec 2026 For 3,695,000.00 Par Value Due on 06/17/24 With Ex Date 06/15/24, CUSIP 91282CJP7		80,828.13
June 17, 2024	June 17, 2024	Interest Payment 0.04125 USD United States Treasury Note/Bond 4.125% 15 Jun 2026 For 780,000.00 Par Value Due on 06/17/24 With Ex Date 06/15/24, CUSIP 91282CHH7		16,087.50
June 17, 2024	June 17, 2024	Interest Payment 0.04 USD United States Treasury Note/Bond 4% 15 Dec 2025 For 1,370,000.00 Par Value Due on 06/17/24 With Ex Date 06/15/24, CUSIP 91282CGA3		27,400.00
<b>Total US Government</b>			<b>\$0.00</b>	<b>\$124,315.63</b>
<i>Agency MBS</i>				
June 17, 2024	June 17, 2024	Interest Payment of 0.075 USD on 72,639.05 Current Face for Ginnie Mae I Pool GN 668892 7.5% 15 Jun 2037 Due On 06/17/24 With Ex Date 06/01/24, CUSIP 36295FC51		453.99
June 17, 2024	June 17, 2024	Interest Payment of 0.065 USD on 4,229.55 Current Face for Ginnie Mae I Pool GN 677536 6.5% 15 Nov 2037 Due On 06/17/24 With Ex Date 06/01/24, CUSIP 36295QV56		22.91
June 17, 2024	June 17, 2024	Interest Payment of 0.065 USD on 11,791.44 Current Face for Ginnie Mae I Pool GN 662584 6.5% 15 Sep 2037 Due On 06/17/24 With Ex Date 06/01/24, CUSIP 36294XCV6		63.87
June 20, 2024	June 20, 2024	Interest Payment of 0.07 USD on 5,223.75 Current Face for Ginnie Mae II Pool G2 4262 7% 20 Oct 2038 Due On 06/20/24 With Ex Date 06/01/24, CUSIP 36202EWX3		30.47
June 20, 2024	June 20, 2024	Interest Payment of 0.07 USD on 11,630.37 Current Face for Ginnie Mae II Pool G2 4117 7% 20 Apr 2038 Due On 06/20/24 With Ex Date 06/01/24, CUSIP 36202ESE0		67.84
June 25, 2024	June 25, 2024	Interest Payment of 0.03 USD on 176,571.66 Current Face for Fannie Mae Pool FN FM5616 3% 01 Dec 2034 Due On 06/25/24 With Ex Date 06/01/24, CUSIP 3140X9G25		441.43
June 25, 2024	June 25, 2024	Interest Payment of 0.065 USD on 399.35 Current Face for Fannie Mae Pool FN 946318 6.5% 01 Sep 2037 Due On 06/25/24 With Ex Date 06/01/24, CUSIP 31413HYP7		2.16
June 25, 2024	June 25, 2024	Interest Payment of 0.03 USD on 220,479.70 Current Face for Fannie Mae Pool FN FM4174 3% 01 Nov 2032 Due On 06/25/24 With Ex Date 06/01/24, CUSIP 3140X7T82		551.20
June 25, 2024	June 25, 2024	Interest Payment of 0.065 USD on 5,770.11 Current Face for Fannie Mae Pool FN 899273 6.5% 01 Nov 2036 Due On 06/25/24 With Ex Date 06/01/24, CUSIP 31410WCJ5		31.25
June 25, 2024	June 25, 2024	Interest Payment of 0.065 USD on 11,511.08 Current Face for Fannie Mae Pool FN 899203 6.5% 01 Oct 2036 Due On 06/25/24 With Ex Date 06/01/24, CUSIP 31410WAC2		62.35
June 25, 2024	June 25, 2024	Interest Payment of 0.065 USD on 2,211.91 Current Face for Fannie Mae Pool FN 956412 6.5% 01 Nov 2037 Due On 06/25/24 With Ex Date 06/01/24, CUSIP 31413VAM9		11.98

**Income Received (continued)**

<b>Trade Date</b>			<b>Principal amount</b>	<b>Income amount</b>
<b>Settlement Date</b>	<b>Transaction Description</b>			
<b>Agency MBS (continued)</b>				
June 25, 2024	Interest Payment of 0.03 USD on 135,040.59 Current Face for Fannie Mae Pool FN BM4614 3% 01			337.60
June 25, 2024	Mar 2033 Due On 06/25/24 With Ex Date 06/01/24, CUSIP 3140J9DU2			
June 25, 2024	Interest Payment of 0.065 USD on 1,060.06 Current Face for Fannie Mae Pool FN 885671 6.5%			5.74
June 25, 2024	01 Oct 2036 Due On 06/25/24 With Ex Date 06/01/24, CUSIP 31410C6G2			
<b>Total Agency MBS</b>			<b>\$0.00</b>	<b>\$2,082.79</b>
<b>CMO</b>				
June 17, 2024	Interest Payment of 0.04 USD on 65,640.25 Current Face for Freddie Mac REMICS FHR 3842 PH			218.80
June 17, 2024	4% 15 Apr 2041 Due On 06/17/24 With Ex Date 06/01/24, CUSIP 3137A9QP4			
June 20, 2024	Interest Payment of 0.03 USD on 132,358.95 Current Face for Government National Mortgage			330.90
June 20, 2024	Association GNR 2014-H19 HA 3% 20 Sep 2064 Due On 06/20/24 With Ex Date 06/01/24, CUSIP 38375UPV6			
June 20, 2024	Interest Payment of 0.06 USD on 12,348.79 Current Face for Government National Mortgage			61.74
June 20, 2024	Association GNR 2008-82 A 6% 20 Sep 2038 Due On 06/20/24 With Ex Date 06/01/24, CUSIP 38375YEK4			
June 20, 2024	Interest Payment of 0.0225 USD on 220,665.69 Current Face for Government National Mortgage			413.75
June 20, 2024	Association GNR 2020-H02 DA 2.25% 20 Dec 2069 Due On 06/20/24 With Ex Date 06/01/24, CUSIP 38380LV67			
June 20, 2024	Interest Payment of 0.025 USD on 201,104.21 Current Face for Government National Mortgage			418.97
June 20, 2024	Association GNR 2019-H12 JA 2.5% 20 Jul 2069 Due On 06/20/24 With Ex Date 06/01/24, CUSIP 38380LXE8			
<b>Total CMO</b>			<b>\$0.00</b>	<b>\$1,444.16</b>
<b>CMBS</b>				
June 17, 2024	Interest Payment of 0.004325 USD on 170,000.00 Current Face for Kubota Credit Owner Trust			735.25
June 17, 2024	2024-1 KCOT 2024-1A A3 5.19% 17 Jul 2028 Due On 06/17/24 With Ex Date 06/15/24, CUSIP 50117BAC4			
June 17, 2024	Interest Payment of 0.004242 USD on 400,000.00 Current Face for John Deere Owner Trust			1,696.67
June 17, 2024	2022-C JDOT 2022-C A3 5.09% 15 Jun 2027 Due On 06/17/24 With Ex Date 06/15/24, CUSIP 47800BAC2			
June 17, 2024	Interest Payment of 0.004008 USD on 165,000.00 Current Face for CNH Equipment Trust 2023-A			661.37
June 17, 2024	CNH 2023-A A3 4.81% 15 Aug 2028 Due On 06/17/24 With Ex Date 06/15/24, CUSIP 12664QAC8			

**Income Received (continued)**

<b>Trade Date</b>			<b>Principal amount</b>	<b>Income amount</b>
<b>Settlement Date</b>	<b>Transaction Description</b>			
<i>CMBS (continued)</i>				
June 17, 2024	Interest Payment of 0.002583 USD on 136,465.33 Current Face for GM Financial Consumer			352.54
June 17, 2024	Automobile Receivables Trust 2022-2 GMCAR 2022-2 A3 3.1% 16 Feb 2027 Due On 06/17/24 With Ex Date 06/16/24, CUSIP 362585AC5			
June 17, 2024	Interest Payment of 0.00105 USD on 87,982.68 Current Face for GM Financial Consumer			92.38
June 17, 2024	Automobile Receivables Trust 2022-1 GMCAR 2022-1 A3 1.26% 16 Nov 2026 Due On 06/17/24 With Ex Date 06/16/24, CUSIP 380146AC4			
June 17, 2024	Interest Payment of 0.001075 USD on 87,304.36 Current Face for Ford Credit Auto Owner Trust			93.85
June 17, 2024	2022-A FORDO 2022-A A3 1.29% 15 Jun 2026 Due On 06/17/24 With Ex Date 06/15/24, CUSIP 345286AC2			
June 17, 2024	Interest Payment of 0.000467 USD on 70,776.03 Current Face for Kubota Credit Owner Trust			33.03
June 17, 2024	2021-2 KCOT 2021-2A A3 0.56% 17 Nov 2025 Due On 06/17/24 With Ex Date 06/15/24, CUSIP 50117XAE2			
June 17, 2024	Interest Payment of 0.004575 USD on 165,000.00 Current Face for Daimler Trucks Retail Trust			754.88
June 17, 2024	2024-1 DTRT 2024-1 A3 5.49% 15 Dec 2027 Due On 06/17/24 With Ex Date 06/15/24, CUSIP 233874AC0			
June 17, 2024	Interest Payment of 0.000467 USD on 78,299.34 Current Face for CarMax Auto Owner Trust			36.54
June 17, 2024	2021-4 CARMX 2021-4 A3 0.56% 15 Sep 2026 Due On 06/17/24 With Ex Date 06/15/24, CUSIP 14317JAD9			
June 17, 2024	Interest Payment of 0.004358 USD on 241,648.67 Current Face for Daimler Trucks Retail Trust			1,053.19
June 17, 2024	2022-1 DTRT 2022-1 A3 5.23% 17 Feb 2026 Due On 06/17/24 With Ex Date 06/15/24, CUSIP 233869AC0			
June 17, 2024	Interest Payment of 0.002225 USD on 241,633.04 Current Face for Kubota Credit Owner Trust			537.63
June 17, 2024	2022-1 KCOT 2022-1A A3 2.67% 15 Oct 2026 Due On 06/17/24 With Ex Date 06/15/24, CUSIP 50117EAC8			
June 25, 2024	Interest Payment of 0.002142 USD on 355,000.00 Current Face for Freddie Mac Multifamily			760.29
June 25, 2024	Structured Pass Through Certificates FHMS K057 A2 2.57% 25 Jul 2026 Due On 06/25/24 With Ex Date 06/01/24, CUSIP 3137BRQJ7			
June 25, 2024	Interest Payment of 0.002626 USD on 690,000.00 Current Face for Freddie Mac Multifamily			1,811.82
June 25, 2024	Structured Pass Through Certificates FHMS K052 A2 3.151% 25 Nov 2025 Due On 06/25/24 With Ex Date 06/01/24, CUSIP 3137BMTX4			
June 25, 2024	Interest Payment of 0.001902 USD on 370,000.00 Current Face for Freddie Mac Multifamily			703.62
June 25, 2024	Structured Pass Through Certificates FHMS K736 A2 2.282% 25 Jul 2026 Due On 06/25/24 With Ex Date 06/01/24, CUSIP 3137FNWX4			

**Income Received (continued)**

<b>Trade Date</b>			<b>Principal amount</b>	<b>Income amount</b>
<b>Settlement Date</b>	<b>Transaction Description</b>			
<b>CMBS (continued)</b>				
June 25, 2024	Interest Payment of 0.002604 USD on 287,949.51 Current Face for Freddie Mac Multifamily			749.87
June 25, 2024	Structured Pass Through Certificates FHMS K092 A1 3.125% 25 Oct 2028 Due On 06/25/24 With Ex Date 06/01/24, CUSIP 3137FLYU2			
June 25, 2024	Interest Payment of 0.02525 USD on 360,117.95 Current Face for Fannie Mae-Aces FNA			757.75
June 25, 2024	2016-M12 A2 Var 25 Sep 2026 Due On 06/25/24 With Ex Date 06/01/24, CUSIP 3136AUKX8			
<b>Total CMBS</b>			<b>\$0.00</b>	<b>\$10,830.68</b>
<b>Consumer ABS</b>				
June 17, 2024	Interest Payment of 0.0043 USD on 405,000.00 Current Face for Chase Issuance Trust CHAIT			1,741.50
June 17, 2024	2023-A1 A 5.16% 15 Sep 2028 Due On 06/17/24 With Ex Date 06/15/24, CUSIP 161571HT4			
June 17, 2024	Interest Payment of 0.0356 USD on 420,000.00 Current Face for Discover Card Execution Note			1,246.00
June 17, 2024	Trust DCENT 2022-A3 A3 3.56% 15 Jul 2027 Due On 06/17/24 With Ex Date 06/15/24, CUSIP 254683CW3			
June 17, 2024	Interest Payment of 0.0332 USD on 480,000.00 Current Face for Discover Card Execution Note			1,328.00
June 17, 2024	Trust DCENT 2022-A2 A 3.32% 15 May 2027 Due On 06/17/24 With Ex Date 06/15/24, CUSIP 254683CS2			
June 17, 2024	Interest Payment of 0.003308 USD on 200,000.00 Current Face for Chase Issuance Trust CHAIT			661.67
June 17, 2024	2022-A1 A 3.97% 15 Sep 2027 Due On 06/17/24 With Ex Date 06/15/24, CUSIP 161571HS6			
June 17, 2024	Interest Payment of 0.00405 USD on 350,000.00 Current Face for World Omni Auto Receivables			1,417.50
June 17, 2024	Trust 2024-A WOART 2024-A A3 4.86% 15 Mar 2029 Due On 06/17/24 With Ex Date 06/15/24, CUSIP 98164RAD8			
June 17, 2024	Interest Payment of 0.004342 USD on 575,000.00 Current Face for Mercedes-Benz Auto			2,496.46
June 17, 2024	Receivables Trust 2022-1 MBART 2022-1 A3 5.21% 16 Aug 2027 Due On 06/17/24 With Ex Date 06/15/24, CUSIP 58768PAC8			
June 17, 2024	Interest Payment of 0.001933 USD on 154,147.52 Current Face for John Deere Owner Trust 2022			298.02
June 17, 2024	JDOT 2022-A A3 2.32% 15 Sep 2026 Due On 06/17/24 With Ex Date 06/15/24, CUSIP 47787JAC2			
June 17, 2024	Interest Payment of 0.000283 USD on 62,730.05 Current Face for Carmax Auto Owner Trust			17.77
June 17, 2024	2021-1 CARMX 2021-1 A3 0.34% 15 Dec 2025 Due On 06/17/24 With Ex Date 06/15/24, CUSIP 14316NAC3			
June 17, 2024	Interest Payment of 0.00245 USD on 168,260.45 Current Face for CNH Equipment Trust 2022-A			412.24
June 17, 2024	CNH 2022-A A3 2.94% 15 Jul 2027 Due On 06/17/24 With Ex Date 06/15/24, CUSIP 12660DAC1			
June 17, 2024	Interest Payment of 0.004133 USD on 125,000.00 Current Face for John Deere Owner Trust 2024			516.67
June 17, 2024	JDOT 2024-A A3 4.96% 15 Nov 2028 Due On 06/17/24 With Ex Date 06/15/24, CUSIP 47800RAD5			

**Income Received (continued)**

<b>Trade Date</b>	<b>Transaction Description</b>	<b>Principal amount</b>	<b>Income amount</b>
<b>Settlement Date</b>			
<i>Consumer ABS (continued)</i>			
June 17, 2024	Interest Payment of 0.003925 USD on 240,000.00 Current Face for Toyota Auto Receivables		942.00
June 17, 2024	2023-B Owner Trust TAOT 2023-B A3 4.71% 15 Feb 2028 Due On 06/17/24 With Ex Date 06/15/24, CUSIP 891941AD8		
June 17, 2024	Interest Payment of 0.002908 USD on 475,000.00 Current Face for Capital One Multi-Asset		1,381.46
June 17, 2024	Execution Trust COMET 2022-A2 A 3.49% 15 May 2027 Due On 06/17/24 With Ex Date 06/15/24, CUSIP 14041NGA3		
June 17, 2024	Interest Payment of 0.004042 USD on 65,000.00 Current Face for GM Financial Consumer		262.71
June 17, 2024	Automobile Receivables Trust 2024-1 GMCAR 2024-1 A3 4.85% 18 Dec 2028 Due On 06/17/24 With Ex Date 06/16/24, CUSIP 36268GAD7		
June 17, 2024	Interest Payment of 0.00255 USD on 166,404.27 Current Face for Harley-Davidson Motorcycle		424.33
June 17, 2024	Trust 2022-A HDMOT 2022-A A3 3.06% 15 Feb 2027 Due On 06/17/24 With Ex Date 06/15/24, CUSIP 41284YAD8		
June 17, 2024	Interest Payment of 0.004183 USD on 175,000.00 Current Face for Kubota Credit Owner Trust		732.08
June 17, 2024	2023-1 KCOT 2023-1A A3 5.02% 15 Jun 2027 Due On 06/17/24 With Ex Date 06/15/24, CUSIP 50117KAC4		
June 17, 2024	Interest Payment of 0.004108 USD on 225,000.00 Current Face for Honda Auto Receivables		924.37
June 17, 2024	2023-2 Owner Trust HAROT 2023-2 A3 4.93% 15 Nov 2027 Due On 06/17/24 With Ex Date 06/15/24, CUSIP 437927AC0		
June 17, 2024	Interest Payment of 0.003725 USD on 185,000.00 Current Face for GM Financial Consumer		689.13
June 17, 2024	Automobile Receivables Trust 2023-2 GMCAR 2023-2 A3 4.47% 16 Feb 2028 Due On 06/17/24 With Ex Date 06/16/24, CUSIP 362583AD8		
June 17, 2024	Interest Payment of 0.003875 USD on 175,000.00 Current Face for Ford Credit Auto Owner Trust		678.13
June 17, 2024	2023-A FORDO 2023-A A3 4.65% 15 Feb 2028 Due On 06/17/24 With Ex Date 06/15/24, CUSIP 344928AD8		
June 17, 2024	Interest Payment of 0.003858 USD on 215,000.00 Current Face for Toyota Auto Receivables 4.63%		829.54
June 17, 2024	15 Sep 2027 Due On 06/17/24 With Ex Date 06/15/24, CUSIP 891940AC2		
June 17, 2024	Interest Payment of 0.004567 USD on 150,000.00 Current Face for Hyundai Auto Receivables Trust		685.00
June 17, 2024	2023-B HART 2023-B A3 5.48% 17 Apr 2028 Due On 06/17/24 With Ex Date 06/15/24, CUSIP 44933XAD9		
June 17, 2024	Interest Payment of 0.0044 USD on 130,000.00 Current Face for Kubota Credit Owner Trust		572.00
June 17, 2024	2023-2 KCOT 2023-2A A3 5.28% 18 Jan 2028 Due On 06/17/24 With Ex Date 06/15/24, CUSIP 500945AC4		

**Income Received (continued)**

<b>Trade Date</b>	<b>Transaction Description</b>	<b>Principal amount</b>	<b>Income amount</b>
<b>Settlement Date</b>			
<i>Consumer ABS (continued)</i>			
June 17, 2024	Interest Payment of 0.004608 USD on 475,000.00 Current Face for Fifth Third Auto Trust 2023-1		2,188.96
June 17, 2024	FITAT 2023-1 A3 5.53% 15 Aug 2028 Due On 06/17/24 With Ex Date 06/15/24, CUSIP 31680EAD3		
June 17, 2024	Interest Payment of 0.004783 USD on 395,000.00 Current Face for Bank of America Auto Trust		1,889.42
June 17, 2024	5.74% 15 Jun 2028 Due On 06/17/24 With Ex Date 06/15/24, CUSIP 06054YAC1		
June 17, 2024	Interest Payment of 0.004025 USD on 150,000.00 Current Face for Toyota Auto Receivables		603.75
June 17, 2024	2024-A Owner Trust TAOT 2024-A A3 4.83% 16 Oct 2028 Due On 06/17/24 With Ex Date 06/15/24, CUSIP 89238DADO		
June 17, 2024	Interest Payment of 0.002642 USD on 181,337.04 Current Face for Capital One Prime Auto		479.03
June 17, 2024	Receivables Trust 2022-1 COPAR 2022-1 A3 3.17% 15 Apr 2027 Due On 06/17/24 With Ex Date 06/15/24, CUSIP 14043QAC6		
June 17, 2024	Interest Payment of 0.002825 USD on 515,000.00 Current Face for American Express Credit		1,454.88
June 17, 2024	Account Master Trust AMXCA 2022-2 A 3.39% 15 May 2027 Due On 06/17/24 With Ex Date 06/15/24, CUSIP 02582JIT8		
June 17, 2024	Interest Payment of 0.001567 USD on 219,731.45 Current Face for Honda Auto Receivables		344.25
June 17, 2024	2022-1 Owner Trust HAROT 2022-1 A3 1.88% 15 May 2026 Due On 06/17/24 With Ex Date 06/15/24, CUSIP 43815BAC4		
June 17, 2024	Interest Payment of 0.002758 USD on 290,387.04 Current Face for Ally Auto Receivables Trust		800.98
June 17, 2024	2022-1 ALLYA 2022-1 A3 3.31% 15 Nov 2026 Due On 06/17/24 With Ex Date 06/15/24, CUSIP 02008JACO		
June 17, 2024	Interest Payment of 0.00445 USD on 550,000.00 Current Face for Carmax Auto Owner Trust		2,447.50
June 17, 2024	2022-4 CARMX 2022-4 A3 5.34% 16 Aug 2027 Due On 06/17/24 With Ex Date 06/15/24, CUSIP 14318UAD3		
June 17, 2024	Interest Payment of 0.004175 USD on 140,000.00 Current Face for John Deere Owner Trust 2023		584.50
June 17, 2024	JDOT 2023-A A3 5.01% 15 Nov 2027 Due On 06/17/24 With Ex Date 06/15/24, CUSIP 47800CAC0		
June 17, 2024	Interest Payment of 0.00185 USD on 263,805.24 Current Face for Hyundai Auto Receivables Trust		488.04
June 17, 2024	2022-A HART 2022-A A3 2.22% 15 Oct 2026 Due On 06/17/24 With Ex Date 06/15/24, CUSIP 448977ADO		
June 17, 2024	Interest Payment of 0.004233 USD on 240,000.00 Current Face for Ally Auto Receivables Trust		1,016.00
June 17, 2024	2024-1 ALLYA 2024-1 A3 5.08% 15 Dec 2028 Due On 06/17/24 With Ex Date 06/15/24, CUSIP 02008FAC8		
June 17, 2024	Interest Payment of 0.004358 USD on 155,000.00 Current Face for Huntington Auto Trust 5.23%		675.54
June 17, 2024	16 Jan 2029 Due On 06/17/24 With Ex Date 06/15/24, CUSIP 446144AE7		

**Income Received (continued)**

<b>Trade Date</b>	<b>Transaction Description</b>	<b>Principal amount</b>	<b>Income amount</b>
<b>Settlement Date</b>			
<i>Consumer ABS (continued)</i>			
June 17, 2024	Interest Payment of 0.003133 USD on 140,000.00 Current Face for Toyota Auto Receivables		438.67
June 17, 2024	2022-C Owner Trust TAOT 2022-C A3 3.76% 15 Apr 2027 Due On 06/17/24 With Ex Date 06/15/24, CUSIP 89231CAD9		
June 17, 2024	Interest Payment of 0.004608 USD on 265,000.00 Current Face for Bank of America Auto Trust		1,221.21
June 17, 2024	2023-1 BAAT 2023-1A A3 5.53% 15 Feb 2028 Due On 06/17/24 With Ex Date 06/15/24, CUSIP 06428AAC2		
June 17, 2024	Interest Payment of 0.004317 USD on 155,000.00 Current Face for John Deere Owner Trust		669.08
June 17, 2024	2023-B JDOT 2023-B A3 5.18% 15 Mar 2028 Due On 06/17/24 With Ex Date 06/15/24, CUSIP 477920AC6		
June 17, 2024	Interest Payment of 0.00305 USD on 205,000.00 Current Face for Capital One Prime Auto		625.25
June 17, 2024	Receivables Trust 2022-2 COPAR 2022-2 A3 3.66% 17 May 2027 Due On 06/17/24 With Ex Date 06/15/24, CUSIP 14043GAD6		
June 17, 2024	Interest Payment of 0.000458 USD on 158,486.26 Current Face for CarMax Auto Owner Trust		72.64
June 17, 2024	2021-3 CARMX 2021-3 A3 0.55% 15 Jun 2026 Due On 06/17/24 With Ex Date 06/15/24, CUSIP 14317DAC4		
June 17, 2024	Interest Payment of 0.002908 USD on 197,119.47 Current Face for CarMax Auto Owner Trust		573.29
June 17, 2024	2022-2 CARMX 2022-2 A3 3.49% 16 Feb 2027 Due On 06/17/24 With Ex Date 06/15/24, CUSIP 14317HAC5		
June 18, 2024	Interest Payment of 0.000342 USD on 83,955.51 Current Face for Honda Auto Receivables 2021-3		28.68
June 18, 2024	Owner Trust HAROT 2021-3 A3 0.41% 18 Nov 2025 Due On 06/18/24 With Ex Date 06/18/24, CUSIP 43815EAC8		
June 20, 2024	Interest Payment of 0.00085 USD on 106,605.81 Current Face for Volkswagen Auto Loan Enhanced		90.62
June 20, 2024	Trust 2021-1 VALET 2021-1 A3 1.02% 22 Jun 2026 Due On 06/20/24 With Ex Date 06/20/24, CUSIP 92868KAC7		
June 20, 2024	Interest Payment of 0.002867 USD on 45,215.48 Current Face for Volkswagen Auto Lease Trust		129.62
June 20, 2024	2022-A VWALT 2022-A A3 3.44% 21 Jul 2025 Due On 06/20/24 With Ex Date 06/20/24, CUSIP 92868AAC9		
June 21, 2024	Interest Payment of 0.000733 USD on 87,049.78 Current Face for Honda Auto Receivables 2021-4		63.84
June 21, 2024	Owner Trust HAROT 2021-4 A3 0.88% 21 Jan 2026 Due On 06/21/24 With Ex Date 06/21/24, CUSIP 43815GAC3		
June 24, 2024	Interest Payment of 0.004008 USD on 205,000.00 Current Face for Porsche Financial Auto		821.71
June 24, 2024	Securitization Trust 2023-1 PFAST 2023-1A A3 4.81% 22 Sep 2028 Due On 06/24/24 With Ex Date 06/22/24, CUSIP 73328QAC8		

**Income Received (continued)**

Trade Date Settlement Date	Transaction Description	Principal amount	Income amount
<i>Consumer ABS (continued)</i>			
June 25, 2024	Interest Payment of 0.002675 USD on 129,051.23 Current Face for BMW Vehicle Owner Trust		345.21
June 25, 2024	2022-A BMWOT 2022-A A3 3.21% 25 Aug 2026 Due On 06/25/24 With Ex Date 06/25/24, CUSIP 05602RAD3		
June 25, 2024	Interest Payment of 0.004558 USD on 120,000.00 Current Face for BMW Vehicle Owner Trust		547.00
June 25, 2024	2023-A BMWOT 2023-A A3 5.47% 25 Feb 2028 Due On 06/25/24 With Ex Date 06/25/24, CUSIP 05592XAD2		
June 25, 2024	Interest Payment of 0.004275 USD on 130,000.00 Current Face for Chase Auto Owner Trust		555.75
June 25, 2024	2024-1 CHAOT 2024-1A A3 5.13% 25 May 2029 Due On 06/25/24 With Ex Date 06/25/24, CUSIP 16144BAC2		
<b>Total Consumer ABS</b>		<b>\$0.00</b>	<b>\$37,412.00</b>
<i>Commercial ABS</i>			
June 17, 2024	Interest Payment of 0.003975 USD on 150,000.00 Current Face for CNH Equipment Trust 4.77%		596.25
June 17, 2024	15 Jun 2029 Due On 06/17/24 With Ex Date 06/15/24, CUSIP 18978FAC0		
June 17, 2024	Interest Payment of 0.000675 USD on 97,984.71 Current Face for CNH Equipment Trust 2021-C		66.14
June 17, 2024	CNH 2021-C A3 0.81% 15 Dec 2026 Due On 06/17/24 With Ex Date 06/15/24, CUSIP 12598LACO		
<b>Total Commercial ABS</b>		<b>\$0.00</b>	<b>\$662.39</b>
<i>US Credit</i>			
June 5, 2024	Interest Payment 0.047 USD Linde Inc 4.7% 05 Dec 2025 For 505,000.00 Par Value Due on		11,867.50
June 5, 2024	06/05/24 With Ex Date 06/05/24, CUSIP 53522KAB9		
June 11, 2024	Interest Payment 0.02627 USD Wells Fargo Bank NA 5.254% 11 Dec 2026 For 370,000.00 Par		9,719.90
June 11, 2024	Value Due on 06/11/24 With Ex Date 06/11/24, CUSIP 94988J6F9		
June 13, 2024	Interest Payment 0.037 USD Met Tower Global Funding 3.7% 13 Jun 2025 For 330,000.00 Par		6,105.00
June 13, 2024	Value Due on 06/13/24 With Ex Date 06/13/24, CUSIP 58989V2E3		
June 17, 2024	Interest Payment of 0.002942 USD on 165,000.00 Current Face for BA Credit Card Trust BACCT		485.38
June 17, 2024	2022-A1 A1 3.53% 15 Nov 2027 Due On 06/17/24 With Ex Date 06/15/24, CUSIP 05522RDE5		
<b>Total US Credit</b>		<b>\$0.00</b>	<b>\$28,177.78</b>
<b>Total Fixed Income</b>		<b>\$0.00</b>	<b>\$204,925.43</b>
<b>Total Interest</b>		<b>\$0.00</b>	<b>\$204,925.43</b>
<b>Total Income Received</b>		<b>\$0.00</b>	<b>\$206,630.57</b>
<b>Total</b>	<b>CITY OF DORAL - GENERAL FUND</b>	<b>\$0.00</b>	<b>\$206,630.57</b>

Other Income and Capital Gain Distributions

No transactions this period.

Security Transactions

Trade Date Settlement Date	Transaction Description	Principal amount	Income amount	Cost	Accrued Income	Realized G/L
<b>CITY OF DORAL - GENERAL FUND</b>						
<b>Security Transactions</b>						
<i>Adjustments</i>						
June 25, 2024 June 25, 2024	Adjustment - Accreted Market Discount Current Year of Fannie Mae-Aces FNA 2016-M12 A2 Var 25 Sep 2026 - Adjustment Amount of \$7.99, Federal Cost \$7.99, State Cost \$7.99, CUSIP 3136AUKX8	0.00		7.99		0.00
June 25, 2024 June 25, 2024	Adjustment - Accreted Market Discount Current Year of Freddie Mac Multifamily Structured Pass Through Certificates FHMS K092 A1 3.125% 25 Oct 2028 - Adjustment Amount of \$31.49, Federal Cost \$31.49, State Cost \$31.49, CUSIP 3137FLYU2	0.00		31.49		0.00
<b>Total Adjustments</b>		<b>\$0.00</b>	<b>\$0.00</b>	<b>\$39.48</b>	<b>\$0.00</b>	<b>\$0.00</b>
<b>Total Security Transactions</b>		<b>\$0.00</b>	<b>\$0.00</b>	<b>\$39.48</b>	<b>\$0.00</b>	<b>\$0.00</b>
<b>Total CITY OF DORAL - GENERAL FUND</b>		<b>\$0.00</b>	<b>\$0.00</b>	<b>\$39.48</b>	<b>\$0.00</b>	<b>\$0.00</b>

**Income Accrual on June 30, 2024**

	Number of shares	Ex date Pay date	Annual rate	Beginning Accrual	Income Earned	Income Received	Ending Accrual
<b>Cash and Equivalents</b>							
<i>Cash Equivalents</i>							
Fidelity Government Portfolio (CUSIP:316175108)	45,926.91		5.29%	1,705.14	1,846.97	1,705.14	1,846.97
<b>Total Cash Equivalents</b>				<b>\$1,705.14</b>	<b>\$1,846.97</b>	<b>\$1,705.14</b>	<b>\$1,846.97</b>
<i>Accrued Income</i>							
Ending Accrual (Firm Defined Security ID:TOTALACCR)	0.00			0.00	0.00	0.00	0.00
<b>Total Accrued Income</b>				<b>\$0.00</b>	<b>\$0.00</b>	<b>\$0.00</b>	<b>\$0.00</b>
<b>Total Cash and Equivalents</b>				<b>\$1,705.14</b>	<b>\$1,846.97</b>	<b>\$1,705.14</b>	<b>\$1,846.97</b>
<b>Fixed Income</b>							
<i>US Government</i>							
United States Treasury Note/Bond 3.125% 15 Aug 2025 (CUSIP:91282CFE6)	200,000.00		3.19%	9,186.13	1,262.02	8,095.81	2,352.34
United States Treasury Note/Bond 3.625% 15 May 2026 (CUSIP:91282CHB0)	3,025,000.00		3.70%	5,065.63	8,939.39	0.00	14,005.02
United States Treasury Note/Bond 3.75% 15 Apr 2026 (CUSIP:91282CGV7)	2,560,000.00		3.82%	12,327.86	7,868.85	0.00	20,196.71
United States Treasury Note/Bond 3.875% 15 Jan 2026 (CUSIP:91282CGE5)	1,820,000.00		3.93%	26,737.49	5,812.52	0.00	32,550.01
United States Treasury Note/Bond 4.125% 15 Feb 2027 (CUSIP:91282CKA8)	2,080,000.00		4.17%	25,221.44	7,071.41	0.00	32,292.85
United States Treasury Note/Bond 4.125% 15 Jun 2026 (CUSIP:91282CHH7)	780,000.00	06/15/24 06/17/24	4.17%	14,856.76	2,637.30	16,087.50	1,406.56
United States Treasury Note/Bond 4% 15 Dec 2025 (CUSIP:91282CGA3)	1,370,000.00	06/15/24 06/17/24	4.05%	25,303.83	4,491.79	27,400.00	2,395.62

**Income Accrual on June 30, 2024 (continued)**

	Number of shares	Ex date Pay date	Annual rate	Beginning Accrual	Income Earned	Income Received	Ending Accrual
<i>US Government (continued)</i>							
United States Treasury Note/Bond 4% 15 Feb 2026 (CUSIP:91282CGL9)	2,200,000.00		4.05%	25,868.13	7,252.76	0.00	33,120.89
United States Treasury Note/Bond 4% 15 Jan 2027 (CUSIP:91282CJT9)	1,210,000.00		4.06%	18,349.46	3,989.00	0.00	22,338.46
United States Treasury Note/Bond 4.25% 15 Mar 2027 (CUSIP:91282CKE0)	500,000.00		4.28%	4,504.08	1,732.34	0.00	6,236.42
United States Treasury Note/Bond 4.25% 15 Oct 2025 (CUSIP:91282CFP1)	1,405,000.00		4.29%	7,668.00	4,894.47	0.00	12,562.47
United States Treasury Note/Bond 4.375% 15 Aug 2026 (CUSIP:91282CHU8)	1,070,000.00		4.40%	13,760.82	3,858.17	0.00	17,618.99
United States Treasury Note/Bond 4.375% 15 Dec 2026 (CUSIP:91282CJP7)	3,695,000.00	06/15/24 06/17/24	4.40%	74,644.54	13,250.54	80,828.13	7,066.95
United States Treasury Note/Bond 4.5% 15 Apr 2027 (CUSIP:91282CKJ9)	1,200,000.00		4.51%	6,934.43	4,426.22	0.00	11,360.65
United States Treasury Note/Bond 4.5% 15 Jul 2026 (CUSIP:91282CHM6)	1,265,000.00		4.52%	21,581.46	4,691.62	0.00	26,273.08
United States Treasury Note/Bond 4.5% 15 May 2027 (CUSIP:91282CKR1)	1,000,000.00		4.51%	0.00	3,057.06	-2,690.22	5,747.28
United States Treasury Note/Bond 4.5% 15 Nov 2025 (CUSIP:91282CFW6)	2,150,000.00		4.53%	4,469.42	7,887.23	0.00	12,356.65
United States Treasury Note/Bond 4.625% 15 Nov 2026 (CUSIP:91282CJK8)	1,695,000.00		4.63%	3,621.45	6,390.80	0.00	10,012.25
United States Treasury Note/Bond 4.625% 15 Oct 2026 (CUSIP:91282CJC6)	870,000.00		4.63%	5,167.11	3,298.16	0.00	8,465.27
United States Treasury Note/Bond 4.625% 15 Sep 2026 (CUSIP:91282CHY0)	310,000.00		4.63%	3,038.93	1,168.81	0.00	4,207.74
<b>Total US Government</b>				<b>\$308,306.97</b>	<b>\$103,980.46</b>	<b>\$129,721.22</b>	<b>\$282,566.21</b>

Income Accrual on June 30, 2024 (continued)

	Number of shares	Ex date Pay date	Annual rate	Beginning Accrual	Income Earned	Income Received	Ending Accrual
<b>Agency MBS</b>							
Fannie Mae Pool FN 885671 6.5% 01 Oct 2036 (CUSIP:31410C6G2)	1,055.04	06/01/24 06/25/24	6.35%	5.74	5.71	5.74	5.71
Fannie Mae Pool FN 899203 6.5% 01 Oct 2036 (CUSIP:31410WAC2)	11,459.17	06/01/24 06/25/24	6.26%	62.35	62.07	62.35	62.07
Fannie Mae Pool FN 899273 6.5% 01 Nov 2036 (CUSIP:31410WCJ5)	5,726.10	06/01/24 06/25/24	6.38%	31.25	31.02	31.25	31.02
Fannie Mae Pool FN 946318 6.5% 01 Sep 2037 (CUSIP:31413HYP7)	397.89	06/01/24 06/25/24	6.33%	2.16	2.16	2.16	2.16
Fannie Mae Pool FN 956412 6.5% 01 Nov 2037 (CUSIP:31413VAM9)	2,184.82	06/01/24 06/25/24	6.31%	11.98	11.83	11.98	11.83
Fannie Mae Pool FN BM4614 3% 01 Mar 2033 (CUSIP:3140J9DU2)	132,565.17	06/01/24 06/25/24	3.17%	337.60	331.41	337.60	331.41
Fannie Mae Pool FN FM4174 3% 01 Nov 2032 (CUSIP:3140X7T82)	212,399.64	06/01/24 06/25/24	3.11%	551.20	531.00	551.20	531.00
Fannie Mae Pool FN FM5616 3% 01 Dec 2034 (CUSIP:3140X9G25)	174,706.95	06/01/24 06/25/24	3.21%	441.43	436.77	441.43	436.77
Ginnie Mae II Pool G2 4117 7% 20 Apr 2038 (CUSIP:36202ESE0)	11,523.06	06/01/24 06/20/24	6.82%	67.84	67.22	67.84	67.22
Ginnie Mae II Pool G2 4262 7% 20 Oct 2038 (CUSIP:36202EWX3)	5,205.86	06/01/24 06/20/24	6.94%	30.47	30.37	30.47	30.37
Ginnie Mae I Pool GN 662584 6.5% 15 Sep 2037 (CUSIP:36294XCV6)	11,726.64	06/01/24 06/17/24	6.33%	63.87	63.52	63.87	63.52
Ginnie Mae I Pool GN 668892 7.5% 15 Jun 2037 (CUSIP:36295FC51)	72,399.17	06/01/24 06/17/24	7.51%	453.99	452.49	453.99	452.49
Ginnie Mae I Pool GN 677536 6.5% 15 Nov 2037 (CUSIP:36295QV56)	4,212.16	06/01/24 06/17/24	6.32%	22.91	22.82	22.91	22.82
<b>Total Agency MBS</b>				<b>\$2,082.79</b>	<b>\$2,048.39</b>	<b>\$2,082.79</b>	<b>\$2,048.39</b>
<b>CMO</b>							
Freddie Mac REMICS FHR 3842 PH 4% 15 Apr 2041 (CUSIP:3137A9QP4)	64,696.39	06/01/24 06/17/24	4.14%	218.80	215.65	218.80	215.65

**Income Accrual on June 30, 2024 (continued)**

	Number of shares	Ex date Pay date	Annual rate	Beginning Accrual	Income Earned	Income Received	Ending Accrual
<b>CMO (continued)</b>							
Government National Mortgage Association GNR 2008-82 A 6% 20 Sep 2038 (CUSIP:38375YEK4)	12,177.73	06/01/24 06/20/24	5.97%	61.74	60.89	61.74	60.89
Government National Mortgage Association GNR 2014-H19 HA 3% 20 Sep 2064 (CUSIP:38375UPV6)	86,792.12	06/01/24 06/20/24	3.07%	330.90	216.98	330.90	216.98
Government National Mortgage Association GNR 2019-H12 JA 2.5% 20 Jul 2069 (CUSIP:38380LXE8)	176,071.11	06/01/24 06/20/24	2.57%	418.97	366.81	418.97	366.81
Government National Mortgage Association GNR 2020-H02 DA 2.25% 20 Dec 2069 (CUSIP:38380LV67)	212,420.25	06/01/24 06/20/24	2.33%	413.75	398.29	413.75	398.29
<b>Total CMO</b>				<b>\$1,444.16</b>	<b>\$1,258.62</b>	<b>\$1,444.16</b>	<b>\$1,258.62</b>
<b>CMBS</b>							
BMW Vehicle Owner Trust 2024-A BMWOT 2024-A A3 5.18% 26 Feb 2029 (CUSIP:096919AD7)	295,000.00		5.17%	0.00	848.95	0.00	848.95
Capital One Multi Asset Execution Trust 2.8% 15 Mar 2027 (CUSIP:14041NFZ9)	0.00			647.11	161.78	808.89	0.00
CarMax Auto Owner Trust 2021-4 CARMX 2021-4 A3 0.56% 15 Sep 2026 (CUSIP:14317JAD9)	71,805.23	06/15/24 06/17/24	0.58%	19.49	34.92	36.54	17.87
CNH Equipment Trust 2023-A CNH 2023-A A3 4.81% 15 Aug 2028 (CUSIP:12664QAC8)	165,000.00	06/15/24 06/17/24	4.85%	352.73	661.37	661.37	352.73
Daimler Trucks Retail Trust 2022-1 DTRT 2022-1 A3 5.23% 17 Feb 2026 (CUSIP:233869AC0)	220,619.77	06/15/24 06/17/24	5.24%	561.70	1,004.31	1,053.19	512.82
Daimler Trucks Retail Trust 2024-1 DTRT 2024-1 A3 5.49% 15 Dec 2027 (CUSIP:233874AC0)	165,000.00	06/15/24 06/17/24	5.47%	402.60	754.88	754.88	402.60

**Income Accrual on June 30, 2024 (continued)**

	Number of shares	Ex date Pay date	Annual rate	Beginning Accrual	Income Earned	Income Received	Ending Accrual
<i>CMBS (continued)</i>							
Fannie Mae-Aces FNA 2016-M12 A2 Var 25 Sep 2026 (CUSIP:3136AUKX8)	359,457.96	06/01/24 06/25/24	2.66%	733.14	780.97	757.75	756.36
Ford Credit Auto Owner Trust 2022-A FORDO 2022-A A3 1.29% 15 Jun 2026 (CUSIP:345286AC2)	78,993.13	06/15/24 06/17/24	1.32%	50.05	89.09	93.85	45.29
Freddie Mac Multifamily Structured Pass Through Certificates FHMS K052 A2 3.151% 25 Nov 2025 (CUSIP:3137BMTX4)	690,000.00	06/01/24 06/25/24	3.24%	1,811.82	1,811.82	1,811.82	1,811.82
Freddie Mac Multifamily Structured Pass Through Certificates FHMS K057 A2 2.57% 25 Jul 2026 (CUSIP:3137BRQJ7)	355,000.00	06/01/24 06/25/24	2.69%	760.29	760.29	760.29	760.29
Freddie Mac Multifamily Structured Pass Through Certificates FHMS K067 A2 3.194% 25 Jul 2027 (CUSIP:3137FAWS3)	370,000.00		3.36%	0.00	131.31	-853.51	984.82
Freddie Mac Multifamily Structured Pass Through Certificates FHMS K092 A1 3.125% 25 Oct 2028 (CUSIP:3137FLYU2)	283,411.25	06/01/24 06/25/24	3.25%	749.87	738.05	749.87	738.05
Freddie Mac Multifamily Structured Pass Through Certificates FHMS K736 A2 2.282% 25 Jul 2026 (CUSIP:3137FNWX4)	370,000.00	06/01/24 06/25/24	2.40%	703.62	703.62	703.62	703.62
GM Financial Consumer Automobile Receivables Trust 2022-1 GMCAR 2022-1 A3 1.26% 16 Nov 2026 (CUSIP:380146AC4)	80,372.26	06/16/24 06/17/24	1.29%	46.19	88.39	92.38	42.20
GM Financial Consumer Automobile Receivables Trust 2022-2 GMCAR 2022-2 A3 3.1% 16 Feb 2027 (CUSIP:362585AC5)	127,478.04	06/16/24 06/17/24	3.15%	176.27	340.93	352.54	164.66

**Income Accrual on June 30, 2024 (continued)**

	Number of shares	Ex date Pay date	Annual rate	Beginning Accrual	Income Earned	Income Received	Ending Accrual
<b>CMBS (continued)</b>							
John Deere Owner Trust 2022-C JDOT 2022-C A3 5.09% 15 Jun 2027 (CUSIP:47800BAC2)	400,000.00	06/15/24 06/17/24	5.11%	904.89	1,696.67	1,696.67	904.89
John Deere Owner Trust 2024-B JDOT 2024-B A3 5.2% 15 Mar 2029 (CUSIP:47786WAD2)	245,000.00		5.18%	0.00	460.06	0.00	460.06
Kubota Credit Owner Trust 2021-2 KCOT 2021-2A A3 0.56% 17 Nov 2025 (CUSIP:50117XAE2)	61,019.64	06/15/24 06/17/24	0.57%	17.62	30.60	33.03	15.19
Kubota Credit Owner Trust 2022-1 KCOT 2022-1A A3 2.67% 15 Oct 2026 (CUSIP:50117EAC8)	226,559.03	06/15/24 06/17/24	2.72%	286.74	519.74	537.63	268.85
Kubota Credit Owner Trust 2024-1 KCOT 2024-1A A3 5.19% 17 Jul 2028 (CUSIP:50117BAC4)	170,000.00	06/15/24 06/17/24	5.20%	392.13	735.25	735.25	392.13
Kubota Credit Owner Trust 2024-2 KCOT 2024-2A A3 5.26% 15 Nov 2028 (CUSIP:50117DAC0)	180,000.00		5.26%	0.00	157.80	0.00	157.80
<b>Total CMBS</b>				<b>\$8,616.26</b>	<b>\$12,510.80</b>	<b>\$10,786.06</b>	<b>\$10,341.00</b>
<b>Consumer ABS</b>							
Ally Auto Receivables Trust 2022-1 ALLYA 2022-1 A3 3.31% 15 Nov 2026 (CUSIP:02008JACO)	267,393.25	06/15/24 06/17/24	3.35%	427.19	767.15	800.98	393.36
Ally Auto Receivables Trust 2024-1 ALLYA 2024-1 A3 5.08% 15 Dec 2028 (CUSIP:02008FAC8)	240,000.00	06/15/24 06/17/24	5.09%	541.87	1,016.00	1,016.00	541.87
American Express Credit Account Master Trust AMXCA 2022-2 A 3.39% 15 May 2027 (CUSIP:02582JJT8)	515,000.00	06/15/24 06/17/24	3.45%	775.94	1,454.88	1,454.88	775.94
Bank of America Auto Trust 2023-1 BAAT 2023-1A A3 5.53% 15 Feb 2028 (CUSIP:06428AAC2)	265,000.00	06/15/24 06/17/24	5.52%	651.31	1,221.21	1,221.21	651.31

**Income Accrual on June 30, 2024 (continued)**

	Number of shares	Ex date Pay date	Annual rate	Beginning Accrual	Income Earned	Income Received	Ending Accrual
<i>Consumer ABS (continued)</i>							
Bank of America Auto Trust 5.74% 15 Jun 2028 (CUSIP:06054YAC1)	395,000.00	06/15/24 06/17/24	5.70%	1,007.69	1,889.42	1,889.42	1,007.69
BMW Vehicle Owner Trust 2022-A BMWOT 2022-A A3 3.21% 25 Aug 2026 (CUSIP:05602RAD3)	118,221.32	06/25/24 06/25/24	3.25%	69.04	339.42	345.21	63.25
BMW Vehicle Owner Trust 2023-A BMWOT 2023-A A3 5.47% 25 Feb 2028 (CUSIP:05592XAD2)	120,000.00	06/25/24 06/25/24	5.45%	109.40	547.00	547.00	109.40
Capital One Multi-Asset Execution Trust COMET 2022-A2 A 3.49% 15 May 2027 (CUSIP:14041NGA3)	475,000.00	06/15/24 06/17/24	3.55%	736.78	1,381.46	1,381.46	736.78
Capital One Prime Auto Receivables Trust 2022-1 COPAR 2022-1 A3 3.17% 15 Apr 2027 (CUSIP:14043QAC6)	170,264.44	06/15/24 06/17/24	3.23%	255.48	463.43	479.03	239.88
Capital One Prime Auto Receivables Trust 2022-2 COPAR 2022-2 A3 3.66% 17 May 2027 (CUSIP:14043GAD6)	205,000.00	06/15/24 06/17/24	3.72%	333.47	625.25	625.25	333.47
CarMax Auto Owner Trust 2021-1 CARMX 2021-1 A3 0.34% 15 Dec 2025 (CUSIP:14316NAC3)	44,350.78	06/15/24 06/17/24	0.34%	9.48	14.99	17.77	6.70
CarMax Auto Owner Trust 2021-3 CARMX 2021-3 A3 0.55% 15 Jun 2026 (CUSIP:14317DAC4)	142,655.75	06/15/24 06/17/24	0.56%	38.74	68.77	72.64	34.87
CarMax Auto Owner Trust 2022-2 CARMX 2022-2 A3 3.49% 16 Feb 2027 (CUSIP:14317HAC5)	183,919.54	06/15/24 06/17/24	3.54%	305.75	552.82	573.29	285.28
CarMax Auto Owner Trust 2022-4 CARMX 2022-4 A3 5.34% 16 Aug 2027 (CUSIP:14318UAD3)	550,000.00	06/15/24 06/17/24	5.35%	1,305.33	2,447.50	2,447.50	1,305.33
Chase Auto Owner Trust 2024-1 CHAOT 2024-1A A3 5.13% 25 May 2029 (CUSIP:16144BAC2)	130,000.00	06/25/24 06/25/24	5.13%	111.15	555.75	555.75	111.15

**Income Accrual on June 30, 2024 (continued)**

	Number of shares	Ex date Pay date	Annual rate	Beginning Accrual	Income Earned	Income Received	Ending Accrual
<i>Consumer ABS (continued)</i>							
Chase Issuance Trust CHAIT 2022-A1 A 3.97% 15 Sep 2027 (CUSIP:161571HS6)	200,000.00	06/15/24 06/17/24	4.04%	352.89	661.67	661.67	352.89
Chase Issuance Trust CHAIT 2023-A1 A 5.16% 15 Sep 2028 (CUSIP:161571HT4)	405,000.00	06/15/24 06/17/24	5.15%	928.80	1,741.50	1,741.50	928.80
CNH Equipment Trust 2022-A CNH 2022-A A3 2.94% 15 Jul 2027 (CUSIP:12660DAC1)	165,210.19	06/15/24 06/17/24	3.00%	219.86	408.26	412.24	215.88
Discover Card Execution Note Trust DCENT 2022-A2 A 3.32% 15 May 2027 (CUSIP:254683CS2)	480,000.00	06/15/24 06/17/24	3.38%	708.27	1,328.00	1,328.00	708.27
Discover Card Execution Note Trust DCENT 2022-A3 A3 3.56% 15 Jul 2027 (CUSIP:254683CW3)	420,000.00	06/15/24 06/17/24	3.63%	664.53	1,246.00	1,246.00	664.53
Fifth Third Auto Trust 2023-1 FITAT 2023-1 A3 5.53% 15 Aug 2028 (CUSIP:31680EAD3)	475,000.00	06/15/24 06/17/24	5.52%	1,167.45	2,188.96	2,188.96	1,167.45
Ford Credit Auto Owner Trust 2023-A FORDO 2023-A A3 4.65% 15 Feb 2028 (CUSIP:344928AD8)	175,000.00	06/15/24 06/17/24	4.69%	361.67	678.13	678.13	361.67
GM Financial Consumer Automobile Receivables Trust 2023-2 GMCAR 2023-2 A3 4.47% 16 Feb 2028 (CUSIP:362583AD8)	185,000.00	06/16/24 06/17/24	4.52%	344.56	689.13	689.13	344.56
GM Financial Consumer Automobile Receivables Trust 2024-1 GMCAR 2024-1 A3 4.85% 18 Dec 2028 (CUSIP:36268GAD7)	65,000.00	06/16/24 06/17/24	4.88%	131.35	262.71	262.71	131.35
Harley-Davidson Motorcycle Trust 2022-A HDMOT 2022-A A3 3.06% 15 Feb 2027 (CUSIP:41284YAD8)	152,267.08	06/15/24 06/17/24	3.10%	226.31	405.10	424.33	207.08

**Income Accrual on June 30, 2024 (continued)**

	Number of shares	Ex date Pay date	Annual rate	Beginning Accrual	Income Earned	Income Received	Ending Accrual
<i>Consumer ABS (continued)</i>							
Honda Auto Receivables 2021-3 Owner Trust HAROT 2021-3 A3 0.41% 18 Nov 2025 (CUSIP:43815EAC8)	71,817.10	06/18/24 06/18/24	0.42%	12.43	26.88	28.68	10.63
Honda Auto Receivables 2021-4 Owner Trust HAROT 2021-4 A3 0.88% 21 Jan 2026 (CUSIP:43815GAC3)	77,917.18	06/21/24 06/21/24	0.90%	21.28	61.61	63.84	19.05
Honda Auto Receivables 2022-1 Owner Trust HAROT 2022-1 A3 1.88% 15 May 2026 (CUSIP:43815BAC4)	201,237.69	06/15/24 06/17/24	0.00%	0.01	344.25	344.25	0.01
Honda Auto Receivables 2023-2 Owner Trust HAROT 2023-2 A3 4.93% 15 Nov 2027 (CUSIP:437927AC0)	225,000.00	06/15/24 06/17/24	4.96%	493.00	924.37	924.37	493.00
Huntington Auto Trust 5.23% 16 Jan 2029 (CUSIP:446144AE7)	155,000.00	06/15/24 06/17/24	5.24%	360.29	675.54	675.54	360.29
Hyundai Auto Receivables Trust 2022-A HART 2022-A A3 2.22% 15 Oct 2026 (CUSIP:448977AD0)	241,989.09	06/15/24 06/17/24	2.26%	260.29	466.51	488.04	238.76
Hyundai Auto Receivables Trust 2023-B HART 2023-B A3 5.48% 17 Apr 2028 (CUSIP:44933XAD9)	150,000.00	06/15/24 06/17/24	5.46%	365.33	685.00	685.00	365.33
John Deere Owner Trust 2022 JDOT 2022-A A3 2.32% 15 Sep 2026 (CUSIP:47787JAC2)	144,370.37	06/15/24 06/17/24	2.37%	158.94	287.94	298.02	148.86
John Deere Owner Trust 2023-B JDOT 2023-B A3 5.18% 15 Mar 2028 (CUSIP:477920AC6)	155,000.00	06/15/24 06/17/24	5.19%	356.84	669.08	669.08	356.84
John Deere Owner Trust 2023 JDOT 2023-A A3 5.01% 15 Nov 2027 (CUSIP:47800CAC0)	140,000.00	06/15/24 06/17/24	5.03%	311.73	584.50	584.50	311.73
John Deere Owner Trust 2024 JDOT 2024-A A3 4.96% 15 Nov 2028 (CUSIP:47800RAD5)	125,000.00	06/15/24 06/17/24	4.98%	275.56	516.67	516.67	275.56

**Income Accrual on June 30, 2024 (continued)**

	Number of shares	Ex date Pay date	Annual rate	Beginning Accrual	Income Earned	Income Received	Ending Accrual
<i>Consumer ABS (continued)</i>							
Kubota Credit Owner Trust 2023-1 KCOT 2023-1A A3 5.02% 15 Jun 2027 (CUSIP:50117KAC4)	175,000.00	06/15/24 06/17/24	5.05%	390.44	732.08	732.08	390.44
Kubota Credit Owner Trust 2023-2 KCOT 2023-2A A3 5.28% 18 Jan 2028 (CUSIP:500945AC4)	130,000.00	06/15/24 06/17/24	5.28%	305.07	572.00	572.00	305.07
Mercedes-Benz Auto Receivables Trust 2022-1 MBART 2022-1 A3 5.21% 16 Aug 2027 (CUSIP:58768PAC8)	575,000.00	06/15/24 06/17/24	5.22%	1,331.45	2,496.46	2,496.46	1,331.45
Porsche Financial Auto Securitization Trust 2023-1 PFAST 2023-1A A3 4.81% 22 Sep 2028 (CUSIP:73328QAC8)	205,000.00	06/22/24 06/24/24	4.84%	246.51	821.71	821.71	246.51
Toyota Auto Receivables 2022-C Owner Trust TAOT 2022-C A3 3.76% 15 Apr 2027 (CUSIP:89231CAD9)	140,000.00	06/15/24 06/17/24	3.81%	233.96	438.67	438.67	233.96
Toyota Auto Receivables 2023-B Owner Trust TAOT 2023-B A3 4.71% 15 Feb 2028 (CUSIP:891941AD8)	240,000.00	06/15/24 06/17/24	4.76%	502.40	942.00	942.00	502.40
Toyota Auto Receivables 2024-A Owner Trust TAOT 2024-A A3 4.83% 16 Oct 2028 (CUSIP:89238DAD0)	150,000.00	06/15/24 06/17/24	4.86%	322.00	603.75	603.75	322.00
Toyota Auto Receivables 4.63% 15 Sep 2027 (CUSIP:891940AC2)	215,000.00	06/15/24 06/17/24	4.67%	442.42	829.54	829.54	442.42
Volkswagen Auto Lease Trust 2022-A VWALT 2022-A A3 3.44% 21 Jul 2025 (CUSIP:92868AAC9)	32,708.45	06/20/24 06/20/24	3.45%	47.53	116.47	129.62	34.38
Volkswagen Auto Loan Enhanced Trust 2021-1 VALET 2021-1 A3 1.02% 22 Jun 2026 (CUSIP:92868KAC7)	94,484.41	06/20/24 06/20/24	1.04%	33.23	86.84	90.62	29.45
World Omni Auto Receivables Trust 2024-A WOART 2024-A A3 4.86% 15 Mar 2029 (CUSIP:98164RAD8)	350,000.00	06/15/24 06/17/24	4.88%	756.00	1,417.50	1,417.50	756.00
<b>Total Consumer ABS</b>				<b>\$19,011.02</b>	<b>\$37,253.88</b>	<b>\$37,412.00</b>	<b>\$18,852.90</b>

Income Accrual on June 30, 2024 (continued)

	Number of shares	Ex date Pay date	Annual rate	Beginning Accrual	Income Earned	Income Received	Ending Accrual
<b>Commercial ABS</b>							
CNH Equipment Trust 2021-C CNH 2021-C A3 0.81% 15 Dec 2026 (CUSIP:12598LACO)	91,039.41	06/15/24 06/17/24	0.83%	35.27	63.64	66.14	32.77
CNH Equipment Trust 4.77% 15 Jun 2029 (CUSIP:18978FACO)	150,000.00	06/15/24 06/17/24	4.80%	318.00	596.25	596.25	318.00
<b>Total Commercial ABS</b>				<b>\$353.27</b>	<b>\$659.89</b>	<b>\$662.39</b>	<b>\$350.77</b>
<b>US Credit</b>							
3M Co 2% 14 Feb 2025 (CUSIP:88579YBH3)	300,000.00		2.04%	1,783.33	500.00	0.00	2,283.33
Adobe Inc 4.85% 04 Apr 2027 (CUSIP:00724PAE9)	215,000.00		4.85%	1,651.02	868.96	0.00	2,519.98
American Honda Finance 4.9% 12 Mar 2027 (CUSIP:02665WFD8)	230,000.00		4.92%	2,441.83	939.17	0.00	3,381.00
American Honda Finance Corp 5.25% 07 Jul 2026 (CUSIP:02665WEK3)	220,000.00		5.24%	4,620.00	962.50	0.00	5,582.50
AstraZeneca Finance LLC 4.8 26 Feb 2027 (CUSIP:04636NAK9)	250,000.00		4.83%	3,166.67	1,000.00	0.00	4,166.67
Australia & New Zealand Banking Group Ltd/New York NY 4.75% 18 Jan 2027 (CUSIP:05253JAZ4)	525,000.00		4.77%	9,213.02	2,078.12	0.00	11,291.14
BA Credit Card Trust BACCT 2022-A1 A1 3.53% 15 Nov 2027 (CUSIP:05522RDE5)	165,000.00	06/15/24 06/17/24	3.59%	258.87	485.38	485.38	258.87
Bank of America Corp Variable .981% 25 Sep 2025 (CUSIP:06051GJG5)	805,000.00		0.99%	1,447.79	658.09	0.00	2,105.88
Bank Of Montreal 5.92% 25 Sep 2025 (CUSIP:06368LWT9)	325,000.00		5.89%	3,527.33	1,603.34	0.00	5,130.67
Bank of Nova Scotia/The 4.75% 02 Feb 2026 (CUSIP:06417XAN1)	500,000.00		4.80%	7,850.70	1,979.16	0.00	9,829.86
Banque Fed Cred Mutuel 5.088% 23 Jan 2027 (CUSIP:06675FBC0)	500,000.00		5.11%	9,045.34	2,120.00	0.00	11,165.34

**Income Accrual on June 30, 2024 (continued)**

	Number of shares	Ex date Pay date	Annual rate	Beginning Accrual	Income Earned	Income Received	Ending Accrual
<i>US Credit (continued)</i>							
BMW US Capital LLC 4.9% 02 Apr 2027 (CUSIP:05565ECH6)	540,000.00		4.92%	4,336.50	2,205.00	0.00	6,541.50
BP Cap Markets America 5.017% 17 Nov 2027 (CUSIP:10373QBY5)	395,000.00		5.02%	770.67	1,651.43	0.00	2,422.10
BPCE SA 5.203% 18 Jan 2027 (CUSIP:05571AAT2)	250,000.00		5.22%	4,805.55	1,083.96	0.00	5,889.51
Brighthouse Fin Gbl Fund 5.55% 09 Apr 2027 (CUSIP:10921U2J6)	310,000.00		5.57%	2,389.58	1,433.75	0.00	3,823.33
Bristol-Myers Squibb Co 4.9% 22 Feb 2027 (CUSIP:110122EE4)	0.00			1,414.88	-1,414.88	0.00	0.00
Bristol-Myers Squibb Co 4.9% 22 Feb 2027 (CUSIP:110122EE4)	105,000.00		4.91%	0.00	1,843.62	0.00	1,843.62
Canadian Imperial Bank of Commerce 5.237% 28 Jun 2027 (CUSIP:13607L8C0)	170,000.00		5.25%	0.00	74.19	0.00	74.19
Canadian Imperial Bank of Commerce 5.926% 02 Oct 2026 (CUSIP:13607LWT6)	275,000.00		5.85%	2,670.82	1,358.04	0.00	4,028.86
Caterpillar Financial Services Corp 4.8% 06 Jan 2026 (CUSIP:14913R3B1)	500,000.00		4.82%	9,666.67	2,000.00	0.00	11,666.67
Cintas Corp No 2 3.45% 01 May 2025 (CUSIP:17252MAP5)	0.00			416.88	69.47	486.35	0.00
Cisco Systems Inc 4.8% 26 Feb 2027 (CUSIP:17275RBQ4)	325,000.00		4.81%	4,116.67	1,300.00	0.00	5,416.67
Citibank NA 5.438% 30 Apr 2026 (CUSIP:17325FBF4)	255,000.00		5.42%	1,194.09	1,155.58	0.00	2,349.67
Citibank NA 5.864% 29 Sep 2025 (CUSIP:17325FBA5)	255,000.00		5.83%	2,575.27	1,246.10	0.00	3,821.37
Cooperat Rabobank UA/NY 5.50% 18 Jul 2025 (CUSIP:21688AAW2)	655,000.00		5.49%	13,309.23	3,002.09	0.00	16,311.32
Credit Agricole SA 5.134% 11 Mar 2027 (CUSIP:22534PAH6)	515,000.00		5.15%	5,875.58	2,203.34	0.00	8,078.92

**Income Accrual on June 30, 2024 (continued)**

	Number of shares	Ex date Pay date	Annual rate	Beginning Accrual	Income Earned	Income Received	Ending Accrual
<i>US Credit (continued)</i>							
Diageo Capital PLC 5.375% 05 Oct 2026 (CUSIP:25243YBK4)	315,000.00		5.35%	2,633.75	1,410.94	0.00	4,044.69
Eli Lilly & Co 4.5% 09 Feb 2027 (CUSIP:532457CJ5)	335,000.00		4.54%	4,690.00	1,256.25	0.00	5,946.25
Goldman Sachs Bank USA/New York NY Variable 5.414% 21 May 2027 (CUSIP:38151LAG5)	415,000.00		5.42%	624.11	1,872.35	0.00	2,496.46
Home Depot Inc 4.95% 30 Sep 2026 (CUSIP:437076CV2)	115,000.00		4.96%	964.56	474.38	0.00	1,438.94
Hormel Foods Corp 4.8% 30 Mar 2027 (CUSIP:440452AK6)	170,000.00		4.82%	1,881.33	680.00	0.00	2,561.33
John Deere Capital Corp 4.85% 05 Mar 2027 (CUSIP:24422EXM6)	420,000.00		4.87%	4,753.00	1,697.50	0.00	6,450.50
JPMorgan Chase & Co Variable 4.08% 26 Apr 2026 (CUSIP:46647PCZ7)	900,000.00		4.13%	3,570.00	3,060.00	0.00	6,630.00
Linde Inc 4.7% 05 Dec 2025 (CUSIP:53522KAB9)	505,000.00	06/05/24 06/05/24	4.73%	11,603.78	1,977.91	11,867.50	1,714.19
MassMutual Global Funding II 4.15% 26 Aug 2025 (CUSIP:57629WDK3)	260,000.00		4.20%	2,847.36	899.17	0.00	3,746.53
MassMutual Global Funding II 5.1% 09 Apr 2027 (CUSIP:57629W4S6)	515,000.00		5.10%	3,793.84	2,188.75	0.00	5,982.59
Mercedes-Benz Finance North America LLC 4.8% 11 Jan 2027 (CUSIP:58769JAQ0)	250,000.00		4.83%	4,666.67	1,000.00	0.00	5,666.67
Mercedes-Benz Finance North America LLC 5.2% 03 Aug 2026 (CUSIP:58769JAK3)	275,000.00		5.20%	4,687.22	1,191.67	0.00	5,878.89
Metropolitan Life Global Funding I 2.8% 21 Mar 2025 (CUSIP:59217GEW5)	0.00			1,415.55	80.89	1,496.44	0.00
Metropolitan Life Global Funding I 5.05% 11 Jun 2027 (CUSIP:592179KL8)	375,000.00		5.06%	0.00	1,052.09	0.00	1,052.09

Income Accrual on June 30, 2024 (continued)

	Number of shares	Ex date Pay date	Annual rate	Beginning Accrual	Income Earned	Income Received	Ending Accrual
<i>US Credit (continued)</i>							
Met Tower Global Funding 3.7% 13 Jun 2025 (CUSIP:58989V2E3)	330,000.00	06/13/24 06/13/24	3.76%	5,698.00	1,017.50	6,105.00	610.50
Morgan Stanley 3.125% 27 Jul 2026 (CUSIP:61761J3R8)	200,000.00		3.27%	2,152.78	520.83	0.00	2,673.61
Morgan Stanley 4% 23 Jul 2025 (CUSIP:6174468C6)	235,000.00		4.06%	3,342.22	783.34	0.00	4,125.56
Morgan Stanley Variable 5.652% 13 Apr 2028 (CUSIP:61747YFP5)	90,000.00		5.60%	593.46	423.90	0.00	1,017.36
National Australia Bank Ltd/New York 4.966% 12 Jan 2026 (CUSIP:63253QAA2)	450,000.00		4.99%	8,628.43	1,862.24	0.00	10,490.67
National Rural Util Coop 4.8% 05 Feb 2027 (CUSIP:63743HFM9)	510,000.00		4.83%	7,888.00	2,040.00	0.00	9,928.00
Nestle Hldgs Inc Note 4.000% 9/12/25 (CUSIP:641062BA1)	185,000.00		4.05%	1,623.89	616.67	0.00	2,240.56
New York Life Global Fdg 5.45% 18 Sep 2026 (CUSIP:64953BBF4)	500,000.00		5.42%	5,525.70	2,270.83	0.00	7,796.53
Northwestern Mutual GLBL 5.07% 25 Mar 2027 (CUSIP:66815L2R9)	175,000.00		5.06%	1,626.63	739.37	0.00	2,366.00
PACCAR Financial Corp 5.2% 09 Nov 2026 (CUSIP:69371RS72)	190,000.00		5.18%	603.78	823.33	0.00	1,427.11
Pacific Life Global Fdg li Med 144a Nt 5.5 28 Aug 2026 (CUSIP:6944PL2W8)	90,000.00		5.48%	1,278.75	412.50	0.00	1,691.25
PepsiCo Inc 5.125% 10 Nov 2026 (CUSIP:713448FW3)	145,000.00		5.10%	433.49	619.27	0.00	1,052.76
PNC Financial Services 5.671% 28 Oct 2025 (CUSIP:693475BH7)	160,000.00		5.68%	831.75	756.13	0.00	1,587.88
PNC Financial Services Group Inc/The Variable 4.758% 26 Jan 2027 (CUSIP:693475BL8)	35,000.00		4.82%	578.23	138.77	0.00	717.00
Pricoa Global Funding I 4.2% 28 Aug 2025 (CUSIP:74153WCR8)	155,000.00		4.26%	1,681.75	542.50	0.00	2,224.25

**Income Accrual on June 30, 2024 (continued)**

	Number of shares	Ex date Pay date	Annual rate	Beginning Accrual	Income Earned	Income Received	Ending Accrual
<i>US Credit (continued)</i>							
Principal Life Global Funding II 5% 16 Jan 2027 (CUSIP:74256LEX3)	225,000.00		5.02%	4,218.75	937.50	0.00	5,156.25
Protective Life Global 4.992% 12 Jan 2027 (CUSIP:74368CBX1)	370,000.00		5.01%	7,131.63	1,539.20	0.00	8,670.83
Protective Life Global 5.366% 06 Jan 2026 (CUSIP:74368CBQ6)	150,000.00		5.37%	3,241.96	670.75	0.00	3,912.71
Roche Holdings Inc 5.265% 13 Nov 2026 (CUSIP:771196CEO)	470,000.00		5.24%	1,237.28	2,062.12	0.00	3,299.40
Royal Bank of Canada 5.2% 20 Jul 2026 (CUSIP:78016FZZO)	500,000.00		5.21%	9,461.11	2,166.67	0.00	11,627.78
State Street Corp 4.993% 18 Mar 2027 (CUSIP:857477CL5)	210,000.00		5.00%	2,126.18	873.78	0.00	2,999.96
State Street Corp 5.272% 03 Aug 2026 (CUSIP:857477CD3)	380,000.00		5.26%	6,566.57	1,669.47	0.00	8,236.04
State Street Corp Variable 1.746% 06 Feb 2026 (CUSIP:857477BR3)	155,000.00		1.79%	864.51	225.53	0.00	1,090.04
State Street Corp Variable 4.857% 26 Jan 2026 (CUSIP:857477BZ5)	55,000.00		4.88%	927.55	222.61	0.00	1,150.16
State Street Corp Variable 5.751% 04 Nov 2026 (CUSIP:857477BX0)	100,000.00		5.73%	431.33	479.25	0.00	910.58
Sumitomo Mitsui Trust Bank Ltd 5.65% 14 Sep 2026 (CUSIP:86563VBK4)	275,000.00		5.62%	3,323.30	1,294.79	0.00	4,618.09
Svenska Handelsbanken AB 5.125% 28 May 2027 (CUSIP:86959LAQ6)	280,000.00		5.12%	119.58	1,195.84	0.00	1,315.42
Texas Instruments Inc 4.6% 08 Feb 2027 (CUSIP:882508CE2)	325,000.00		4.63%	4,692.64	1,245.83	0.00	5,938.47
Toronto-Dominion Bank/The 5.532% 17 Jul 2026 (CUSIP:89115A2S0)	500,000.00		5.51%	10,295.67	2,305.00	0.00	12,600.67
Toyota Motor Credit Corp 5% 14 Aug 2026 (CUSIP:89236TKX2)	275,000.00		5.01%	4,086.81	1,145.83	0.00	5,232.64
Unitedhealth Group Inc 4.6% 15 Apr 2027 (CUSIP:91324PEY4)	530,000.00		4.64%	4,740.55	2,031.67	0.00	6,772.22

## Income Accrual on June 30, 2024 (continued)

	Number of shares	Ex date Pay date	Annual rate	Beginning Accrual	Income Earned	Income Received	Ending Accrual
<i>US Credit (continued)</i>							
Wells Fargo Bank NA 4.811% 15 Jan 2026 (CUSIP:94988J6H5)	520,000.00		4.84%	8,895.01	2,084.76	0.00	10,979.77
Wells Fargo Bank NA 5.254% 11 Dec 2026 (CUSIP:94988J6F9)	370,000.00	06/11/24 06/11/24	5.25%	9,179.73	1,620.14	9,719.90	1,079.97
Westpac Banking Corp 5.512% 17 Nov 2025 (CUSIP:961214FL2)	455,000.00		5.49%	975.32	2,089.96	0.00	3,065.28
Westpac New Zealand Ltd 5.132% 26 Feb 2027 (CUSIP:96122FAB3)	250,000.00		5.15%	3,385.70	1,069.16	0.00	4,454.86
<b>Total US Credit</b>				<b>\$275,067.50</b>	<b>\$91,745.35</b>	<b>\$30,160.57</b>	<b>\$336,652.28</b>
<b>Total Fixed Income</b>				<b>\$614,881.97</b>	<b>\$249,457.39</b>	<b>\$212,269.19</b>	<b>\$652,070.17</b>
<b>Total Accrual</b>				<b>\$616,587.11</b>	<b>\$251,304.36</b>	<b>\$213,974.33</b>	<b>\$653,917.14</b>

## Information

**IMPORTANT INFORMATION FOR ALL REGIONS BANK CUSTOMERS:**

WE ENCOURAGE YOU TO CONTACT YOUR TRUST ADVISOR OR RELATIONSHIP MANAGER IF YOUR FINANCIAL OBJECTIVES CHANGE OR IF YOU WANT TO DISCUSS THE INVESTMENT OBJECTIVES OF YOUR ACCOUNT. TRUST SERVICES ARE PROVIDED THROUGH REGIONS PRIVATE WEALTH MANAGEMENT OR INSTITUTIONAL SERVICES, A BUSINESS UNIT WITHIN REGIONS BANK. INVESTMENTS IN SECURITIES, INSURANCE AND ANNUITY PRODUCTS: ARE NOT FDIC INSURED, ARE NOT A DEPOSIT, ARE NOT BANK GUARANTEED, ARE NOT INSURED BY ANY FEDERAL GOVERNMENT AGENCY, MAY GO DOWN IN VALUE, AND ARE NOT A CONDITION OF ANY BANKING ACTIVITY.

**INVESTMENT PRODUCTS AND FEES/REVENUE-SHARING DISCLOSURES**

REGIONS PRIVATE WEALTH MANAGEMENT OR INSTITUTIONAL SERVICES MAY INVEST IN INVESTMENT PRODUCTS NOT AFFILIATED WITH REGIONS BANK OR ITS AFFILIATES. REGIONS BANK MAY RECEIVE 12B-1 FEES AND/OR ANNUAL REVENUE SHARING FEES FROM THE USE OF THESE INVESTMENT PRODUCTS IN ITS CUSTOMERS' ACCOUNTS. THE 12B-1 FEES RECEIVED BY REGIONS BANK VARY BY INVESTMENT PRODUCT AND IN NO CIRCUMSTANCES EXCEED .75% OF THE AVERAGE DAILY NET ASSETS INVESTED IN ANY PRODUCT; IN MOST CIRCUMSTANCES THE FEE IS .25% OR LESS. ANNUAL REVENUE SHARING FEES OF UP TO .15% OF THE MARKET VALUE OF THE ASSETS INVESTED IN CERTAIN MONEY MARKET MUTUAL FUNDS ARE PAID DIRECTLY TO REGIONS BANK FROM THE INVESTMENT PROVIDER. IN THE EVENT AN ACCOUNT HAS BEEN TERMINATED AND FORMALLY CLOSED, AN ADMINISTRATIVE FEE OF UP TO \$50 FOR PROCESSING EACH CLASS ACTION SETTLEMENT PAYMENT OR ANY OTHER CASH RECEIPT WILL BE CHARGED.

**MARKET VALUES AND ESTIMATED INCOME FIGURES ARE NOT GUARANTEED BUT DO COME FROM RELIABLE SOURCES.**

FOR SECURITIES TRADED ON A MAJOR EXCHANGE, MARKET VALUES ARE PRICED AS OF THE STATEMENT DATE AS PROVIDED BY VARIOUS PRICING SERVICES. THE METHOD AND FREQUENCY OF PRICING ASSETS NOT TRADED ON MAJOR EXCHANGES VARIES DEPENDING ON THE TYPE OF ASSETS; THEREFORE, THE PRICE SHOWN ON YOUR STATEMENT MAY NOT BE A CURRENT VALUE AS OF THE STATEMENT DATE. WE CANNOT GUARANTEE THEIR ACCURACY OR THAT THE ASSETS CAN BE BOUGHT OR SOLD FOR THESE PRICES. FOR MORE DETAILED INFORMATION REGARDING FEES, PLEASE CONSULT THE FUND PROSPECTUS OR CONTACT YOUR TRUST ADVISOR OR RELATIONSHIP MANAGER.

**IMPORTANT INFORMATION FOR RETIREMENT SERVICES ACCOUNTS:**

REGIONS MAY RECEIVE 12B-1, SHAREHOLDER SERVICE FEES AND/OR SUB-TRANSFER AGENT FEES FROM THE FUNDS OF UP TO .75% OF THE MARKET VALUE OF PLAN ASSETS INVESTED IN THE FUND PAYING SUCH FEES. REGIONS MAY RECEIVE A FINDER'S FEE IN AN AMOUNT UP TO 1.00% OF THE VALUE OF NEW PURCHASES IN A FUND WHERE THE PLAN'S INVESTMENT IN THE FUND EXCEEDS A SPECIFIC DOLLAR AMOUNT DETERMINED BY THE FUND FAMILY. REGIONS MAY RECEIVE AN ANNUAL REVENUE SHARING FEE FROM THE FUND DISTRIBUTOR OF UP TO .15% OF THE MARKET VALUE OF PLAN ASSETS INVESTED IN THE FUND. PERCENTAGES DESCRIBE FEES THAT ARE CALCULATED AS AN ANNUAL PERCENTAGE OF THE ASSETS INVESTED BY REGIONS CLIENTS IN THE PARTICULAR FUND OR FUND FAMILY. 12B-1, SUB-TRANSFER AGENT AND SHAREHOLDER SERVICE FEES ARE PAID OUT OF THE ASSETS OF THE MUTUAL FUNDS; REVENUE SHARING AND FINDERS FEES ARE NOT CHARGED AGAINST MUTUAL FUND ASSETS.

**REGIONS TRUST CASH SWEEP (RTCS) DISCLOSURE**

UNLESS YOU HAVE INSTRUCTED US TO USE A THIRD-PARTY SHORT TERM INVESTMENT VEHICLE TO HOLD CASH IN THE ACCOUNT, WE USE ONE OF THE REGIONS TRUST CASH SWEEP FUNDS ("RTCS") TO ENSURE THAT ALL CASH IN THE ACCOUNT IS INVESTED DAILY. AS INVESTMENTS IN THE ACCOUNT GENERATE CASH, THIS CASH IS AUTOMATICALLY SWEEPED INTO RTCS EACH DAY WHERE THE CASH EARNS INTEREST RATHER THAN SITTING IDLE BEFORE BEING DISTRIBUTED OR REINVESTED. EACH RTCS FUND PAYS INTEREST IN ACCORDANCE WITH THE DISCLOSURE PROVIDED

Information (continued)

TO YOU AT THE TIME THE FUND WAS SELECTED. THE INVESTMENT OBJECTIVE OF RTCS IS TO PRODUCE CURRENT INCOME WITH LIQUIDITY AND STABLE PRINCIPAL. RTCS IS AN FDIC-INSURED DEPOSIT IN REGIONS BANK. BALANCES IN EXCESS OF THE STANDARD MAXIMUM INSURED AMOUNT (GENERALLY \$250,000) MAY OR MAY NOT BE COLLATERALIZED BY MARKETABLE SECURITIES SEGREGATED BY REGIONS BANK FOR PURPOSES OF SECURING THESE DEPOSITS, DEPENDING UPON THE PARTICULAR RTCS FUND SELECTED. THERE ARE NO SEPARATE MANAGEMENT FEES ASSOCIATED WITH RTCS. THE ACCOUNT FEES BASED ON THE TOTAL MARKET VALUE OF THE ACCOUNT WILL INCLUDE THE RTCS ASSETS IN THE CALCULATION. AS BANKING PRODUCTS CHANGE, REGIONS BANK MAY CHANGE THE TYPE OF DEPOSIT OR ACCOUNT WE USE FOR THE RTCS. WE WILL NOTIFY YOU IF ANY CHANGE IS A MATERIAL CHANGE.

**IMPORTANT INFORMATION FOR RESPONSIBLE PLAN FIDUCIARIES, RETIREMENT PLAN SPONSORS, IRA OWNERS AND INVESTMENT MANAGERS**

IF YOU ARE A RESPONSIBLE PLAN FIDUCIARY, A RETIREMENT PLAN SPONSOR, AN IRA OWNER, OR AN INVESTMENT MANAGER, AND YOU HAVE ALREADY AUTHORIZED THE USE OF REGIONS BANK AS A DEPOSITORY FOR UNINVESTED CASH, THEN IT IS NOT NECESSARY TO TAKE ADDITIONAL ACTION TO APPROVE THE USE OF THE RTCS TO HOLD CASH IN THE RETIREMENT PLAN OR IRA TRUST. HOWEVER, IF YOU DO NOT APPROVE OF THE USE OF THE RTCS, YOU MUST CONTACT YOUR RELATIONSHIP MANAGER OR TRUST ADVISOR TO DESIGNATE ANOTHER SHORT TERM INVESTMENT VEHICLE TO HOLD CASH IN THE ACCOUNT.

**COST BASIS REPORTING REQUIREMENTS BEGINNING JANUARY 1, 2011, FOR AGENCY AND CUSTODY ACCOUNTS**

THE EMERGENCY ECONOMIC STABILIZATION ACT OF 2008 MANDATED TAX REPORTING CHANGES THAT REQUIRE FINANCIAL INSTITUTIONS TO REPORT THE ADJUSTED COST BASIS OF CERTAIN SOLD SECURITIES, INCLUDING WHETHER THE GAIN OR LOSS IS SHORT OR LONG-TERM, TO THE IRS AND TO CUSTOMERS ON FORM 1099-B.

**COVERED VS. NON-COVERED SECURITIES**

THE CHANGES ARE BEING ROLLED OUT IN PHASES AS INDICATED BELOW. COVERED SECURITIES ARE THOSE ACQUIRED ON OR AFTER THE DATES SPECIFIED IN THE LEGISLATION. COST BASIS FOR THESE SECURITIES MUST BE REPORTED BY FINANCIAL INSTITUTIONS. SECURITIES ACQUIRED BEFORE THESE DATES ARE NON-COVERED AND FINANCIAL INSTITUTIONS ARE NOT REQUIRED TO REPORT THE COST BASIS. TAXPAYERS ARE RESPONSIBLE FOR ACCURATELY REPORTING COST BASIS ON COVERED AND NON-COVERED SECURITIES TO THE IRS ON THEIR TAX RETURNS.

EQUITIES.....ACQUIRED ON OR AFTER JAN. 1, 2011  
 MUTUAL FUNDS, DIVIDEND REINVESTMENT PLANS (DRIPS) AND MOST ETFS.....ACQUIRED ON OR AFTER JAN. 1, 2012  
 SIMPLE DEBT INSTRUMENTS AND OPTIONS.....ACQUIRED ON OR AFTER JAN. 1, 2014  
 DEBT INSTRUMENTS WITH COMPLEX FEATURES.....ACQUIRED ON OR AFTER JAN. 1, 2016

**TAX LOT SELECTION METHOD**

THE IRS REQUIRES THE USE OF A DEFAULT COST BASIS METHOD FOR CALCULATING GAINS AND LOSSES UNLESS A CLIENT OR ADVISOR ACTING ON THE CLIENT'S BEHALF CHOOSES ANOTHER METHOD. FOR EQUITIES, THE IRS DEFAULT SELECTION METHOD IS FIRST IN, FIRST OUT (FIFO). HOWEVER, PRIOR TO OCTOBER 1, 2017, REGIONS' DEFAULT SELECTION METHOD WAS LONG TERM, HIGH COST UNLESS THE CLIENT REQUESTED A DIFFERENT DEFAULT METHOD. EFFECTIVE OCTOBER 1, 2017, REGIONS' DEFAULT SELECTION METHOD IS MINIMIZE GAIN UNLESS THE CLIENT DIRECTS OTHERWISE. IF A CLIENT DESIRES A DIFFERENT DEFAULT SELECTION METHOD THAN MINIMIZE GAIN, THE CLIENT SHOULD CONTACT

**Information (continued)**

THEIR TRUST ADVISOR. CLIENTS CAN CHANGE THE DEFAULT SELECTION METHOD OR OVERRIDE IT FOR A SPECIFIC TRADE. AN ALTERNATE DEFAULT SELECTION METHOD MUST BE SPECIFIED EITHER AT THE TIME OF THE TRADE OR THROUGH A STANDING ORDER; HOWEVER, ONCE THE TRADE SETTLES, THE METHOD USED WILL BE FINAL AND CANNOT BE CHANGED.

**FORM 1099-B**

FINANCIAL INSTITUTIONS ARE REQUIRED TO INCLUDE COST BASIS, ACQUISITION DATE, WASH SALE DISALLOWED LOSS, AND HOLDING PERIOD INFORMATION FOR COVERED SECURITIES ON FORM 1099-B.

**TRADE REQUESTS**

REGIONS WEALTH MANAGEMENT PERFORMS TRADE REQUESTS AS AN ACCOMMODATION ONLY. REGIONS WEALTH MANAGEMENT ALLOWS THE USE OF ELECTRONIC COMMUNICATION (I.E., FAX OR EMAIL OR VOICEMAIL) BY ANY CUSTOMER TO REQUEST, AUTHORIZE OR EFFECT THE PURCHASE OR SALE OF SECURITIES. WE DO NOT GUARANTEE THAT ANY SUCH REQUEST WILL BE TIMELY PROCESSED. REGIONS WEALTH MANAGEMENT SHALL NOT BE RESPONSIBLE FOR CARRYING OUT SUCH ORAL OR WRITTEN (INCLUDING ELECTRONIC) INSTRUCTIONS UNTIL WE HAVE ACKNOWLEDGED RECEIPT OF SUCH INSTRUCTIONS.

**ANNUAL NOTICE OF FEDERAL WITHHOLDING TAX ON PERIODIC PAYMENTS**

IT IS NOT NECESSARY TO CONTACT REGIONS IF YOU DO NOT WISH TO MAKE A CHANGE IN THE AMOUNT CURRENTLY BEING WITHHELD. IF FEDERAL INCOME TAXES HAVE BEEN WITHHELD FROM THE PENSION PAYMENTS YOU ARE RECEIVING AND IF YOU DO NOT WISH TO HAVE TAXES WITHHELD, YOU SHOULD COMPLETE AN IRS FORM W-4P AND SUBMIT IT TO YOUR ACCOUNT RELATIONSHIP MANAGER. HOWEVER, IF YOU ELECT NOT TO HAVE WITHHOLDING APPLY TO YOUR PENSION PAYMENTS, OR IF YOU DO NOT HAVE ENOUGH FEDERAL INCOME TAX WITHHELD FROM YOUR PENSION PAYMENTS, YOU MAY BE RESPONSIBLE FOR PAYMENT OF ESTIMATED TAX. YOU MAY INCUR PENALTIES UNDER THE ESTIMATED TAX RULES IF YOUR WITHHOLDING AND ESTIMATED TAX PAYMENTS ARE NOT SUFFICIENT. IF FEDERAL INCOME TAXES ARE NOT BEING WITHHELD FROM YOUR PENSION PAYMENTS BECAUSE YOU HAVE ELECTED NOT TO HAVE WITHHOLDING APPLY AND IF YOU WISH TO REVOKE THAT ELECTION AND HAVE FEDERAL INCOME TAXES WITHHELD FROM YOUR PENSION PAYMENTS, YOU SHOULD COMPLETE AN IRS FORM W-4P AND SUBMIT TO YOUR RELATIONSHIP MANAGER. THESE FORMS MAY BE OBTAINED FROM THE INTERNAL REVENUE SERVICE WEBSITE, IRS.GOV (SELECT THE MORE FORMS AND PUBLICATIONS TAB AND FOLLOW THE INSTRUCTIONS TO FORM W-4P), OR BY CALLING THE IRS AT 1-800-829-1040. YOU MAY ALSO CONTACT YOUR ACCOUNT RELATIONSHIP MANAGER AND THEY WILL MAIL YOU THE FORM. IF YOU WISH TO CHANGE PREVIOUS ELECTION, PLEASE COMPLETE AND MAIL TO YOUR ACCOUNT RELATIONSHIP MANAGER. YOU SHOULD INDICATE ON FORM W-4P YOUR NAME, SOCIAL SECURITY NUMBER AND THE COMPANY FROM WHICH YOU ARE RETIRED, AS WELL AS YOUR WITHHOLDING ELECTION.

**NOTICE OF LIMITATIONS PERIOD FOR BREACH OF TRUST ACTIONS**

THIS NOTICE, AS WELL AS ANY EARLIER OR OTHER COMMUNICATION CONTAINING SUCH INFORMATION, SERVES TO ALERT PERSONS OR ENTITIES WITH AN INTEREST IN THIS ACCOUNT THAT (i) IN MANY STATES, INCLUDING THOSE LISTED BELOW, STATUTES OF LIMITATIONS PROVIDE THAT A BENEFICIARY OF A TRUST MAY NOT COMMENCE A PROCEEDING AGAINST A TRUSTEE FOR BREACH OF TRUST MORE THAN A CERTAIN PERIOD AFTER THE DATE THAT THE BENEFICIARY OR REPRESENTATIVE OF THE BENEFICIARY WAS SENT A REPORT\* DISCLOSING ADEQUATE INFORMATION TO ALERT THE BENEFICIARY OR REPRESENTATIVE OF THE EXISTENCE OF A POTENTIAL CLAIM FOR BREACH OF TRUST; (ii) THIS STATEMENT IS A REPORT WITHIN THE MEANING OF SUCH STATUTES AS TO ALL INFORMATION CONTAINED HEREIN, INCLUDING, WITHOUT LIMITATION, THE COMPENSATION RECEIVED BY REGIONS BANK AND ITS AFFILIATES, INVESTMENTS MADE, HELD OR DISPOSED OF AND DISBURSEMENTS AND DISTRIBUTIONS MADE ON BEHALF OF THIS ACCOUNT; AND (iii) ANY PERSON OBJECTING TO ANY MATTER DISCLOSED IN THIS STATEMENT MAY BE

**Information (continued)**

REQUIRED BY SUCH STATUTES TO COMMENCE A PROCEEDING AGAINST REGIONS BANK WITHIN THE TIME ALLOWED BY LAW IN ORDER TO PRESERVE HIS, HER OR ITS RIGHTS TO BRING LEGAL ACTION RELATING TO SUCH OBJECTION. AN ACTION FOR BREACH OF TRUST BASED ON MATTERS DISCLOSED IN A TRUST ACCOUNTING OR OTHER WRITTEN REPORT OF THE TRUSTEE MAY BE SUBJECT TO A SPECIFIC STATUTE OF LIMITATIONS FROM THE SENDING OR RECEIPT OF THE TRUST ACCOUNTING OR OTHER WRITTEN REPORT, BASED ON THE PARTICULARS OF THE STATE STATUTE. ALSO, IN CERTAIN STATES (MARKED BELOW WITH [\*]), THE EFFECT OF TRIGGERING THE STATUTE OF LIMITATIONS MAY POSSIBLY APPLY ONLY TO A STATEMENT OR REPORT THAT IS FINAL OR AT THE TERMINATION OF THE TRUST OR BENEFICIARY RELATIONSHIP. IN A STATE MARKED BELOW WITH [\*\*], THE STATUTE OF LIMITATIONS MAY VARY, ACCORDING TO THE DATE THE TRUSTEESHIP WAS ACCEPTED OR THE DATE THE TRUST BECAME IRREVOCABLE. PLEASE NOTE THAT THE TIME ALLOWED FOR COMMENCING A PROCEEDING CONSISTS OF THE FOLLOWING PERIOD UNDER APPLICABLE STATE LAW: 6 MONTHS (FL); 1 YEAR (AR, MS, MO, SC, TN, IA, KY); 2 YEARS (AL, IL\*\* GA, LA); 3 YEARS (IL\*\*, IN\*); 4 YEARS (TX); 5 YEARS (NC\*). ADDITIONALLY, ACCOUNTS FOR WHICH REGIONS SERVES AS AGENT FOR AN INDIVIDUAL OR ENTITY AS PRINCIPAL, WHETHER THE PRINCIPAL SERVES IN AN INDIVIDUAL OR FIDUCIARY CAPACITY, LIKEWISE ARE SUBJECT TO APPLICABLE STATUTES OF LIMITATION. THIS STATEMENT, AS WELL AS ANY EARLIER OR OTHER COMMUNICATION CONTAINING SUCH INFORMATION, IS NOTICE AS TO ALL INFORMATION CONTAINED HEREIN, AND THE PRINCIPAL MAY BE REQUIRED BY SUCH STATUTES TO COMMENCE A PROCEEDING AGAINST REGIONS BANK WITHIN THE TIME ALLOWED BY LAW IN ORDER TO PRESERVE HIS, HER OR ITS RIGHTS TO BRING LEGAL ACTION RELATING TO ANY MATTER DISCLOSED IN THIS STATEMENT. THIS NOTICE IS FOR INFORMATIONAL PURPOSES ONLY AND IS NOT LEGAL ADVICE; PLEASE CONSULT YOUR ATTORNEY REGARDING ANY QUESTIONS ABOUT WHICH STATE LAW IS APPLICABLE AND ITS EFFECT.

**S&P FIXED INCOME ASSET RATINGS:**

REGARDING ANY PRESENTATION OF ASSET RATING INFORMATION PROVIDED BY STANDARD & POORS WITHIN THIS DOCUMENT, ALL INFORMATION IS COPYRIGHT © 2022, S&P GLOBAL MARKET INTELLIGENCE (AND ITS AFFILIATES AS APPLICABLE). REPRODUCTION OF ANY INFORMATION, OPINIONS, VIEWS, DATA OR MATERIAL, INCLUDING RATINGS (“CONTENT”) IN ANY FORM IS PROHIBITED EXCEPT WITH THE PRIOR WRITTEN PERMISSION OF THE RELEVANT PARTY. SUCH PARTY, ITS AFFILIATES AND SUPPLIERS (“CONTENT PROVIDERS”) DO NOT GUARANTEE THE ACCURACY, ADEQUACY, COMPLETENESS, TIMELINESS OR AVAILABILITY OF ANY CONTENT AND ARE NOT RESPONSIBLE FOR ANY ERRORS OR OMISSIONS (NEGLIGENT OR OTHERWISE), REGARDLESS OF THE CAUSE, OR FOR THE RESULTS OBTAINED FROM THE USE OF SUCH CONTENT. IN NO EVENT SHALL CONTENT PROVIDERS BE LIABLE FOR ANY DAMAGES, COSTS, EXPENSES, LEGAL FEES, OR LOSSES (INCLUDING LOST INCOME OR LOST PROFIT AND OPPORTUNITY COSTS) IN CONNECTION WITH ANY USE OF THE CONTENT. A REFERENCE TO A PARTICULAR INVESTMENT OR SECURITY, A RATING OR ANY OBSERVATION CONCERNING AN INVESTMENT THAT IS PART OF THE CONTENT IS NOT A RECOMMENDATION TO BUY, SELL OR HOLD SUCH INVESTMENT OR SECURITY, DOES NOT ADDRESS THE SUITABILITY OF AN INVESTMENT OR SECURITY AND SHOULD NOT BE RELIED ON AS INVESTMENT ADVICE. CREDIT RATINGS ARE STATEMENTS OF OPINIONS AND ARE NOT STATEMENTS OF FACT.

**PERFORMANCE:**

PERFORMANCE INFORMATION IS PROVIDED FOR THE SOLE USE OF THE INDIVIDUAL(S) IT IS PRESENTED TO. PERFORMANCE RESULTS CONTAINED IN THIS STATEMENT REFLECTS TRADING IN YOUR ACCOUNT(S) AND IS FOR INFORMATIONAL PURPOSES ONLY. RETURNS ARE CALCULATED USING A THIRD-PARTY VENDOR, SEI. PERFORMANCE INFORMATION MAY NOT REFLECT PERFORMANCE OF ALL ASSETS REFLECTED ON THIS STATEMENT AS SOME ASSETS MAY NOT BE SUBJECT TO OUR DISCRETIONARY AUTHORITY REGARDING INVESTMENT DECISIONS AND MAY BE EXCLUDED FROM THE INVESTMENT PERFORMANCE CALCULATIONS. FACTORS IMPACTING THE RETURNS INCLUDE INDIVIDUAL CLIENT RISK TOLERANCE,

**Information (continued)**

RESTRICTIONS A CLIENT MAY PLACE ON THE ACCOUNT, INVESTMENT OBJECTIVES, CHOICE OF BROKER/DEALER OR CUSTODIANS, AS WELL AS OTHER FACTORS. YOUR ACCOUNT(S) PERFORMANCE MAY DIFFER FROM THAT OF OTHER CLIENTS DUE TO, AMONG OTHER THINGS, COMMISSION, TIMING OF ORDER ENTRY, OR THE MANNER IN WHICH THE TRADES WERE EXECUTED. THE INFORMATION PRESENTED HAS BEEN OBTAINED FROM SOURCES BELIEVED TO BE ACCURATE AND RELIABLE. REGIONS CANNOT GUARANTEE THE ACCURACY OR COMPLETENESS OF SUCH INFORMATION AND ASSUMES NO LIABILITY FOR DAMAGES RESULTING FROM OR ARISING OUT OF THE USE OF SUCH INFORMATION. FOR PRIVATE WEALTH AND INSTITUTIONAL SERVICES ACCOUNTS PERFORMANCE IS PRESENTED AS NET OF FEES PERFORMANCE, THEREBY FEES (AND TRADING COMMISSIONS) ARE REFLECTED IN THE DATA. THE FEE SCHEDULE IS DESCRIBED IN YOUR INVESTMENT MANAGEMENT CONTRACT.

PAST PERFORMANCE IS NOT INDICATIVE OF FUTURE RETURNS. CURRENT PERFORMANCE MAY BE LOWER OR HIGHER THAN THE PERFORMANCE DATA PRESENTED. THE INVESTMENT RETURN AND PRINCIPAL VALUE OF AN INVESTMENT WILL FLUCTUATE SO THAT, WHEN REDEEMED, IT MAY BE WORTH MORE OR LESS THAN THE ORIGINAL VALUE. IT SHOULD NOT BE ASSUMED THAT RECOMMENDATIONS MADE IN THE FUTURE WILL BE PROFITABLE OR WILL EQUAL THE PERFORMANCE OF THE SECURITIES PRESENTED HEREIN. SECURITIES ARE NOT FDIC INSURANCE, HAVE NO BANK GUARANTEE, AND MAY LOSE VALUE.

**TRADE ERROR CORRECTION:**

FROM TIME TO TIME ERRORS MAY OCCUR IN THE EXECUTION OF TRADES FOR YOUR ACCOUNT. WHEN RESPONSIBLE FOR SUCH AN ERROR, REGIONS WILL NOTIFY YOU AND WILL CORRECT ANY ERROR AS SOON AS ADMINISTRATIVELY FEASIBLE BY ADDRESSING ANY LOSSES AND PUTTING YOUR ACCOUNT INTO THE SAME POSITION AS IF THE ERROR HAD NOT OCCURRED. WHERE ADMINISTRATIVELY FEASIBLE, ANY GAINS RESULTING FROM THE ERROR MAY BE RETAINED IN YOUR ACCOUNT. TRADING ERRORS WILL NOT OTHERWISE BE REFLECTED IN YOUR STATEMENT IF CORRECTED WITHIN 30 DAYS OR WITHIN THE SAME MONTHLY STATEMENT CYCLE.

Information (continued)

This page intentionally left blank.

# Account Statement

June 1, 2024 - June 30, 2024

## CITY OF DORAL STORM WATER ACCOUNT



### Your Relationship Team

Relationship Consultant: JANET H RICARDO 904 565 7973 janet.ricardo@regions.com

### Accounts Included In This Statement

██████████ CITY OF DORAL STORM WATER ACCOUNT

**ELIZA RASSI**  
8401 NW 53RD TERRACE  
DORAL, FL 33166  
United States

This page intentionally left blank.

# Table of Contents

<b>Schedules</b>	<b>Page</b>
Balance Sheet.....	5
Overview of Your Account.....	6
Portfolio Analysis.....	7
Portfolio Holdings.....	8
Purchases.....	23
Realized Gains and Losses.....	25
Contributions and Receipts.....	39
Distributions and Disbursements.....	40
Fees and Expenses.....	41
Income Received.....	42
Other Income and Capital Gain Distributions.....	49
Security Transactions.....	50
Income Accrual.....	51
Information.....	63

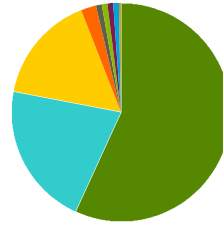
This page intentionally left blank.

**Balance Sheet on June 30, 2024**

	As of May 31, 2024		As of June 30, 2024		% of Account
	Market Value	Cost Basis	Market Value	Cost Basis	
<b>Cash and Equivalents</b>					
Cash Equivalents	35,958.36	35,958.36	82,211.00	82,211.00	0.87%
Accrued Income	79,087.80	79,087.80	81,432.86	81,432.86	0.86%
<b>Total Cash and Equivalents</b>	<b>\$115,046.16</b>	<b>\$115,046.16</b>	<b>\$163,643.86</b>	<b>\$163,643.86</b>	<b>1.73%</b>
<b>Fixed Income</b>					
US Government	5,313,016.30	5,368,198.84	5,366,467.45	5,403,575.61	56.88%
Agency MBS	74,295.48	79,414.54	72,820.43	77,579.32	0.77%
CMO	94,109.95	98,990.11	82,228.82	86,385.50	0.87%
CMBS	249,917.64	251,826.18	209,728.70	209,681.50	2.22%
Consumer ABS	1,534,789.47	1,543,995.60	1,513,093.04	1,519,655.63	16.04%
Commercial ABS	33,797.38	34,403.13	32,899.74	33,381.88	0.35%
US Credit	1,966,555.43	1,983,621.70	1,994,120.42	2,038,589.30	21.14%
<b>Total Fixed Income</b>	<b>\$9,266,481.65</b>	<b>\$9,360,450.10</b>	<b>\$9,271,358.60</b>	<b>\$9,368,848.74</b>	<b>98.27%</b>
	<b>\$9,381,527.81</b>	<b>\$9,475,496.26</b>	<b>\$9,435,002.46</b>	<b>\$9,532,492.60</b>	<b>100.00%</b>

**Overview of Your Account - [REDACTED] CITY OF DORAL STORM WATER ACCOUNT**
**Investment Objective Directed Retention of Assets**
**Asset allocation on June 30, 2024**

	Market value (\$)	Percent
■ US Government	5,366,467.45	57%
■ US Credit	1,994,120.42	21%
■ Consumer ABS	1,513,093.04	16%
■ CMBS	209,728.70	2%
■ CMO	82,228.82	1%
■ Cash Equivalents	82,211.00	1%
■ Accrued Income	81,432.86	1%
■ Agency MBS	72,820.43	1%
■ Other	32,899.74	0%
<b>Total of your account</b>	<b>\$9,435,002.46</b>	<b>100%</b>



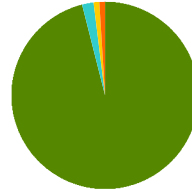
Only the top 8 holding sectors are represented.

**Activity Summary**

	This Period	Year to Date
Beginning Market Value	9,381,527.81	9,067,449.06
Contributions/Receipts	1,931.07	13,247.94
Distributions/Disbursements	-1,931.07	-13,247.94
Fees/Expenses	0.00	0.00
Dividends	245.93	2,083.61
Interest	28,399.51	239,051.87
Other Income/Capital Gain Distributions	0.00	0.00
Security Transactions	0.00	0.00
Realized Gain/Loss	-5,892.83	-94,783.83
Net Interest Bought & Sold	1,931.07	10,694.08
Change in Accrual	2,345.06	16,909.63
Cost Adjustments	0.00	66.33
Net Change in Unrealized Gain/Loss	26,445.91	193,531.71
<b>Market Value on Jun 30, 2024</b>	<b>\$9,435,002.46</b>	<b>\$9,435,002.46</b>

**Portfolio Analysis - [REDACTED] CITY OF DORAL STORM WATER ACCOUNT**
**Geographic Concentration**

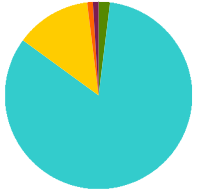
	Market Value (\$)	Percent
■ US	9,094,665.43	96%
■ Canada	180,260.75	2%
■ Europe Ex UK	69,741.70	1%
■ Asia Ex Japan	60,282.00	1%
■ Japan	30,052.58	0%
<b>Total of Your Portfolio</b>	<b>\$9,435,002.46</b>	<b>100%</b>



The data in the quadrant above represents the concentration of assets in your portfolio by geographic region. Source: Bloomberg, Extel, ICE

**Bond Maturity**

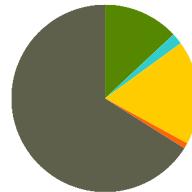
	Market Value (\$)	Percent
■ Less than 1 Year	152,958.18	2%
■ 1 to 3 Years	7,712,674.21	83%
■ 3 to 5 Years	1,250,676.96	13%
■ 7 to 10 Years	50,471.42	1%
■ 10 to 15 Years	22,349.01	0%
■ 15 to 20 Years	7,346.28	0%
■ Over 30 Years	74,882.54	1%
<b>Total of Your Portfolio</b>	<b>\$9,271,358.60</b>	<b>100%</b>



The data in the quadrant above represents the concentration of bonds in your portfolio by maturity date. Source: Bloomberg, Extel, ICE

**Bond Quality Ratings**

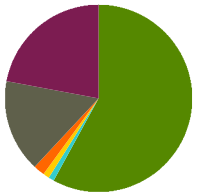
	Market Value (\$)	Percent
■ AAA	1,228,353.42	13%
■ AA	220,621.75	2%
■ A	1,651,285.62	18%
■ BBB	58,686.59	1%
■ All Others	6,112,411.22	66%
<b>Total of Your Portfolio</b>	<b>\$9,271,358.60</b>	<b>100%</b>



The data in the quadrant above represents the concentration of bonds in your portfolio by S&P credit rating. Source: ICE

**Fixed Income Sector Analysis**

	Market Value (\$)	Percent
■ US Government	5,366,467.45	58%
■ Agency MBS	72,820.43	1%
■ CMO	82,228.82	1%
■ CMBS	209,728.70	2%
■ Consumer ABS	1,513,093.04	16%
■ Commercial ABS	32,899.74	0%
■ US Credit	1,994,120.42	22%
<b>Total of Your Portfolio</b>	<b>\$9,271,358.60</b>	<b>100%</b>



The data in the quadrant above represents the concentration of bonds in your portfolio by fixed income sector. Source: RIM Fixed Income Investment

**Portfolio Holdings on June 30, 2024**

	Number of shares	Share price	Market Value	Accrued Income	Cost Basis / Unrealized G/L	Est. Ann. Inc. /Yield at Market	% of Account
<b>Cash and Equivalents</b>							
<i>Cash Equivalents</i>							
Fidelity Government Portfolio (CUSIP:316175108)	82,211.00	1.00	82,211.00	292.40	82,211.00 0.00	4,351.43 5.29%	0.87%
<b>Total Cash Equivalents</b>			<b>\$82,211.00</b>	<b>\$292.40</b>	<b>\$82,211.00</b> <b>\$0.00</b>	<b>\$4,351.43</b> <b>5.29%</b>	<b>0.87%</b>
<i>Accrued Income</i>							
Ending Accrual	0.00	1.00	81,432.86	0.00	81,432.86 0.00	0.00	0.86%
<b>Total Accrued Income</b>			<b>\$81,432.86</b>	<b>\$0.00</b>	<b>\$81,432.86</b> <b>\$0.00</b>	<b>\$0.00</b>	<b>0.86%</b>
<b>Total Cash and Equivalents</b>			<b>\$163,643.86</b>	<b>\$292.40</b>	<b>\$163,643.86</b> <b>\$0.00</b>	<b>\$4,351.43</b> <b>2.66%</b>	<b>1.73%</b>
<b>Fixed Income</b>							
<i>US Government</i>							
United States Treasury Note/Bond 3.125% 15 Aug 2025 (CUSIP:91282CFE6)	215,000.00	97.902	210,489.30	2,528.76	212,488.87 -1,999.57	6,718.75 3.19%	2.23%
United States Treasury Note/Bond 3.625% 15 May 2026 (CUSIP:91282CHB0)	395,000.00	97.961	386,945.95	1,828.76	390,972.85 -4,026.90	14,318.75 3.70%	4.10%
United States Treasury Note/Bond 3.75% 15 Apr 2026 (CUSIP:91282CGV7)	415,000.00	98.211	407,575.65	3,274.08	413,609.38 -6,033.73	15,562.50 3.82%	4.32%
United States Treasury Note/Bond 3.875% 15 Jan 2026 (CUSIP:91282CGE5)	280,000.00	98.496	275,788.80	5,007.69	279,310.94 -3,522.14	10,850.00 3.93%	2.92%
United States Treasury Note/Bond 4.125% 15 Feb 2027 (CUSIP:91282CKA8)	275,000.00	98.852	271,843.00	4,269.49	273,388.67 -1,545.67	11,343.75 4.17%	2.88%

Portfolio Holdings on June 30, 2024 (continued)

	Number of shares	Share price	Market Value	Accrued Income	Cost Basis / Unrealized G/L	Est. Ann. Inc. /Yield at Market	% of Account
<i>US Government (continued)</i>							
United States Treasury Note/Bond 4.125% 15 Jun 2026 (CUSIP:91282CHH7)	210,000.00	98.852	207,589.20	378.69	208,548.05 -958.85	8,662.50 4.17%	2.20%
United States Treasury Note/Bond 4% 15 Dec 2025 (CUSIP:91282CGA3)	230,000.00	98.711	227,035.30	402.18	228,832.03 -1,796.73	9,200.00 4.05%	2.41%
United States Treasury Note/Bond 4% 15 Feb 2026 (CUSIP:91282CGL9)	335,000.00	98.648	330,470.80	5,043.41	330,376.37 94.43	13,400.00 4.05%	3.50%
United States Treasury Note/Bond 4% 15 Jan 2027 (CUSIP:91282CJT9)	275,000.00	98.547	271,004.25	5,076.92	275,268.55 -4,264.30	11,000.00 4.06%	2.87%
United States Treasury Note/Bond 4.25% 15 Mar 2027 (CUSIP:91282CKE0)	170,000.00	99.199	168,638.30	2,120.38	168,784.77 -146.47	7,225.00 4.28%	1.79%
United States Treasury Note/Bond 4.25% 15 Oct 2025 (CUSIP:91282CFP1)	145,000.00	99.063	143,641.35	1,296.48	143,989.26 -347.91	6,162.50 4.29%	1.52%
United States Treasury Note/Bond 4.375% 15 Aug 2026 (CUSIP:91282CHU8)	350,000.00	99.344	347,704.00	5,763.22	346,664.06 1,039.94	15,312.50 4.40%	3.69%
United States Treasury Note/Bond 4.375% 15 Dec 2026 (CUSIP:91282CJP7)	495,000.00	99.426	492,158.70	946.72	498,809.18 -6,650.48	21,656.25 4.40%	5.22%
United States Treasury Note/Bond 4.5% 15 Apr 2027 (CUSIP:91282CKJ9)	280,000.00	99.852	279,585.60	2,650.82	277,998.44 1,587.16	12,600.00 4.51%	2.96%
United States Treasury Note/Bond 4.5% 15 Jul 2026 (CUSIP:91282CHM6)	375,000.00	99.57	373,387.50	7,788.46	374,296.88 -909.38	16,875.00 4.52%	3.96%

**Portfolio Holdings on June 30, 2024 (continued)**

	Number of shares	Share price	Market Value	Accrued Income	Cost Basis / Unrealized G/L	Est. Ann. Inc. /Yield at Market	% of Account
<b>US Government (continued)</b>							
United States Treasury Note/Bond 4.5% 15 May 2027 (CUSIP:91282CKR1)	250,000.00	99.867	249,667.50	1,436.82	249,609.38 58.12	11,250.00 4.51%	2.65%
United States Treasury Note/Bond 4.5% 15 Nov 2025 (CUSIP:91282CFW6)	300,000.00	99.395	298,185.00	1,724.18	303,082.03 -4,897.03	13,500.00 4.53%	3.16%
United States Treasury Note/Bond 4.625% 15 Nov 2026 (CUSIP:91282CJK8)	325,000.00	99.953	324,847.25	1,919.75	327,678.71 -2,831.46	15,031.25 4.63%	3.44%
United States Treasury Note/Bond 4.625% 15 Oct 2026 (CUSIP:91282CJC6)	100,000.00	99.91	99,910.00	973.02	99,867.19 42.81	4,625.00 4.63%	1.06%
<b>Total US Government</b>			<b>\$5,366,467.45</b>	<b>\$54,429.83</b>	<b>\$5,403,575.61</b> <b>-\$37,108.16</b>	<b>\$225,293.75</b> <b>4.20%</b>	<b>56.88%</b>
<b>Agency MBS</b>							
Fannie Mae Pool FN BM4614 3% 01 Mar 2033 (CUSIP:3140J9DU2)	18,140.50	94.755	17,189.03	45.35	19,330.96 -2,141.93	544.22 3.17%	0.18%
Fannie Mae Pool FN FM4174 3% 01 Nov 2032 (CUSIP:3140X7T82)	34,514.92	96.429	33,282.39	86.29	36,601.99 -3,319.60	1,035.45 3.11%	0.35%
Ginnie Mae I Pool GN 646043 6.5% 15 Oct 2037 (CUSIP:36292DWC2)	21,646.37	103.246	22,349.01	117.25	21,646.37 702.64	1,407.01 6.30%	0.24%
<b>Total Agency MBS</b>			<b>\$72,820.43</b>	<b>\$248.89</b>	<b>\$77,579.32</b> <b>-\$4,758.89</b>	<b>\$2,986.68</b> <b>4.10%</b>	<b>0.77%</b>
<b>CMO</b>							
Freddie Mac REMICS FHR 3842 PH 4% 15 Apr 2041 (CUSIP:3137A9QP4)	7,611.37	96.5171	7,346.28	25.37	8,164.98 -818.70	304.45 4.14%	0.08%

**Portfolio Holdings on June 30, 2024 (continued)**

	Number of shares	Share price	Market Value	Accrued Income	Cost Basis / Unrealized G/L	Est. Ann. Inc. /Yield at Market	% of Account
<b>CMO (continued)</b>							
Government National Mortgage Association GNR 2014-H19 HA 3% 20 Sep 2064 (CUSIP:38375UPV6)	12,398.86	97.7009	12,113.80	31.00	13,163.73 -1,049.93	371.97 3.07%	0.13%
Government National Mortgage Association GNR 2019-H12 JA 2.5% 20 Jul 2069 (CUSIP:38380LXE8)	29,345.18	97.2939	28,551.06	61.14	29,499.93 -948.87	733.63 2.57%	0.30%
Government National Mortgage Association GNR 2020-H02 DA 2.25% 20 Dec 2069 (CUSIP:38380LV67)	35,403.36	96.651	34,217.68	66.38	35,556.86 -1,339.18	796.58 2.33%	0.36%
<b>Total CMO</b>			<b>\$82,228.82</b>	<b>\$183.89</b>	<b>\$86,385.50</b> <b>-\$4,156.68</b>	<b>\$2,206.63</b> <b>2.68%</b>	<b>0.87%</b>
<b>CMBS</b>							
CarMax Auto Owner Trust 2021-4 CARMX 2021-4 A3 0.56% 15 Sep 2026 (CUSIP:14317JAD9)	10,879.59	97.3618	10,592.56	2.71	10,878.35 -285.79	60.93 0.58%	0.11%
Daimler Trucks Retail Trust 2022-1 DTRT 2022-1 A3 5.23% 17 Feb 2026 (CUSIP:233869AC0)	30,430.31	99.7787	30,362.96	70.73	30,428.28 -65.32	1,591.50 5.24%	0.32%
Ford Credit Auto Owner Trust 2022-A FORDO 2022-A A3 1.29% 15 Jun 2026 (CUSIP:345286AC2)	11,284.74	98.0943	11,069.69	6.47	11,283.39 -213.70	145.57 1.32%	0.12%
Freddie Mac Multifamily Structured Pass Through Certificates FHMS K736 A2 2.282% 25 Jul 2026 (CUSIP:3137FNWX4)	50,000.00	95.0691	47,534.54	95.08	46,392.58 1,141.96	1,141.00 2.40%	0.50%
GM Financial Consumer Automobile Receivables Trust 2022-1 GMCAR 2022-1 A3 1.26% 16 Nov 2026 (CUSIP:380146AC4)	10,716.29	97.7847	10,478.89	5.63	10,715.35 -236.46	135.03 1.29%	0.11%

**Portfolio Holdings on June 30, 2024 (continued)**

	Number of shares	Share price	Market Value	Accrued Income	Cost Basis / Unrealized G/L	Est. Ann. Inc. /Yield at Market	% of Account
<b>CMBS (continued)</b>							
GM Financial Consumer Automobile Receivables Trust 2022-2 GMCAR 2022-2 A3 3.1% 16 Feb 2027 (CUSIP:362585AC5)	14,997.41	98.4201	14,760.47	19.37	14,994.27 -233.80	464.92 3.15%	0.16%
John Deere Owner Trust 2022-C JDOT 2022-C A3 5.09% 15 Jun 2027 (CUSIP:47800BAC2)	50,000.00	99.6429	49,821.46	113.11	49,996.12 -174.66	2,545.00 5.11%	0.53%
John Deere Owner Trust 2024-B JDOT 2024-B A3 5.2% 15 Mar 2029 (CUSIP:47786WAD2)	35,000.00	100.309	35,108.13	65.72	34,993.16 114.97	1,820.00 5.18%	0.37%
<b>Total CMBS</b>			<b>\$209,728.70</b>	<b>\$378.82</b>	<b>\$209,681.50 \$47.20</b>	<b>\$7,903.95 3.77%</b>	<b>2.22%</b>
<b>Consumer ABS</b>							
Ally Auto Receivables Trust 2022-1 ALLYA 2022-1 A3 3.31% 15 Nov 2026 (CUSIP:02008JAC0)	34,201.45	98.8687	33,814.53	50.31	34,194.83 -380.30	1,132.07 3.35%	0.36%
Ally Auto Receivables Trust 2023-1 ALLYA 2023-1 A3 5.46% 15 May 2028 (CUSIP:02007WAC2)	100,000.00	100.2669	100,266.94	242.67	99,281.25 985.69	5,460.00 5.45%	1.08%
Bank of America Auto Trust 2023-1 BAAT 2023-1A A3 5.53% 15 Feb 2028 (CUSIP:06428AAC2)	35,000.00	100.2037	35,071.30	86.02	34,998.67 72.63	1,935.50 5.52%	0.37%
Bank of America Auto Trust 5.74% 15 Jun 2028 (CUSIP:06054YAC1)	70,000.00	100.7673	70,537.12	178.58	69,998.73 538.39	4,018.00 5.70%	0.75%
BMW Vehicle Owner Trust 2022-A BMWOT 2022-A A3 3.21% 25 Aug 2026 (CUSIP:05602RAD3)	15,555.44	98.6629	15,347.45	8.32	15,554.63 -207.18	499.33 3.25%	0.16%

**Portfolio Holdings on June 30, 2024 (continued)**

	Number of shares	Share price	Market Value	Accrued Income	Cost Basis / Unrealized G/L	Est. Ann. Inc. /Yield at Market	% of Account
<i>Consumer ABS (continued)</i>							
BMW Vehicle Owner Trust 2023-A BMWOT 2023-A A3 5.47% 25 Feb 2028 (CUSIP:05592XAD2)	15,000.00	100.3133	15,047.00	13.68	14,997.34 49.66	820.50 5.45%	0.16%
Capital One Multi-Asset Execution Trust COMET 2022-A2 A 3.49% 15 May 2027 (CUSIP:14041NGA3)	65,000.00	98.2929	63,890.37	100.82	64,989.61 -1,099.24	2,268.50 3.55%	0.68%
Capital One Prime Auto Receivables Trust 2022-1 COPAR 2022-1 A3 3.17% 15 Apr 2027 (CUSIP:14043QAC6)	20,763.95	98.1903	20,388.18	29.25	20,759.41 -371.23	658.22 3.23%	0.22%
Capital One Prime Auto Receivables Trust 2022-2 COPAR 2022-2 A3 3.66% 17 May 2027 (CUSIP:14043GAD6)	25,000.00	98.4265	24,606.63	40.67	24,998.21 -391.58	915.00 3.72%	0.26%
CarMax Auto Owner Trust 2021-1 CARMX 2021-1 A3 0.34% 15 Dec 2025 (CUSIP:14316NAC3)	7,327.53	99.3866	7,282.59	1.11	7,326.08 -43.49	24.91 0.34%	0.08%
CarMax Auto Owner Trust 2021-3 CARMX 2021-3 A3 0.55% 15 Jun 2026 (CUSIP:14317DAC4)	19,136.72	97.8573	18,726.68	4.68	19,133.59 -406.91	105.25 0.56%	0.20%
CarMax Auto Owner Trust 2022-2 CARMX 2022-2 A3 3.49% 16 Feb 2027 (CUSIP:14317HAC5)	23,841.44	98.5784	23,502.51	36.98	23,837.81 -335.30	832.07 3.54%	0.25%
CarMax Auto Owner Trust 2022-4 CARMX 2022-4 A3 5.34% 16 Aug 2027 (CUSIP:14318UAD3)	70,000.00	99.8081	69,865.70	166.13	69,983.58 -117.88	3,738.00 5.35%	0.74%
Chase Auto Owner Trust 2024-1 CHAOT 2024-1A A3 5.13% 25 May 2029 (CUSIP:16144BAC2)	20,000.00	99.9291	19,985.82	17.10	19,998.67 -12.85	1,026.00 5.13%	0.21%

**Portfolio Holdings on June 30, 2024 (continued)**

	Number of shares	Share price	Market Value	Accrued Income	Cost Basis / Unrealized G/L	Est. Ann. Inc. /Yield at Market	% of Account
<b>Consumer ABS (continued)</b>							
Chase Issuance Trust CHAIT 2023-A1 A 5.16% 15 Sep 2028 (CUSIP:161571HT4)	100,000.00	100.2553	100,255.28	229.33	99,972.28 283.00	5,160.00 5.15%	1.06%
CNH Equipment Trust 2022-A CNH 2022-A A3 2.94% 15 Jul 2027 (CUSIP:12660DAC1)	21,738.19	97.862	21,273.42	28.40	21,736.58 -463.16	639.10 3.00%	0.23%
Discover Card Execution Note Trust DCENT 2022-A2 A 3.32% 15 May 2027 (CUSIP:254683CS2)	60,000.00	98.1513	58,890.80	88.53	59,995.12 -1,104.32	1,992.00 3.38%	0.62%
Discover Card Execution Note Trust DCENT 2022-A3 A3 3.56% 15 Jul 2027 (CUSIP:254683CW3)	55,000.00	98.1305	53,971.80	87.02	54,993.17 -1,021.37	1,958.00 3.63%	0.57%
Fifth Third Auto Trust 2023-1 FITAT 2023-1 A3 5.53% 15 Aug 2028 (CUSIP:31680EAD3)	70,000.00	100.2534	70,177.40	172.04	69,995.66 181.74	3,871.00 5.52%	0.74%
Ford Credit Auto Owner Trust 2023-A FORDO 2023-A A3 4.65% 15 Feb 2028 (CUSIP:344928AD8)	25,000.00	99.0668	24,766.69	51.67	24,997.39 -230.70	1,162.50 4.69%	0.26%
GM Financial Consumer Automobile Receivables Trust 2023-2 GMCAR 2023-2 A3 4.47% 16 Feb 2028 (CUSIP:362583AD8)	25,000.00	98.8965	24,724.12	46.56	24,999.31 -275.19	1,117.50 4.52%	0.26%
GM Financial Consumer Automobile Receivables Trust 2024-1 GMCAR 2024-1 A3 4.85% 18 Dec 2028 (CUSIP:36268GAD7)	10,000.00	99.3929	9,939.29	20.21	9,997.99 -58.70	485.00 4.88%	0.11%
Harley-Davidson Motorcycle Trust 2022-A HDMOT 2022-A A3 3.06% 15 Feb 2027 (CUSIP:41284YAD8)	19,379.45	98.6649	19,120.71	26.36	19,376.23 -255.52	593.01 3.10%	0.20%

**Portfolio Holdings on June 30, 2024 (continued)**

	Number of shares	Share price	Market Value	Accrued Income	Cost Basis / Unrealized G/L	Est. Ann. Inc. /Yield at Market	% of Account
<i>Consumer ABS (continued)</i>							
Honda Auto Receivables 2021-3 Owner Trust HAROT 2021-3 A3 0.41% 18 Nov 2025 (CUSIP:43815EAC8)	9,905.80	98.5138	9,758.58	1.47	9,905.65 -147.07	40.61 0.42%	0.10%
Honda Auto Receivables 2021-4 Owner Trust HAROT 2021-4 A3 0.88% 21 Jan 2026 (CUSIP:43815GAC3)	9,989.38	97.9653	9,786.13	2.44	9,987.27 -201.14	87.91 0.90%	0.10%
Honda Auto Receivables 2022-1 Owner Trust HAROT 2022-1 A3 1.88% 15 May 2026 (CUSIP:43815BAC4)	27,863.69	98.1071	27,336.27	0.00	27,859.50 -523.23	0.03 0.00%	0.29%
Honda Auto Receivables 2023-2 Owner Trust HAROT 2023-2 A3 4.93% 15 Nov 2027 (CUSIP:437927AC0)	30,000.00	99.4331	29,829.94	65.73	29,995.14 -165.20	1,479.00 4.96%	0.32%
Honda Auto Receivables 2023-4 Owner Trust HAROT 2023-4 A3 5.67% 21 Jun 2028 (CUSIP:438123AC5)	15,000.00	100.8817	15,132.25	23.63	14,997.36 134.89	850.50 5.62%	0.16%
Honda Auto Receivables 2024-1 Owner Trust HAROT 2024-1 A3 5.21% 15 Aug 2028 (CUSIP:437918AC9)	55,000.00	100.0497	55,027.35	127.36	54,997.61 29.74	2,865.50 5.21%	0.58%
Hyundai Auto Receivables Trust 2022-A HART 2022-A A3 2.22% 15 Oct 2026 (CUSIP:448977AD0)	31,427.16	98.1875	30,857.53	31.01	31,425.96 -568.43	697.68 2.26%	0.33%
Hyundai Auto Receivables Trust 2023-B HART 2023-B A3 5.48% 17 Apr 2028 (CUSIP:44933XAD9)	20,000.00	100.2856	20,057.12	48.71	19,999.13 57.99	1,096.00 5.46%	0.21%

## Portfolio Holdings on June 30, 2024 (continued)

	Number of shares	Share price	Market Value	Accrued Income	Cost Basis / Unrealized G/L	Est. Ann. Inc. /Yield at Market	% of Account
<i>Consumer ABS (continued)</i>							
Hyundai Auto Receivables Trust 2023-C HART 2023-C A3 5.54% 16 Oct 2028 (CUSIP:44918CAD4)	30,000.00	100.6017	30,180.50	73.87	29,996.06 184.44	1,662.00 5.51%	0.32%
John Deere Owner Trust 2022 JDOT 2022-A A3 2.32% 15 Sep 2026 (CUSIP:47787JAC2)	19,434.46	98.0329	19,052.16	20.04	19,430.15 -377.99	450.88 2.37%	0.20%
John Deere Owner Trust 2024 JDOT 2024-A A3 4.96% 15 Nov 2028 (CUSIP:47800RAD5)	15,000.00	99.6065	14,940.97	33.07	14,999.16 -58.19	744.00 4.98%	0.16%
Mercedes-Benz Auto Receivables Trust 2022-1 MBART 2022-1 A3 5.21% 16 Aug 2027 (CUSIP:58768PAC8)	75,000.00	99.8078	74,855.82	173.67	74,985.17 -129.35	3,907.50 5.22%	0.79%
Mercedes-Benz Auto Receivables Trust 2023-2 MBART 2023-2 A3 5.95% 15 Nov 2028 (CUSIP:58769FAC9)	30,000.00	101.2946	30,388.39	79.33	29,997.44 390.95	1,785.00 5.87%	0.32%
Nissan Auto Receivables 2023-B Owner Trust NAROT 2023-B A3 5.93% 15 Mar 2028 (CUSIP:65480MAD5)	20,000.00	100.9179	20,183.57	52.71	19,995.94 187.63	1,186.00 5.88%	0.21%
Toyota Auto Receivables 2022-C Owner Trust TAOT 2022-C A3 3.76% 15 Apr 2027 (CUSIP:89231CAD9)	20,000.00	98.56	19,712.00	33.42	19,996.66 -284.66	752.00 3.81%	0.21%
Toyota Auto Receivables 2023-B Owner Trust TAOT 2023-B A3 4.71% 15 Feb 2028 (CUSIP:891941AD8)	35,000.00	98.9688	34,639.07	73.27	34,998.04 -358.97	1,648.50 4.76%	0.37%

**Portfolio Holdings on June 30, 2024 (continued)**

	Number of shares	Share price	Market Value	Accrued Income	Cost Basis / Unrealized G/L	Est. Ann. Inc. /Yield at Market	% of Account
<b>Consumer ABS (continued)</b>							
Toyota Auto Receivables 2023-D Owner Trust TAOT 2023-D A3 5.54% 15 Aug 2028 (CUSIP:89239FAD4)	20,000.00	100.7143	20,142.86	52.36	19,997.84 145.02	1,178.00 5.85%	0.21%
Toyota Auto Receivables 2024-A Owner Trust TAOT 2024-A A3 4.83% 16 Oct 2028 (CUSIP:89238DAD0)	20,000.00	99.356	19,871.19	42.93	19,996.00 -124.81	966.00 4.86%	0.21%
USAA Auto Owner Trust 2023-A USAOT 2023-A A3 5.58% 15 May 2028 (CUSIP:90291VAC4)	80,000.00	100.1615	80,129.20	198.40	79,986.00 143.20	4,464.00 5.57%	0.85%
World Omni Auto Receivables Trust 2024-A WOART 2024-A A3 4.86% 15 Mar 2029 (CUSIP:98164RAD8)	50,000.00	99.5196	49,759.81	108.00	49,993.41 -233.60	2,430.00 4.88%	0.53%
<b>Total Consumer ABS</b>			<b>\$1,513,093.04</b>	<b>\$2,967.86</b>	<b>\$1,519,655.63</b> <b>-\$6,562.59</b>	<b>\$68,702.57</b> <b>4.54%</b>	<b>16.04%</b>
<b>Commercial ABS</b>							
CNH Equipment Trust 2021-C CNH 2021-C A3 0.81% 15 Dec 2026 (CUSIP:12598LAC0)	13,388.15	97.3904	13,038.77	4.82	13,386.61 -347.84	108.44 0.83%	0.14%
CNH Equipment Trust 4.77% 15 Jun 2029 (CUSIP:18978FAC0)	20,000.00	99.3049	19,860.97	42.40	19,995.27 -134.30	954.00 4.80%	0.21%
<b>Total Commercial ABS</b>			<b>\$32,899.74</b>	<b>\$47.22</b>	<b>\$33,381.88</b> <b>-\$482.14</b>	<b>\$1,062.44</b> <b>3.23%</b>	<b>0.35%</b>
<b>US Credit</b>							
3M Co 2% 14 Feb 2025 (CUSIP:88579YBH3)	60,000.00	97.811	58,686.59	456.67	62,378.40 -3,691.81	1,200.00 2.04%	0.62%
Adobe Inc 4.85% 04 Apr 2027 (CUSIP:00724PAE9)	25,000.00	100.022	25,005.50	293.02	24,987.50 18.00	1,212.50 4.85%	0.27%

**Portfolio Holdings on June 30, 2024 (continued)**

	Number of shares	Share price	Market Value	Accrued Income	Cost Basis / Unrealized G/L	Est. Ann. Inc. /Yield at Market	% of Account
<i>US Credit (continued)</i>							
American Honda Finance 4.9% 12 Mar 2027 (CUSIP:02665WFD8)	35,000.00	99.6377	34,873.21	514.50	34,980.75 -107.54	1,715.00 4.92%	0.37%
American Honda Finance Corp 5.25% 07 Jul 2026 (CUSIP:02665WEK3)	30,000.00	100.1753	30,052.58	761.25	29,898.90 153.68	1,575.00 5.24%	0.32%
AstraZeneca Finance LLC 4.8 26 Feb 2027 (CUSIP:04636NAK9)	30,000.00	99.424	29,827.20	500.00	29,949.60 -122.40	1,440.00 4.83%	0.32%
BA Credit Card Trust BACCT 2022-A1 A1 3.53% 15 Nov 2027 (CUSIP:05522RDE5)	20,000.00	98.2101	19,642.01	31.38	19,998.75 -356.74	706.00 3.59%	0.21%
Bank of America Corp Variable .981% 25 Sep 2025 (CUSIP:06051GJG5)	135,000.00	98.88	133,488.00	353.16	135,000.00 -1,512.00	1,324.35 0.99%	1.41%
Bank Of Montreal 5.92% 25 Sep 2025 (CUSIP:06368LWT9)	50,000.00	100.454	50,227.00	789.33	50,000.00 227.00	2,960.00 5.89%	0.53%
BMW US Capital LLC 4.9% 02 Apr 2027 (CUSIP:05565ECH6)	70,000.00	99.631	69,741.70	847.97	69,916.70 -175.00	3,430.00 4.92%	0.74%
BP Cap Markets America 5.017% 17 Nov 2027 (CUSIP:10373QBY5)	55,000.00	99.9033	54,946.83	337.25	55,000.00 -53.17	2,759.35 5.02%	0.58%
Brighthouse Fin Gbl Fund 5.55% 09 Apr 2027 (CUSIP:10921U2J6)	40,000.00	99.618	39,847.20	493.33	39,988.00 -140.80	2,220.00 5.57%	0.42%
Bristol-Myers Squibb Co 4.9% 22 Feb 2027 (CUSIP:110122EE4)	15,000.00	99.7466	14,961.99	263.37	44,951.40 -29,989.41	735.00 4.91%	0.16%

**Portfolio Holdings on June 30, 2024 (continued)**

	Number of shares	Share price	Market Value	Accrued Income	Cost Basis / Unrealized G/L	Est. Ann. Inc. /Yield at Market	% of Account
<i>US Credit (continued)</i>							
Canadian Imperial Bank of Commerce 5.237% 28 Jun 2027 (CUSIP:13607L8C0)	25,000.00	99.841	24,960.25	10.91	25,000.00 -39.75	1,309.25 5.25%	0.26%
Canadian Imperial Bank of Commerce 5.926% 02 Oct 2026 (CUSIP:13607LWT6)	35,000.00	101.28	35,448.00	512.76	35,000.00 448.00	2,074.10 5.85%	0.38%
Caterpillar Financial Services Corp 4.8% 06 Jan 2026 (CUSIP:14913R3B1)	65,000.00	99.5048	64,678.15	1,516.67	64,983.75 -305.60	3,120.00 4.82%	0.69%
Cintas Corp No 2 3.45% 01 May 2025 (CUSIP:17252MAP5)	20,000.00	98.306	19,661.20	115.00	19,995.60 -334.40	690.00 3.51%	0.21%
Cisco Systems Inc 4.8% 26 Feb 2027 (CUSIP:17275RBQ4)	45,000.00	99.73	44,878.50	750.00	44,941.50 -63.00	2,160.00 4.81%	0.48%
Eli Lilly & Co 4.5% 09 Feb 2027 (CUSIP:532457CJ5)	45,000.00	99.1399	44,612.96	798.75	44,976.15 -363.19	2,025.00 4.54%	0.47%
Goldman Sachs Bank USA/New York NY Variable 5.414% 21 May 2027 (CUSIP:38151LAG5)	55,000.00	99.835	54,909.25	330.86	55,000.00 -90.75	2,977.70 5.42%	0.58%
Home Depot Inc 4.95% 30 Sep 2026 (CUSIP:437076CV2)	15,000.00	99.861	14,979.15	187.69	14,967.15 12.00	742.50 4.96%	0.16%
Hormel Foods Corp 4.8% 30 Mar 2027 (CUSIP:440452AK6)	20,000.00	99.6263	19,925.25	301.33	19,980.60 -55.35	960.00 4.82%	0.21%
John Deere Capital Corp 3.4% 06 Jun 2025 (CUSIP:24422EWF2)	10,000.00	98.1764	9,817.64	23.61	9,997.70 -180.06	340.00 3.46%	0.10%
John Deere Capital Corp 4.85% 05 Mar 2027 (CUSIP:24422EXM6)	55,000.00	99.6438	54,804.10	844.71	54,948.85 -144.75	2,667.50 4.87%	0.58%

**Portfolio Holdings on June 30, 2024 (continued)**

	Number of shares	Share price	Market Value	Accrued Income	Cost Basis / Unrealized G/L	Est. Ann. Inc. /Yield at Market	% of Account
<i>US Credit (continued)</i>							
JPMorgan Chase & Co Variable 4.08% 26 Apr 2026 (CUSIP:46647PCZ7)	140,000.00	98.671	138,139.40	1,031.33	140,000.00 -1,860.60	5,712.00 4.13%	1.44%
Linde Inc 4.7% 05 Dec 2025 (CUSIP:53522KAB9)	65,000.00	99.4105	64,616.85	220.64	64,929.80 -312.95	3,055.00 4.73%	0.68%
Microsoft Corp 3.125% 03 Nov 2025 (CUSIP:594918BJ2)	45,000.00	97.521	43,884.45	226.56	43,596.90 287.55	1,406.25 3.20%	0.47%
Morgan Stanley 4% 23 Jul 2025 (CUSIP:6174468C6)	40,000.00	98.5046	39,401.86	702.22	40,186.40 -784.54	1,600.00 4.06%	0.42%
Morgan Stanley Variable 5.652% 13 Apr 2028 (CUSIP:61747YFP5)	10,000.00	100.991	10,099.10	113.04	10,000.00 99.10	565.20 5.60%	0.11%
National Rural Util Coop 4.8% 05 Feb 2027 (CUSIP:63743HFM9)	70,000.00	99.373	69,561.10	1,362.67	69,979.00 -417.90	3,360.00 4.83%	0.74%
New York Life Global Fdg 5.45% 18 Sep 2026 (CUSIP:64953BBF4)	75,000.00	100.475	75,356.25	1,169.48	74,985.75 370.50	4,087.50 5.42%	0.80%
Northwestern Mutual GLBL 5.07% 25 Mar 2027 (CUSIP:66815L2R9)	25,000.00	100.153	25,038.25	338.00	24,997.25 41.00	1,267.50 5.06%	0.27%
PACCAR Financial Corp 5% 13 May 2027 (CUSIP:69371RT22)	25,000.00	100.229	25,057.25	166.67	24,980.75 76.50	1,250.00 4.99%	0.27%
Pacific Life Global Fdg li Med 144a Nt 5.5 28 Aug 2026 (CUSIP:6944PL2W8)	15,000.00	100.445	15,066.75	281.88	14,994.75 72.00	825.00 5.48%	0.16%
PepsiCo Inc 5.125% 10 Nov 2026 (CUSIP:713448FW3)	20,000.00	100.439	20,087.80	145.21	19,994.60 93.20	1,025.00 5.10%	0.21%

**Portfolio Holdings on June 30, 2024 (continued)**

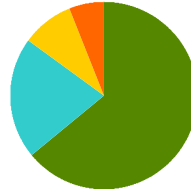
	Number of shares	Share price	Market Value	Accrued Income	Cost Basis / Unrealized G/L	Est. Ann. Inc. /Yield at Market	% of Account
<i>US Credit (continued)</i>							
PNC Financial Services 5.671% 28 Oct 2025 (CUSIP:693475BH7)	20,000.00	99.89	19,978.00	198.49	20,000.00 -22.00	1,134.20 5.68%	0.21%
Principal Life Global Funding II 5% 16 Jan 2027 (CUSIP:74256LEX3)	35,000.00	99.654	34,878.90	802.08	35,054.35 -175.45	1,750.00 5.02%	0.37%
State Street Corp Variable 1.746% 06 Feb 2026 (CUSIP:857477BR3)	20,000.00	97.573	19,514.60	140.65	20,000.00 -485.40	349.20 1.79%	0.21%
State Street Corp Variable 5.104% 18 May 2026 (CUSIP:857477CB7)	85,000.00	99.573	84,637.05	518.20	85,000.00 -362.95	4,338.40 5.13%	0.90%
State Street Corp Variable 5.751% 04 Nov 2026 (CUSIP:857477BX0)	15,000.00	100.394	15,059.10	136.59	15,000.00 59.10	862.65 5.73%	0.16%
Texas Instruments Inc 4.6% 08 Feb 2027 (CUSIP:882508CE2)	45,000.00	99.346	44,705.70	822.25	44,971.20 -265.50	2,070.00 4.63%	0.47%
Toronto-Dominion Bank/The 4.98% 05 Apr 2027 (CUSIP:89115A2W1)	70,000.00	99.465	69,625.50	832.77	70,000.00 -374.50	3,486.00 5.01%	0.74%
Toyota Motor Credit Corp 5% 14 Aug 2026 (CUSIP:89236TKX2)	35,000.00	99.7776	34,922.17	665.97	34,957.65 -35.48	1,750.00 5.01%	0.37%
Truist Financial Corp 2.5% 01 Aug 2024 (CUSIP:05531FBH5)	65,000.00	99.6812	64,792.75	677.08	68,607.50 -3,814.75	1,625.00 2.51%	0.69%
Unitedhealth Group Inc 4.6% 15 Apr 2027 (CUSIP:91324PEY4)	70,000.00	99.2019	69,441.33	894.44	69,512.10 -70.77	3,220.00 4.64%	0.74%

## Portfolio Holdings on June 30, 2024 (continued)

	Number of shares	Share price	Market Value	Accrued Income	Cost Basis / Unrealized G/L	Est. Ann. Inc. /Yield at Market	% of Account
<i>US Credit (continued)</i>							
Westpac Banking Corp 5.512% 17 Nov 2025 (CUSIP:961214FL2)	60,000.00	100.47	60,282.00	404.21	60,000.00 282.00	3,307.20 5.49%	0.64%
<b>Total US Credit</b>			\$1,994,120.42	\$22,883.95	\$2,038,589.30 -\$44,468.88	\$88,389.35 4.43%	<b>21.14%</b>
<b>Total Fixed Income</b>			\$9,271,358.60	\$81,140.46	\$9,368,848.74 -\$97,490.14	\$396,545.37 4.28%	<b>98.27%</b>
<b>Total for your portfolio</b>			\$9,435,002.46	\$81,432.86	\$9,532,492.60 -\$97,490.14	\$400,896.80 4.25%	<b>100.00%</b>

**Purchases**
**Summary**

	Cost	Percent
■ US Government	249,609.38	64%
■ Cash Equivalents	82,909.78	21%
■ CMBS	34,993.16	9%
■ US Credit	25,000.00	6%
<b>Total of your portfolio</b>	<b>\$392,512.32</b>	<b>100%</b>


**Details**

Trade date	Transaction description	Principal amount	Income amount	Cost	Accrued income
<b>Settlement date</b>	<b>Transaction description</b>				
	<b>CITY OF DORAL STORM WATER ACCOUNT</b>				
<b>Purchases</b>					
<i>Fixed Income</i>					
<i>US Government</i>					
June 4, 2024	Purchase 250,000.00 Par Value of United States	-249,609.38		249,609.38	-641.98
June 5, 2024	Treasury Note/Bond 4.5% 15 May 2027 @ 99.84% Paid Accrued Interest of \$641.98, CUSIP 91282CKR1				
<b>Total US Government</b>		<b>-\$249,609.38</b>	<b>\$0.00</b>	<b>\$249,609.38</b>	<b>-\$641.98</b>
<i>CMBS</i>					
June 11, 2024	Purchase 35,000.00 Par Value 35,000.00 Current	-34,993.16		34,993.16	
June 18, 2024	Face of John Deere Owner Trust 2024-B JDOT 2024-B A3 5.2% 15 Mar 2029 @99.98045 %, CUSIP 47786WAD2				
<b>Total CMBS</b>		<b>-\$34,993.16</b>	<b>\$0.00</b>	<b>\$34,993.16</b>	<b>\$0.00</b>

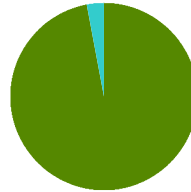
**Purchases (continued)**

<b>Trade date</b>					
<b>Settlement date</b>	<b>Transaction description</b>	<b>Principal amount</b>	<b>Income amount</b>	<b>Cost</b>	<b>Accrued income</b>
<i>US Credit</i>					
June 24, 2024	Purchase 25,000.00 Par Value of Canadian Imperial	-25,000.00		25,000.00	
June 28, 2024	Bank of Commerce 5.237% 28 Jun 2027 @ 100.00%, CUSIP 13607L8C0				
<b>Total US Credit</b>		<b>-\$25,000.00</b>	<b>\$0.00</b>	<b>\$25,000.00</b>	<b>\$0.00</b>
<b>Total Fixed Income</b>		<b>-\$309,602.54</b>	<b>\$0.00</b>	<b>\$309,602.54</b>	<b>-\$641.98</b>
<b>Total Purchases</b>		<b>-\$309,602.54</b>	<b>\$0.00</b>	<b>\$309,602.54</b>	<b>-\$641.98</b>
<b>Cash Sweep Activity</b>					
<i>Cash and Equivalents</i>					
<i>Cash Equivalents</i>					
June 30, 2024	Sweep purchases totaling 82,909.78 units of	-82,909.78		82,909.78	
June 30, 2024	Fidelity Government Portfolio for CITY OF DORAL STORM WATER ACCOUNT - Capital (13 Transactions), CUSIP 316175108				
<b>Total Cash Equivalents</b>		<b>-\$82,909.78</b>	<b>\$0.00</b>	<b>\$82,909.78</b>	<b>\$0.00</b>
<b>Total Cash and Equivalents</b>		<b>-\$82,909.78</b>	<b>\$0.00</b>	<b>\$82,909.78</b>	<b>\$0.00</b>
<b>Total Cash Sweep Activity</b>		<b>-\$82,909.78</b>	<b>\$0.00</b>	<b>\$82,909.78</b>	<b>\$0.00</b>
<b>Total</b>	<b>CITY OF DORAL STORM WATER ACCOUNT</b>	<b>-\$392,512.32</b>	<b>\$0.00</b>	<b>\$392,512.32</b>	<b>-\$641.98</b>

## Realized Gains and Losses

### Summary

	Realized G/L	Percent
Consumer ABS	3.53	97%
Commercial ABS	0.12	3%
Cash Equivalents	0.00	0.00
Agency MBS	-101.63	0.00
CMO	-437.60	0.00
CMBS	-1,448.66	0.00
US Government	-3,908.59	0.00
<b>Total of your portfolio</b>	<b>-\$5,892.83</b>	<b>100%</b>



### Details

Trade date	Settlement date	Transaction description	Principal amount	Income amount	Cost	Accrued income	Realized G/L
		<b>CITY OF DORAL STORM WATER ACCOUNT</b>					
		<b>Corporate Actions/Income</b>					
		<i>Fixed Income</i>					
		<i>Agency MBS</i>					
June 17, 2024	June 17, 2024	Principal Payment of 1 USD on 686,635.00 Par Value for Ginnie Mae I Pool GN 646043 6.5% 15 Oct 2037 Due On 06/17/24 With Ex Date 06/01/24, CUSIP 36292DWC2	81.84				0.00
June 17, 2024	June 17, 2024	Principal Payment of 81.84 Current Face on 686,635.00 Par Value for Ginnie Mae I Pool GN 646043 6.5% 15 Oct 2037 Due On 06/17/24 With Ex Date 06/01/24, CUSIP 36292DWC2	0.00		-81.84		0.00

**Realized Gains and Losses (continued)**

Trade date Settlement date	Transaction description	Principal amount	Income amount	Cost	Accrued income	Realized G/L
<i>Agency MBS (continued)</i>						
June 25, 2024 June 25, 2024	Principal Payment of 1 USD on 65,000.00 Par Value for Fannie Mae Pool FN BM4614 3% 01 Mar 2033 Due On 06/25/24 With Ex Date 06/01/24, CUSIP 3140J9DU2	338.74				0.00
June 25, 2024 June 25, 2024	Principal Payment of 1 USD on 130,000.00 Par Value for Fannie Mae Pool FN FM4174 3% 01 Nov 2032 Due On 06/25/24 With Ex Date 06/01/24, CUSIP 3140X7T82	1,313.01				0.00
June 25, 2024 June 25, 2024	Principal Payment of 338.74 Current Face on 65,000.00 Par Value for Fannie Mae Pool FN BM4614 3% 01 Mar 2033 Due On 06/25/24 With Ex Date 06/01/24, CUSIP 3140J9DU2	0.00		-360.97		-22.23
June 25, 2024 June 25, 2024	Principal Payment of 1,313.01 Current Face on 130,000.00 Par Value for Fannie Mae Pool FN FM4174 3% 01 Nov 2032 Due On 06/25/24 With Ex Date 06/01/24, CUSIP 3140X7T82	0.00		-1,392.41		-79.40
<b>Total Agency MBS</b>		<b>\$1,733.59</b>	<b>\$0.00</b>	<b>-\$1,835.22</b>	<b>\$0.00</b>	<b>-\$101.63</b>
<i>CMO</i>						
June 17, 2024 June 17, 2024	Principal Payment of 1 USD on 200,000.00 Par Value for Freddie Mac REMICS FHR 3842 PH 4% 15 Apr 2041 Due On 06/17/24 With Ex Date 06/01/24, CUSIP 3137A9QP4	111.04				0.00

**Realized Gains and Losses (continued)**

Trade date Settlement date	Transaction description	Principal amount	Income amount	Cost	Accrued income	Realized G/L
<i>CMO (continued)</i>						
June 17, 2024 June 17, 2024	Principal Payment of 111.04 Current Face on 200,000.00 Par Value for Freddie Mac REMICS FHR 3842 PH 4% 15 Apr 2041 Due On 06/17/24 With Ex Date 06/01/24, CUSIP 3137A9QP4	0.00		-119.12		-8.08
June 20, 2024 June 20, 2024	Principal Payment of 1 USD on 200,000.00 Par Value for Government National Mortgage Association GNR 2019-H12 JA 2.5% 20 Jul 2069 Due On 06/20/24 With Ex Date 06/01/24, CUSIP 38380LXE8	4,172.18				0.00
June 20, 2024 June 20, 2024	Principal Payment of 1 USD on 175,000.00 Par Value for Government National Mortgage Association GNR 2014-H19 HA 3% 20 Sep 2064 Due On 06/20/24 With Ex Date 06/01/24, CUSIP 38375UPV6	6,509.55				0.00
June 20, 2024 June 20, 2024	Principal Payment of 1 USD on 200,000.00 Par Value for Government National Mortgage Association GNR 2020-H02 DA 2.25% 20 Dec 2069 Due On 06/20/24 With Ex Date 06/01/24, CUSIP 38380LV67	1,374.24				0.00
June 20, 2024 June 20, 2024	Principal Payment of 4,172.18 Current Face on 200,000.00 Par Value for Government National Mortgage Association GNR 2019-H12 JA 2.5% 20 Jul 2069 Due On 06/20/24 With Ex Date 06/01/24, CUSIP 38380LXE8	0.00		-4,194.18		-22.00

**Realized Gains and Losses (continued)**

Trade date Settlement date	Transaction description	Principal amount	Income amount	Cost	Accrued income	Realized G/L
<i>CMO (continued)</i>						
June 20, 2024 June 20, 2024	Principal Payment of 6,509.55 Current Face on 175,000.00 Par Value for Government National Mortgage Association GNR 2014-H19 HA 3% 20 Sep 2064 Due On 06/20/24 With Ex Date 06/01/24, CUSIP 38375UPV6	0.00		-6,911.11		-401.56
June 20, 2024 June 20, 2024	Principal Payment of 1,374.24 Current Face on 200,000.00 Par Value for Government National Mortgage Association GNR 2020-H02 DA 2.25% 20 Dec 2069 Due On 06/20/24 With Ex Date 06/01/24, CUSIP 38380LV67	0.00		-1,380.20		-5.96
<b>Total CMO</b>		<b>\$12,167.01</b>	<b>\$0.00</b>	<b>-\$12,604.61</b>	<b>\$0.00</b>	<b>-\$437.60</b>
<i>CMBS</i>						
June 17, 2024 June 17, 2024	Principal Payment of 1 USD on 25,000.00 Par Value for Ford Credit Auto Owner Trust 2022-A FORDO 2022-A A3 1.29% 15 Jun 2026 Due On 06/17/24 With Ex Date 06/15/24, CUSIP 345286AC2	1,187.32				0.00
June 17, 2024 June 17, 2024	Principal Payment of 1 USD on 20,000.00 Par Value for GM Financial Consumer Automobile Receivables Trust 2022-1 GMCAR 2022-1 A3 1.26% 16 Nov 2026 Due On 06/17/24 With Ex Date 06/16/24, CUSIP 380146AC4	1,014.72				0.00
June 17, 2024 June 17, 2024	Principal Payment of 1 USD on 20,000.00 Par Value for	1,057.33				0.00

**Realized Gains and Losses (continued)**

Trade date Settlement date	Transaction description	Principal amount	Income amount	Cost	Accrued income	Realized G/L
<i>CMBS (continued)</i>						
June 17, 2024 June 17, 2024	GM Financial Consumer Automobile Receivables Trust 2022-2 GMCAR 2022-2 A3 3.1% 16 Feb 2027 Due On 06/17/24 With Ex Date 06/16/24, CUSIP 362585AC5	0.00		-1,187.18		0.14
June 17, 2024 June 17, 2024	Principal Payment of 1,187.32 Current Face on 25,000.00 Par Value for Ford Credit Auto Owner Trust 2022-A FORDO 2022-A A3 1.29% 15 Jun 2026 Due On 06/17/24 With Ex Date 06/15/24, CUSIP 345286AC2	0.00		-1,014.63		0.09
June 17, 2024 June 17, 2024	Principal Payment of 1,014.72 Current Face on 20,000.00 Par Value for GM Financial Consumer Automobile Receivables Trust 2022-1 GMCAR 2022-1 A3 1.26% 16 Nov 2026 Due On 06/17/24 With Ex Date 06/16/24, CUSIP 380146AC4	0.00		-1,057.11		0.22
June 17, 2024 June 17, 2024	Principal Payment of 1 USD on 40,000.00 Par Value for Daimler Trucks Retail Trust 2022-1 DTRT 2022-1 A3	2,900.54				0.00

**Realized Gains and Losses (continued)**

Trade date Settlement date	Transaction description	Principal amount	Income amount	Cost	Accrued income	Realized G/L
<i>CMBS (continued)</i>						
June 17, 2024 June 17, 2024	5.23% 17 Feb 2026 Due On 06/17/24 With Ex Date 06/15/24, CUSIP 233869AC0  Principal Payment of 2,900.54 Current Face on 40,000.00 Par Value for Daimler Trucks Retail Trust 2022-1 DTRT 2022-1 A3 5.23% 17 Feb 2026 Due On 06/17/24 With Ex Date 06/15/24, CUSIP 233869AC0	0.00		-2,900.35		0.19
June 17, 2024 June 17, 2024	Principal Payment of 1 USD on 25,000.00 Par Value for CarMax Auto Owner Trust 2021-4 CARMX 2021-4 A3 0.56% 15 Sep 2026 Due On 06/17/24 With Ex Date 06/15/24, CUSIP 14317JAD9	983.96				0.00
June 17, 2024 June 17, 2024	Principal Payment of 983.96 Current Face on 25,000.00 Par Value for CarMax Auto Owner Trust 2021-4 CARMX 2021-4 A3 0.56% 15 Sep 2026 Due On 06/17/24 With Ex Date 06/15/24, CUSIP 14317JAD9	0.00		-983.85		0.11
<b>Total CMBS</b>		<b>\$7,143.87</b>	<b>\$0.00</b>	<b>-\$7,143.12</b>	<b>\$0.00</b>	<b>\$0.75</b>
<i>Consumer ABS</i>						
June 17, 2024 June 17, 2024	Principal Payment of 1 USD on 45,000.00 Par Value for Honda Auto Receivables 2022-1 Owner Trust HAROT 2022-1 A3 1.88% 15 May 2026 Due On 06/17/24 With	2,560.67				0.00

**Realized Gains and Losses (continued)**

Trade date Settlement date	Transaction description	Principal amount	Income amount	Cost	Accrued income	Realized G/L
<i>Consumer ABS (continued)</i>						
	Ex Date 06/15/24, CUSIP 43815BAC4					
June 17, 2024 June 17, 2024	Principal Payment of 1 USD on 95,000.00 Par Value for Carmax Auto Owner Trust 2021-1 CARMX 2021-1 A3 0.34% 15 Dec 2025 Due On 06/17/24 With Ex Date 06/15/24, CUSIP 14316NAC3	3,036.58				0.00
June 17, 2024 June 17, 2024	Principal Payment of 1 USD on 55,000.00 Par Value for Ally Auto Receivables Trust 2022-1 ALLYA 2022-1 A3 3.31% 15 Nov 2026 Due On 06/17/24 With Ex Date 06/15/24, CUSIP 02008JACO	2,941.07				0.00
June 17, 2024 June 17, 2024	Principal Payment of 1 USD on 50,000.00 Par Value for Hyundai Auto Receivables Trust 2022-A HART 2022-A A3 2.22% 15 Oct 2026 Due On 06/17/24 With Ex Date 06/15/24, CUSIP 448977ADO	2,833.27				0.00
June 17, 2024 June 17, 2024	Principal Payment of 1 USD on 35,000.00 Par Value for Harley-Davidson Motorcycle Trust 2022-A HDMOT 2022-A A3 3.06% 15 Feb 2027 Due On 06/17/24 With Ex Date 06/15/24, CUSIP 41284YAD8	1,799.28				0.00
June 17, 2024 June 17, 2024	Principal Payment of 1 USD on 35,000.00 Par Value for John Deere Owner Trust 2022 JDOT 2022-A A3 2.32% 15 Sep 2026 Due On 06/17/24	1,316.16				0.00

**Realized Gains and Losses (continued)**

Trade date Settlement date	Transaction description	Principal amount	Income amount	Cost	Accrued income	Realized G/L
<i>Consumer ABS (continued)</i>						
June 17, 2024 June 17, 2024	With Ex Date 06/15/24, CUSIP 47787JAC2 Principal Payment of 1 USD on 25,000.00 Par Value for Capital One Prime Auto Receivables Trust 2022-1 COPAR 2022-1 A3 3.17% 15 Apr 2027 Due On 06/17/24 With Ex Date 06/15/24, CUSIP 14043QAC6	1,350.32				0.00
June 17, 2024 June 17, 2024	Principal Payment of 2,560.67 Current Face on 45,000.00 Par Value for Honda Auto Receivables 2022-1 Owner Trust HAROT 2022-1 A3 1.88% 15 May 2026 Due On 06/17/24 With Ex Date 06/15/24, CUSIP 43815BAC4	0.00		-2,560.28		0.39
June 17, 2024 June 17, 2024	Principal Payment of 3,036.58 Current Face on 95,000.00 Par Value for Carmax Auto Owner Trust 2021-1 CARMX 2021-1 A3 0.34% 15 Dec 2025 Due On 06/17/24 With Ex Date 06/15/24, CUSIP 14316NAC3	0.00		-3,035.98		0.60
June 17, 2024 June 17, 2024	Principal Payment of 2,941.07 Current Face on 55,000.00 Par Value for Ally Auto Receivables Trust 2022-1 ALLYA 2022-1 A3 3.31% 15 Nov 2026 Due On 06/17/24 With Ex Date 06/15/24, CUSIP 02008JACO	0.00		-2,940.50		0.57

**Realized Gains and Losses (continued)**

Trade date Settlement date	Transaction description	Principal amount	Income amount	Cost	Accrued income	Realized G/L
<i>Consumer ABS (continued)</i>						
June 17, 2024 June 17, 2024	Principal Payment of 2,833.27 Current Face on 50,000.00 Par Value for Hyundai Auto Receivables Trust 2022-A HART 2022-A A3 2.22% 15 Oct 2026 Due On 06/17/24 With Ex Date 06/15/24, CUSIP 448977AD0	0.00		-2,833.16		0.11
June 17, 2024 June 17, 2024	Principal Payment of 1,799.28 Current Face on 35,000.00 Par Value for Harley-Davidson Motorcycle Trust 2022-A HDMOT 2022-A A3 3.06% 15 Feb 2027 Due On 06/17/24 With Ex Date 06/15/24, CUSIP 41284YAD8	0.00		-1,798.98		0.30
June 17, 2024 June 17, 2024	Principal Payment of 1,316.16 Current Face on 35,000.00 Par Value for John Deere Owner Trust 2022 JDOT 2022-A A3 2.32% 15 Sep 2026 Due On 06/17/24 With Ex Date 06/15/24, CUSIP 47787JAC2	0.00		-1,315.87		0.29
June 17, 2024 June 17, 2024	Principal Payment of 1,350.32 Current Face on 25,000.00 Par Value for Capital One Prime Auto Receivables Trust 2022-1 COPAR 2022-1 A3 3.17% 15 Apr 2027 Due On 06/17/24 With Ex Date 06/15/24, CUSIP 14043QAC6	0.00		-1,350.03		0.29
June 17, 2024 June 17, 2024	Principal Payment of 1 USD on 25,000.00 Par Value for CNH Equipment Trust 2022-A	401.35				0.00

**Realized Gains and Losses (continued)**

Trade date Settlement date	Transaction description	Principal amount	Income amount	Cost	Accrued income	Realized G/L
<i>Consumer ABS (continued)</i>						
June 17, 2024 June 17, 2024	CNH 2022-A A3 2.94% 15 Jul 2027 Due On 06/17/24 With Ex Date 06/15/24, CUSIP 12660DAC1	0.00		-401.32		0.03
June 17, 2024 June 17, 2024	Principal Payment of 401.35 Current Face on 25,000.00 Par Value for CNH Equipment Trust 2022-A CNH 2022-A A3 2.94% 15 Jul 2027 Due On 06/17/24 With Ex Date 06/15/24, CUSIP 12660DAC1	1,711.10				0.00
June 17, 2024 June 17, 2024	Principal Payment of 1 USD on 35,000.00 Par Value for CarMax Auto Owner Trust 2022-2 CARMX 2022-2 A3 3.49% 16 Feb 2027 Due On 06/17/24 With Ex Date 06/15/24, CUSIP 14317HAC5	0.00		-1,710.84		0.26
June 17, 2024 June 17, 2024	Principal Payment of 1 USD on 55,000.00 Par Value for CarMax Auto Owner Trust 2021-3 CARMX 2021-3 A3 0.55% 15 Jun 2026 Due On 06/17/24 With Ex Date 06/15/24, CUSIP 14317DAC4	2,123.60				0.00
June 17, 2024 June 17, 2024	Principal Payment of 2,123.60 Current Face on 55,000.00 Par Value for	0.00		-2,123.25		0.35

**Realized Gains and Losses (continued)**

Trade date Settlement date	Transaction description	Principal amount	Income amount	Cost	Accrued income	Realized G/L
<i>Consumer ABS (continued)</i>						
June 18, 2024 June 18, 2024	CarMax Auto Owner Trust 2021-3 CARMX 2021-3 A3 0.55% 15 Jun 2026 Due On 06/17/24 With Ex Date 06/15/24, CUSIP 14317DAC4	1,674.26				0.00
June 18, 2024 June 18, 2024	Principal Payment of 1 USD on 40,000.00 Par Value for Honda Auto Receivables 2021-3 Owner Trust HAROT 2021-3 A3 0.41% 18 Nov 2025 Due On 06/18/24 With Ex Date 06/18/24, CUSIP 43815EAC8	0.00		-1,674.24		0.02
June 21, 2024 June 21, 2024	Principal Payment of 1 USD on 25,000.00 Par Value for Honda Auto Receivables 2021-4 Owner Trust HAROT 2021-4 A3 0.88% 21 Jan 2026 Due On 06/21/24 With Ex Date 06/21/24, CUSIP 43815GAC3	1,170.85				0.00
June 21, 2024 June 21, 2024	Principal Payment of 1,170.85 Current Face on 25,000.00 Par Value for Honda Auto Receivables 2021-4 Owner Trust HAROT 2021-4 A3 0.88% 21 Jan	0.00		-1,170.60		0.25

**Realized Gains and Losses (continued)**

Trade date Settlement date	Transaction description	Principal amount	Income amount	Cost	Accrued income	Realized G/L
<i>Consumer ABS (continued)</i>						
June 25, 2024 June 25, 2024	2026 Due On 06/21/24 With Ex Date 06/21/24, CUSIP 43815GAC3	1,424.99				0.00
June 25, 2024 June 25, 2024	Principal Payment of 1 USD on 25,000.00 Par Value for BMW Vehicle Owner Trust 2022-A BMWOT 2022-A A3 3.21% 25 Aug 2026 Due On 06/25/24 With Ex Date 06/25/24, CUSIP 05602RAD3	0.00		-1,424.92		0.07
<b>Total Consumer ABS</b>		<b>\$24,343.50</b>	<b>\$0.00</b>	<b>-\$24,339.97</b>	<b>\$0.00</b>	<b>\$3.53</b>
<i>Commercial ABS</i>						
June 17, 2024 June 17, 2024	Principal Payment of 1 USD on 25,000.00 Par Value for CNH Equipment Trust 2021-C CNH 2021-C A3 0.81% 15 Dec 2026 Due On 06/17/24 With Ex Date 06/15/24, CUSIP 12598LACO	1,021.37				0.00
June 17, 2024 June 17, 2024	Principal Payment of 1,021.37 Current Face on 25,000.00 Par Value for CNH	0.00		-1,021.25		0.12

**Realized Gains and Losses (continued)**

Trade date Settlement date	Transaction description	Principal amount	Income amount	Cost	Accrued income	Realized G/L
<i>Commercial ABS (continued)</i>						
	Equipment Trust 2021-C CNH 2021-C A3 0.81% 15 Dec 2026 Due On 06/17/24 With Ex Date 06/15/24, CUSIP 12598LAC0					
<b>Total Commercial ABS</b>		<b>\$1,021.37</b>	<b>\$0.00</b>	<b>-\$1,021.25</b>	<b>\$0.00</b>	<b>\$0.12</b>
<b>Total Fixed Income</b>		<b>\$46,409.34</b>	<b>\$0.00</b>	<b>-\$46,944.17</b>	<b>\$0.00</b>	<b>-\$534.83</b>
<b>Total Corporate Actions/Income</b>		<b>\$46,409.34</b>	<b>\$0.00</b>	<b>-\$46,944.17</b>	<b>\$0.00</b>	<b>-\$534.83</b>
<b>Sales</b>						
<i>Fixed Income</i>						
<i>US Government</i>						
June 4, 2024 June 5, 2024	Sale 180,000.00 Par Value of United States Treasury Note/Bond 3% 15 Jul 2025 @ 97.81% Received Accrued Interest of \$2,106.59, CUSIP 91282CEY3	176,055.47		-179,641.40	2,106.59	-3,585.93
June 12, 2024 June 13, 2024	Sale 35,000.00 Par Value of United States Treasury Note/Bond 3.125% 15 Aug 2025 @ 97.91% Received Accrued Interest of \$357.57, CUSIP 91282CFE6	34,268.55		-34,591.21	357.57	-322.66
<b>Total US Government</b>		<b>\$210,324.02</b>	<b>\$0.00</b>	<b>-\$214,232.61</b>	<b>\$2,464.16</b>	<b>-\$3,908.59</b>
<i>CMBS</i>						
June 4, 2024 June 5, 2024	Sale 70,000.00 Par Value 70,000.00 Current Face of	68,545.31		-69,994.72	108.89	-1,449.41

**Realized Gains and Losses (continued)**

Trade date Settlement date	Transaction description	Principal amount	Income amount	Cost	Accrued income	Realized G/L
<i>CMBS (continued)</i>						
	Capital One Multi Asset Execution Trust 2.8% 15 Mar 2027 @97.921875 % Received Accrued Interest of \$108.89, CUSIP 14041NFZ9					
<b>Total CMBS</b>		<b>\$68,545.31</b>	<b>\$0.00</b>	<b>-\$69,994.72</b>	<b>\$108.89</b>	<b>-\$1,449.41</b>
<b>Total Fixed Income</b>		<b>\$278,869.33</b>	<b>\$0.00</b>	<b>-\$284,227.33</b>	<b>\$2,573.05</b>	<b>-\$5,358.00</b>
<b>Total Sales</b>		<b>\$278,869.33</b>	<b>\$0.00</b>	<b>-\$284,227.33</b>	<b>\$2,573.05</b>	<b>-\$5,358.00</b>
<b>Cash Sweep Activity</b>						
<i>Cash and Equivalents</i>						
<i>Cash Equivalents</i>						
June 30, 2024	Sweep sales totaling	36,657.14		-36,657.14		0.00
June 30, 2024	-36,657.14 units of Fidelity Government Portfolio for CITY OF DORAL STORM WATER ACCOUNT - Capital (3 Transactions), CUSIP 316175108					
<b>Total Cash Equivalents</b>		<b>\$36,657.14</b>	<b>\$0.00</b>	<b>-\$36,657.14</b>	<b>\$0.00</b>	<b>\$0.00</b>
<b>Total Cash and Equivalents</b>		<b>\$36,657.14</b>	<b>\$0.00</b>	<b>-\$36,657.14</b>	<b>\$0.00</b>	<b>\$0.00</b>
<b>Total Cash Sweep Activity</b>		<b>\$36,657.14</b>	<b>\$0.00</b>	<b>-\$36,657.14</b>	<b>\$0.00</b>	<b>\$0.00</b>
<b>Total</b>	<b>CITY OF DORAL STORM WATER ACCOUNT</b>	<b>\$361,935.81</b>	<b>\$0.00</b>	<b>-\$367,828.64</b>	<b>\$2,573.05</b>	<b>-\$5,892.83</b>

**Contributions and Receipts**

Trade Date				
Settlement Date	Transaction Description		Principal amount	Income amount
	CITY OF DORAL STORM WATER ACCOUNT			
<b>Contributions/Receipts</b>				
<i>Transfers</i>				
June 30, 2024	Aggregate Cash Transfer due to Interest Transfer, Spot Currency USD			1,931.07
June 30, 2024				
<b>Total Transfers</b>			<b>\$0.00</b>	<b>\$1,931.07</b>
<b>Total Contributions/Receipts</b>			<b>\$0.00</b>	<b>\$1,931.07</b>
<b>Total</b>	CITY OF DORAL STORM WATER ACCOUNT		<b>\$0.00</b>	<b>\$1,931.07</b>

**Distributions and Disbursements**

Trade Date	Transaction Description	Principal amount	Income amount
Settlement Date			
	<b>CITY OF DORAL STORM WATER ACCOUNT</b>		
<b>Distributions/Disbursements</b>			
<i>Transfers</i>			
June 30, 2024	Aggregate Cash Transfer due to Interest Transfer, Spot Currency USD	-1,931.07	
June 30, 2024			
<b>Total Transfers</b>		<b>-\$1,931.07</b>	<b>\$0.00</b>
<b>Total Distributions/Disbursements</b>		<b>-\$1,931.07</b>	<b>\$0.00</b>
<b>Total</b>	<b>CITY OF DORAL STORM WATER ACCOUNT</b>	<b>-\$1,931.07</b>	<b>\$0.00</b>

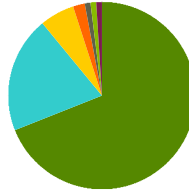
Fees and Expenses

No transactions this period.

## Income Received

### Summary

	Amount	Percent
US Government	19,759.38	69%
Consumer ABS	5,804.14	20%
US Credit	1,756.33	6%
CMBS	525.17	2%
Agency MBS	253.46	1%
Cash Equivalents	245.93	1%
CMO	211.80	1%
Commercial ABS	89.23	0%
<b>Total of your portfolio</b>	<b>\$28,645.44</b>	<b>100%</b>



### Details

#### Trade Date

Settlement Date	Transaction Description	Principal amount	Income amount
-----------------	-------------------------	------------------	---------------

██████████ CITY OF DORAL STORM WATER ACCOUNT

#### Income Received

##### Dividends

##### Cash and Equivalents

##### Cash Equivalents

June 3, 2024	Daily Rate Income on Fidelity Government Portfolio For Period of 05/01/24 to 05/31/24 Due on		245.93
June 3, 2024	06/03/24, CUSIP 316175108		

<b>Total Cash Equivalents</b>		<b>\$0.00</b>	<b>\$245.93</b>
-------------------------------	--	---------------	-----------------

<b>Total Cash and Equivalents</b>		<b>\$0.00</b>	<b>\$245.93</b>
-----------------------------------	--	---------------	-----------------

<b>Total Dividends</b>		<b>\$0.00</b>	<b>\$245.93</b>
------------------------	--	---------------	-----------------

##### Interest

##### Fixed Income

##### US Government

June 17, 2024	Interest Payment 0.04375 USD United States Treasury Note/Bond 4.375% 15 Dec 2026 For		10,828.13
June 17, 2024	495,000.00 Par Value Due on 06/17/24 With Ex Date 06/15/24, CUSIP 91282CJP7		

**Income Received (continued)**

<b>Trade Date</b>			<b>Principal amount</b>	<b>Income amount</b>
<b>Settlement Date</b>	<b>Transaction Description</b>			
<b>US Government (continued)</b>				
June 17, 2024	Interest Payment 0.04125 USD United States Treasury Note/Bond 4.125% 15 Jun 2026 For			4,331.25
June 17, 2024	210,000.00 Par Value Due on 06/17/24 With Ex Date 06/15/24, CUSIP 91282CHH7			
June 17, 2024	Interest Payment 0.04 USD United States Treasury Note/Bond 4% 15 Dec 2025 For 230,000.00 Par			4,600.00
June 17, 2024	Value Due on 06/17/24 With Ex Date 06/15/24, CUSIP 91282CGA3			
<b>Total US Government</b>			<b>\$0.00</b>	<b>\$19,759.38</b>
<b>Agency MBS</b>				
June 17, 2024	Interest Payment of 0.065 USD on 21,728.21 Current Face for Ginnie Mae I Pool GN 646043 6.5%			117.69
June 17, 2024	15 Oct 2037 Due On 06/17/24 With Ex Date 06/01/24, CUSIP 36292DWC2			
June 25, 2024	Interest Payment of 0.03 USD on 35,827.93 Current Face for Fannie Mae Pool FN FM4174 3% 01			89.57
June 25, 2024	Nov 2032 Due On 06/25/24 With Ex Date 06/01/24, CUSIP 3140X7T82			
June 25, 2024	Interest Payment of 0.03 USD on 18,479.24 Current Face for Fannie Mae Pool FN BM4614 3% 01			46.20
June 25, 2024	Mar 2033 Due On 06/25/24 With Ex Date 06/01/24, CUSIP 3140J9DU2			
<b>Total Agency MBS</b>			<b>\$0.00</b>	<b>\$253.46</b>
<b>CMO</b>				
June 17, 2024	Interest Payment of 0.04 USD on 7,722.41 Current Face for Freddie Mac REMICS FHR 3842 PH			25.74
June 17, 2024	4% 15 Apr 2041 Due On 06/17/24 With Ex Date 06/01/24, CUSIP 3137A9QP4			
June 20, 2024	Interest Payment of 0.03 USD on 18,908.41 Current Face for Government National Mortgage			47.27
June 20, 2024	Association GNR 2014-H19 HA 3% 20 Sep 2064 Due On 06/20/24 With Ex Date 06/01/24, CUSIP 38375UPV6			
June 20, 2024	Interest Payment of 0.0225 USD on 36,777.60 Current Face for Government National Mortgage			68.96
June 20, 2024	Association GNR 2020-H02 DA 2.25% 20 Dec 2069 Due On 06/20/24 With Ex Date 06/01/24, CUSIP 38380LV67			
June 20, 2024	Interest Payment of 0.025 USD on 33,517.36 Current Face for Government National Mortgage			69.83
June 20, 2024	Association GNR 2019-H12 JA 2.5% 20 Jul 2069 Due On 06/20/24 With Ex Date 06/01/24, CUSIP 38380LXE8			
<b>Total CMO</b>			<b>\$0.00</b>	<b>\$211.80</b>
<b>CMBS</b>				
June 17, 2024	Interest Payment of 0.002583 USD on 16,054.74 Current Face for GM Financial Consumer			41.47
June 17, 2024	Automobile Receivables Trust 2022-2 GMCAR 2022-2 A3 3.1% 16 Feb 2027 Due On 06/17/24 With Ex Date 06/16/24, CUSIP 362585AC5			
June 17, 2024	Interest Payment of 0.00105 USD on 11,731.01 Current Face for GM Financial Consumer			12.32
June 17, 2024	Automobile Receivables Trust 2022-1 GMCAR 2022-1 A3 1.26% 16 Nov 2026 Due On 06/17/24 With Ex Date 06/16/24, CUSIP 380146AC4			

**Income Received (continued)**

<b>Trade Date</b>			<b>Principal amount</b>	<b>Income amount</b>
<b>Settlement Date</b>	<b>Transaction Description</b>			
<b>CMBS (continued)</b>				
June 17, 2024	Interest Payment of 0.001075 USD on 12,472.06 Current Face for Ford Credit Auto Owner Trust			13.41
June 17, 2024	2022-A FORDO 2022-A A3 1.29% 15 Jun 2026 Due On 06/17/24 With Ex Date 06/15/24, CUSIP 345286AC2			
June 17, 2024	Interest Payment of 0.004242 USD on 50,000.00 Current Face for John Deere Owner Trust 2022-C			212.08
June 17, 2024	JDOT 2022-C A3 5.09% 15 Jun 2027 Due On 06/17/24 With Ex Date 06/15/24, CUSIP 47800BAC2			
June 17, 2024	Interest Payment of 0.000467 USD on 11,863.55 Current Face for CarMax Auto Owner Trust			5.54
June 17, 2024	2021-4 CARMX 2021-4 A3 0.56% 15 Sep 2026 Due On 06/17/24 With Ex Date 06/15/24, CUSIP 14317JAD9			
June 17, 2024	Interest Payment of 0.004358 USD on 33,330.85 Current Face for Daimler Trucks Retail Trust			145.27
June 17, 2024	2022-1 DTRT 2022-1 A3 5.23% 17 Feb 2026 Due On 06/17/24 With Ex Date 06/15/24, CUSIP 233869AC0			
June 25, 2024	Interest Payment of 0.001902 USD on 50,000.00 Current Face for Freddie Mac Multifamily			95.08
June 25, 2024	Structured Pass Through Certificates FHMS K736 A2 2.282% 25 Jul 2026 Due On 06/25/24 With Ex Date 06/01/24, CUSIP 3137FNWX4			
<b>Total CMBS</b>			<b>\$0.00</b>	<b>\$525.17</b>
<b>Consumer ABS</b>				
June 17, 2024	Interest Payment of 0.0043 USD on 100,000.00 Current Face for Chase Issuance Trust CHAIT			430.00
June 17, 2024	2023-A1 A 5.16% 15 Sep 2028 Due On 06/17/24 With Ex Date 06/15/24, CUSIP 161571HT4			
June 17, 2024	Interest Payment of 0.0356 USD on 55,000.00 Current Face for Discover Card Execution Note Trust			163.17
June 17, 2024	DCENT 2022-A3 A3 3.56% 15 Jul 2027 Due On 06/17/24 With Ex Date 06/15/24, CUSIP 254683CW3			
June 17, 2024	Interest Payment of 0.0332 USD on 60,000.00 Current Face for Discover Card Execution Note Trust			166.00
June 17, 2024	DCENT 2022-A2 A 3.32% 15 May 2027 Due On 06/17/24 With Ex Date 06/15/24, CUSIP 254683CS2			
June 17, 2024	Interest Payment of 0.004108 USD on 30,000.00 Current Face for Honda Auto Receivables 2023-2			123.25
June 17, 2024	Owner Trust HAROT 2023-2 A3 4.93% 15 Nov 2027 Due On 06/17/24 With Ex Date 06/15/24, CUSIP 437927AC0			
June 17, 2024	Interest Payment of 0.004958 USD on 30,000.00 Current Face for Mercedes-Benz Auto Receivables			148.75
June 17, 2024	Trust 2023-2 MBART 2023-2 A3 5.95% 15 Nov 2028 Due On 06/17/24 With Ex Date 06/15/24, CUSIP 58769FAC9			
June 17, 2024	Interest Payment of 0.003725 USD on 25,000.00 Current Face for GM Financial Consumer			93.13
June 17, 2024	Automobile Receivables Trust 2023-2 GMCAR 2023-2 A3 4.47% 16 Feb 2028 Due On 06/17/24 With Ex Date 06/16/24, CUSIP 362583AD8			

**Income Received (continued)**

<b>Trade Date</b>	<b>Settlement Date</b>	<b>Transaction Description</b>	<b>Principal amount</b>	<b>Income amount</b>
<i>Consumer ABS (continued)</i>				
June 17, 2024	June 17, 2024	Interest Payment of 0.00405 USD on 50,000.00 Current Face for World Omni Auto Receivables Trust 2024-A WOART 2024-A A3 4.86% 15 Mar 2029 Due On 06/17/24 With Ex Date 06/15/24, CUSIP 98164RAD8		202.50
June 17, 2024	June 17, 2024	Interest Payment of 0.004342 USD on 75,000.00 Current Face for Mercedes-Benz Auto Receivables Trust 2022-1 MBART 2022-1 A3 5.21% 16 Aug 2027 Due On 06/17/24 With Ex Date 06/15/24, CUSIP 58768PAC8		325.63
June 17, 2024	June 17, 2024	Interest Payment of 0.001933 USD on 20,750.62 Current Face for John Deere Owner Trust 2022 JDOT 2022-A A3 2.32% 15 Sep 2026 Due On 06/17/24 With Ex Date 06/15/24, CUSIP 47787JAC2		40.12
June 17, 2024	June 17, 2024	Interest Payment of 0.000283 USD on 10,364.11 Current Face for Carmax Auto Owner Trust 2021-1 CARMX 2021-1 A3 0.34% 15 Dec 2025 Due On 06/17/24 With Ex Date 06/15/24, CUSIP 14316NAC3		2.94
June 17, 2024	June 17, 2024	Interest Payment of 0.00245 USD on 22,139.54 Current Face for CNH Equipment Trust 2022-A CNH 2022-A A3 2.94% 15 Jul 2027 Due On 06/17/24 With Ex Date 06/15/24, CUSIP 12660DAC1		54.24
June 17, 2024	June 17, 2024	Interest Payment of 0.004133 USD on 15,000.00 Current Face for John Deere Owner Trust 2024 JDOT 2024-A A3 4.96% 15 Nov 2028 Due On 06/17/24 With Ex Date 06/15/24, CUSIP 47800RAD5		62.00
June 17, 2024	June 17, 2024	Interest Payment of 0.004942 USD on 20,000.00 Current Face for Nissan Auto Receivables 2023-B Owner Trust NAROT 2023-B A3 5.93% 15 Mar 2028 Due On 06/17/24 With Ex Date 06/15/24, CUSIP 65480MAD5		98.83
June 17, 2024	June 17, 2024	Interest Payment of 0.003875 USD on 25,000.00 Current Face for Ford Credit Auto Owner Trust 2023-A FORDO 2023-A A3 4.65% 15 Feb 2028 Due On 06/17/24 With Ex Date 06/15/24, CUSIP 344928AD8		96.88
June 17, 2024	June 17, 2024	Interest Payment of 0.004567 USD on 20,000.00 Current Face for Hyundai Auto Receivables Trust 2023-B HART 2023-B A3 5.48% 17 Apr 2028 Due On 06/17/24 With Ex Date 06/15/24, CUSIP 44933XAD9		91.33
June 17, 2024	June 17, 2024	Interest Payment of 0.004617 USD on 20,000.00 Current Face for Toyota Auto Receivables 2023-D Owner Trust TAOT 2023-D A3 5.54% 15 Aug 2028 Due On 06/17/24 With Ex Date 06/15/24, CUSIP 89239FAD4		92.33
June 17, 2024	June 17, 2024	Interest Payment of 0.004608 USD on 70,000.00 Current Face for Fifth Third Auto Trust 2023-1 FITAT 2023-1 A3 5.53% 15 Aug 2028 Due On 06/17/24 With Ex Date 06/15/24, CUSIP 31680EAD3		322.58
June 17, 2024	June 17, 2024	Interest Payment of 0.004783 USD on 70,000.00 Current Face for Bank of America Auto Trust 5.74% 15 Jun 2028 Due On 06/17/24 With Ex Date 06/15/24, CUSIP 06054YAC1		334.83

**Income Received (continued)**

<b>Trade Date</b>	<b>Transaction Description</b>	<b>Principal amount</b>	<b>Income amount</b>
<b>Settlement Date</b>			
<i>Consumer ABS (continued)</i>			
June 17, 2024	Interest Payment of 0.004025 USD on 20,000.00 Current Face for Toyota Auto Receivables 2024-A		80.50
June 17, 2024	Owner Trust TAOT 2024-A A3 4.83% 16 Oct 2028 Due On 06/17/24 With Ex Date 06/15/24, CUSIP 89238DADO		
June 17, 2024	Interest Payment of 0.004342 USD on 55,000.00 Current Face for Honda Auto Receivables 2024-1		238.79
June 17, 2024	Owner Trust HAROT 2024-1 A3 5.21% 15 Aug 2028 Due On 06/17/24 With Ex Date 06/15/24, CUSIP 437918AC9		
June 17, 2024	Interest Payment of 0.002642 USD on 22,114.27 Current Face for Capital One Prime Auto		58.42
June 17, 2024	Receivables Trust 2022-1 COPAR 2022-1 A3 3.17% 15 Apr 2027 Due On 06/17/24 With Ex Date 06/15/24, CUSIP 14043QAC6		
June 17, 2024	Interest Payment of 0.001567 USD on 30,424.36 Current Face for Honda Auto Receivables 2022-1		47.66
June 17, 2024	Owner Trust HAROT 2022-1 A3 1.88% 15 May 2026 Due On 06/17/24 With Ex Date 06/15/24, CUSIP 43815BAC4		
June 17, 2024	Interest Payment of 0.003925 USD on 35,000.00 Current Face for Toyota Auto Receivables 2023-B		137.38
June 17, 2024	Owner Trust TAOT 2023-B A3 4.71% 15 Feb 2028 Due On 06/17/24 With Ex Date 06/15/24, CUSIP 891941AD8		
June 17, 2024	Interest Payment of 0.002758 USD on 37,142.52 Current Face for Ally Auto Receivables Trust		102.45
June 17, 2024	2022-1 ALLYA 2022-1 A3 3.31% 15 Nov 2026 Due On 06/17/24 With Ex Date 06/15/24, CUSIP 02008JAC0		
June 17, 2024	Interest Payment of 0.004617 USD on 30,000.00 Current Face for Hyundai Auto Receivables Trust		138.50
June 17, 2024	2023-C HART 2023-C A3 5.54% 16 Oct 2028 Due On 06/17/24 With Ex Date 06/15/24, CUSIP 44918CAD4		
June 17, 2024	Interest Payment of 0.00455 USD on 100,000.00 Current Face for Ally Auto Receivables Trust		455.00
June 17, 2024	2023-1 ALLYA 2023-1 A3 5.46% 15 May 2028 Due On 06/17/24 With Ex Date 06/15/24, CUSIP 02007WAC2		
June 17, 2024	Interest Payment of 0.00465 USD on 80,000.00 Current Face for USAA Auto Owner Trust 2023-A		372.00
June 17, 2024	USAOT 2023-A A3 5.58% 15 May 2028 Due On 06/17/24 With Ex Date 06/15/24, CUSIP 90291VAC4		
June 17, 2024	Interest Payment of 0.002908 USD on 65,000.00 Current Face for Capital One Multi-Asset		189.04
June 17, 2024	Execution Trust COMET 2022-A2 A 3.49% 15 May 2027 Due On 06/17/24 With Ex Date 06/15/24, CUSIP 14041NGA3		
June 17, 2024	Interest Payment of 0.004042 USD on 10,000.00 Current Face for GM Financial Consumer		40.42
June 17, 2024	Automobile Receivables Trust 2024-1 GMCAR 2024-1 A3 4.85% 18 Dec 2028 Due On 06/17/24 With Ex Date 06/16/24, CUSIP 36268GAD7		

**Income Received (continued)**

<b>Trade Date</b>	<b>Settlement Date</b>	<b>Transaction Description</b>	<b>Principal amount</b>	<b>Income amount</b>
<i>Consumer ABS (continued)</i>				
June 17, 2024	June 17, 2024	Interest Payment of 0.00255 USD on 21,178.73 Current Face for Harley-Davidson Motorcycle Trust 2022-A HDMOT 2022-A A3 3.06% 15 Feb 2027 Due On 06/17/24 With Ex Date 06/15/24, CUSIP 41284YAD8		54.01
June 17, 2024	June 17, 2024	Interest Payment of 0.00445 USD on 70,000.00 Current Face for Carmax Auto Owner Trust 2022-4 CARMX 2022-4 A3 5.34% 16 Aug 2027 Due On 06/17/24 With Ex Date 06/15/24, CUSIP 14318UAD3		311.50
June 17, 2024	June 17, 2024	Interest Payment of 0.00185 USD on 34,260.43 Current Face for Hyundai Auto Receivables Trust 2022-A HART 2022-A A3 2.22% 15 Oct 2026 Due On 06/17/24 With Ex Date 06/15/24, CUSIP 448977AD0		63.38
June 17, 2024	June 17, 2024	Interest Payment of 0.003133 USD on 20,000.00 Current Face for Toyota Auto Receivables 2022-C Owner Trust TAOT 2022-C A3 3.76% 15 Apr 2027 Due On 06/17/24 With Ex Date 06/15/24, CUSIP 89231CAD9		62.67
June 17, 2024	June 17, 2024	Interest Payment of 0.00305 USD on 25,000.00 Current Face for Capital One Prime Auto Receivables Trust 2022-2 COPAR 2022-2 A3 3.66% 17 May 2027 Due On 06/17/24 With Ex Date 06/15/24, CUSIP 14043GAD6		76.25
June 17, 2024	June 17, 2024	Interest Payment of 0.004608 USD on 35,000.00 Current Face for Bank of America Auto Trust 2023-1 BAAT 2023-1A A3 5.53% 15 Feb 2028 Due On 06/17/24 With Ex Date 06/15/24, CUSIP 06428AAC2		161.29
June 17, 2024	June 17, 2024	Interest Payment of 0.000458 USD on 21,260.32 Current Face for CarMax Auto Owner Trust 2021-3 CARMX 2021-3 A3 0.55% 15 Jun 2026 Due On 06/17/24 With Ex Date 06/15/24, CUSIP 14317DAC4		9.74
June 17, 2024	June 17, 2024	Interest Payment of 0.002908 USD on 25,552.54 Current Face for CarMax Auto Owner Trust 2022-2 CARMX 2022-2 A3 3.49% 16 Feb 2027 Due On 06/17/24 With Ex Date 06/15/24, CUSIP 14317HAC5		74.32
June 18, 2024	June 18, 2024	Interest Payment of 0.000342 USD on 11,580.06 Current Face for Honda Auto Receivables 2021-3 Owner Trust HAROT 2021-3 A3 0.41% 18 Nov 2025 Due On 06/18/24 With Ex Date 06/18/24, CUSIP 43815EAC8		3.96
June 21, 2024	June 21, 2024	Interest Payment of 0.000733 USD on 11,160.23 Current Face for Honda Auto Receivables 2021-4 Owner Trust HAROT 2021-4 A3 0.88% 21 Jan 2026 Due On 06/21/24 With Ex Date 06/21/24, CUSIP 43815GAC3		8.18
June 21, 2024	June 21, 2024	Interest Payment of 0.004725 USD on 15,000.00 Current Face for Honda Auto Receivables 2023-4 Owner Trust HAROT 2023-4 A3 5.67% 21 Jun 2028 Due On 06/21/24 With Ex Date 06/21/24, CUSIP 438123AC5		70.88

**Income Received (continued)**

Trade Date Settlement Date	Transaction Description	Principal amount	Income amount
<i>Consumer ABS (continued)</i>			
June 25, 2024	Interest Payment of 0.002675 USD on 16,980.43 Current Face for BMW Vehicle Owner Trust		45.42
June 25, 2024	2022-A BMWOT 2022-A A3 3.21% 25 Aug 2026 Due On 06/25/24 With Ex Date 06/25/24, CUSIP 05602RAD3		
June 25, 2024	Interest Payment of 0.004558 USD on 15,000.00 Current Face for BMW Vehicle Owner Trust		68.37
June 25, 2024	2023-A BMWOT 2023-A A3 5.47% 25 Feb 2028 Due On 06/25/24 With Ex Date 06/25/24, CUSIP 05592XAD2		
June 25, 2024	Interest Payment of 0.004275 USD on 20,000.00 Current Face for Chase Auto Owner Trust 2024-1		85.50
June 25, 2024	CHAOT 2024-1A A3 5.13% 25 May 2029 Due On 06/25/24 With Ex Date 06/25/24, CUSIP 16144BAC2		
<b>Total Consumer ABS</b>		<b>\$0.00</b>	<b>\$5,804.14</b>
<i>Commercial ABS</i>			
June 17, 2024	Interest Payment of 0.003975 USD on 20,000.00 Current Face for CNH Equipment Trust 4.77% 15		79.50
June 17, 2024	Jun 2029 Due On 06/17/24 With Ex Date 06/15/24, CUSIP 18978FAC0		
June 17, 2024	Interest Payment of 0.000675 USD on 14,409.52 Current Face for CNH Equipment Trust 2021-C		9.73
June 17, 2024	CNH 2021-C A3 0.81% 15 Dec 2026 Due On 06/17/24 With Ex Date 06/15/24, CUSIP 12598LAC0		
<b>Total Commercial ABS</b>		<b>\$0.00</b>	<b>\$89.23</b>
<i>US Credit</i>			
June 5, 2024	Interest Payment 0.047 USD Linde Inc 4.7% 05 Dec 2025 For 65,000.00 Par Value Due on		1,527.50
June 5, 2024	06/05/24 With Ex Date 06/05/24, CUSIP 53522KAB9		
June 6, 2024	Interest Payment 0.034 USD John Deere Capital Corp 3.4% 06 Jun 2025 For 10,000.00 Par Value		170.00
June 6, 2024	Due on 06/06/24 With Ex Date 06/06/24, CUSIP 24422EWF2		
June 17, 2024	Interest Payment of 0.002942 USD on 20,000.00 Current Face for BA Credit Card Trust BACCT		58.83
June 17, 2024	2022-A1 A1 3.53% 15 Nov 2027 Due On 06/17/24 With Ex Date 06/15/24, CUSIP 05522RDE5		
<b>Total US Credit</b>		<b>\$0.00</b>	<b>\$1,756.33</b>
<b>Total Fixed Income</b>		<b>\$0.00</b>	<b>\$28,399.51</b>
<b>Total Interest</b>		<b>\$0.00</b>	<b>\$28,399.51</b>
<b>Total Income Received</b>		<b>\$0.00</b>	<b>\$28,645.44</b>
<b>Total</b>	<b>CITY OF DORAL STORM WATER ACCOUNT</b>	<b>\$0.00</b>	<b>\$28,645.44</b>

Other Income and Capital Gain Distributions

No transactions this period.

Security Transactions

No transactions this period.

**Income Accrual on June 30, 2024**

	Number of shares	Ex date Pay date	Annual rate	Beginning Accrual	Income Earned	Income Received	Ending Accrual
<b>Cash and Equivalents</b>							
<i>Cash Equivalents</i>							
Fidelity Government Portfolio (CUSIP:316175108)	82,211.00		5.29%	245.93	292.40	245.93	292.40
<b>Total Cash Equivalents</b>				<b>\$245.93</b>	<b>\$292.40</b>	<b>\$245.93</b>	<b>\$292.40</b>
<i>Accrued Income</i>							
Ending Accrual (Firm Defined Security ID:TOTALACCR)	0.00			0.00	0.00	0.00	0.00
<b>Total Accrued Income</b>				<b>\$0.00</b>	<b>\$0.00</b>	<b>\$0.00</b>	<b>\$0.00</b>
<b>Total Cash and Equivalents</b>				<b>\$245.93</b>	<b>\$292.40</b>	<b>\$245.93</b>	<b>\$292.40</b>
<b>Fixed Income</b>							
<i>US Government</i>							
United States Treasury Note/Bond 3.125% 15 Aug 2025 (CUSIP:91282CFE6)	215,000.00		3.19%	2,296.53	589.80	357.57	2,528.76
United States Treasury Note/Bond 3% 15 Jul 2025 (CUSIP:91282CEY3)	0.00			2,047.25	59.34	2,106.59	0.00
United States Treasury Note/Bond 3.625% 15 May 2026 (CUSIP:91282CHB0)	395,000.00		3.70%	661.46	1,167.30	0.00	1,828.76
United States Treasury Note/Bond 3.75% 15 Apr 2026 (CUSIP:91282CGV7)	415,000.00		3.82%	1,998.46	1,275.62	0.00	3,274.08
United States Treasury Note/Bond 3.875% 15 Jan 2026 (CUSIP:91282CGE5)	280,000.00		3.93%	4,113.46	894.23	0.00	5,007.69
United States Treasury Note/Bond 4.125% 15 Feb 2027 (CUSIP:91282CKA8)	275,000.00		4.17%	3,334.56	934.93	0.00	4,269.49
United States Treasury Note/Bond 4.125% 15 Jun 2026 (CUSIP:91282CHH7)	210,000.00	06/15/24 06/17/24	4.17%	3,999.90	710.04	4,331.25	378.69

Income Accrual on June 30, 2024 (continued)

	Number of shares	Ex date Pay date	Annual rate	Beginning Accrual	Income Earned	Income Received	Ending Accrual
<i>US Government (continued)</i>							
United States Treasury Note/Bond 4% 15 Dec 2025 (CUSIP:91282CGA3)	230,000.00	06/15/24 06/17/24	4.05%	4,248.09	754.09	4,600.00	402.18
United States Treasury Note/Bond 4% 15 Feb 2026 (CUSIP:91282CGL9)	335,000.00		4.05%	3,939.01	1,104.40	0.00	5,043.41
United States Treasury Note/Bond 4% 15 Jan 2027 (CUSIP:91282CJT9)	275,000.00		4.06%	4,170.33	906.59	0.00	5,076.92
United States Treasury Note/Bond 4.25% 15 Mar 2027 (CUSIP:91282CKE0)	170,000.00		4.28%	1,531.39	588.99	0.00	2,120.38
United States Treasury Note/Bond 4.25% 15 Oct 2025 (CUSIP:91282CFP1)	145,000.00		4.29%	791.36	505.12	0.00	1,296.48
United States Treasury Note/Bond 4.375% 15 Aug 2026 (CUSIP:91282CHU8)	350,000.00		4.40%	4,501.20	1,262.02	0.00	5,763.22
United States Treasury Note/Bond 4.375% 15 Dec 2026 (CUSIP:91282CJP7)	495,000.00	06/15/24 06/17/24	4.40%	9,999.74	1,775.11	10,828.13	946.72
United States Treasury Note/Bond 4.5% 15 Apr 2027 (CUSIP:91282CKJ9)	280,000.00		4.51%	1,618.03	1,032.79	0.00	2,650.82
United States Treasury Note/Bond 4.5% 15 Jul 2026 (CUSIP:91282CHM6)	375,000.00		4.52%	6,397.67	1,390.79	0.00	7,788.46
United States Treasury Note/Bond 4.5% 15 May 2027 (CUSIP:91282CKR1)	250,000.00		4.51%	0.00	794.84	-641.98	1,436.82
United States Treasury Note/Bond 4.5% 15 Nov 2025 (CUSIP:91282CFW6)	300,000.00		4.53%	623.64	1,100.54	0.00	1,724.18
United States Treasury Note/Bond 4.625% 15 Nov 2026 (CUSIP:91282CJK8)	325,000.00		4.63%	694.38	1,225.37	0.00	1,919.75
United States Treasury Note/Bond 4.625% 15 Oct 2026 (CUSIP:91282CJC6)	100,000.00		4.63%	593.92	379.10	0.00	973.02
<b>Total US Government</b>				<b>\$57,560.38</b>	<b>\$18,451.01</b>	<b>\$21,581.56</b>	<b>\$54,429.83</b>

**Income Accrual on June 30, 2024 (continued)**

	Number of shares	Ex date Pay date	Annual rate	Beginning Accrual	Income Earned	Income Received	Ending Accrual
<b>Agency MBS</b>							
Fannie Mae Pool FN BM4614 3% 01 Mar 2033 (CUSIP:3140J9DU2)	18,140.50	06/01/24 06/25/24	3.17%	46.20	45.35	46.20	45.35
Fannie Mae Pool FN FM4174 3% 01 Nov 2032 (CUSIP:3140X7T82)	34,514.92	06/01/24 06/25/24	3.11%	89.57	86.29	89.57	86.29
Ginnie Mae I Pool GN 646043 6.5% 15 Oct 2037 (CUSIP:36292DWC2)	21,646.37	06/01/24 06/17/24	6.30%	117.69	117.25	117.69	117.25
<b>Total Agency MBS</b>				<b>\$253.46</b>	<b>\$248.89</b>	<b>\$253.46</b>	<b>\$248.89</b>
<b>CMO</b>							
Freddie Mac REMICS FHR 3842 PH 4% 15 Apr 2041 (CUSIP:3137A9QP4)	7,611.37	06/01/24 06/17/24	4.14%	25.74	25.37	25.74	25.37
Government National Mortgage Association GNR 2014-H19 HA 3% 20 Sep 2064 (CUSIP:38375UPV6)	12,398.86	06/01/24 06/20/24	3.07%	47.27	31.00	47.27	31.00
Government National Mortgage Association GNR 2019-H12 JA 2.5% 20 Jul 2069 (CUSIP:38380LXE8)	29,345.18	06/01/24 06/20/24	2.57%	69.83	61.14	69.83	61.14
Government National Mortgage Association GNR 2020-H02 DA 2.25% 20 Dec 2069 (CUSIP:38380LV67)	35,403.36	06/01/24 06/20/24	2.33%	68.96	66.38	68.96	66.38
<b>Total CMO</b>				<b>\$211.80</b>	<b>\$183.89</b>	<b>\$211.80</b>	<b>\$183.89</b>
<b>CMBS</b>							
Capital One Multi Asset Execution Trust 2.8% 15 Mar 2027 (CUSIP:14041NFZ9)	0.00			87.11	21.78	108.89	0.00
CarMax Auto Owner Trust 2021-4 CARMX 2021-4 A3 0.56% 15 Sep 2026 (CUSIP:14317JAD9)	10,879.59	06/15/24 06/17/24	0.58%	2.95	5.30	5.54	2.71
Daimler Trucks Retail Trust 2022-1 DTRT 2022-1 A3 5.23% 17 Feb 2026 (CUSIP:233869AC0)	30,430.31	06/15/24 06/17/24	5.24%	77.48	138.52	145.27	70.73

**Income Accrual on June 30, 2024 (continued)**

	Number of shares	Ex date Pay date	Annual rate	Beginning Accrual	Income Earned	Income Received	Ending Accrual
<b>CMBS (continued)</b>							
Ford Credit Auto Owner Trust 2022-A FORDO 2022-A A3 1.29% 15 Jun 2026 (CUSIP:345286AC2)	11,284.74	06/15/24 06/17/24	1.32%	7.15	12.73	13.41	6.47
Freddie Mac Multifamily Structured Pass Through Certificates FHMS K736 A2 2.282% 25 Jul 2026 (CUSIP:3137FNWX4)	50,000.00	06/01/24 06/25/24	2.40%	95.08	95.08	95.08	95.08
GM Financial Consumer Automobile Receivables Trust 2022-1 GMCAR 2022-1 A3 1.26% 16 Nov 2026 (CUSIP:380146AC4)	10,716.29	06/16/24 06/17/24	1.29%	6.16	11.79	12.32	5.63
GM Financial Consumer Automobile Receivables Trust 2022-2 GMCAR 2022-2 A3 3.1% 16 Feb 2027 (CUSIP:362585AC5)	14,997.41	06/16/24 06/17/24	3.15%	20.74	40.10	41.47	19.37
John Deere Owner Trust 2022-C JDOT 2022-C A3 5.09% 15 Jun 2027 (CUSIP:47800BAC2)	50,000.00	06/15/24 06/17/24	5.11%	113.11	212.08	212.08	113.11
John Deere Owner Trust 2024-B JDOT 2024-B A3 5.2% 15 Mar 2029 (CUSIP:47786WAD2)	35,000.00		5.18%	0.00	65.72	0.00	65.72
<b>Total CMBS</b>				<b>\$409.78</b>	<b>\$603.10</b>	<b>\$634.06</b>	<b>\$378.82</b>
<b>Consumer ABS</b>							
Ally Auto Receivables Trust 2022-1 ALLYA 2022-1 A3 3.31% 15 Nov 2026 (CUSIP:02008JACO)	34,201.45	06/15/24 06/17/24	3.35%	54.64	98.12	102.45	50.31
Ally Auto Receivables Trust 2023-1 ALLYA 2023-1 A3 5.46% 15 May 2028 (CUSIP:02007WAC2)	100,000.00	06/15/24 06/17/24	5.45%	242.67	455.00	455.00	242.67
Bank of America Auto Trust 2023-1 BAAT 2023-1A A3 5.53% 15 Feb 2028 (CUSIP:06428AAC2)	35,000.00	06/15/24 06/17/24	5.52%	86.02	161.29	161.29	86.02

**Income Accrual on June 30, 2024 (continued)**

	Number of shares	Ex date Pay date	Annual rate	Beginning Accrual	Income Earned	Income Received	Ending Accrual
<i>Consumer ABS (continued)</i>							
Bank of America Auto Trust 5.74% 15 Jun 2028 (CUSIP:06054YAC1)	70,000.00	06/15/24 06/17/24	5.70%	178.58	334.83	334.83	178.58
BMW Vehicle Owner Trust 2022-A BMWOT 2022-A A3 3.21% 25 Aug 2026 (CUSIP:05602RAD3)	15,555.44	06/25/24 06/25/24	3.25%	9.08	44.66	45.42	8.32
BMW Vehicle Owner Trust 2023-A BMWOT 2023-A A3 5.47% 25 Feb 2028 (CUSIP:05592XAD2)	15,000.00	06/25/24 06/25/24	5.45%	13.68	68.37	68.37	13.68
Capital One Multi-Asset Execution Trust COMET 2022-A2 A 3.49% 15 May 2027 (CUSIP:14041NGA3)	65,000.00	06/15/24 06/17/24	3.55%	100.82	189.04	189.04	100.82
Capital One Prime Auto Receivables Trust 2022-1 COPAR 2022-1 A3 3.17% 15 Apr 2027 (CUSIP:14043QAC6)	20,763.95	06/15/24 06/17/24	3.23%	31.16	56.51	58.42	29.25
Capital One Prime Auto Receivables Trust 2022-2 COPAR 2022-2 A3 3.66% 17 May 2027 (CUSIP:14043GAD6)	25,000.00	06/15/24 06/17/24	3.72%	40.67	76.25	76.25	40.67
CarMax Auto Owner Trust 2021-1 CARMX 2021-1 A3 0.34% 15 Dec 2025 (CUSIP:14316NAC3)	7,327.53	06/15/24 06/17/24	0.34%	1.57	2.48	2.94	1.11
CarMax Auto Owner Trust 2021-3 CARMX 2021-3 A3 0.55% 15 Jun 2026 (CUSIP:14317DAC4)	19,136.72	06/15/24 06/17/24	0.56%	5.20	9.22	9.74	4.68
CarMax Auto Owner Trust 2022-2 CARMX 2022-2 A3 3.49% 16 Feb 2027 (CUSIP:14317HAC5)	23,841.44	06/15/24 06/17/24	3.54%	39.63	71.67	74.32	36.98
CarMax Auto Owner Trust 2022-4 CARMX 2022-4 A3 5.34% 16 Aug 2027 (CUSIP:14318UAD3)	70,000.00	06/15/24 06/17/24	5.35%	166.13	311.50	311.50	166.13
Chase Auto Owner Trust 2024-1 CHAOT 2024-1A A3 5.13% 25 May 2029 (CUSIP:16144BAC2)	20,000.00	06/25/24 06/25/24	5.13%	17.10	85.50	85.50	17.10

**Income Accrual on June 30, 2024 (continued)**

	Number of shares	Ex date Pay date	Annual rate	Beginning Accrual	Income Earned	Income Received	Ending Accrual
<i>Consumer ABS (continued)</i>							
Chase Issuance Trust CHAIT 2023-A1 A 5.16% 15 Sep 2028 (CUSIP:161571HT4)	100,000.00	06/15/24 06/17/24	5.15%	229.33	430.00	430.00	229.33
CNH Equipment Trust 2022-A CNH 2022-A A3 2.94% 15 Jul 2027 (CUSIP:12660DAC1)	21,738.19	06/15/24 06/17/24	3.00%	28.93	53.71	54.24	28.40
Discover Card Execution Note Trust DCENT 2022-A2 A 3.32% 15 May 2027 (CUSIP:254683CS2)	60,000.00	06/15/24 06/17/24	3.38%	88.53	166.00	166.00	88.53
Discover Card Execution Note Trust DCENT 2022-A3 A3 3.56% 15 Jul 2027 (CUSIP:254683CW3)	55,000.00	06/15/24 06/17/24	3.63%	87.02	163.17	163.17	87.02
Fifth Third Auto Trust 2023-1 FITAT 2023-1 A3 5.53% 15 Aug 2028 (CUSIP:31680EAD3)	70,000.00	06/15/24 06/17/24	5.52%	172.04	322.58	322.58	172.04
Ford Credit Auto Owner Trust 2023-A FORDO 2023-A A3 4.65% 15 Feb 2028 (CUSIP:344928AD8)	25,000.00	06/15/24 06/17/24	4.69%	51.67	96.88	96.88	51.67
GM Financial Consumer Automobile Receivables Trust 2023-2 GMCAR 2023-2 A3 4.47% 16 Feb 2028 (CUSIP:362583AD8)	25,000.00	06/16/24 06/17/24	4.52%	46.56	93.13	93.13	46.56
GM Financial Consumer Automobile Receivables Trust 2024-1 GMCAR 2024-1 A3 4.85% 18 Dec 2028 (CUSIP:36268GAD7)	10,000.00	06/16/24 06/17/24	4.88%	20.21	40.42	40.42	20.21
Harley-Davidson Motorcycle Trust 2022-A HDMOT 2022-A A3 3.06% 15 Feb 2027 (CUSIP:41284YAD8)	19,379.45	06/15/24 06/17/24	3.10%	28.80	51.57	54.01	26.36
Honda Auto Receivables 2021-3 Owner Trust HAROT 2021-3 A3 0.41% 18 Nov 2025 (CUSIP:43815EAC8)	9,905.80	06/18/24 06/18/24	0.42%	1.71	3.72	3.96	1.47

**Income Accrual on June 30, 2024 (continued)**

	Number of shares	Ex date Pay date	Annual rate	Beginning Accrual	Income Earned	Income Received	Ending Accrual
<i>Consumer ABS (continued)</i>							
Honda Auto Receivables 2021-4 Owner Trust HAROT 2021-4 A3 0.88% 21 Jan 2026 (CUSIP:43815GAC3)	9,989.38	06/21/24 06/21/24	0.90%	2.73	7.89	8.18	2.44
Honda Auto Receivables 2022-1 Owner Trust HAROT 2022-1 A3 1.88% 15 May 2026 (CUSIP:43815BAC4)	27,863.69	06/15/24 06/17/24	0.00%	0.00	47.66	47.66	0.00
Honda Auto Receivables 2023-2 Owner Trust HAROT 2023-2 A3 4.93% 15 Nov 2027 (CUSIP:437927AC0)	30,000.00	06/15/24 06/17/24	4.96%	65.73	123.25	123.25	65.73
Honda Auto Receivables 2023-4 Owner Trust HAROT 2023-4 A3 5.67% 21 Jun 2028 (CUSIP:438123AC5)	15,000.00	06/21/24 06/21/24	5.62%	23.63	70.88	70.88	23.63
Honda Auto Receivables 2024-1 Owner Trust HAROT 2024-1 A3 5.21% 15 Aug 2028 (CUSIP:437918AC9)	55,000.00	06/15/24 06/17/24	5.21%	127.36	238.79	238.79	127.36
Hyundai Auto Receivables Trust 2022-A HART 2022-A A3 2.22% 15 Oct 2026 (CUSIP:448977AD0)	31,427.16	06/15/24 06/17/24	2.26%	33.80	60.59	63.38	31.01
Hyundai Auto Receivables Trust 2023-B HART 2023-B A3 5.48% 17 Apr 2028 (CUSIP:44933XAD9)	20,000.00	06/15/24 06/17/24	5.46%	48.71	91.33	91.33	48.71
Hyundai Auto Receivables Trust 2023-C HART 2023-C A3 5.54% 16 Oct 2028 (CUSIP:44918CAD4)	30,000.00	06/15/24 06/17/24	5.51%	73.87	138.50	138.50	73.87
John Deere Owner Trust 2022 JDOT 2022-A A3 2.32% 15 Sep 2026 (CUSIP:47787JAC2)	19,434.46	06/15/24 06/17/24	2.37%	21.40	38.76	40.12	20.04
John Deere Owner Trust 2024 JDOT 2024-A A3 4.96% 15 Nov 2028 (CUSIP:47800RAD5)	15,000.00	06/15/24 06/17/24	4.98%	33.07	62.00	62.00	33.07
Mercedes-Benz Auto Receivables Trust 2022-1 MBART 2022-1 A3 5.21% 16 Aug 2027 (CUSIP:58768PAC8)	75,000.00	06/15/24 06/17/24	5.22%	173.67	325.63	325.63	173.67

**Income Accrual on June 30, 2024 (continued)**

	Number of shares	Ex date Pay date	Annual rate	Beginning Accrual	Income Earned	Income Received	Ending Accrual
<b>Consumer ABS (continued)</b>							
Mercedes-Benz Auto Receivables Trust 2023-2 MBART 2023-2 A3 5.95% 15 Nov 2028 (CUSIP:58769FAC9)	30,000.00	06/15/24 06/17/24	5.87%	79.33	148.75	148.75	79.33
Nissan Auto Receivables 2023-B Owner Trust NAROT 2023-B A3 5.93% 15 Mar 2028 (CUSIP:65480MAD5)	20,000.00	06/15/24 06/17/24	5.88%	52.71	98.83	98.83	52.71
Toyota Auto Receivables 2022-C Owner Trust TAOT 2022-C A3 3.76% 15 Apr 2027 (CUSIP:89231CAD9)	20,000.00	06/15/24 06/17/24	3.81%	33.42	62.67	62.67	33.42
Toyota Auto Receivables 2023-B Owner Trust TAOT 2023-B A3 4.71% 15 Feb 2028 (CUSIP:891941AD8)	35,000.00	06/15/24 06/17/24	4.76%	73.27	137.38	137.38	73.27
Toyota Auto Receivables 2023-D Owner Trust TAOT 2023-D A3 5.54% 15 Aug 2028 (CUSIP:89239FAD4)	20,000.00	06/15/24 06/17/24	5.85%	52.36	92.33	92.33	52.36
Toyota Auto Receivables 2024-A Owner Trust TAOT 2024-A A3 4.83% 16 Oct 2028 (CUSIP:89238DAD0)	20,000.00	06/15/24 06/17/24	4.86%	42.93	80.50	80.50	42.93
USAA Auto Owner Trust 2023-A USAOT 2023-A A3 5.58% 15 May 2028 (CUSIP:90291VAC4)	80,000.00	06/15/24 06/17/24	5.57%	198.40	372.00	372.00	198.40
World Omni Auto Receivables Trust 2024-A WOART 2024-A A3 4.86% 15 Mar 2029 (CUSIP:98164RAD8)	50,000.00	06/15/24 06/17/24	4.88%	108.00	202.50	202.50	108.00
<b>Total Consumer ABS</b>				<b>\$2,986.14</b>	<b>\$5,785.86</b>	<b>\$5,804.14</b>	<b>\$2,967.86</b>
<b>Commercial ABS</b>							
CNH Equipment Trust 2021-C CNH 2021-C A3 0.81% 15 Dec 2026 (CUSIP:12598LACO)	13,388.15	06/15/24 06/17/24	0.83%	5.19	9.36	9.73	4.82
CNH Equipment Trust 4.77% 15 Jun 2029 (CUSIP:18978FACO)	20,000.00	06/15/24 06/17/24	4.80%	42.40	79.50	79.50	42.40
<b>Total Commercial ABS</b>				<b>\$47.59</b>	<b>\$88.86</b>	<b>\$89.23</b>	<b>\$47.22</b>

**Income Accrual on June 30, 2024 (continued)**

	Number of shares	Ex date Pay date	Annual rate	Beginning Accrual	Income Earned	Income Received	Ending Accrual
<i>US Credit</i>							
3M Co 2% 14 Feb 2025 (CUSIP:88579YBH3)	60,000.00		2.04%	356.67	100.00	0.00	456.67
Adobe Inc 4.85% 04 Apr 2027 (CUSIP:00724PAE9)	25,000.00		4.85%	191.98	101.04	0.00	293.02
American Honda Finance 4.9% 12 Mar 2027 (CUSIP:02665WFD8)	35,000.00		4.92%	371.58	142.92	0.00	514.50
American Honda Finance Corp 5.25% 07 Jul 2026 (CUSIP:02665WEK3)	30,000.00		5.24%	630.00	131.25	0.00	761.25
AstraZeneca Finance LLC 4.8 26 Feb 2027 (CUSIP:04636NAK9)	30,000.00		4.83%	380.00	120.00	0.00	500.00
BA Credit Card Trust BACCT 2022-A1 A1 3.53% 15 Nov 2027 (CUSIP:05522RDE5)	20,000.00	06/15/24 06/17/24	3.59%	31.38	58.83	58.83	31.38
Bank of America Corp Variable .981% 25 Sep 2025 (CUSIP:06051GJG5)	135,000.00		0.99%	242.80	110.36	0.00	353.16
Bank Of Montreal 5.92% 25 Sep 2025 (CUSIP:06368LWT9)	50,000.00		5.89%	542.67	246.66	0.00	789.33
BMW US Capital LLC 4.9% 02 Apr 2027 (CUSIP:05565ECH6)	70,000.00		4.92%	562.14	285.83	0.00	847.97
BP Cap Markets America 5.017% 17 Nov 2027 (CUSIP:10373QBY5)	55,000.00		5.02%	107.31	229.94	0.00	337.25
Brighthouse Fin Gbl Fund 5.55% 09 Apr 2027 (CUSIP:10921U2J6)	40,000.00		5.57%	308.33	185.00	0.00	493.33
Bristol-Myers Squibb Co 4.9% 22 Feb 2027 (CUSIP:110122EE4)	0.00			202.13	-202.13	0.00	0.00
Bristol-Myers Squibb Co 4.9% 22 Feb 2027 (CUSIP:110122EE4)	15,000.00		4.91%	0.00	263.37	0.00	263.37
Canadian Imperial Bank of Commerce 5.237% 28 Jun 2027 (CUSIP:13607L8C0)	25,000.00		5.25%	0.00	10.91	0.00	10.91

**Income Accrual on June 30, 2024 (continued)**

	Number of shares	Ex date Pay date	Annual rate	Beginning Accrual	Income Earned	Income Received	Ending Accrual
<i>US Credit (continued)</i>							
Canadian Imperial Bank of Commerce 5.926% 02 Oct 2026 (CUSIP:13607LWT6)	35,000.00		5.85%	339.92	172.84	0.00	512.76
Caterpillar Financial Services Corp 4.8% 06 Jan 2026 (CUSIP:14913R3B1)	65,000.00		4.82%	1,256.67	260.00	0.00	1,516.67
Cintas Corp No 2 3.45% 01 May 2025 (CUSIP:17252MAP5)	20,000.00		3.51%	57.50	57.50	0.00	115.00
Cisco Systems Inc 4.8% 26 Feb 2027 (CUSIP:17275RBQ4)	45,000.00		4.81%	570.00	180.00	0.00	750.00
Eli Lilly & Co 4.5% 09 Feb 2027 (CUSIP:532457CJ5)	45,000.00		4.54%	630.00	168.75	0.00	798.75
Goldman Sachs Bank USA/New York NY Variable 5.414% 21 May 2027 (CUSIP:38151LAG5)	55,000.00		5.42%	82.71	248.15	0.00	330.86
Home Depot Inc 4.95% 30 Sep 2026 (CUSIP:437076CV2)	15,000.00		4.96%	125.81	61.88	0.00	187.69
Hormel Foods Corp 4.8% 30 Mar 2027 (CUSIP:440452AK6)	20,000.00		4.82%	221.33	80.00	0.00	301.33
John Deere Capital Corp 3.4% 06 Jun 2025 (CUSIP:24422EWF2)	10,000.00	06/06/24 06/06/24	3.46%	165.28	28.33	170.00	23.61
John Deere Capital Corp 4.85% 05 Mar 2027 (CUSIP:24422EXM6)	55,000.00		4.87%	622.42	222.29	0.00	844.71
JPMorgan Chase & Co Variable 4.08% 26 Apr 2026 (CUSIP:46647PCZ7)	140,000.00		4.13%	555.33	476.00	0.00	1,031.33
Linde Inc 4.7% 05 Dec 2025 (CUSIP:53522KAB9)	65,000.00	06/05/24 06/05/24	4.73%	1,493.56	254.58	1,527.50	220.64
Microsoft Corp 3.125% 03 Nov 2025 (CUSIP:594918BJ2)	45,000.00		3.20%	109.38	117.18	0.00	226.56
Morgan Stanley 4% 23 Jul 2025 (CUSIP:6174468C6)	40,000.00		4.06%	568.89	133.33	0.00	702.22
Morgan Stanley Variable 5.652% 13 Apr 2028 (CUSIP:61747YFP5)	10,000.00		5.60%	65.94	47.10	0.00	113.04

**Income Accrual on June 30, 2024 (continued)**

	Number of shares	Ex date Pay date	Annual rate	Beginning Accrual	Income Earned	Income Received	Ending Accrual
<i>US Credit (continued)</i>							
National Rural Util Coop 4.8% 05 Feb 2027 (CUSIP:63743HFM9)	70,000.00		4.83%	1,082.67	280.00	0.00	1,362.67
New York Life Global Fdg 5.45% 18 Sep 2026 (CUSIP:64953BBF4)	75,000.00		5.42%	828.85	340.63	0.00	1,169.48
Northwestern Mutual GLBL 5.07% 25 Mar 2027 (CUSIP:66815L2R9)	25,000.00		5.06%	232.38	105.62	0.00	338.00
PACCAR Financial Corp 5% 13 May 2027 (CUSIP:69371RT22)	25,000.00		4.99%	62.50	104.17	0.00	166.67
Pacific Life Global Fdg li Med 144a Nt 5.5 28 Aug 2026 (CUSIP:6944PL2W8)	15,000.00		5.48%	213.12	68.76	0.00	281.88
PepsiCo Inc 5.125% 10 Nov 2026 (CUSIP:713448FW3)	20,000.00		5.10%	59.79	85.42	0.00	145.21
PNC Financial Services 5.671% 28 Oct 2025 (CUSIP:693475BH7)	20,000.00		5.68%	103.97	94.52	0.00	198.49
Principal Life Global Funding II 5% 16 Jan 2027 (CUSIP:74256LEX3)	35,000.00		5.02%	656.25	145.83	0.00	802.08
State Street Corp Variable 1.746% 06 Feb 2026 (CUSIP:857477BR3)	20,000.00		1.79%	111.55	29.10	0.00	140.65
State Street Corp Variable 5.104% 18 May 2026 (CUSIP:857477CB7)	85,000.00		5.13%	156.66	361.54	0.00	518.20
State Street Corp Variable 5.751% 04 Nov 2026 (CUSIP:857477BX0)	15,000.00		5.73%	64.70	71.89	0.00	136.59
Texas Instruments Inc 4.6% 08 Feb 2027 (CUSIP:882508CE2)	45,000.00		4.63%	649.75	172.50	0.00	822.25
Toronto-Dominion Bank/The 4.98% 05 Apr 2027 (CUSIP:89115A2W1)	70,000.00		5.01%	542.27	290.50	0.00	832.77
Toyota Motor Credit Corp 5% 14 Aug 2026 (CUSIP:89236TKX2)	35,000.00		5.01%	520.14	145.83	0.00	665.97
Truist Financial Corp 2.5% 01 Aug 2024 (CUSIP:05531FBH5)	65,000.00		2.51%	541.67	135.41	0.00	677.08
Unitedhealth Group Inc 4.6% 15 Apr 2027 (CUSIP:91324PEY4)	70,000.00		4.64%	626.11	268.33	0.00	894.44

## Income Accrual on June 30, 2024 (continued)

	Number of shares	Ex date Pay date	Annual rate	Beginning Accrual	Income Earned	Income Received	Ending Accrual
<i>US Credit (continued)</i>							
Westpac Banking Corp 5.512% 17 Nov 2025 (CUSIP:961214FL2)	60,000.00		5.49%	128.61	275.60	0.00	404.21
<b>Total US Credit</b>				<b>\$17,372.72</b>	<b>\$7,267.56</b>	<b>\$1,756.33</b>	<b>\$22,883.95</b>
<b>Total Fixed Income</b>				<b>\$78,841.87</b>	<b>\$32,629.17</b>	<b>\$30,330.58</b>	<b>\$81,140.46</b>
<b>Total Accrual</b>				<b>\$79,087.80</b>	<b>\$32,921.57</b>	<b>\$30,576.51</b>	<b>\$81,432.86</b>

## Information

**IMPORTANT INFORMATION FOR ALL REGIONS BANK CUSTOMERS:**

WE ENCOURAGE YOU TO CONTACT YOUR TRUST ADVISOR OR RELATIONSHIP MANAGER IF YOUR FINANCIAL OBJECTIVES CHANGE OR IF YOU WANT TO DISCUSS THE INVESTMENT OBJECTIVES OF YOUR ACCOUNT. TRUST SERVICES ARE PROVIDED THROUGH REGIONS PRIVATE WEALTH MANAGEMENT OR INSTITUTIONAL SERVICES, A BUSINESS UNIT WITHIN REGIONS BANK. INVESTMENTS IN SECURITIES, INSURANCE AND ANNUITY PRODUCTS: ARE NOT FDIC INSURED, ARE NOT A DEPOSIT, ARE NOT BANK GUARANTEED, ARE NOT INSURED BY ANY FEDERAL GOVERNMENT AGENCY, MAY GO DOWN IN VALUE, AND ARE NOT A CONDITION OF ANY BANKING ACTIVITY.

**INVESTMENT PRODUCTS AND FEES/REVENUE-SHARING DISCLOSURES**

REGIONS PRIVATE WEALTH MANAGEMENT OR INSTITUTIONAL SERVICES MAY INVEST IN INVESTMENT PRODUCTS NOT AFFILIATED WITH REGIONS BANK OR ITS AFFILIATES. REGIONS BANK MAY RECEIVE 12B-1 FEES AND/OR ANNUAL REVENUE SHARING FEES FROM THE USE OF THESE INVESTMENT PRODUCTS IN ITS CUSTOMERS' ACCOUNTS. THE 12B-1 FEES RECEIVED BY REGIONS BANK VARY BY INVESTMENT PRODUCT AND IN NO CIRCUMSTANCES EXCEED .75% OF THE AVERAGE DAILY NET ASSETS INVESTED IN ANY PRODUCT; IN MOST CIRCUMSTANCES THE FEE IS .25% OR LESS. ANNUAL REVENUE SHARING FEES OF UP TO .15% OF THE MARKET VALUE OF THE ASSETS INVESTED IN CERTAIN MONEY MARKET MUTUAL FUNDS ARE PAID DIRECTLY TO REGIONS BANK FROM THE INVESTMENT PROVIDER. IN THE EVENT AN ACCOUNT HAS BEEN TERMINATED AND FORMALLY CLOSED, AN ADMINISTRATIVE FEE OF UP TO \$50 FOR PROCESSING EACH CLASS ACTION SETTLEMENT PAYMENT OR ANY OTHER CASH RECEIPT WILL BE CHARGED.

**MARKET VALUES AND ESTIMATED INCOME FIGURES ARE NOT GUARANTEED BUT DO COME FROM RELIABLE SOURCES.**

FOR SECURITIES TRADED ON A MAJOR EXCHANGE, MARKET VALUES ARE PRICED AS OF THE STATEMENT DATE AS PROVIDED BY VARIOUS PRICING SERVICES. THE METHOD AND FREQUENCY OF PRICING ASSETS NOT TRADED ON MAJOR EXCHANGES VARIES DEPENDING ON THE TYPE OF ASSETS; THEREFORE, THE PRICE SHOWN ON YOUR STATEMENT MAY NOT BE A CURRENT VALUE AS OF THE STATEMENT DATE. WE CANNOT GUARANTEE THEIR ACCURACY OR THAT THE ASSETS CAN BE BOUGHT OR SOLD FOR THESE PRICES. FOR MORE DETAILED INFORMATION REGARDING FEES, PLEASE CONSULT THE FUND PROSPECTUS OR CONTACT YOUR TRUST ADVISOR OR RELATIONSHIP MANAGER.

**IMPORTANT INFORMATION FOR RETIREMENT SERVICES ACCOUNTS:**

REGIONS MAY RECEIVE 12B-1, SHAREHOLDER SERVICE FEES AND/OR SUB-TRANSFER AGENT FEES FROM THE FUNDS OF UP TO .75% OF THE MARKET VALUE OF PLAN ASSETS INVESTED IN THE FUND PAYING SUCH FEES. REGIONS MAY RECEIVE A FINDER'S FEE IN AN AMOUNT UP TO 1.00% OF THE VALUE OF NEW PURCHASES IN A FUND WHERE THE PLAN'S INVESTMENT IN THE FUND EXCEEDS A SPECIFIC DOLLAR AMOUNT DETERMINED BY THE FUND FAMILY. REGIONS MAY RECEIVE AN ANNUAL REVENUE SHARING FEE FROM THE FUND DISTRIBUTOR OF UP TO .15% OF THE MARKET VALUE OF PLAN ASSETS INVESTED IN THE FUND. PERCENTAGES DESCRIBE FEES THAT ARE CALCULATED AS AN ANNUAL PERCENTAGE OF THE ASSETS INVESTED BY REGIONS CLIENTS IN THE PARTICULAR FUND OR FUND FAMILY. 12B-1, SUB-TRANSFER AGENT AND SHAREHOLDER SERVICE FEES ARE PAID OUT OF THE ASSETS OF THE MUTUAL FUNDS; REVENUE SHARING AND FINDERS FEES ARE NOT CHARGED AGAINST MUTUAL FUND ASSETS.

**REGIONS TRUST CASH SWEEP (RTCS) DISCLOSURE**

UNLESS YOU HAVE INSTRUCTED US TO USE A THIRD-PARTY SHORT TERM INVESTMENT VEHICLE TO HOLD CASH IN THE ACCOUNT, WE USE ONE OF THE REGIONS TRUST CASH SWEEP FUNDS ("RTCS") TO ENSURE THAT ALL CASH IN THE ACCOUNT IS INVESTED DAILY. AS INVESTMENTS IN THE ACCOUNT GENERATE CASH, THIS CASH IS AUTOMATICALLY SWEEPED INTO RTCS EACH DAY WHERE THE CASH EARNS INTEREST RATHER THAN SITTING IDLE BEFORE BEING DISTRIBUTED OR REINVESTED. EACH RTCS FUND PAYS INTEREST IN ACCORDANCE WITH THE DISCLOSURE PROVIDED

Information (continued)

TO YOU AT THE TIME THE FUND WAS SELECTED. THE INVESTMENT OBJECTIVE OF RTCS IS TO PRODUCE CURRENT INCOME WITH LIQUIDITY AND STABLE PRINCIPAL. RTCS IS AN FDIC-INSURED DEPOSIT IN REGIONS BANK. BALANCES IN EXCESS OF THE STANDARD MAXIMUM INSURED AMOUNT (GENERALLY \$250,000) MAY OR MAY NOT BE COLLATERALIZED BY MARKETABLE SECURITIES SEGREGATED BY REGIONS BANK FOR PURPOSES OF SECURING THESE DEPOSITS, DEPENDING UPON THE PARTICULAR RTCS FUND SELECTED. THERE ARE NO SEPARATE MANAGEMENT FEES ASSOCIATED WITH RTCS. THE ACCOUNT FEES BASED ON THE TOTAL MARKET VALUE OF THE ACCOUNT WILL INCLUDE THE RTCS ASSETS IN THE CALCULATION. AS BANKING PRODUCTS CHANGE, REGIONS BANK MAY CHANGE THE TYPE OF DEPOSIT OR ACCOUNT WE USE FOR THE RTCS. WE WILL NOTIFY YOU IF ANY CHANGE IS A MATERIAL CHANGE.

**IMPORTANT INFORMATION FOR RESPONSIBLE PLAN FIDUCIARIES, RETIREMENT PLAN SPONSORS, IRA OWNERS AND INVESTMENT MANAGERS**

IF YOU ARE A RESPONSIBLE PLAN FIDUCIARY, A RETIREMENT PLAN SPONSOR, AN IRA OWNER, OR AN INVESTMENT MANAGER, AND YOU HAVE ALREADY AUTHORIZED THE USE OF REGIONS BANK AS A DEPOSITORY FOR UNINVESTED CASH, THEN IT IS NOT NECESSARY TO TAKE ADDITIONAL ACTION TO APPROVE THE USE OF THE RTCS TO HOLD CASH IN THE RETIREMENT PLAN OR IRA TRUST. HOWEVER, IF YOU DO NOT APPROVE OF THE USE OF THE RTCS, YOU MUST CONTACT YOUR RELATIONSHIP MANAGER OR TRUST ADVISOR TO DESIGNATE ANOTHER SHORT TERM INVESTMENT VEHICLE TO HOLD CASH IN THE ACCOUNT.

**COST BASIS REPORTING REQUIREMENTS BEGINNING JANUARY 1, 2011, FOR AGENCY AND CUSTODY ACCOUNTS**

THE EMERGENCY ECONOMIC STABILIZATION ACT OF 2008 MANDATED TAX REPORTING CHANGES THAT REQUIRE FINANCIAL INSTITUTIONS TO REPORT THE ADJUSTED COST BASIS OF CERTAIN SOLD SECURITIES, INCLUDING WHETHER THE GAIN OR LOSS IS SHORT OR LONG-TERM, TO THE IRS AND TO CUSTOMERS ON FORM 1099-B.

**COVERED VS. NON-COVERED SECURITIES**

THE CHANGES ARE BEING ROLLED OUT IN PHASES AS INDICATED BELOW. COVERED SECURITIES ARE THOSE ACQUIRED ON OR AFTER THE DATES SPECIFIED IN THE LEGISLATION. COST BASIS FOR THESE SECURITIES MUST BE REPORTED BY FINANCIAL INSTITUTIONS. SECURITIES ACQUIRED BEFORE THESE DATES ARE NON-COVERED AND FINANCIAL INSTITUTIONS ARE NOT REQUIRED TO REPORT THE COST BASIS. TAXPAYERS ARE RESPONSIBLE FOR ACCURATELY REPORTING COST BASIS ON COVERED AND NON-COVERED SECURITIES TO THE IRS ON THEIR TAX RETURNS.

EQUITIES.....ACQUIRED ON OR AFTER JAN. 1, 2011  
 MUTUAL FUNDS, DIVIDEND REINVESTMENT PLANS (DRIPS) AND MOST ETFS.....ACQUIRED ON OR AFTER JAN. 1, 2012  
 SIMPLE DEBT INSTRUMENTS AND OPTIONS.....ACQUIRED ON OR AFTER JAN. 1, 2014  
 DEBT INSTRUMENTS WITH COMPLEX FEATURES.....ACQUIRED ON OR AFTER JAN. 1, 2016

**TAX LOT SELECTION METHOD**

THE IRS REQUIRES THE USE OF A DEFAULT COST BASIS METHOD FOR CALCULATING GAINS AND LOSSES UNLESS A CLIENT OR ADVISOR ACTING ON THE CLIENT'S BEHALF CHOOSES ANOTHER METHOD. FOR EQUITIES, THE IRS DEFAULT SELECTION METHOD IS FIRST IN, FIRST OUT (FIFO). HOWEVER, PRIOR TO OCTOBER 1, 2017, REGIONS' DEFAULT SELECTION METHOD WAS LONG TERM, HIGH COST UNLESS THE CLIENT REQUESTED A DIFFERENT DEFAULT METHOD. EFFECTIVE OCTOBER 1, 2017, REGIONS' DEFAULT SELECTION METHOD IS MINIMIZE GAIN UNLESS THE CLIENT DIRECTS OTHERWISE. IF A CLIENT DESIRES A DIFFERENT DEFAULT SELECTION METHOD THAN MINIMIZE GAIN, THE CLIENT SHOULD CONTACT

**Information (continued)**

THEIR TRUST ADVISOR. CLIENTS CAN CHANGE THE DEFAULT SELECTION METHOD OR OVERRIDE IT FOR A SPECIFIC TRADE. AN ALTERNATE DEFAULT SELECTION METHOD MUST BE SPECIFIED EITHER AT THE TIME OF THE TRADE OR THROUGH A STANDING ORDER; HOWEVER, ONCE THE TRADE SETTLES, THE METHOD USED WILL BE FINAL AND CANNOT BE CHANGED.

**FORM 1099-B**

FINANCIAL INSTITUTIONS ARE REQUIRED TO INCLUDE COST BASIS, ACQUISITION DATE, WASH SALE DISALLOWED LOSS, AND HOLDING PERIOD INFORMATION FOR COVERED SECURITIES ON FORM 1099-B.

**TRADE REQUESTS**

REGIONS WEALTH MANAGEMENT PERFORMS TRADE REQUESTS AS AN ACCOMMODATION ONLY. REGIONS WEALTH MANAGEMENT ALLOWS THE USE OF ELECTRONIC COMMUNICATION (I.E., FAX OR EMAIL OR VOICEMAIL) BY ANY CUSTOMER TO REQUEST, AUTHORIZE OR EFFECT THE PURCHASE OR SALE OF SECURITIES. WE DO NOT GUARANTEE THAT ANY SUCH REQUEST WILL BE TIMELY PROCESSED. REGIONS WEALTH MANAGEMENT SHALL NOT BE RESPONSIBLE FOR CARRYING OUT SUCH ORAL OR WRITTEN (INCLUDING ELECTRONIC) INSTRUCTIONS UNTIL WE HAVE ACKNOWLEDGED RECEIPT OF SUCH INSTRUCTIONS.

**ANNUAL NOTICE OF FEDERAL WITHHOLDING TAX ON PERIODIC PAYMENTS**

IT IS NOT NECESSARY TO CONTACT REGIONS IF YOU DO NOT WISH TO MAKE A CHANGE IN THE AMOUNT CURRENTLY BEING WITHHELD. IF FEDERAL INCOME TAXES HAVE BEEN WITHHELD FROM THE PENSION PAYMENTS YOU ARE RECEIVING AND IF YOU DO NOT WISH TO HAVE TAXES WITHHELD, YOU SHOULD COMPLETE AN IRS FORM W-4P AND SUBMIT IT TO YOUR ACCOUNT RELATIONSHIP MANAGER. HOWEVER, IF YOU ELECT NOT TO HAVE WITHHOLDING APPLY TO YOUR PENSION PAYMENTS, OR IF YOU DO NOT HAVE ENOUGH FEDERAL INCOME TAX WITHHELD FROM YOUR PENSION PAYMENTS, YOU MAY BE RESPONSIBLE FOR PAYMENT OF ESTIMATED TAX. YOU MAY INCUR PENALTIES UNDER THE ESTIMATED TAX RULES IF YOUR WITHHOLDING AND ESTIMATED TAX PAYMENTS ARE NOT SUFFICIENT. IF FEDERAL INCOME TAXES ARE NOT BEING WITHHELD FROM YOUR PENSION PAYMENTS BECAUSE YOU HAVE ELECTED NOT TO HAVE WITHHOLDING APPLY AND IF YOU WISH TO REVOKE THAT ELECTION AND HAVE FEDERAL INCOME TAXES WITHHELD FROM YOUR PENSION PAYMENTS, YOU SHOULD COMPLETE AN IRS FORM W-4P AND SUBMIT TO YOUR RELATIONSHIP MANAGER. THESE FORMS MAY BE OBTAINED FROM THE INTERNAL REVENUE SERVICE WEBSITE, IRS.GOV (SELECT THE MORE FORMS AND PUBLICATIONS TAB AND FOLLOW THE INSTRUCTIONS TO FORM W-4P), OR BY CALLING THE IRS AT 1-800-829-1040. YOU MAY ALSO CONTACT YOUR ACCOUNT RELATIONSHIP MANAGER AND THEY WILL MAIL YOU THE FORM. IF YOU WISH TO CHANGE PREVIOUS ELECTION, PLEASE COMPLETE AND MAIL TO YOUR ACCOUNT RELATIONSHIP MANAGER. YOU SHOULD INDICATE ON FORM W-4P YOUR NAME, SOCIAL SECURITY NUMBER AND THE COMPANY FROM WHICH YOU ARE RETIRED, AS WELL AS YOUR WITHHOLDING ELECTION.

**NOTICE OF LIMITATIONS PERIOD FOR BREACH OF TRUST ACTIONS**

THIS NOTICE, AS WELL AS ANY EARLIER OR OTHER COMMUNICATION CONTAINING SUCH INFORMATION, SERVES TO ALERT PERSONS OR ENTITIES WITH AN INTEREST IN THIS ACCOUNT THAT (i) IN MANY STATES, INCLUDING THOSE LISTED BELOW, STATUTES OF LIMITATIONS PROVIDE THAT A BENEFICIARY OF A TRUST MAY NOT COMMENCE A PROCEEDING AGAINST A TRUSTEE FOR BREACH OF TRUST MORE THAN A CERTAIN PERIOD AFTER THE DATE THAT THE BENEFICIARY OR REPRESENTATIVE OF THE BENEFICIARY WAS SENT A REPORT\* DISCLOSING ADEQUATE INFORMATION TO ALERT THE BENEFICIARY OR REPRESENTATIVE OF THE EXISTENCE OF A POTENTIAL CLAIM FOR BREACH OF TRUST; (ii) THIS STATEMENT IS A REPORT WITHIN THE MEANING OF SUCH STATUTES AS TO ALL INFORMATION CONTAINED HEREIN, INCLUDING, WITHOUT LIMITATION, THE COMPENSATION RECEIVED BY REGIONS BANK AND ITS AFFILIATES, INVESTMENTS MADE, HELD OR DISPOSED OF AND DISBURSEMENTS AND DISTRIBUTIONS MADE ON BEHALF OF THIS ACCOUNT; AND (iii) ANY PERSON OBJECTING TO ANY MATTER DISCLOSED IN THIS STATEMENT MAY BE

**Information (continued)**

REQUIRED BY SUCH STATUTES TO COMMENCE A PROCEEDING AGAINST REGIONS BANK WITHIN THE TIME ALLOWED BY LAW IN ORDER TO PRESERVE HIS, HER OR ITS RIGHTS TO BRING LEGAL ACTION RELATING TO SUCH OBJECTION. AN ACTION FOR BREACH OF TRUST BASED ON MATTERS DISCLOSED IN A TRUST ACCOUNTING OR OTHER WRITTEN REPORT OF THE TRUSTEE MAY BE SUBJECT TO A SPECIFIC STATUTE OF LIMITATIONS FROM THE SENDING OR RECEIPT OF THE TRUST ACCOUNTING OR OTHER WRITTEN REPORT, BASED ON THE PARTICULARS OF THE STATE STATUTE. ALSO, IN CERTAIN STATES (MARKED BELOW WITH [\*]), THE EFFECT OF TRIGGERING THE STATUTE OF LIMITATIONS MAY POSSIBLY APPLY ONLY TO A STATEMENT OR REPORT THAT IS FINAL OR AT THE TERMINATION OF THE TRUST OR BENEFICIARY RELATIONSHIP. IN A STATE MARKED BELOW WITH [\*\*], THE STATUTE OF LIMITATIONS MAY VARY, ACCORDING TO THE DATE THE TRUSTEESHIP WAS ACCEPTED OR THE DATE THE TRUST BECAME IRREVOCABLE. PLEASE NOTE THAT THE TIME ALLOWED FOR COMMENCING A PROCEEDING CONSISTS OF THE FOLLOWING PERIOD UNDER APPLICABLE STATE LAW: 6 MONTHS (FL); 1 YEAR (AR, MS, MO, SC, TN, IA, KY); 2 YEARS (AL, IL\*\*, GA, LA); 3 YEARS (IL\*\*, IN\*); 4 YEARS (TX); 5 YEARS (NC\*). ADDITIONALLY, ACCOUNTS FOR WHICH REGIONS SERVES AS AGENT FOR AN INDIVIDUAL OR ENTITY AS PRINCIPAL, WHETHER THE PRINCIPAL SERVES IN AN INDIVIDUAL OR FIDUCIARY CAPACITY, LIKEWISE ARE SUBJECT TO APPLICABLE STATUTES OF LIMITATION. THIS STATEMENT, AS WELL AS ANY EARLIER OR OTHER COMMUNICATION CONTAINING SUCH INFORMATION, IS NOTICE AS TO ALL INFORMATION CONTAINED HEREIN, AND THE PRINCIPAL MAY BE REQUIRED BY SUCH STATUTES TO COMMENCE A PROCEEDING AGAINST REGIONS BANK WITHIN THE TIME ALLOWED BY LAW IN ORDER TO PRESERVE HIS, HER OR ITS RIGHTS TO BRING LEGAL ACTION RELATING TO ANY MATTER DISCLOSED IN THIS STATEMENT. THIS NOTICE IS FOR INFORMATIONAL PURPOSES ONLY AND IS NOT LEGAL ADVICE; PLEASE CONSULT YOUR ATTORNEY REGARDING ANY QUESTIONS ABOUT WHICH STATE LAW IS APPLICABLE AND ITS EFFECT.

**S&P FIXED INCOME ASSET RATINGS:**

REGARDING ANY PRESENTATION OF ASSET RATING INFORMATION PROVIDED BY STANDARD & POORS WITHIN THIS DOCUMENT, ALL INFORMATION IS COPYRIGHT © 2022, S&P GLOBAL MARKET INTELLIGENCE (AND ITS AFFILIATES AS APPLICABLE). REPRODUCTION OF ANY INFORMATION, OPINIONS, VIEWS, DATA OR MATERIAL, INCLUDING RATINGS (“CONTENT”) IN ANY FORM IS PROHIBITED EXCEPT WITH THE PRIOR WRITTEN PERMISSION OF THE RELEVANT PARTY. SUCH PARTY, ITS AFFILIATES AND SUPPLIERS (“CONTENT PROVIDERS”) DO NOT GUARANTEE THE ACCURACY, ADEQUACY, COMPLETENESS, TIMELINESS OR AVAILABILITY OF ANY CONTENT AND ARE NOT RESPONSIBLE FOR ANY ERRORS OR OMISSIONS (NEGLIGENT OR OTHERWISE), REGARDLESS OF THE CAUSE, OR FOR THE RESULTS OBTAINED FROM THE USE OF SUCH CONTENT. IN NO EVENT SHALL CONTENT PROVIDERS BE LIABLE FOR ANY DAMAGES, COSTS, EXPENSES, LEGAL FEES, OR LOSSES (INCLUDING LOST INCOME OR LOST PROFIT AND OPPORTUNITY COSTS) IN CONNECTION WITH ANY USE OF THE CONTENT. A REFERENCE TO A PARTICULAR INVESTMENT OR SECURITY, A RATING OR ANY OBSERVATION CONCERNING AN INVESTMENT THAT IS PART OF THE CONTENT IS NOT A RECOMMENDATION TO BUY, SELL OR HOLD SUCH INVESTMENT OR SECURITY, DOES NOT ADDRESS THE SUITABILITY OF AN INVESTMENT OR SECURITY AND SHOULD NOT BE RELIED ON AS INVESTMENT ADVICE. CREDIT RATINGS ARE STATEMENTS OF OPINIONS AND ARE NOT STATEMENTS OF FACT.

**PERFORMANCE:**

PERFORMANCE INFORMATION IS PROVIDED FOR THE SOLE USE OF THE INDIVIDUAL(S) IT IS PRESENTED TO. PERFORMANCE RESULTS CONTAINED IN THIS STATEMENT REFLECTS TRADING IN YOUR ACCOUNT(S) AND IS FOR INFORMATIONAL PURPOSES ONLY. RETURNS ARE CALCULATED USING A THIRD-PARTY VENDOR, SEI. PERFORMANCE INFORMATION MAY NOT REFLECT PERFORMANCE OF ALL ASSETS REFLECTED ON THIS STATEMENT AS SOME ASSETS MAY NOT BE SUBJECT TO OUR DISCRETIONARY AUTHORITY REGARDING INVESTMENT DECISIONS AND MAY BE EXCLUDED FROM THE INVESTMENT PERFORMANCE CALCULATIONS. FACTORS IMPACTING THE RETURNS INCLUDE INDIVIDUAL CLIENT RISK TOLERANCE,

**Information (continued)**

RESTRICTIONS A CLIENT MAY PLACE ON THE ACCOUNT, INVESTMENT OBJECTIVES, CHOICE OF BROKER/DEALER OR CUSTODIANS, AS WELL AS OTHER FACTORS. YOUR ACCOUNT(S) PERFORMANCE MAY DIFFER FROM THAT OF OTHER CLIENTS DUE TO, AMONG OTHER THINGS, COMMISSION, TIMING OF ORDER ENTRY, OR THE MANNER IN WHICH THE TRADES WERE EXECUTED. THE INFORMATION PRESENTED HAS BEEN OBTAINED FROM SOURCES BELIEVED TO BE ACCURATE AND RELIABLE. REGIONS CANNOT GUARANTEE THE ACCURACY OR COMPLETENESS OF SUCH INFORMATION AND ASSUMES NO LIABILITY FOR DAMAGES RESULTING FROM OR ARISING OUT OF THE USE OF SUCH INFORMATION. FOR PRIVATE WEALTH AND INSTITUTIONAL SERVICES ACCOUNTS PERFORMANCE IS PRESENTED AS NET OF FEES PERFORMANCE, THEREBY FEES (AND TRADING COMMISSIONS) ARE REFLECTED IN THE DATA. THE FEE SCHEDULE IS DESCRIBED IN YOUR INVESTMENT MANAGEMENT CONTRACT.

PAST PERFORMANCE IS NOT INDICATIVE OF FUTURE RETURNS. CURRENT PERFORMANCE MAY BE LOWER OR HIGHER THAN THE PERFORMANCE DATA PRESENTED. THE INVESTMENT RETURN AND PRINCIPAL VALUE OF AN INVESTMENT WILL FLUCTUATE SO THAT, WHEN REDEEMED, IT MAY BE WORTH MORE OR LESS THAN THE ORIGINAL VALUE. IT SHOULD NOT BE ASSUMED THAT RECOMMENDATIONS MADE IN THE FUTURE WILL BE PROFITABLE OR WILL EQUAL THE PERFORMANCE OF THE SECURITIES PRESENTED HEREIN. SECURITIES ARE NOT FDIC INSURANCE, HAVE NO BANK GUARANTEE, AND MAY LOSE VALUE.

**TRADE ERROR CORRECTION:**

FROM TIME TO TIME ERRORS MAY OCCUR IN THE EXECUTION OF TRADES FOR YOUR ACCOUNT. WHEN RESPONSIBLE FOR SUCH AN ERROR, REGIONS WILL NOTIFY YOU AND WILL CORRECT ANY ERROR AS SOON AS ADMINISTRATIVELY FEASIBLE BY ADDRESSING ANY LOSSES AND PUTTING YOUR ACCOUNT INTO THE SAME POSITION AS IF THE ERROR HAD NOT OCCURRED. WHERE ADMINISTRATIVELY FEASIBLE, ANY GAINS RESULTING FROM THE ERROR MAY BE RETAINED IN YOUR ACCOUNT. TRADING ERRORS WILL NOT OTHERWISE BE REFLECTED IN YOUR STATEMENT IF CORRECTED WITHIN 30 DAYS OR WITHIN THE SAME MONTHLY STATEMENT CYCLE.

Information (continued)

This page intentionally left blank.

# Account Statement

June 1, 2024 - June 30, 2024

**DORALCITYTRANSP**



## Your Relationship Team

Relationship Consultant: JANET H RICARDO 904 565 7973 janet.ricardo@regions.com

## Accounts Included In This Statement

██████████ DORALCITYTRANSP

**ELIZA RASSI**  
8401 NW 53RD TERRACE  
DORAL, FL 33166  
United States

This page intentionally left blank.

# Table of Contents

<b>Schedules</b>	<b>Page</b>
Balance Sheet.....	5
Overview of Your Account.....	6
Portfolio Analysis.....	7
Portfolio Holdings.....	8
Purchases.....	23
Realized Gains and Losses.....	25
Contributions and Receipts.....	39
Distributions and Disbursements.....	40
Fees and Expenses.....	41
Income Received.....	42
Other Income and Capital Gain Distributions.....	50
Security Transactions.....	51
Income Accrual.....	53
Information.....	65

This page intentionally left blank.

Balance Sheet on June 30, 2024

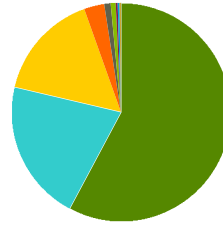
	As of May 31, 2024		As of June 30, 2024		% of Account
	Market Value	Cost Basis	Market Value	Cost Basis	
<b>Cash and Equivalents</b>					
Cash Equivalents	48,116.67	48,116.67	95,328.34	95,328.34	0.78%
Accrued Income	102,921.44	102,921.44	105,857.84	105,857.84	0.87%
<b>Total Cash and Equivalents</b>	<b>\$151,038.11</b>	<b>\$151,038.11</b>	<b>\$201,186.18</b>	<b>\$201,186.18</b>	<b>1.65%</b>
<b>Fixed Income</b>					
US Government	6,954,343.75	7,024,256.46	7,032,564.05	7,078,924.83	57.81%
Agency MBS	25,270.04	27,531.69	24,616.72	26,698.48	0.20%
CMO	44,672.79	46,114.38	38,306.46	39,573.21	0.31%
CMBS	429,162.07	430,409.12	370,775.42	369,385.04	3.05%
Consumer ABS	1,948,619.12	1,959,907.66	1,926,456.79	1,934,423.81	15.83%
Commercial ABS	33,140.83	33,638.80	32,649.48	33,026.05	0.27%
US Credit	2,511,514.68	2,526,807.89	2,539,857.22	2,706,640.49	20.88%
<b>Total Fixed Income</b>	<b>\$11,946,723.28</b>	<b>\$12,048,666.00</b>	<b>\$11,965,226.14</b>	<b>\$12,188,671.91</b>	<b>98.35%</b>
	<b>\$12,097,761.39</b>	<b>\$12,199,704.11</b>	<b>\$12,166,412.32</b>	<b>\$12,389,858.09</b>	<b>100.00%</b>

Overview of Your Account - **DORALCITYTRANSP**

## Investment Objective Directed Retention of Assets

## Asset allocation on June 30, 2024

	Market value (\$)	Percent
■ US Government	7,032,564.05	58%
■ US Credit	2,539,857.22	21%
■ Consumer ABS	1,926,456.79	16%
■ CMBS	370,775.42	3%
■ Accrued Income	105,857.84	1%
■ Cash Equivalents	95,328.34	1%
■ CMO	38,306.46	0%
■ Commercial ABS	32,649.48	0%
■ Other	24,616.72	0%
<b>Total of your account</b>	<b>\$12,166,412.32</b>	<b>100%</b>



Only the top 8 holding sectors are represented.

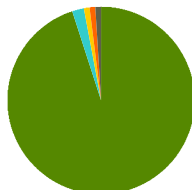
## Activity Summary

	This Period	Year to Date
Beginning Market Value	12,097,761.39	11,694,794.56
Contributions/Receipts	2,184.88	18,035.46
Distributions/Disbursements	-2,184.88	-18,035.46
Fees/Expenses	0.00	0.00
Dividends	219.80	2,573.57
Interest	37,020.09	309,791.39
Other Income/Capital Gain Distributions	0.00	0.00
Security Transactions	0.00	0.00
Realized Gain/Loss	-6,360.06	-108,266.33
Net Interest Bought & Sold	2,184.88	13,972.42
Change in Accrual	2,936.40	20,716.73
Cost Adjustments	-679.73	-6,235.71
Net Change in Unrealized Gain/Loss	33,329.55	239,065.69
<b>Market Value on Jun 30, 2024</b>	<b>\$12,166,412.32</b>	<b>\$12,166,412.32</b>

Portfolio Analysis - **DORALCITYTRANSP**

**Geographic Concentration**

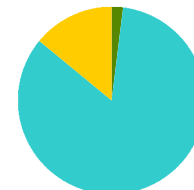
	Market Value (\$)	Percent
■ US	11,695,915.80	95%
■ Canada	220,327.15	2%
■ Europe Ex UK	89,667.90	1%
■ Japan	85,148.97	1%
■ Asia Ex Japan	75,352.50	1%
<b>Total of Your Portfolio</b>	<b>\$12,166,412.32</b>	<b>100%</b>



The data in the quadrant above represents the concentration of assets in your portfolio by geographic region. Source: Bloomberg, Extel, ICE

**Bond Maturity**

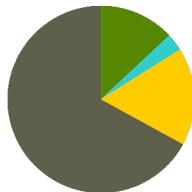
	Market Value (\$)	Percent
■ Less than 1 Year	265,839.73	2%
■ 1 to 3 Years	9,964,820.79	84%
■ 3 to 5 Years	1,671,642.44	14%
■ 7 to 10 Years	24,616.72	0%
■ Over 30 Years	38,306.46	0%
<b>Total of Your Portfolio</b>	<b>\$11,965,226.14</b>	<b>100%</b>



The data in the quadrant above represents the concentration of bonds in your portfolio by maturity date. Source: Bloomberg, Extel, ICE

**Bond Quality Ratings**

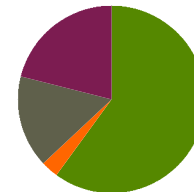
	Market Value (\$)	Percent
■ AAA	1,559,964.29	13%
■ AA	329,549.75	3%
■ A	2,092,974.06	17%
■ BBB	34,233.84	0%
■ All Others	7,948,504.20	67%
<b>Total of Your Portfolio</b>	<b>\$11,965,226.14</b>	<b>100%</b>



The data in the quadrant above represents the concentration of bonds in your portfolio by S&P credit rating. Source: ICE

**Fixed Income Sector Analysis**

	Market Value (\$)	Percent
■ US Government	7,032,564.05	60%
■ Agency MBS	24,616.72	0%
■ CMO	38,306.46	0%
■ CMBS	370,775.42	3%
■ Consumer ABS	1,926,456.79	16%
■ Commercial ABS	32,649.48	0%
■ US Credit	2,539,857.22	21%
<b>Total of Your Portfolio</b>	<b>\$11,965,226.14</b>	<b>100%</b>



The data in the quadrant above represents the concentration of bonds in your portfolio by fixed income sector. Source: RIM Fixed Income Investment

**Portfolio Holdings on June 30, 2024**

	Number of shares	Share price	Market Value	Accrued Income	Cost Basis / Unrealized G/L	Est. Ann. Inc. /Yield at Market	% of Account
<b>Cash and Equivalents</b>							
<i>Cash Equivalents</i>							
Fidelity Government Portfolio (CUSIP:316175108)	95,328.34	1.00	95,328.34	345.78	95,328.34 0.00	5,045.73 5.29%	0.78%
<b>Total Cash Equivalents</b>			<b>\$95,328.34</b>	<b>\$345.78</b>	<b>\$95,328.34</b> <b>\$0.00</b>	<b>\$5,045.73</b> <b>5.29%</b>	<b>0.78%</b>
<i>Accrued Income</i>							
Ending Accrual	0.00	1.00	105,857.84	0.00	105,857.84 0.00	0.00	0.87%
<b>Total Accrued Income</b>			<b>\$105,857.84</b>	<b>\$0.00</b>	<b>\$105,857.84</b> <b>\$0.00</b>	<b>\$0.00</b>	<b>0.87%</b>
<b>Total Cash and Equivalents</b>			<b>\$201,186.18</b>	<b>\$345.78</b>	<b>\$201,186.18</b> <b>\$0.00</b>	<b>\$5,045.73</b> <b>2.51%</b>	<b>1.65%</b>
<b>Fixed Income</b>							
<i>US Government</i>							
United States Treasury Note/Bond 3.125% 15 Aug 2025 (CUSIP:91282CFE6)	265,000.00	97.902	259,440.30	3,116.85	261,904.88 -2,464.58	8,281.25 3.19%	2.13%
United States Treasury Note/Bond 3.625% 15 May 2026 (CUSIP:91282CHB0)	535,000.00	97.961	524,091.35	2,476.92	529,545.51 -5,454.16	19,393.75 3.70%	4.31%
United States Treasury Note/Bond 3.75% 15 Apr 2026 (CUSIP:91282CGV7)	585,000.00	98.211	574,534.35	4,615.26	583,106.45 -8,572.10	21,937.50 3.82%	4.72%
United States Treasury Note/Bond 3.875% 15 Jan 2026 (CUSIP:91282CGE5)	370,000.00	98.496	364,435.20	6,617.31	369,089.45 -4,654.25	14,337.50 3.93%	3.00%
United States Treasury Note/Bond 4.125% 15 Feb 2027 (CUSIP:91282CKA8)	355,000.00	98.852	350,924.60	5,511.52	352,919.92 -1,995.32	14,643.75 4.17%	2.88%

**Portfolio Holdings on June 30, 2024 (continued)**

	Number of shares	Share price	Market Value	Accrued Income	Cost Basis / Unrealized G/L	Est. Ann. Inc. /Yield at Market	% of Account
<i>US Government (continued)</i>							
United States Treasury Note/Bond 4.125% 15 Jun 2026 (CUSIP:91282CHH7)	230,000.00	98.852	227,359.60	414.75	228,409.77 -1,050.17	9,487.50 4.17%	1.87%
United States Treasury Note/Bond 4% 15 Dec 2025 (CUSIP:91282CGA3)	365,000.00	98.711	360,295.15	638.25	363,146.48 -2,851.33	14,600.00 4.05%	2.96%
United States Treasury Note/Bond 4% 15 Feb 2026 (CUSIP:91282CGL9)	505,000.00	98.648	498,172.40	7,602.75	497,783.71 388.69	20,200.00 4.05%	4.09%
United States Treasury Note/Bond 4% 15 Jan 2027 (CUSIP:91282CJT9)	405,000.00	98.547	399,115.35	7,476.92	405,395.51 -6,280.16	16,200.00 4.06%	3.28%
United States Treasury Note/Bond 4.25% 15 Mar 2027 (CUSIP:91282CKE0)	220,000.00	99.199	218,237.80	2,744.02	218,427.34 -189.54	9,350.00 4.28%	1.79%
United States Treasury Note/Bond 4.25% 15 Oct 2025 (CUSIP:91282CFP1)	350,000.00	99.063	346,720.50	3,129.44	347,624.22 -903.72	14,875.00 4.29%	2.85%
United States Treasury Note/Bond 4.375% 15 Aug 2026 (CUSIP:91282CHU8)	275,000.00	99.344	273,196.00	4,528.25	272,378.91 817.09	12,031.25 4.40%	2.25%
United States Treasury Note/Bond 4.375% 15 Dec 2026 (CUSIP:91282CJP7)	635,000.00	99.426	631,355.10	1,214.48	639,196.50 -7,841.40	27,781.25 4.40%	5.21%
United States Treasury Note/Bond 4.5% 15 Apr 2027 (CUSIP:91282CKJ9)	360,000.00	99.852	359,467.20	3,408.20	357,426.56 2,040.64	16,200.00 4.51%	2.95%
United States Treasury Note/Bond 4.5% 15 Jul 2026 (CUSIP:91282CHM6)	455,000.00	99.57	453,043.50	9,450.00	454,146.88 -1,103.38	20,475.00 4.52%	3.72%

## Portfolio Holdings on June 30, 2024 (continued)

	Number of shares	Share price	Market Value	Accrued Income	Cost Basis / Unrealized G/L	Est. Ann. Inc. /Yield at Market	% of Account
<i>US Government (continued)</i>							
United States Treasury Note/Bond 4.5% 15 May 2027 (CUSIP:91282CKR1)	300,000.00	99.867	299,601.00	1,724.18	299,531.25 69.75	13,500.00 4.51%	2.46%
United States Treasury Note/Bond 4.5% 15 Nov 2025 (CUSIP:91282CFW6)	340,000.00	99.395	337,943.00	1,954.08	341,839.19 -3,896.19	15,300.00 4.53%	2.78%
United States Treasury Note/Bond 4.625% 15 Nov 2026 (CUSIP:91282CJK8)	385,000.00	99.953	384,819.05	2,274.17	387,743.70 -2,924.65	17,806.25 4.63%	3.16%
United States Treasury Note/Bond 4.625% 15 Oct 2026 (CUSIP:91282CJC6)	90,000.00	99.91	89,919.00	875.72	89,880.47 38.53	4,162.50 4.63%	0.74%
United States Treasury Note/Bond 4.625% 15 Sep 2026 (CUSIP:91282CHY0)	80,000.00	99.867	79,893.60	1,085.87	79,428.13 465.47	3,700.00 4.63%	0.66%
<b>Total US Government</b>			<b>\$7,032,564.05</b>	<b>\$70,858.94</b>	<b>\$7,078,924.83</b> <b>-\$46,360.78</b>	<b>\$294,262.50</b> <b>4.18%</b>	<b>57.81%</b>
<i>Agency MBS</i>							
Fannie Mae Pool FN BM4614 3% 01 Mar 2033 (CUSIP:3140J9DU2)	9,767.94	94.755	9,255.61	24.42	10,099.55 -843.94	293.04 3.17%	0.08%
Fannie Mae Pool FN FM4174 3% 01 Nov 2032 (CUSIP:3140X7T82)	15,929.97	96.429	15,361.11	39.82	16,598.93 -1,237.82	477.90 3.11%	0.12%
<b>Total Agency MBS</b>			<b>\$24,616.72</b>	<b>\$64.24</b>	<b>\$26,698.48</b> <b>-\$2,081.76</b>	<b>\$770.94</b> <b>3.13%</b>	<b>0.20%</b>

**Portfolio Holdings on June 30, 2024 (continued)**

	Number of shares	Share price	Market Value	Accrued Income	Cost Basis / Unrealized G/L	Est. Ann. Inc. /Yield at Market	% of Account
<b>CMO</b>							
Government National Mortgage Association GNR 2014-H19 HA 3% 20 Sep 2064 (CUSIP:38375UPV6)	7,085.05	97.7009	6,922.16	17.71	7,168.98 -246.82	212.55 3.07%	0.06%
Government National Mortgage Association GNR 2019-H12 JA 2.5% 20 Jul 2069 (CUSIP:38380LXE8)	14,672.52	97.2939	14,275.46	30.57	14,685.86 -410.40	366.81 2.57%	0.12%
Government National Mortgage Association GNR 2020-H02 DA 2.25% 20 Dec 2069 (CUSIP:38380LV67)	17,701.68	96.651	17,108.84	33.19	17,718.37 -609.53	398.29 2.33%	0.13%
<b>Total CMO</b>			<b>\$38,306.46</b>	<b>\$81.47</b>	<b>\$39,573.21</b> <b>-\$1,266.75</b>	<b>\$977.65</b> <b>2.55%</b>	<b>0.31%</b>
<b>CMBS</b>							
CarMax Auto Owner Trust 2021-4 CARMX 2021-4 A3 0.56% 15 Sep 2026 (CUSIP:14317JAD9)	8,703.69	97.3618	8,474.07	2.17	8,702.68 -228.61	48.74 0.58%	0.07%
Daimler Trucks Retail Trust 2022-1 DTRT 2022-1 A3 5.23% 17 Feb 2026 (CUSIP:233869AC0)	38,037.89	99.7787	37,953.71	88.42	38,035.36 -81.65	1,989.38 5.24%	0.31%
Ford Credit Auto Owner Trust 2022-A FORDO 2022-A A3 1.29% 15 Jun 2026 (CUSIP:345286AC2)	13,541.69	98.0943	13,283.63	7.76	13,540.08 -256.45	174.69 1.32%	0.11%
Freddie Mac Multifamily Structured Pass Through Certificates FHMS K058 A1 2.34% 25 Jul 2026 (CUSIP:3137BSP64)	48,250.91	96.3253	46,477.82	94.09	45,778.05 699.77	1,129.07 2.43%	0.38%
Freddie Mac Multifamily Structured Pass Through Certificates FHMS K082 A1 3.92% 25 May 2028 (CUSIP:3137FJKD0)	59,075.31	97.6353	57,678.34	192.98	57,146.14 532.20	2,315.75 4.01%	0.47%

**Portfolio Holdings on June 30, 2024 (continued)**

	Number of shares	Share price	Market Value	Accrued Income	Cost Basis / Unrealized G/L	Est. Ann. Inc. /Yield at Market	% of Account
<b>CMBS (continued)</b>							
Freddie Mac Multifamily Structured Pass Through Certificates FHMS K736 A2 2.282% 25 Jul 2026 (CUSIP:3137FNWX4)	65,000.00	95.0691	61,794.90	123.61	60,310.35 1,484.55	1,483.30 2.40%	0.51%
GM Financial Consumer Automobile Receivables Trust 2022-1 GMCAR 2022-1 A3 1.26% 16 Nov 2026 (CUSIP:380146AC4)	13,395.37	97.7847	13,098.62	7.03	13,394.21 -295.59	168.78 1.29%	0.11%
GM Financial Consumer Automobile Receivables Trust 2022-2 GMCAR 2022-2 A3 3.1% 16 Feb 2027 (CUSIP:362585AC5)	22,496.13	98.4201	22,140.71	29.06	22,491.42 -350.71	697.38 3.15%	0.18%
John Deere Owner Trust 2022-C JDOT 2022-C A3 5.09% 15 Jun 2027 (CUSIP:47800BAC2)	70,000.00	99.6429	69,750.04	158.36	69,994.57 -244.53	3,563.00 5.11%	0.58%
John Deere Owner Trust 2024-B JDOT 2024-B A3 5.2% 15 Mar 2029 (CUSIP:47786WAD2)	40,000.00	100.309	40,123.58	75.11	39,992.18 131.40	2,080.00 5.18%	0.33%
<b>Total CMBS</b>			<b>\$370,775.42</b>	<b>\$778.59</b>	<b>\$369,385.04</b> <b>\$1,390.38</b>	<b>\$13,650.09</b> <b>3.68%</b>	<b>3.05%</b>
<b>Consumer ABS</b>							
Ally Auto Receivables Trust 2022-1 ALLYA 2022-1 A3 3.31% 15 Nov 2026 (CUSIP:02008JACO)	46,638.36	98.8687	46,110.74	68.61	46,629.33 -518.59	1,543.73 3.35%	0.38%
Ally Auto Receivables Trust 2023-1 ALLYA 2023-1 A3 5.46% 15 May 2028 (CUSIP:02007WAC2)	120,000.00	100.2669	120,320.33	291.20	119,137.50 1,182.83	6,552.00 5.45%	1.00%
American Express Credit Account Master Trust AMXCA 2023-3 A 5.3% 15 Sep 2028 (CUSIP:02582JKD1)	100,000.00	100.3309	100,330.87	232.44	99,995.53 335.34	5,230.00 5.21%	0.82%

## Portfolio Holdings on June 30, 2024 (continued)

	Number of shares	Share price	Market Value	Accrued Income	Cost Basis / Unrealized G/L	Est. Ann. Inc. /Yield at Market	% of Account
<i>Consumer ABS (continued)</i>							
Bank of America Auto Trust 2023-1 BAAT 2023-1A A3 5.53% 15 Feb 2028 (CUSIP:06428AAC2)	45,000.00	100.2037	45,091.67	110.60	44,998.29 93.38	2,488.50 5.52%	0.37%
Bank of America Auto Trust 5.74% 15 Jun 2028 (CUSIP:06054YAC1)	90,000.00	100.7673	90,690.59	229.60	89,998.37 692.22	5,166.00 5.70%	0.75%
BMW Vehicle Owner Trust 2022-A BMWOT 2022-A A3 3.21% 25 Aug 2026 (CUSIP:05602RAD3)	18,666.53	98.6629	18,416.94	9.99	18,665.57 -248.63	599.20 3.25%	0.15%
BMW Vehicle Owner Trust 2023-A BMWOT 2023-A A3 5.47% 25 Feb 2028 (CUSIP:05592XAD2)	20,000.00	100.3133	20,062.67	18.23	19,996.46 66.21	1,094.00 5.45%	0.16%
Capital One Multi-Asset Execution Trust COMET 2022-A2 A 3.49% 15 May 2027 (CUSIP:14041NGA3)	80,000.00	98.2929	78,634.30	124.09	79,987.22 -1,352.92	2,792.00 3.55%	0.65%
Capital One Prime Auto Receivables Trust 2022-1 COPAR 2022-1 A3 3.17% 15 Apr 2027 (CUSIP:14043QAC6)	29,069.55	98.1903	28,543.47	40.96	29,063.19 -519.72	921.50 3.23%	0.23%
Capital One Prime Auto Receivables Trust 2022-2 COPAR 2022-2 A3 3.66% 17 May 2027 (CUSIP:14043GAD6)	35,000.00	98.4265	34,449.28	56.93	34,997.49 -548.21	1,281.00 3.72%	0.28%
CarMax Auto Owner Trust 2021-1 CARMX 2021-1 A3 0.34% 15 Dec 2025 (CUSIP:14316NAC3)	3,856.59	99.3866	3,832.94	0.58	3,855.82 -22.88	13.11 0.34%	0.03%
CarMax Auto Owner Trust 2021-3 CARMX 2021-3 A3 0.55% 15 Jun 2026 (CUSIP:14317DAC4)	10,438.22	97.8573	10,214.56	2.55	10,436.50 -221.94	57.41 0.56%	0.08%

## Portfolio Holdings on June 30, 2024 (continued)

	Number of shares	Share price	Market Value	Accrued Income	Cost Basis / Unrealized G/L	Est. Ann. Inc. /Yield at Market	% of Account
<i>Consumer ABS (continued)</i>							
CarMax Auto Owner Trust 2022-2 CARMX 2022-2 A3 3.49% 16 Feb 2027 (CUSIP:14317HAC5)	30,653.26	98.5784	30,217.49	47.55	30,648.60 -431.11	1,069.80 3.54%	0.25%
CarMax Auto Owner Trust 2022-4 CARMX 2022-4 A3 5.34% 16 Aug 2027 (CUSIP:14318UAD3)	90,000.00	99.8081	89,827.33	213.60	89,978.89 -151.56	4,806.00 5.35%	0.74%
Chase Auto Owner Trust 2024-1 CHAOT 2024-1A A3 5.13% 25 May 2029 (CUSIP:16144BAC2)	25,000.00	99.9291	24,982.27	21.38	24,998.34 -16.07	1,282.50 5.13%	0.21%
Chase Issuance Trust CHAIT 2023-A1 A 5.16% 15 Sep 2028 (CUSIP:161571HT4)	100,000.00	100.2553	100,255.28	229.33	99,972.28 283.00	5,160.00 5.15%	0.82%
CNH Equipment Trust 2022-A CNH 2022-A A3 2.94% 15 Jul 2027 (CUSIP:12660DAC1)	30,433.46	97.862	29,782.78	39.77	30,431.20 -648.42	894.74 3.00%	0.24%
Discover Card Execution Note Trust DCENT 2022-A2 A 3.32% 15 May 2027 (CUSIP:254683CS2)	80,000.00	98.1513	78,521.06	118.04	79,993.50 -1,472.44	2,656.00 3.38%	0.65%
Discover Card Execution Note Trust DCENT 2022-A3 A3 3.56% 15 Jul 2027 (CUSIP:254683CW3)	75,000.00	98.1305	73,597.91	118.67	74,990.69 -1,392.78	2,670.00 3.63%	0.60%
Fifth Third Auto Trust 2023-1 FITAT 2023-1 A3 5.53% 15 Aug 2028 (CUSIP:31680EAD3)	70,000.00	100.2534	70,177.40	172.04	69,995.66 181.74	3,871.00 5.52%	0.58%
Ford Credit Auto Owner Trust 2023-A FORDO 2023-A A3 4.65% 15 Feb 2028 (CUSIP:344928AD8)	30,000.00	99.0668	29,720.03	62.00	29,996.87 -276.84	1,395.00 4.69%	0.24%

## Portfolio Holdings on June 30, 2024 (continued)

	Number of shares	Share price	Market Value	Accrued Income	Cost Basis / Unrealized G/L	Est. Ann. Inc. /Yield at Market	% of Account
<i>Consumer ABS (continued)</i>							
GM Financial Consumer Automobile Receivables Trust 2023-2 GMCAR 2023-2 A3 4.47% 16 Feb 2028 (CUSIP:362583AD8)	30,000.00	98.8965	29,668.95	55.88	29,999.18 -330.23	1,341.00 4.52%	0.24%
GM Financial Consumer Automobile Receivables Trust 2024-1 GMCAR 2024-1 A3 4.85% 18 Dec 2028 (CUSIP:36268GAD7)	10,000.00	99.3929	9,939.29	20.21	9,997.99 -58.70	485.00 4.88%	0.08%
Harley-Davidson Motorcycle Trust 2022-A HDMOT 2022-A A3 3.06% 15 Feb 2027 (CUSIP:41284YAD8)	24,916.43	98.6649	24,583.77	33.89	24,912.28 -328.51	762.44 3.10%	0.20%
Honda Auto Receivables 2021-3 Owner Trust HAROT 2021-3 A3 0.41% 18 Nov 2025 (CUSIP:43815EAC8)	4,952.92	98.5138	4,879.31	0.73	4,952.83 -73.52	20.31 0.42%	0.04%
Honda Auto Receivables 2021-4 Owner Trust HAROT 2021-4 A3 0.88% 21 Jan 2026 (CUSIP:43815GAC3)	5,993.61	97.9653	5,871.66	1.47	5,992.34 -120.68	52.74 0.90%	0.05%
Honda Auto Receivables 2022-1 Owner Trust HAROT 2022-1 A3 1.88% 15 May 2026 (CUSIP:43815BAC4)	34,055.62	98.1071	33,410.99	0.00	34,050.50 -639.51	0.03 0.00%	0.27%
Honda Auto Receivables 2023-2 Owner Trust HAROT 2023-2 A3 4.93% 15 Nov 2027 (CUSIP:437927AC0)	40,000.00	99.4331	39,773.25	87.64	39,993.52 -220.27	1,972.00 4.96%	0.33%
Honda Auto Receivables 2023-4 Owner Trust HAROT 2023-4 A3 5.67% 21 Jun 2028 (CUSIP:438123AC5)	20,000.00	100.8817	20,176.33	31.50	19,996.48 179.85	1,134.00 5.62%	0.17%

## Portfolio Holdings on June 30, 2024 (continued)

	Number of shares	Share price	Market Value	Accrued Income	Cost Basis / Unrealized G/L	Est. Ann. Inc. /Yield at Market	% of Account
<i>Consumer ABS (continued)</i>							
Honda Auto Receivables 2024-1 Owner Trust HAROT 2024-1 A3 5.21% 15 Aug 2028 (CUSIP:437918AC9)	70,000.00	100.0497	70,034.80	162.09	69,996.96 37.84	3,647.00 5.21%	0.58%
Hyundai Auto Receivables Trust 2022-A HART 2022-A A3 2.22% 15 Oct 2026 (CUSIP:448977AD0)	40,855.29	98.1875	40,114.78	40.31	40,853.72 -738.94	906.99 2.26%	0.33%
Hyundai Auto Receivables Trust 2023-B HART 2023-B A3 5.48% 17 Apr 2028 (CUSIP:44933XAD9)	25,000.00	100.2856	25,071.40	60.89	24,998.92 72.48	1,370.00 5.46%	0.21%
Hyundai Auto Receivables Trust 2023-C HART 2023-C A3 5.54% 16 Oct 2028 (CUSIP:44918CAD4)	35,000.00	100.6017	35,210.58	86.18	34,995.40 215.18	1,939.00 5.51%	0.29%
John Deere Owner Trust 2022 JDOT 2022-A A3 2.32% 15 Sep 2026 (CUSIP:47787JAC2)	24,987.18	98.0329	24,495.65	25.76	24,981.65 -486.00	579.70 2.37%	0.20%
John Deere Owner Trust 2024 JDOT 2024-A A3 4.96% 15 Nov 2028 (CUSIP:47800RAD5)	20,000.00	99.6065	19,921.29	44.09	19,998.88 -77.59	992.00 4.98%	0.16%
Mercedes-Benz Auto Receivables Trust 2022-1 MBART 2022-1 A3 5.21% 16 Aug 2027 (CUSIP:58768PAC8)	100,000.00	99.8078	99,807.76	231.56	99,980.22 -172.46	5,210.00 5.22%	0.82%
Mercedes-Benz Auto Receivables Trust 2023-2 MBART 2023-2 A3 5.95% 15 Nov 2028 (CUSIP:58769FAC9)	35,000.00	101.2946	35,453.12	92.56	34,997.01 456.11	2,082.50 5.87%	0.29%
Nissan Auto Receivables 2023-B Owner Trust NAROT 2023-B A3 5.93% 15 Mar 2028 (CUSIP:65480MAD5)	25,000.00	100.9179	25,229.47	65.89	24,994.93 234.54	1,482.50 5.88%	0.21%

## Portfolio Holdings on June 30, 2024 (continued)

	Number of shares	Share price	Market Value	Accrued Income	Cost Basis / Unrealized G/L	Est. Ann. Inc. /Yield at Market	% of Account
<b>Consumer ABS (continued)</b>							
Toyota Auto Receivables 2022-C Owner Trust TAOT 2022-C A3 3.76% 15 Apr 2027 (CUSIP:89231CAD9)	25,000.00	98.56	24,640.00	41.78	24,995.82 -355.82	940.00 3.81%	0.20%
Toyota Auto Receivables 2023-B Owner Trust TAOT 2023-B A3 4.71% 15 Feb 2028 (CUSIP:891941AD8)	45,000.00	98.9688	44,535.95	94.20	44,997.48 -461.53	2,119.50 4.76%	0.37%
Toyota Auto Receivables 2023-D Owner Trust TAOT 2023-D A3 5.54% 15 Aug 2028 (CUSIP:89239FAD4)	25,000.00	100.7143	25,178.57	65.44	24,997.31 181.26	1,472.50 5.85%	0.21%
Toyota Auto Receivables 2024-A Owner Trust TAOT 2024-A A3 4.83% 16 Oct 2028 (CUSIP:89238DAD0)	25,000.00	99.356	24,838.99	53.67	24,995.00 -156.01	1,207.50 4.86%	0.20%
USAA Auto Owner Trust 2023-A USAOT 2023-A A3 5.58% 15 May 2028 (CUSIP:90291VAC4)	80,000.00	100.1615	80,129.20	198.40	79,986.00 143.20	4,464.00 5.57%	0.66%
World Omni Auto Receivables Trust 2024-A WOART 2024-A A3 4.86% 15 Mar 2029 (CUSIP:98164RAD8)	60,000.00	99.5196	59,711.77	129.60	59,992.09 -280.32	2,916.00 4.88%	0.49%
<b>Total Consumer ABS</b>			<b>\$1,926,456.79</b>	<b>\$3,831.90</b>	<b>\$1,934,423.81</b> <b>-\$7,967.02</b>	<b>\$88,640.20</b> <b>4.60%</b>	<b>15.83%</b>
<b>Commercial ABS</b>							
CNH Equipment Trust 2021-C CNH 2021-C A3 0.81% 15 Dec 2026 (CUSIP:12598LAC0)	8,032.89	97.3904	7,823.26	2.89	8,031.96 -208.70	65.07 0.83%	0.06%

## Portfolio Holdings on June 30, 2024 (continued)

	Number of shares	Share price	Market Value	Accrued Income	Cost Basis / Unrealized G/L	Est. Ann. Inc. /Yield at Market	% of Account
<i>Commercial ABS (continued)</i>							
CNH Equipment Trust 4.77% 15 Jun 2029 (CUSIP:18978FAC0)	25,000.00	99.3049	24,826.22	53.00	24,994.09 -167.87	1,192.50 4.80%	0.21%
<b>Total Commercial ABS</b>			<b>\$32,649.48</b>	<b>\$55.89</b>	<b>\$33,026.05</b> <b>-\$376.57</b>	<b>\$1,257.57</b> <b>3.85%</b>	<b>0.27%</b>
<i>US Credit</i>							
3M Co 2% 14 Feb 2025 (CUSIP:88579YBH3)	35,000.00	97.811	34,233.84	266.39	35,413.39 -1,179.55	700.00 2.04%	0.28%
Adobe Inc 4.85% 04 Apr 2027 (CUSIP:00724PAE9)	35,000.00	100.022	35,007.70	410.23	34,982.50 25.20	1,697.50 4.85%	0.29%
American Honda Finance Corp 5.25% 07 Jul 2026 (CUSIP:02665WEK3)	85,000.00	100.1753	85,148.97	2,156.88	84,745.65 403.32	4,462.50 5.24%	0.70%
AstraZeneca Finance LLC 4.8 26 Feb 2027 (CUSIP:04636NAK9)	40,000.00	99.424	39,769.60	666.67	39,932.80 -163.20	1,920.00 4.83%	0.33%
BA Credit Card Trust BACCT 2022-A1 A1 3.53% 15 Nov 2027 (CUSIP:05522RDE5)	30,000.00	98.2101	29,463.02	47.07	29,998.13 -535.11	1,059.00 3.59%	0.24%
Bank of America Corp Variable .981% 25 Sep 2025 (CUSIP:06051GJG5)	120,000.00	98.88	118,656.00	313.92	119,173.20 -517.20	1,177.20 0.99%	0.96%
Bank Of Montreal 5.92% 25 Sep 2025 (CUSIP:06368LWT9)	60,000.00	100.454	60,272.40	947.20	60,000.00 272.40	3,552.00 5.89%	0.50%
BMW US Capital LLC 4.9% 02 Apr 2027 (CUSIP:05565ECH6)	90,000.00	99.631	89,667.90	1,090.25	89,892.90 -225.00	4,410.00 4.92%	0.74%
BP Cap Markets America 5.017% 17 Nov 2027 (CUSIP:10373QBY5)	70,000.00	99.9033	69,932.33	429.23	70,000.00 -67.67	3,511.90 5.02%	0.57%

**Portfolio Holdings on June 30, 2024 (continued)**

	Number of shares	Share price	Market Value	Accrued Income	Cost Basis / Unrealized G/L	Est. Ann. Inc. /Yield at Market	% of Account
<i>US Credit (continued)</i>							
Brighthouse Fin Gbl Fund 5.55% 09 Apr 2027 (CUSIP:10921U2J6)	50,000.00	99.618	49,809.00	616.67	49,985.00 -176.00	2,775.00 5.57%	0.41%
Bristol-Myers Squibb Co 4.9% 22 Feb 2027 (CUSIP:110122EE4)	15,000.00	99.7466	14,961.99	263.37	169,816.40 -154,854.41	735.00 4.91%	0.12%
Canadian Imperial Bank of Commerce 5.237% 28 Jun 2027 (CUSIP:13607L8C0)	25,000.00	99.841	24,960.25	10.91	25,000.00 -39.75	1,309.25 5.25%	0.21%
Canadian Imperial Bank of Commerce 5.926% 02 Oct 2026 (CUSIP:13607LWT6)	45,000.00	101.28	45,576.00	659.27	45,000.00 576.00	2,666.70 5.85%	0.37%
Caterpillar Financial Services Corp 4.8% 06 Jan 2026 (CUSIP:14913R3B1)	85,000.00	99.5048	84,579.11	1,983.33	84,978.75 -399.64	4,080.00 4.82%	0.70%
Cintas Corp No 2 3.45% 01 May 2025 (CUSIP:17252MAP5)	25,000.00	98.306	24,576.50	143.75	24,994.50 -418.00	862.50 3.51%	0.20%
Cisco Systems Inc 4.8% 26 Feb 2027 (CUSIP:17275RBQ4)	55,000.00	99.73	54,851.50	916.67	54,928.50 -77.00	2,640.00 4.81%	0.45%
Eli Lilly & Co 4.5% 09 Feb 2027 (CUSIP:532457CJ5)	55,000.00	99.1399	54,526.96	976.25	54,970.85 -443.89	2,475.00 4.54%	0.45%
Goldman Sachs Bank USA/New York NY Variable 5.414% 21 May 2027 (CUSIP:38151LAG5)	70,000.00	99.835	69,884.50	421.09	70,000.00 -115.50	3,789.80 5.42%	0.57%
Home Depot Inc 4.95% 30 Sep 2026 (CUSIP:437076CV2)	20,000.00	99.861	19,972.20	250.25	19,956.20 16.00	990.00 4.96%	0.16%
Hormel Foods Corp 4.8% 30 Mar 2027 (CUSIP:440452AK6)	30,000.00	99.6263	29,887.88	452.00	29,970.90 -83.02	1,440.00 4.82%	0.25%

**Portfolio Holdings on June 30, 2024 (continued)**

	Number of shares	Share price	Market Value	Accrued Income	Cost Basis / Unrealized G/L	Est. Ann. Inc. /Yield at Market	% of Account
<i>US Credit (continued)</i>							
John Deere Capital Corp 3.4% 06 Jun 2025 (CUSIP:24422EWF2)	15,000.00	98.1764	14,726.46	35.42	14,996.55 -270.09	510.00 3.46%	0.12%
John Deere Capital Corp 4.85% 05 Mar 2027 (CUSIP:24422EXM6)	70,000.00	99.6438	69,750.67	1,075.08	69,934.90 -184.23	3,395.00 4.87%	0.57%
JPMorgan Chase & Co Variable 2.595% 24 Feb 2026 (CUSIP:46647PCV6)	85,000.00	98.01	83,308.50	778.11	85,000.00 -1,691.50	2,205.67 2.65%	0.68%
JPMorgan Chase & Co Variable 4.08% 26 Apr 2026 (CUSIP:46647PCZ7)	85,000.00	98.671	83,870.35	626.17	85,000.00 -1,129.65	3,468.00 4.13%	0.69%
Linde Inc 4.7% 05 Dec 2025 (CUSIP:53522KAB9)	85,000.00	99.4105	84,498.96	288.53	84,908.20 -409.24	3,995.00 4.73%	0.69%
Microsoft Corp 3.125% 03 Nov 2025 (CUSIP:594918BJ2)	55,000.00	97.521	53,636.55	276.91	53,285.10 351.45	1,718.75 3.20%	0.44%
Morgan Stanley 4% 23 Jul 2025 (CUSIP:6174468C6)	55,000.00	98.5046	54,177.56	965.56	55,121.41 -943.85	2,200.00 4.06%	0.45%
Morgan Stanley Variable 5.652% 13 Apr 2028 (CUSIP:61747YFP5)	10,000.00	100.991	10,099.10	113.04	10,000.00 99.10	565.20 5.60%	0.08%
National Rural Util Coop 4.8% 05 Feb 2027 (CUSIP:63743HFM9)	90,000.00	99.373	89,435.70	1,752.00	89,973.00 -537.30	4,320.00 4.83%	0.74%
New York Life Global Fdg 5.45% 18 Sep 2026 (CUSIP:64953BBF4)	100,000.00	100.475	100,475.00	1,559.31	99,981.00 494.00	5,450.00 5.42%	0.83%
New York Life Global Funding 1.45% 14 Jan 2025 (CUSIP:64952WEK5)	55,000.00	97.742	53,758.10	369.95	54,940.60 -1,182.50	797.50 1.48%	0.44%

## Portfolio Holdings on June 30, 2024 (continued)

	Number of shares	Share price	Market Value	Accrued Income	Cost Basis / Unrealized G/L	Est. Ann. Inc. /Yield at Market	% of Account
<i>US Credit (continued)</i>							
Northwestern Mutual GLBL 5.07% 25 Mar 2027 (CUSIP:66815L2R9)	30,000.00	100.153	30,045.90	405.60	29,996.70 49.20	1,521.00 5.06%	0.25%
PACCAR Financial Corp 5% 13 May 2027 (CUSIP:69371RT22)	30,000.00	100.229	30,068.70	200.00	29,976.90 91.80	1,500.00 4.99%	0.25%
Pacific Life Global Fdg li Med 144a Nt 5.5 28 Aug 2026 (CUSIP:6944PL2W8)	15,000.00	100.445	15,066.75	281.88	14,994.75 72.00	825.00 5.48%	0.12%
PepsiCo Inc 5.125% 10 Nov 2026 (CUSIP:713448FW3)	25,000.00	100.439	25,109.75	181.51	24,993.25 116.50	1,281.25 5.10%	0.21%
PNC Financial Services 5.671% 28 Oct 2025 (CUSIP:693475BH7)	25,000.00	99.89	24,972.50	248.11	25,000.00 -27.50	1,417.75 5.68%	0.21%
Principal Life Global Funding II 1.375% 10 Jan 2025 (CUSIP:74256LET2)	55,000.00	97.847	53,815.85	359.22	54,821.80 -1,005.95	756.25 1.41%	0.44%
Principal Life Global Funding II 5% 16 Jan 2027 (CUSIP:74256LEX3)	35,000.00	99.654	34,878.90	802.08	35,054.35 -175.45	1,750.00 5.02%	0.29%
State Street Corp Variable 1.746% 06 Feb 2026 (CUSIP:857477BR3)	25,000.00	97.573	24,393.25	175.81	25,000.00 -606.75	436.50 1.79%	0.20%
State Street Corp Variable 5.104% 18 May 2026 (CUSIP:857477CB7)	110,000.00	99.573	109,530.30	670.61	110,000.00 -469.70	5,614.40 5.13%	0.90%
State Street Corp Variable 5.751% 04 Nov 2026 (CUSIP:857477BX0)	20,000.00	100.394	20,078.80	182.12	20,000.00 78.80	1,150.20 5.73%	0.17%

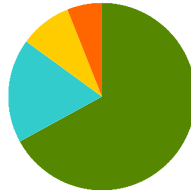
## Portfolio Holdings on June 30, 2024 (continued)

	Number of shares	Share price	Market Value	Accrued Income	Cost Basis / Unrealized G/L	Est. Ann. Inc. /Yield at Market	% of Account
<i>US Credit (continued)</i>							
Texas Instruments Inc 4.6% 08 Feb 2027 (CUSIP:882508CE2)	55,000.00	99.346	54,640.30	1,004.97	54,964.80 -324.50	2,530.00 4.63%	0.45%
Toronto-Dominion Bank/The 4.98% 05 Apr 2027 (CUSIP:89115A2W1)	90,000.00	99.465	89,518.50	1,070.70	90,000.00 -481.50	4,482.00 5.01%	0.74%
Toyota Motor Credit Corp 5% 14 Aug 2026 (CUSIP:89236TKX2)	45,000.00	99.7776	44,899.93	856.25	44,945.55 -45.62	2,250.00 5.01%	0.37%
Truist Financial Corp 2.5% 01 Aug 2024 (CUSIP:05531FBH5)	85,000.00	99.6812	84,728.98	885.42	85,639.26 -910.28	2,125.00 2.51%	0.70%
Unitedhealth Group Inc 4.6% 15 Apr 2027 (CUSIP:91324PEY4)	90,000.00	99.2019	89,281.71	1,150.00	89,372.70 -90.99	4,140.00 4.64%	0.73%
Westpac Banking Corp 5.512% 17 Nov 2025 (CUSIP:961214FL2)	75,000.00	100.47	75,352.50	505.27	75,000.00 352.50	4,134.00 5.49%	0.62%
<b>Total US Credit</b>			<b>\$2,539,857.22</b>	<b>\$29,841.03</b>	<b>\$2,706,640.49</b> <b>-\$166,783.27</b>	<b>\$110,791.82</b> <b>4.36%</b>	<b>20.88%</b>
<b>Total Fixed Income</b>			<b>\$11,965,226.14</b>	<b>\$105,512.06</b>	<b>\$12,188,671.91</b> <b>-\$223,445.77</b>	<b>\$510,350.77</b> <b>4.27%</b>	<b>98.35%</b>
<b>Total for your portfolio</b>			<b>\$12,166,412.32</b>	<b>\$105,857.84</b>	<b>\$12,389,858.09</b> <b>-\$223,445.77</b>	<b>\$515,396.50</b> <b>4.24%</b>	<b>100.00%</b>

Purchases

Summary

	Cost	Percent
■ US Government	299,531.25	67%
■ Cash Equivalents	81,421.98	18%
■ CMBS	39,992.18	9%
■ US Credit	25,000.00	6%
<b>Total of your portfolio</b>	<b>\$445,945.41</b>	<b>100%</b>



Details

Trade date	Transaction description	Principal amount	Income amount	Cost	Accrued income
Settlement date					
██████████	DORALCITYTRANSP				
<b>Purchases</b>					
<i>Fixed Income</i>					
<i>US Government</i>					
June 4, 2024	Purchase 300,000.00 Par Value of United States Treasury Note/Bond 4.5% 15 May 2027 @ 99.84%	-299,531.25		299,531.25	-770.38
June 5, 2024	Paid Accrued Interest of \$770.38, CUSIP 91282CKR1				
<b>Total US Government</b>		<b>-\$299,531.25</b>	<b>\$0.00</b>	<b>\$299,531.25</b>	<b>-\$770.38</b>
<i>CMBS</i>					
June 11, 2024	Purchase 40,000.00 Par Value 40,000.00 Current Face of John Deere Owner Trust 2024-B JDOT 2024-B A3 5.2% 15 Mar 2029 @99.98045 %, CUSIP 47786WAD2	-39,992.18		39,992.18	
June 18, 2024					
<b>Total CMBS</b>		<b>-\$39,992.18</b>	<b>\$0.00</b>	<b>\$39,992.18</b>	<b>\$0.00</b>

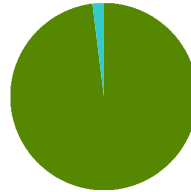
## Purchases (continued)

Trade date Settlement date	Transaction description	Principal amount	Income amount	Cost	Accrued income
<i>US Credit</i>					
June 24, 2024	Purchase 25,000.00 Par Value of Canadian Imperial	-25,000.00		25,000.00	
June 28, 2024	Bank of Commerce 5.237% 28 Jun 2027 @ 100.00%, CUSIP 13607L8C0				
<b>Total US Credit</b>		<b>-\$25,000.00</b>	<b>\$0.00</b>	<b>\$25,000.00</b>	<b>\$0.00</b>
<b>Total Fixed Income</b>		<b>-\$364,523.43</b>	<b>\$0.00</b>	<b>\$364,523.43</b>	<b>-\$770.38</b>
<b>Total Purchases</b>		<b>-\$364,523.43</b>	<b>\$0.00</b>	<b>\$364,523.43</b>	<b>-\$770.38</b>
<b>Cash Sweep Activity</b>					
<i>Cash and Equivalents</i>					
<i>Cash Equivalents</i>					
June 30, 2024	Sweep purchases totaling 81,421.98 units of	-81,421.98		81,421.98	
June 30, 2024	Fidelity Government Portfolio for DORALCITYTRANSP - Capital (13 Transactions), CUSIP 316175108				
<b>Total Cash Equivalents</b>		<b>-\$81,421.98</b>	<b>\$0.00</b>	<b>\$81,421.98</b>	<b>\$0.00</b>
<b>Total Cash and Equivalents</b>		<b>-\$81,421.98</b>	<b>\$0.00</b>	<b>\$81,421.98</b>	<b>\$0.00</b>
<b>Total Cash Sweep Activity</b>		<b>-\$81,421.98</b>	<b>\$0.00</b>	<b>\$81,421.98</b>	<b>\$0.00</b>
<b>Total</b>	<b>DORALCITYTRANSP</b>	<b>-\$445,945.41</b>	<b>\$0.00</b>	<b>\$445,945.41</b>	<b>-\$770.38</b>

## Realized Gains and Losses

### Summary

	Realized G/L	Percent
Consumer ABS	3.69	98%
Commercial ABS	0.07	2%
Cash Equivalents	0.00	0.00
Agency MBS	-31.64	0.00
CMO	-46.61	0.00
CMBS	-1,779.31	0.00
US Government	-4,506.26	0.00
<b>Total of your portfolio</b>	<b>-\$6,360.06</b>	<b>100%</b>



### Details

Trade date	Settlement date	Transaction description	Principal amount	Income amount	Cost	Accrued income	Realized G/L
<b>DORALCITYTRANSP</b>							
<b>Corporate Actions/Income</b>							
<i>Fixed Income</i>							
<i>Agency MBS</i>							
June 25, 2024	June 25, 2024	Principal Payment of 1 USD on 35,000.00 Par Value for Fannie Mae Pool FN BM4614 3% 01 Mar 2033 Due On 06/25/24 With Ex Date 06/01/24, CUSIP 3140J9DU2	182.40				0.00
June 25, 2024	June 25, 2024	Principal Payment of 1 USD on 60,000.00 Par Value for Fannie Mae Pool FN FM4174 3% 01 Nov 2032 Due On 06/25/24 With Ex Date 06/01/24, CUSIP 3140X7T82	606.00				0.00
June 25, 2024	June 25, 2024	Principal Payment of 182.40 Current Face on 35,000.00	0.00		-188.59		-6.19

**Realized Gains and Losses (continued)**

Trade date Settlement date	Transaction description	Principal amount	Income amount	Cost	Accrued income	Realized G/L
<i>Agency MBS (continued)</i>						
	Par Value for Fannie Mae Pool FN BM4614 3% 01 Mar 2033 Due On 06/25/24 With Ex Date 06/01/24, CUSIP 3140J9DU2					
June 25, 2024	Principal Payment of 606.00	0.00		-631.45		-25.45
June 25, 2024	Current Face on 60,000.00 Par Value for Fannie Mae Pool FN FM4174 3% 01 Nov 2032 Due On 06/25/24 With Ex Date 06/01/24, CUSIP 3140X7T82					
<b>Total Agency MBS</b>		<b>\$788.40</b>	<b>\$0.00</b>	<b>-\$820.04</b>	<b>\$0.00</b>	<b>-\$31.64</b>
<i>CMO</i>						
June 20, 2024	Principal Payment of 1 USD	2,086.09				0.00
June 20, 2024	on 100,000.00 Par Value for Government National Mortgage Association GNR 2019-H12 JA 2.5% 20 Jul 2069 Due On 06/20/24 With Ex Date 06/01/24, CUSIP 38380LXE8					
June 20, 2024	Principal Payment of 1 USD	3,719.74				0.00
June 20, 2024	on 100,000.00 Par Value for Government National Mortgage Association GNR 2014-H19 HA 3% 20 Sep 2064 Due On 06/20/24 With Ex Date 06/01/24, CUSIP 38375UPV6					
June 20, 2024	Principal Payment of 1 USD	687.12				0.00
June 20, 2024	on 100,000.00 Par Value for Government National Mortgage Association GNR 2020-H02 DA 2.25% 20 Dec 2069 Due On 06/20/24 With Ex Date 06/01/24, CUSIP 38380LV67					

**Realized Gains and Losses (continued)**

Trade date Settlement date	Transaction description	Principal amount	Income amount	Cost	Accrued income	Realized G/L
<i>CMO (continued)</i>						
June 20, 2024 June 20, 2024	Principal Payment of 2,086.09 Current Face on 100,000.00 Par Value for Government National Mortgage Association GNR 2019-H12 JA 2.5% 20 Jul 2069 Due On 06/20/24 With Ex Date 06/01/24, CUSIP 38380LXE8	0.00		-2,087.99		-1.90
June 20, 2024 June 20, 2024	Principal Payment of 3,719.74 Current Face on 100,000.00 Par Value for Government National Mortgage Association GNR 2014-H19 HA 3% 20 Sep 2064 Due On 06/20/24 With Ex Date 06/01/24, CUSIP 38375UPV6	0.00		-3,763.80		-44.06
June 20, 2024 June 20, 2024	Principal Payment of 687.12 Current Face on 100,000.00 Par Value for Government National Mortgage Association GNR 2020-H02 DA 2.25% 20 Dec 2069 Due On 06/20/24 With Ex Date 06/01/24, CUSIP 38380LV67	0.00		-687.77		-0.65
<b>Total CMO</b>		<b>\$6,492.95</b>	<b>\$0.00</b>	<b>-\$6,539.56</b>	<b>\$0.00</b>	<b>-\$46.61</b>
<i>CMBS</i>						
June 17, 2024 June 17, 2024	Principal Payment of 1 USD on 30,000.00 Par Value for Ford Credit Auto Owner Trust 2022-A FORDO 2022-A A3 1.29% 15 Jun 2026 Due On 06/17/24 With Ex Date 06/15/24, CUSIP 345286AC2	1,424.78				0.00
June 17, 2024 June 17, 2024	Principal Payment of 1 USD on 25,000.00 Par Value for	1,268.40				0.00

**Realized Gains and Losses (continued)**

Trade date Settlement date	Transaction description	Principal amount	Income amount	Cost	Accrued income	Realized G/L
<i>CMBS (continued)</i>						
June 17, 2024 June 17, 2024	GM Financial Consumer Automobile Receivables Trust 2022-1 GMCAR 2022-1 A3 1.26% 16 Nov 2026 Due On 06/17/24 With Ex Date 06/16/24, CUSIP 380146AC4	1,585.99				0.00
June 17, 2024 June 17, 2024	Principal Payment of 1 USD on 30,000.00 Par Value for GM Financial Consumer Automobile Receivables Trust 2022-2 GMCAR 2022-2 A3 3.1% 16 Feb 2027 Due On 06/17/24 With Ex Date 06/16/24, CUSIP 362585AC5	0.00		-1,424.61		0.17
June 17, 2024 June 17, 2024	Principal Payment of 1,424.78 Current Face on 30,000.00 Par Value for Ford Credit Auto Owner Trust 2022-A FORDO 2022-A A3 1.29% 15 Jun 2026 Due On 06/17/24 With Ex Date 06/15/24, CUSIP 345286AC2	0.00		-1,268.29		0.11
June 17, 2024 June 17, 2024	Principal Payment of 1,268.40 Current Face on 25,000.00 Par Value for GM Financial Consumer Automobile Receivables Trust 2022-1 GMCAR 2022-1 A3 1.26% 16 Nov 2026 Due On 06/17/24 With Ex Date 06/16/24, CUSIP 380146AC4	0.00		-1,585.66		0.33
June 17, 2024 June 17, 2024	Principal Payment of 1,585.99 Current Face on 30,000.00 Par Value for GM Financial Consumer Automobile Receivables Trust					

Realized Gains and Losses (continued)

Trade date Settlement date	Transaction description	Principal amount	Income amount	Cost	Accrued income	Realized G/L
<i>CMBS (continued)</i>						
June 17, 2024 June 17, 2024	2022-2 GMCAR 2022-2 A3 3.1% 16 Feb 2027 Due On 06/17/24 With Ex Date 06/16/24, CUSIP 362585AC5	3,625.67				0.00
June 17, 2024 June 17, 2024	Principal Payment of 1 USD on 50,000.00 Par Value for Daimler Trucks Retail Trust 2022-1 DTRT 2022-1 A3 5.23% 17 Feb 2026 Due On 06/17/24 With Ex Date 06/15/24, CUSIP 233869AC0	0.00		-3,625.43		0.24
June 17, 2024 June 17, 2024	Principal Payment of 1 USD on 20,000.00 Par Value for CarMax Auto Owner Trust 2021-4 CARMX 2021-4 A3 0.56% 15 Sep 2026 Due On 06/17/24 With Ex Date 06/15/24, CUSIP 14317JAD9	787.16				0.00
June 17, 2024 June 17, 2024	Principal Payment of 787.16 Current Face on 20,000.00 Par Value for CarMax Auto Owner Trust 2021-4 CARMX 2021-4 A3 0.56% 15 Sep 2026 Due On 06/17/24 With Ex Date 06/15/24, CUSIP 14317JAD9	0.00		-787.07		0.09
June 25, 2024 June 25, 2024	Principal Payment of 1 USD on 125,000.00 Par Value for	1,540.95				0.00

**Realized Gains and Losses (continued)**

Trade date Settlement date	Transaction description	Principal amount	Income amount	Cost	Accrued income	Realized G/L
<i>CMBS (continued)</i>						
	Freddie Mac Multifamily Structured Pass Through Certificates FHMS K058 A1 2.34% 25 Jul 2026 Due On 06/25/24 With Ex Date 06/01/24, CUSIP 3137BSP64					
June 25, 2024 June 25, 2024	Principal Payment of 1 USD on 80,000.00 Par Value for Freddie Mac Multifamily Structured Pass Through Certificates FHMS K082 A1 3.92% 25 May 2028 Due On 06/25/24 With Ex Date 06/01/24, CUSIP 3137FJKDO	899.38				0.00
June 25, 2024 June 25, 2024	Principal Payment of 1,540.95 Current Face on 125,000.00 Par Value for Freddie Mac Multifamily Structured Pass Through Certificates FHMS K058 A1 2.34% 25 Jul 2026 Due On 06/25/24 With Ex Date 06/01/24, CUSIP 3137BSP64	0.00		-1,482.40		58.55
June 25, 2024 June 25, 2024	Principal Payment of 899.38 Current Face on 80,000.00 Par Value for Freddie Mac Multifamily Structured Pass Through Certificates FHMS K082 A1 3.92% 25 May 2028 Due On 06/25/24 With Ex Date 06/01/24, CUSIP 3137FJKDO	0.00		-874.66		24.72
<b>Total CMBS</b>		<b>\$11,132.33</b>	<b>\$0.00</b>	<b>-\$11,048.12</b>	<b>\$0.00</b>	<b>\$84.21</b>

**Realized Gains and Losses (continued)**

Trade date Settlement date	Transaction description	Principal amount	Income amount	Cost	Accrued income	Realized G/L
<i>Consumer ABS</i>						
June 17, 2024 June 17, 2024	Principal Payment of 1 USD on 55,000.00 Par Value for Honda Auto Receivables 2022-1 Owner Trust HAROT 2022-1 A3 1.88% 15 May 2026 Due On 06/17/24 With Ex Date 06/15/24, CUSIP 43815BAC4	3,129.71				0.00
June 17, 2024 June 17, 2024	Principal Payment of 1 USD on 50,000.00 Par Value for Carmax Auto Owner Trust 2021-1 CARMX 2021-1 A3 0.34% 15 Dec 2025 Due On 06/17/24 With Ex Date 06/15/24, CUSIP 14316NAC3	1,598.20				0.00
June 17, 2024 June 17, 2024	Principal Payment of 1 USD on 75,000.00 Par Value for Ally Auto Receivables Trust 2022-1 ALLYA 2022-1 A3 3.31% 15 Nov 2026 Due On 06/17/24 With Ex Date 06/15/24, CUSIP 02008JAC0	4,010.54				0.00
June 17, 2024 June 17, 2024	Principal Payment of 1 USD on 65,000.00 Par Value for Hyundai Auto Receivables Trust 2022-A HART 2022-A A3 2.22% 15 Oct 2026 Due On 06/17/24 With Ex Date 06/15/24, CUSIP 448977AD0	3,683.25				0.00
June 17, 2024 June 17, 2024	Principal Payment of 1 USD on 45,000.00 Par Value for Harley-Davidson Motorcycle Trust 2022-A HDMOT 2022-A A3 3.06% 15 Feb 2027 Due On 06/17/24 With Ex Date 06/15/24, CUSIP 41284YAD8	2,313.36				0.00

**Realized Gains and Losses (continued)**

Trade date Settlement date	Transaction description	Principal amount	Income amount	Cost	Accrued income	Realized G/L
<i>Consumer ABS (continued)</i>						
June 17, 2024 June 17, 2024	Principal Payment of 1 USD on 45,000.00 Par Value for John Deere Owner Trust 2022 JDOT 2022-A A3 2.32% 15 Sep 2026 Due On 06/17/24 With Ex Date 06/15/24, CUSIP 47787JAC2	1,692.20				0.00
June 17, 2024 June 17, 2024	Principal Payment of 1 USD on 35,000.00 Par Value for Capital One Prime Auto Receivables Trust 2022-1 COPAR 2022-1 A3 3.17% 15 Apr 2027 Due On 06/17/24 With Ex Date 06/15/24, CUSIP 14043QAC6	1,890.44				0.00
June 17, 2024 June 17, 2024	Principal Payment of 3,129.71 Current Face on 55,000.00 Par Value for Honda Auto Receivables 2022-1 Owner Trust HAROT 2022-1 A3 1.88% 15 May 2026 Due On 06/17/24 With Ex Date 06/15/24, CUSIP 43815BAC4	0.00		-3,129.24		0.47
June 17, 2024 June 17, 2024	Principal Payment of 1,598.20 Current Face on 50,000.00 Par Value for Carmax Auto Owner Trust 2021-1 CARMX 2021-1 A3 0.34% 15 Dec 2025 Due On 06/17/24 With Ex Date 06/15/24, CUSIP 14316NAC3	0.00		-1,597.88		0.32
June 17, 2024 June 17, 2024	Principal Payment of 4,010.54 Current Face on 75,000.00 Par Value for Ally Auto Receivables Trust	0.00		-4,009.76		0.78

**Realized Gains and Losses (continued)**

Trade date Settlement date	Transaction description	Principal amount	Income amount	Cost	Accrued income	Realized G/L
<i>Consumer ABS (continued)</i>						
June 17, 2024 June 17, 2024	2022-1 ALLYA 2022-1 A3 3.31% 15 Nov 2026 Due On 06/17/24 With Ex Date 06/15/24, CUSIP 02008JACO	0.00		-3,683.11		0.14
June 17, 2024 June 17, 2024	Principal Payment of 3,683.25 Current Face on 65,000.00 Par Value for Hyundai Auto Receivables Trust 2022-A HART 2022-A A3 2.22% 15 Oct 2026 Due On 06/17/24 With Ex Date 06/15/24, CUSIP 448977ADO	0.00		-2,312.97		0.39
June 17, 2024 June 17, 2024	Principal Payment of 2,313.36 Current Face on 45,000.00 Par Value for Harley-Davidson Motorcycle Trust 2022-A HDMOT 2022-A A3 3.06% 15 Feb 2027 Due On 06/17/24 With Ex Date 06/15/24, CUSIP 41284YAD8	0.00		-1,691.83		0.37
June 17, 2024 June 17, 2024	Principal Payment of 1,692.20 Current Face on 45,000.00 Par Value for John Deere Owner Trust 2022 JDOT 2022-A A3 2.32% 15 Sep 2026 Due On 06/17/24 With Ex Date 06/15/24, CUSIP 47787JAC2	0.00		-1,890.03		0.41
June 17, 2024 June 17, 2024	Principal Payment of 1,890.44 Current Face on 35,000.00 Par Value for Capital One Prime Auto Receivables Trust 2022-1 COPAR 2022-1 A3 3.17% 15 Apr 2027 Due On 06/17/24	0.00				

**Realized Gains and Losses (continued)**

Trade date Settlement date	Transaction description	Principal amount	Income amount	Cost	Accrued income	Realized G/L
<i>Consumer ABS (continued)</i>						
June 17, 2024 June 17, 2024	With Ex Date 06/15/24, CUSIP 14043QAC6 Principal Payment of 1 USD on 35,000.00 Par Value for CNH Equipment Trust 2022-A CNH 2022-A A3 2.94% 15 Jul 2027 Due On 06/17/24 With Ex Date 06/15/24, CUSIP 12660DAC1	561.89				0.00
June 17, 2024 June 17, 2024	Principal Payment of 561.89 Current Face on 35,000.00 Par Value for CNH Equipment Trust 2022-A CNH 2022-A A3 2.94% 15 Jul 2027 Due On 06/17/24 With Ex Date 06/15/24, CUSIP 12660DAC1	0.00		-561.85		0.04
June 17, 2024 June 17, 2024	Principal Payment of 1 USD on 45,000.00 Par Value for CarMax Auto Owner Trust 2022-2 CARMX 2022-2 A3 3.49% 16 Feb 2027 Due On 06/17/24 With Ex Date 06/15/24, CUSIP 14317HAC5	2,199.99				0.00
June 17, 2024 June 17, 2024	Principal Payment of 2,199.99 Current Face on 45,000.00 Par Value for CarMax Auto Owner Trust 2022-2 CARMX 2022-2 A3 3.49% 16 Feb 2027 Due On 06/17/24 With Ex Date 06/15/24, CUSIP 14317HAC5	0.00		-2,199.66		0.33
June 17, 2024 June 17, 2024	Principal Payment of 1 USD on 30,000.00 Par Value for CarMax Auto Owner Trust 2021-3 CARMX 2021-3 A3 0.55% 15 Jun 2026 Due On	1,158.33				0.00

**Realized Gains and Losses (continued)**

Trade date Settlement date	Transaction description	Principal amount	Income amount	Cost	Accrued income	Realized G/L
<i>Consumer ABS (continued)</i>						
June 17, 2024 June 17, 2024	06/17/24 With Ex Date 06/15/24, CUSIP 14317DAC4 Principal Payment of 1,158.33 Current Face on 30,000.00 Par Value for CarMax Auto Owner Trust 2021-3 CARMX 2021-3 A3 0.55% 15 Jun 2026 Due On 06/17/24 With Ex Date 06/15/24, CUSIP 14317DAC4	0.00		-1,158.14		0.19
June 18, 2024 June 18, 2024	Principal Payment of 1 USD on 20,000.00 Par Value for Honda Auto Receivables 2021-3 Owner Trust HAROT 2021-3 A3 0.41% 18 Nov 2025 Due On 06/18/24 With Ex Date 06/18/24, CUSIP 43815EAC8	837.13				0.00
June 18, 2024 June 18, 2024	Principal Payment of 837.13 Current Face on 20,000.00 Par Value for Honda Auto Receivables 2021-3 Owner Trust HAROT 2021-3 A3 0.41% 18 Nov 2025 Due On 06/18/24 With Ex Date 06/18/24, CUSIP 43815EAC8	0.00		-837.12		0.01
June 21, 2024 June 21, 2024	Principal Payment of 1 USD on 15,000.00 Par Value for Honda Auto Receivables 2021-4 Owner Trust HAROT 2021-4 A3 0.88% 21 Jan 2026 Due On 06/21/24 With Ex Date 06/21/24, CUSIP 43815GAC3	702.51				0.00
June 21, 2024 June 21, 2024	Principal Payment of 702.51 Current Face on 15,000.00	0.00		-702.36		0.15

**Realized Gains and Losses (continued)**

Trade date Settlement date	Transaction description	Principal amount	Income amount	Cost	Accrued income	Realized G/L
<i>Consumer ABS (continued)</i>						
June 25, 2024 June 25, 2024	Par Value for Honda Auto Receivables 2021-4 Owner Trust HAROT 2021-4 A3 0.88% 21 Jan 2026 Due On 06/21/24 With Ex Date 06/21/24, CUSIP 43815GAC3	1,709.99				0.00
June 25, 2024 June 25, 2024	Principal Payment of 1 USD on 30,000.00 Par Value for BMW Vehicle Owner Trust 2022-A BMWOT 2022-A A3 3.21% 25 Aug 2026 Due On 06/25/24 With Ex Date 06/25/24, CUSIP 05602RAD3	0.00		-1,709.90		0.09
<b>Total Consumer ABS</b>		<b>\$25,487.54</b>	<b>\$0.00</b>	<b>-\$25,483.85</b>	<b>\$0.00</b>	<b>\$3.69</b>
<i>Commercial ABS</i>						
June 17, 2024 June 17, 2024	Principal Payment of 1 USD on 15,000.00 Par Value for CNH Equipment Trust 2021-C CNH 2021-C A3 0.81% 15 Dec 2026 Due On 06/17/24 With Ex Date 06/15/24, CUSIP 12598LACO	612.82				0.00
June 17, 2024 June 17, 2024	Principal Payment of 612.82 Current Face on 15,000.00 Par Value for CNH Equipment Trust 2021-C CNH 2021-C A3 0.81% 15 Dec 2026 Due On	0.00		-612.75		0.07

**Realized Gains and Losses (continued)**

Trade date Settlement date	Transaction description	Principal amount	Income amount	Cost	Accrued income	Realized G/L
<i>Commercial ABS (continued)</i>						
	06/17/24 With Ex Date 06/15/24, CUSIP 12598LACO					
<b>Total Commercial ABS</b>		<b>\$612.82</b>	<b>\$0.00</b>	<b>-\$612.75</b>	<b>\$0.00</b>	<b>\$0.07</b>
<b>Total Fixed Income</b>		<b>\$44,514.04</b>	<b>\$0.00</b>	<b>-\$44,504.32</b>	<b>\$0.00</b>	<b>\$9.72</b>
<b>Total Corporate Actions/Income</b>		<b>\$44,514.04</b>	<b>\$0.00</b>	<b>-\$44,504.32</b>	<b>\$0.00</b>	<b>\$9.72</b>
<b>Sales</b>						
<i>Fixed Income</i>						
<i>US Government</i>						
June 4, 2024 June 5, 2024	Sale 210,000.00 Par Value of United States Treasury Note/Bond 3% 15 Jul 2025 @ 97.81% Received Accrued Interest of \$2,457.69, CUSIP 91282CEY3	205,398.05		-209,581.65	2,457.69	-4,183.60
June 12, 2024 June 13, 2024	Sale 35,000.00 Par Value of United States Treasury Note/Bond 3.125% 15 Aug 2025 @ 97.91% Received Accrued Interest of \$357.57, CUSIP 91282CFE6	34,268.55		-34,591.21	357.57	-322.66
<b>Total US Government</b>		<b>\$239,666.60</b>	<b>\$0.00</b>	<b>-\$244,172.86</b>	<b>\$2,815.26</b>	<b>-\$4,506.26</b>
<i>CMBS</i>						
June 4, 2024 June 5, 2024	Sale 90,000.00 Par Value 90,000.00 Current Face of Capital One Multi Asset Execution Trust 2.8% 15 Mar 2027 @97.921875 %	88,129.69		-89,993.21	140.00	-1,863.52

Realized Gains and Losses (continued)

Trade date Settlement date	Transaction description	Principal amount	Income amount	Cost	Accrued income	Realized G/L
<i>CMBS (continued)</i>						
	Received Accrued Interest of \$140.00, CUSIP 14041NFZ9					
<b>Total CMBS</b>		<b>\$88,129.69</b>	<b>\$0.00</b>	<b>-\$89,993.21</b>	<b>\$140.00</b>	<b>-\$1,863.52</b>
<b>Total Fixed Income</b>		<b>\$327,796.29</b>	<b>\$0.00</b>	<b>-\$334,166.07</b>	<b>\$2,955.26</b>	<b>-\$6,369.78</b>
<b>Total Sales</b>		<b>\$327,796.29</b>	<b>\$0.00</b>	<b>-\$334,166.07</b>	<b>\$2,955.26</b>	<b>-\$6,369.78</b>
<b>Cash Sweep Activity</b>						
<i>Cash and Equivalents</i>						
<i>Cash Equivalents</i>						
June 30, 2024	Sweep sales totaling	34,210.31		-34,210.31		0.00
June 30, 2024	-34,210.31 units of Fidelity Government Portfolio for DORALCITYTRANSP - Capital (3 Transactions), CUSIP 316175108					
<b>Total Cash Equivalents</b>		<b>\$34,210.31</b>	<b>\$0.00</b>	<b>-\$34,210.31</b>	<b>\$0.00</b>	<b>\$0.00</b>
<b>Total Cash and Equivalents</b>		<b>\$34,210.31</b>	<b>\$0.00</b>	<b>-\$34,210.31</b>	<b>\$0.00</b>	<b>\$0.00</b>
<b>Total Cash Sweep Activity</b>		<b>\$34,210.31</b>	<b>\$0.00</b>	<b>-\$34,210.31</b>	<b>\$0.00</b>	<b>\$0.00</b>
<b>Total</b>	<b>DORALCITYTRANSP</b>	<b>\$406,520.64</b>	<b>\$0.00</b>	<b>-\$412,880.70</b>	<b>\$2,955.26</b>	<b>-\$6,360.06</b>

**Contributions and Receipts**

Trade Date				
Settlement Date	Transaction Description		Principal amount	Income amount
	<b>DORALCITYTRANSP</b>			
<b>Contributions/Receipts</b>				
<i>Transfers</i>				
June 30, 2024	Aggregate Cash Transfer due to Interest Transfer, Spot Currency USD			2,184.88
June 30, 2024				
<b>Total Transfers</b>			<b>\$0.00</b>	<b>\$2,184.88</b>
<b>Total Contributions/Receipts</b>			<b>\$0.00</b>	<b>\$2,184.88</b>
<b>Total</b>	<b>DORALCITYTRANSP</b>		<b>\$0.00</b>	<b>\$2,184.88</b>

**Distributions and Disbursements**

Trade Date	Transaction Description	Principal amount	Income amount
Settlement Date			
	<b>DORALCITYTRANSP</b>		
<b>Distributions/Disbursements</b>			
<i>Transfers</i>			
June 30, 2024	Aggregate Cash Transfer due to Interest Transfer, Spot Currency USD	-2,184.88	
June 30, 2024			
<b>Total Transfers</b>		<b>-\$2,184.88</b>	<b>\$0.00</b>
<b>Total Distributions/Disbursements</b>		<b>-\$2,184.88</b>	<b>\$0.00</b>
<b>Total</b>	<b>DORALCITYTRANSP</b>	<b>-\$2,184.88</b>	<b>\$0.00</b>

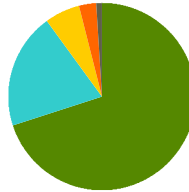
Fees and Expenses

No transactions this period.

## Income Received

### Summary

	Amount	Percent
US Government	25,934.38	70%
Consumer ABS	7,483.87	20%
US Credit	2,340.75	6%
CMBS	993.25	3%
Cash Equivalents	219.80	1%
Commercial ABS	105.22	0%
CMO	96.40	0%
Agency MBS	66.22	0%
<b>Total of your portfolio</b>	<b>\$37,239.89</b>	<b>100%</b>



### Details

#### Trade Date

Settlement Date	Transaction Description	Principal amount	Income amount
-----------------	-------------------------	------------------	---------------

██████████ DORALCITYTRANSP

#### Income Received

##### Dividends

##### Cash and Equivalents

##### Cash Equivalents

June 3, 2024	Daily Rate Income on Fidelity Government Portfolio For Period of 05/01/24 to 05/31/24 Due on		219.80
June 3, 2024	06/03/24, CUSIP 316175108		

<b>Total Cash Equivalents</b>		<b>\$0.00</b>	<b>\$219.80</b>
-------------------------------	--	---------------	-----------------

<b>Total Cash and Equivalents</b>		<b>\$0.00</b>	<b>\$219.80</b>
-----------------------------------	--	---------------	-----------------

<b>Total Dividends</b>		<b>\$0.00</b>	<b>\$219.80</b>
------------------------	--	---------------	-----------------

##### Interest

##### Fixed Income

##### US Government

June 17, 2024	Interest Payment 0.04375 USD United States Treasury Note/Bond 4.375% 15 Dec 2026 For		13,890.63
June 17, 2024	635,000.00 Par Value Due on 06/17/24 With Ex Date 06/15/24, CUSIP 91282CJP7		

**Income Received (continued)**

Trade Date Settlement Date	Transaction Description	Principal amount	Income amount
<b>US Government (continued)</b>			
June 17, 2024	Interest Payment 0.04125 USD United States Treasury Note/Bond 4.125% 15 Jun 2026 For		4,743.75
June 17, 2024	230,000.00 Par Value Due on 06/17/24 With Ex Date 06/15/24, CUSIP 91282CHH7		
June 17, 2024	Interest Payment 0.04 USD United States Treasury Note/Bond 4% 15 Dec 2025 For 365,000.00 Par		7,300.00
June 17, 2024	Value Due on 06/17/24 With Ex Date 06/15/24, CUSIP 91282CGA3		
<b>Total US Government</b>		<b>\$0.00</b>	<b>\$25,934.38</b>
<b>Agency MBS</b>			
June 25, 2024	Interest Payment of 0.03 USD on 16,535.97 Current Face for Fannie Mae Pool FN FM4174 3% 01		41.34
June 25, 2024	Nov 2032 Due On 06/25/24 With Ex Date 06/01/24, CUSIP 3140X7T82		
June 25, 2024	Interest Payment of 0.03 USD on 9,950.34 Current Face for Fannie Mae Pool FN BM4614 3% 01		24.88
June 25, 2024	Mar 2033 Due On 06/25/24 With Ex Date 06/01/24, CUSIP 3140J9DU2		
<b>Total Agency MBS</b>		<b>\$0.00</b>	<b>\$66.22</b>
<b>CMO</b>			
June 20, 2024	Interest Payment of 0.03 USD on 10,804.79 Current Face for Government National Mortgage		27.01
June 20, 2024	Association GNR 2014-H19 HA 3% 20 Sep 2064 Due On 06/20/24 With Ex Date 06/01/24, CUSIP 38375UPV6		
June 20, 2024	Interest Payment of 0.0225 USD on 18,388.80 Current Face for Government National Mortgage		34.48
June 20, 2024	Association GNR 2020-H02 DA 2.25% 20 Dec 2069 Due On 06/20/24 With Ex Date 06/01/24, CUSIP 38380LV67		
June 20, 2024	Interest Payment of 0.025 USD on 16,758.61 Current Face for Government National Mortgage		34.91
June 20, 2024	Association GNR 2019-H12 JA 2.5% 20 Jul 2069 Due On 06/20/24 With Ex Date 06/01/24, CUSIP 38380LXE8		
<b>Total CMO</b>		<b>\$0.00</b>	<b>\$96.40</b>
<b>CMBS</b>			
June 17, 2024	Interest Payment of 0.002583 USD on 24,082.12 Current Face for GM Financial Consumer		62.21
June 17, 2024	Automobile Receivables Trust 2022-2 GMCAR 2022-2 A3 3.1% 16 Feb 2027 Due On 06/17/24 With Ex Date 06/16/24, CUSIP 362585AC5		
June 17, 2024	Interest Payment of 0.00105 USD on 14,663.77 Current Face for GM Financial Consumer		15.40
June 17, 2024	Automobile Receivables Trust 2022-1 GMCAR 2022-1 A3 1.26% 16 Nov 2026 Due On 06/17/24 With Ex Date 06/16/24, CUSIP 380146AC4		
June 17, 2024	Interest Payment of 0.001075 USD on 14,966.47 Current Face for Ford Credit Auto Owner Trust		16.09
June 17, 2024	2022-A FORDO 2022-A A3 1.29% 15 Jun 2026 Due On 06/17/24 With Ex Date 06/15/24, CUSIP 345286AC2		

**Income Received (continued)**

<b>Trade Date</b>			<b>Principal amount</b>	<b>Income amount</b>
<b>Settlement Date</b>	<b>Transaction Description</b>			
<b>CMBS (continued)</b>				
June 17, 2024	Interest Payment of 0.004242 USD on 70,000.00 Current Face for John Deere Owner Trust 2022-C			296.92
June 17, 2024	JDOT 2022-C A3 5.09% 15 Jun 2027 Due On 06/17/24 With Ex Date 06/15/24, CUSIP 47800BAC2			
June 17, 2024	Interest Payment of 0.000467 USD on 9,490.85 Current Face for CarMax Auto Owner Trust 2021-4			4.43
June 17, 2024	CARMX 2021-4 A3 0.56% 15 Sep 2026 Due On 06/17/24 With Ex Date 06/15/24, CUSIP 14317JAD9			
June 17, 2024	Interest Payment of 0.004358 USD on 41,663.56 Current Face for Daimler Trucks Retail Trust			181.58
June 17, 2024	2022-1 DTRT 2022-1 A3 5.23% 17 Feb 2026 Due On 06/17/24 With Ex Date 06/15/24, CUSIP 233869AC0			
June 25, 2024	Interest Payment of 0.001902 USD on 65,000.00 Current Face for Freddie Mac Multifamily			123.61
June 25, 2024	Structured Pass Through Certificates FHMS K736 A2 2.282% 25 Jul 2026 Due On 06/25/24 With Ex Date 06/01/24, CUSIP 3137FNWX4			
June 25, 2024	Interest Payment of 0.00195 USD on 49,791.86 Current Face for Freddie Mac Multifamily			97.09
June 25, 2024	Structured Pass Through Certificates FHMS K058 A1 2.34% 25 Jul 2026 Due On 06/25/24 With Ex Date 06/01/24, CUSIP 3137BSP64			
June 25, 2024	Interest Payment of 0.003267 USD on 59,974.69 Current Face for Freddie Mac Multifamily			195.92
June 25, 2024	Structured Pass Through Certificates FHMS K082 A1 3.92% 25 May 2028 Due On 06/25/24 With Ex Date 06/01/24, CUSIP 3137FJKD0			
<b>Total CMBS</b>			<b>\$0.00</b>	<b>\$993.25</b>
<b>Consumer ABS</b>				
June 17, 2024	Interest Payment of 0.0043 USD on 100,000.00 Current Face for Chase Issuance Trust CHAIT			430.00
June 17, 2024	2023-A1 A 5.16% 15 Sep 2028 Due On 06/17/24 With Ex Date 06/15/24, CUSIP 161571HT4			
June 17, 2024	Interest Payment of 0.0356 USD on 75,000.00 Current Face for Discover Card Execution Note Trust			222.50
June 17, 2024	DCENT 2022-A3 A3 3.56% 15 Jul 2027 Due On 06/17/24 With Ex Date 06/15/24, CUSIP 254683CW3			
June 17, 2024	Interest Payment of 0.0332 USD on 80,000.00 Current Face for Discover Card Execution Note Trust			221.33
June 17, 2024	DCENT 2022-A2 A 3.32% 15 May 2027 Due On 06/17/24 With Ex Date 06/15/24, CUSIP 254683CS2			
June 17, 2024	Interest Payment of 0.004958 USD on 35,000.00 Current Face for Mercedes-Benz Auto Receivables			173.54
June 17, 2024	Trust 2023-2 MBART 2023-2 A3 5.95% 15 Nov 2028 Due On 06/17/24 With Ex Date 06/15/24, CUSIP 58769FAC9			
June 17, 2024	Interest Payment of 0.00405 USD on 60,000.00 Current Face for World Omni Auto Receivables			243.00
June 17, 2024	Trust 2024-A WOART 2024-A A3 4.86% 15 Mar 2029 Due On 06/17/24 With Ex Date 06/15/24, CUSIP 98164RAD8			

**Income Received (continued)**

<b>Trade Date</b>			<b>Principal amount</b>	<b>Income amount</b>
<b>Settlement Date</b>	<b>Transaction Description</b>			
<i>Consumer ABS (continued)</i>				
June 17, 2024	Interest Payment of 0.004342 USD on 100,000.00 Current Face for Mercedes-Benz Auto			434.17
June 17, 2024	Receivables Trust 2022-1 MBART 2022-1 A3 5.21% 16 Aug 2027 Due On 06/17/24 With Ex Date 06/15/24, CUSIP 58768PAC8			
June 17, 2024	Interest Payment of 0.001933 USD on 26,679.38 Current Face for John Deere Owner Trust 2022			51.58
June 17, 2024	JDOT 2022-A A3 2.32% 15 Sep 2026 Due On 06/17/24 With Ex Date 06/15/24, CUSIP 47787JAC2			
June 17, 2024	Interest Payment of 0.000283 USD on 5,454.79 Current Face for Carmax Auto Owner Trust 2021-1			1.55
June 17, 2024	CARMX 2021-1 A3 0.34% 15 Dec 2025 Due On 06/17/24 With Ex Date 06/15/24, CUSIP 14316NAC3			
June 17, 2024	Interest Payment of 0.00245 USD on 30,995.35 Current Face for CNH Equipment Trust 2022-A			75.94
June 17, 2024	CNH 2022-A A3 2.94% 15 Jul 2027 Due On 06/17/24 With Ex Date 06/15/24, CUSIP 12660DAC1			
June 17, 2024	Interest Payment of 0.004942 USD on 25,000.00 Current Face for Nissan Auto Receivables 2023-B			123.54
June 17, 2024	Owner Trust NAROT 2023-B A3 5.93% 15 Mar 2028 Due On 06/17/24 With Ex Date 06/15/24, CUSIP 65480MAD5			
June 17, 2024	Interest Payment of 0.004133 USD on 20,000.00 Current Face for John Deere Owner Trust 2024			82.67
June 17, 2024	JDOT 2024-A A3 4.96% 15 Nov 2028 Due On 06/17/24 With Ex Date 06/15/24, CUSIP 47800RAD5			
June 17, 2024	Interest Payment of 0.003875 USD on 30,000.00 Current Face for Ford Credit Auto Owner Trust			116.25
June 17, 2024	2023-A FORDO 2023-A A3 4.65% 15 Feb 2028 Due On 06/17/24 With Ex Date 06/15/24, CUSIP 344928AD8			
June 17, 2024	Interest Payment of 0.004567 USD on 25,000.00 Current Face for Hyundai Auto Receivables Trust			114.17
June 17, 2024	2023-B HART 2023-B A3 5.48% 17 Apr 2028 Due On 06/17/24 With Ex Date 06/15/24, CUSIP 44933XAD9			
June 17, 2024	Interest Payment of 0.004617 USD on 25,000.00 Current Face for Toyota Auto Receivables 2023-D			115.42
June 17, 2024	Owner Trust TAOT 2023-D A3 5.54% 15 Aug 2028 Due On 06/17/24 With Ex Date 06/15/24, CUSIP 89239FAD4			
June 17, 2024	Interest Payment of 0.004608 USD on 70,000.00 Current Face for Fifth Third Auto Trust 2023-1			322.58
June 17, 2024	FITAT 2023-1 A3 5.53% 15 Aug 2028 Due On 06/17/24 With Ex Date 06/15/24, CUSIP 31680EAD3			
June 17, 2024	Interest Payment of 0.004358 USD on 100,000.00 Current Face for American Express Credit			435.83
June 17, 2024	Account Master Trust AMXCA 2023-3 A 5.3% 15 Sep 2028 Due On 06/17/24 With Ex Date 06/15/24, CUSIP 02582JKD1			
June 17, 2024	Interest Payment of 0.004783 USD on 90,000.00 Current Face for Bank of America Auto Trust			430.50
June 17, 2024	5.74% 15 Jun 2028 Due On 06/17/24 With Ex Date 06/15/24, CUSIP 06054YAC1			

**Income Received (continued)**

<b>Trade Date</b>			<b>Principal amount</b>	<b>Income amount</b>
<b>Settlement Date</b>	<b>Transaction Description</b>			
<i>Consumer ABS (continued)</i>				
June 17, 2024	Interest Payment of 0.004342 USD on 70,000.00 Current Face for Honda Auto Receivables 2024-1			303.92
June 17, 2024	Owner Trust HAROT 2024-1 A3 5.21% 15 Aug 2028 Due On 06/17/24 With Ex Date 06/15/24, CUSIP 437918AC9			
June 17, 2024	Interest Payment of 0.004025 USD on 25,000.00 Current Face for Toyota Auto Receivables 2024-A			100.63
June 17, 2024	Owner Trust TAOT 2024-A A3 4.83% 16 Oct 2028 Due On 06/17/24 With Ex Date 06/15/24, CUSIP 89238DADO			
June 17, 2024	Interest Payment of 0.002642 USD on 30,959.99 Current Face for Capital One Prime Auto			81.79
June 17, 2024	Receivables Trust 2022-1 COPAR 2022-1 A3 3.17% 15 Apr 2027 Due On 06/17/24 With Ex Date 06/15/24, CUSIP 14043QAC6			
June 17, 2024	Interest Payment of 0.001567 USD on 37,185.33 Current Face for Honda Auto Receivables 2022-1			58.26
June 17, 2024	Owner Trust HAROT 2022-1 A3 1.88% 15 May 2026 Due On 06/17/24 With Ex Date 06/15/24, CUSIP 43815BAC4			
June 17, 2024	Interest Payment of 0.003925 USD on 45,000.00 Current Face for Toyota Auto Receivables 2023-B			176.63
June 17, 2024	Owner Trust TAOT 2023-B A3 4.71% 15 Feb 2028 Due On 06/17/24 With Ex Date 06/15/24, CUSIP 891941AD8			
June 17, 2024	Interest Payment of 0.004617 USD on 35,000.00 Current Face for Hyundai Auto Receivables Trust			161.58
June 17, 2024	2023-C HART 2023-C A3 5.54% 16 Oct 2028 Due On 06/17/24 With Ex Date 06/15/24, CUSIP 44918CAD4			
June 17, 2024	Interest Payment of 0.00455 USD on 120,000.00 Current Face for Ally Auto Receivables Trust			546.00
June 17, 2024	2023-1 ALLYA 2023-1 A3 5.46% 15 May 2028 Due On 06/17/24 With Ex Date 06/15/24, CUSIP 02007WAC2			
June 17, 2024	Interest Payment of 0.00465 USD on 80,000.00 Current Face for USAA Auto Owner Trust 2023-A			372.00
June 17, 2024	USAOT 2023-A A3 5.58% 15 May 2028 Due On 06/17/24 With Ex Date 06/15/24, CUSIP 90291VAC4			
June 17, 2024	Interest Payment of 0.002908 USD on 80,000.00 Current Face for Capital One Multi-Asset			232.67
June 17, 2024	Execution Trust COMET 2022-A2 A 3.49% 15 May 2027 Due On 06/17/24 With Ex Date 06/15/24, CUSIP 14041NGA3			
June 17, 2024	Interest Payment of 0.004042 USD on 10,000.00 Current Face for GM Financial Consumer			40.42
June 17, 2024	Automobile Receivables Trust 2024-1 GMCAR 2024-1 A3 4.85% 18 Dec 2028 Due On 06/17/24 With Ex Date 06/16/24, CUSIP 36268GAD7			
June 17, 2024	Interest Payment of 0.00255 USD on 27,229.79 Current Face for Harley-Davidson Motorcycle Trust			69.44
June 17, 2024	2022-A HDMOT 2022-A A3 3.06% 15 Feb 2027 Due On 06/17/24 With Ex Date 06/15/24, CUSIP 41284YAD8			

**Income Received (continued)**

<b>Trade Date</b>	<b>Transaction Description</b>	<b>Principal amount</b>	<b>Income amount</b>
<b>Settlement Date</b>			
<i>Consumer ABS (continued)</i>			
June 17, 2024	Interest Payment of 0.00445 USD on 90,000.00 Current Face for Carmax Auto Owner Trust 2022-4		400.50
June 17, 2024	CARMX 2022-4 A3 5.34% 16 Aug 2027 Due On 06/17/24 With Ex Date 06/15/24, CUSIP 14318UAD3		
June 17, 2024	Interest Payment of 0.00185 USD on 44,538.54 Current Face for Hyundai Auto Receivables Trust		82.40
June 17, 2024	2022-A HART 2022-A A3 2.22% 15 Oct 2026 Due On 06/17/24 With Ex Date 06/15/24, CUSIP 448977ADO		
June 17, 2024	Interest Payment of 0.00305 USD on 35,000.00 Current Face for Capital One Prime Auto		106.75
June 17, 2024	Receivables Trust 2022-2 COPAR 2022-2 A3 3.66% 17 May 2027 Due On 06/17/24 With Ex Date 06/15/24, CUSIP 14043GAD6		
June 17, 2024	Interest Payment of 0.004608 USD on 45,000.00 Current Face for Bank of America Auto Trust		207.37
June 17, 2024	2023-1 BAAT 2023-1A A3 5.53% 15 Feb 2028 Due On 06/17/24 With Ex Date 06/15/24, CUSIP 06428AAC2		
June 17, 2024	Interest Payment of 0.003133 USD on 25,000.00 Current Face for Toyota Auto Receivables 2022-C		78.33
June 17, 2024	Owner Trust TAOT 2022-C A3 3.76% 15 Apr 2027 Due On 06/17/24 With Ex Date 06/15/24, CUSIP 89231CAD9		
June 17, 2024	Interest Payment of 0.004108 USD on 40,000.00 Current Face for Honda Auto Receivables 2023-2		164.33
June 17, 2024	Owner Trust HAROT 2023-2 A3 4.93% 15 Nov 2027 Due On 06/17/24 With Ex Date 06/15/24, CUSIP 437927AC0		
June 17, 2024	Interest Payment of 0.003725 USD on 30,000.00 Current Face for GM Financial Consumer		111.75
June 17, 2024	Automobile Receivables Trust 2023-2 GMCAR 2023-2 A3 4.47% 16 Feb 2028 Due On 06/17/24 With Ex Date 06/16/24, CUSIP 362583AD8		
June 17, 2024	Interest Payment of 0.002758 USD on 50,648.90 Current Face for Ally Auto Receivables Trust		139.71
June 17, 2024	2022-1 ALLYA 2022-1 A3 3.31% 15 Nov 2026 Due On 06/17/24 With Ex Date 06/15/24, CUSIP 02008JAC0		
June 17, 2024	Interest Payment of 0.000458 USD on 11,596.55 Current Face for CarMax Auto Owner Trust		5.32
June 17, 2024	2021-3 CARMX 2021-3 A3 0.55% 15 Jun 2026 Due On 06/17/24 With Ex Date 06/15/24, CUSIP 14317DAC4		
June 17, 2024	Interest Payment of 0.002908 USD on 32,853.25 Current Face for CarMax Auto Owner Trust		95.55
June 17, 2024	2022-2 CARMX 2022-2 A3 3.49% 16 Feb 2027 Due On 06/17/24 With Ex Date 06/15/24, CUSIP 14317HAC5		
June 18, 2024	Interest Payment of 0.000342 USD on 5,790.05 Current Face for Honda Auto Receivables 2021-3		1.98
June 18, 2024	Owner Trust HAROT 2021-3 A3 0.41% 18 Nov 2025 Due On 06/18/24 With Ex Date 06/18/24, CUSIP 43815EAC8		

**Income Received (continued)**

<b>Trade Date</b>			<b>Principal amount</b>	<b>Income amount</b>
<b>Settlement Date</b>	<b>Transaction Description</b>			
<b>Consumer ABS (continued)</b>				
June 21, 2024	Interest Payment of 0.000733 USD on 6,696.12 Current Face for Honda Auto Receivables 2021-4			4.91
June 21, 2024	Owner Trust HAROT 2021-4 A3 0.88% 21 Jan 2026 Due On 06/21/24 With Ex Date 06/21/24, CUSIP 43815GAC3			
June 21, 2024	Interest Payment of 0.004725 USD on 20,000.00 Current Face for Honda Auto Receivables 2023-4			94.50
June 21, 2024	Owner Trust HAROT 2023-4 A3 5.67% 21 Jun 2028 Due On 06/21/24 With Ex Date 06/21/24, CUSIP 438123AC5			
June 25, 2024	Interest Payment of 0.002675 USD on 20,376.52 Current Face for BMW Vehicle Owner Trust			54.51
June 25, 2024	2022-A BMWOT 2022-A A3 3.21% 25 Aug 2026 Due On 06/25/24 With Ex Date 06/25/24, CUSIP 05602RAD3			
June 25, 2024	Interest Payment of 0.004558 USD on 20,000.00 Current Face for BMW Vehicle Owner Trust			91.17
June 25, 2024	2023-A BMWOT 2023-A A3 5.47% 25 Feb 2028 Due On 06/25/24 With Ex Date 06/25/24, CUSIP 05592XAD2			
June 25, 2024	Interest Payment of 0.004275 USD on 25,000.00 Current Face for Chase Auto Owner Trust 2024-1			106.88
June 25, 2024	CHAOT 2024-1A A3 5.13% 25 May 2029 Due On 06/25/24 With Ex Date 06/25/24, CUSIP 16144BAC2			
<b>Total Consumer ABS</b>			<b>\$0.00</b>	<b>\$7,483.87</b>
<b>Commercial ABS</b>				
June 17, 2024	Interest Payment of 0.003975 USD on 25,000.00 Current Face for CNH Equipment Trust 4.77% 15			99.38
June 17, 2024	Jun 2029 Due On 06/17/24 With Ex Date 06/15/24, CUSIP 18978FAC0			
June 17, 2024	Interest Payment of 0.000675 USD on 8,645.71 Current Face for CNH Equipment Trust 2021-C			5.84
June 17, 2024	CNH 2021-C A3 0.81% 15 Dec 2026 Due On 06/17/24 With Ex Date 06/15/24, CUSIP 12598LAC0			
<b>Total Commercial ABS</b>			<b>\$0.00</b>	<b>\$105.22</b>
<b>US Credit</b>				
June 5, 2024	Interest Payment 0.047 USD Linde Inc 4.7% 05 Dec 2025 For 85,000.00 Par Value Due on			1,997.50
June 5, 2024	06/05/24 With Ex Date 06/05/24, CUSIP 53522KAB9			
June 6, 2024	Interest Payment 0.034 USD John Deere Capital Corp 3.4% 06 Jun 2025 For 15,000.00 Par Value			255.00
June 6, 2024	Due on 06/06/24 With Ex Date 06/06/24, CUSIP 24422EWF2			

## Income Received (continued)

Trade Date				
Settlement Date	Transaction Description		Principal amount	Income amount
<i>US Credit (continued)</i>				
June 17, 2024	Interest Payment of 0.002942 USD on 30,000.00 Current Face for BA Credit Card Trust BACCT			88.25
June 17, 2024	2022-A1 A1 3.53% 15 Nov 2027 Due On 06/17/24 With Ex Date 06/15/24, CUSIP 05522RDE5			
<b>Total US Credit</b>			<b>\$0.00</b>	<b>\$2,340.75</b>
<b>Total Fixed Income</b>			<b>\$0.00</b>	<b>\$37,020.09</b>
<b>Total Interest</b>			<b>\$0.00</b>	<b>\$37,020.09</b>
<b>Total Income Received</b>			<b>\$0.00</b>	<b>\$37,239.89</b>
<b>Total</b>	<b>DORALCITYTRANSP</b>		<b>\$0.00</b>	<b>\$37,239.89</b>

Other Income and Capital Gain Distributions

No transactions this period.

**Security Transactions**

Trade Date Settlement Date	Transaction Description	Principal amount	Income amount	Cost	Accrued Income	Realized G/L
<b>DORALCITYTRANSP</b>						
<b>Security Transactions</b>						
<i>Adjustments</i>						
June 17, 2024 June 17, 2024	Adjustment - Amortized Premium Current Year of United States Treasury Note/Bond 4.375% 15 Dec 2026 - Adjustment Amount of \$690.02, Federal Cost \$690.02, State Cost \$690.02, CUSIP 91282CJP7	0.00		-690.02		0.00
June 20, 2024 June 20, 2024	Adjustment - Amortized Premium Current Year of Government National Mortgage Association GNR 2019-H12 JA 2.5% 20 Jul 2069 - Adjustment Amount of \$0.50, Federal Cost \$0.50, State Cost \$0.50, CUSIP 38380LXE8	0.00		-0.50		0.00
June 20, 2024 June 20, 2024	Adjustment - Amortized Premium Current Year of Government National Mortgage Association GNR 2020-H02 DA 2.25% 20 Dec 2069 - Adjustment Amount of \$1.11, Federal Cost \$1.11, State Cost \$1.11, CUSIP 38380LV67	0.00		-1.11		0.00
June 25, 2024 June 25, 2024	Adjustment - Amortized Premium Current Year of Fannie Mae Pool FN BM4614 3% 01 Mar 2033 - Adjustment Amount of \$6.30, Federal Cost \$6.30, State Cost \$6.30, CUSIP 3140J9DU2	0.00		-6.30		0.00
June 25, 2024 June 25, 2024	Adjustment - Amortized Premium Current Year of	0.00		-6.87		0.00

Security Transactions (continued)

Trade Date Settlement Date	Transaction Description	Principal amount	Income amount	Cost	Accrued Income	Realized G/L
<i>Adjustments (continued)</i>						
	Fannie Mae Pool FN FM4174 3% 01 Nov 2032 - Adjustment Amount of \$6.87, Federal Cost \$6.87, State Cost \$6.87, CUSIP 3140X7T82					
June 25, 2024 June 25, 2024	Adjustment - Accreted Market Discount Current Year of Freddie Mac Multifamily Structured Pass Through Certificates FHMS K058 A1 2.34% 25 Jul 2026 - Adjustment Amount of \$20.42, Federal Cost \$20.42, State Cost \$20.42, CUSIP 3137BSP64	0.00		20.42		0.00
June 25, 2024 June 25, 2024	Adjustment - Accreted Market Discount Current Year of Freddie Mac Multifamily Structured Pass Through Certificates FHMS K082 A1 3.92% 25 May 2028 - Adjustment Amount of \$4.65, Federal Cost \$4.65, State Cost \$4.65, CUSIP 3137FJKD0	0.00		4.65		0.00
<b>Total Adjustments</b>		<b>\$0.00</b>	<b>\$0.00</b>	<b>-\$679.73</b>	<b>\$0.00</b>	<b>\$0.00</b>
<b>Total Security Transactions</b>		<b>\$0.00</b>	<b>\$0.00</b>	<b>-\$679.73</b>	<b>\$0.00</b>	<b>\$0.00</b>
<b>Total</b>	<b>DORALCITYTRANSP</b>	<b>\$0.00</b>	<b>\$0.00</b>	<b>-\$679.73</b>	<b>\$0.00</b>	<b>\$0.00</b>

**Income Accrual on June 30, 2024**

	Number of shares	Ex date Pay date	Annual rate	Beginning Accrual	Income Earned	Income Received	Ending Accrual
<b>Cash and Equivalents</b>							
<i>Cash Equivalents</i>							
Fidelity Government Portfolio (CUSIP:316175108)	95,328.34		5.29%	219.80	345.78	219.80	345.78
<b>Total Cash Equivalents</b>				<b>\$219.80</b>	<b>\$345.78</b>	<b>\$219.80</b>	<b>\$345.78</b>
<i>Accrued Income</i>							
Ending Accrual (Firm Defined Security ID:TOTALACCR)	0.00			0.00	0.00	0.00	0.00
<b>Total Accrued Income</b>				<b>\$0.00</b>	<b>\$0.00</b>	<b>\$0.00</b>	<b>\$0.00</b>
<b>Total Cash and Equivalents</b>				<b>\$219.80</b>	<b>\$345.78</b>	<b>\$219.80</b>	<b>\$345.78</b>
<b>Fixed Income</b>							
<i>US Government</i>							
United States Treasury Note/Bond 3.125% 15 Aug 2025 (CUSIP:91282CFE6)	265,000.00		3.19%	2,755.84	718.58	357.57	3,116.85
United States Treasury Note/Bond 3% 15 Jul 2025 (CUSIP:91282CEY3)	0.00			2,388.46	69.23	2,457.69	0.00
United States Treasury Note/Bond 3.625% 15 May 2026 (CUSIP:91282CHB0)	535,000.00		3.70%	895.91	1,581.01	0.00	2,476.92
United States Treasury Note/Bond 3.75% 15 Apr 2026 (CUSIP:91282CGV7)	585,000.00		3.82%	2,817.11	1,798.15	0.00	4,615.26
United States Treasury Note/Bond 3.875% 15 Jan 2026 (CUSIP:91282CGE5)	370,000.00		3.93%	5,435.64	1,181.67	0.00	6,617.31
United States Treasury Note/Bond 4.125% 15 Feb 2027 (CUSIP:91282CKA8)	355,000.00		4.17%	4,304.62	1,206.90	0.00	5,511.52
United States Treasury Note/Bond 4.125% 15 Jun 2026 (CUSIP:91282CHH7)	230,000.00	06/15/24 06/17/24	4.17%	4,380.84	777.66	4,743.75	414.75

## Income Accrual on June 30, 2024 (continued)

	Number of shares	Ex date Pay date	Annual rate	Beginning Accrual	Income Earned	Income Received	Ending Accrual
<i>US Government (continued)</i>							
United States Treasury Note/Bond 4% 15 Dec 2025 (CUSIP:91282CGA3)	365,000.00	06/15/24 06/17/24	4.05%	6,741.53	1,196.72	7,300.00	638.25
United States Treasury Note/Bond 4% 15 Feb 2026 (CUSIP:91282CGL9)	505,000.00		4.05%	5,937.91	1,664.84	0.00	7,602.75
United States Treasury Note/Bond 4% 15 Jan 2027 (CUSIP:91282CJT9)	405,000.00		4.06%	6,141.76	1,335.16	0.00	7,476.92
United States Treasury Note/Bond 4.25% 15 Mar 2027 (CUSIP:91282CKE0)	220,000.00		4.28%	1,981.79	762.23	0.00	2,744.02
United States Treasury Note/Bond 4.25% 15 Oct 2025 (CUSIP:91282CFP1)	350,000.00		4.29%	1,910.18	1,219.26	0.00	3,129.44
United States Treasury Note/Bond 4.375% 15 Aug 2026 (CUSIP:91282CHU8)	275,000.00		4.40%	3,536.66	991.59	0.00	4,528.25
United States Treasury Note/Bond 4.375% 15 Dec 2026 (CUSIP:91282CJP7)	635,000.00	06/15/24 06/17/24	4.40%	12,827.95	2,277.16	13,890.63	1,214.48
United States Treasury Note/Bond 4.5% 15 Apr 2027 (CUSIP:91282CKJ9)	360,000.00		4.51%	2,080.33	1,327.87	0.00	3,408.20
United States Treasury Note/Bond 4.5% 15 Jul 2026 (CUSIP:91282CHM6)	455,000.00		4.52%	7,762.50	1,687.50	0.00	9,450.00
United States Treasury Note/Bond 4.5% 15 May 2027 (CUSIP:91282CKR1)	300,000.00		4.51%	0.00	953.80	-770.38	1,724.18
United States Treasury Note/Bond 4.5% 15 Nov 2025 (CUSIP:91282CFW6)	340,000.00		4.53%	706.79	1,247.29	0.00	1,954.08
United States Treasury Note/Bond 4.625% 15 Nov 2026 (CUSIP:91282CJK8)	385,000.00		4.63%	822.57	1,451.60	0.00	2,274.17
United States Treasury Note/Bond 4.625% 15 Oct 2026 (CUSIP:91282CJC6)	90,000.00		4.63%	534.53	341.19	0.00	875.72

**Income Accrual on June 30, 2024 (continued)**

	Number of shares	Ex date Pay date	Annual rate	Beginning Accrual	Income Earned	Income Received	Ending Accrual
<b>US Government (continued)</b>							
United States Treasury Note/Bond 4.625% 15 Sep 2026 (CUSIP:91282CHY0)	80,000.00		4.63%	784.24	301.63	0.00	1,085.87
<b>Total US Government</b>				<b>\$74,747.16</b>	<b>\$24,091.04</b>	<b>\$27,979.26</b>	<b>\$70,858.94</b>
<b>Agency MBS</b>							
Fannie Mae Pool FN BM4614 3% 01 Mar 2033 (CUSIP:3140J9DU2)	9,767.94	06/01/24 06/25/24	3.17%	24.88	24.42	24.88	24.42
Fannie Mae Pool FN FM4174 3% 01 Nov 2032 (CUSIP:3140X7T82)	15,929.97	06/01/24 06/25/24	3.11%	41.34	39.82	41.34	39.82
<b>Total Agency MBS</b>				<b>\$66.22</b>	<b>\$64.24</b>	<b>\$66.22</b>	<b>\$64.24</b>
<b>CMO</b>							
Government National Mortgage Association GNR 2014-H19 HA 3% 20 Sep 2064 (CUSIP:38375UPV6)	7,085.05	06/01/24 06/20/24	3.07%	27.01	17.71	27.01	17.71
Government National Mortgage Association GNR 2019-H12 JA 2.5% 20 Jul 2069 (CUSIP:38380LXE8)	14,672.52	06/01/24 06/20/24	2.57%	34.91	30.57	34.91	30.57
Government National Mortgage Association GNR 2020-H02 DA 2.25% 20 Dec 2069 (CUSIP:38380LV67)	17,701.68	06/01/24 06/20/24	2.33%	34.48	33.19	34.48	33.19
<b>Total CMO</b>				<b>\$96.40</b>	<b>\$81.47</b>	<b>\$96.40</b>	<b>\$81.47</b>
<b>CMBS</b>							
Capital One Multi Asset Execution Trust 2.8% 15 Mar 2027 (CUSIP:14041NFZ9)	0.00			112.00	28.00	140.00	0.00
CarMax Auto Owner Trust 2021-4 CARMX 2021-4 A3 0.56% 15 Sep 2026 (CUSIP:14317JAD9)	8,703.69	06/15/24 06/17/24	0.58%	2.36	4.24	4.43	2.17
Daimler Trucks Retail Trust 2022-1 DTRT 2022-1 A3 5.23% 17 Feb 2026 (CUSIP:233869AC0)	38,037.89	06/15/24 06/17/24	5.24%	96.84	173.16	181.58	88.42

Income Accrual on June 30, 2024 (continued)

	Number of shares	Ex date Pay date	Annual rate	Beginning Accrual	Income Earned	Income Received	Ending Accrual
<i>CMBS (continued)</i>							
Ford Credit Auto Owner Trust 2022-A FORDO 2022-A A3 1.29% 15 Jun 2026 (CUSIP:345286AC2)	13,541.69	06/15/24 06/17/24	1.32%	8.58	15.27	16.09	7.76
Freddie Mac Multifamily Structured Pass Through Certificates FHMS K058 A1 2.34% 25 Jul 2026 (CUSIP:3137BSP64)	48,250.91	06/01/24 06/25/24	2.43%	97.09	94.09	97.09	94.09
Freddie Mac Multifamily Structured Pass Through Certificates FHMS K082 A1 3.92% 25 May 2028 (CUSIP:3137FJKD0)	59,075.31	06/01/24 06/25/24	4.01%	195.92	192.98	195.92	192.98
Freddie Mac Multifamily Structured Pass Through Certificates FHMS K736 A2 2.282% 25 Jul 2026 (CUSIP:3137FNWX4)	65,000.00	06/01/24 06/25/24	2.40%	123.61	123.61	123.61	123.61
GM Financial Consumer Automobile Receivables Trust 2022-1 GMCAR 2022-1 A3 1.26% 16 Nov 2026 (CUSIP:380146AC4)	13,395.37	06/16/24 06/17/24	1.29%	7.70	14.73	15.40	7.03
GM Financial Consumer Automobile Receivables Trust 2022-2 GMCAR 2022-2 A3 3.1% 16 Feb 2027 (CUSIP:362585AC5)	22,496.13	06/16/24 06/17/24	3.15%	31.11	60.16	62.21	29.06
John Deere Owner Trust 2022-C JDOT 2022-C A3 5.09% 15 Jun 2027 (CUSIP:47800BAC2)	70,000.00	06/15/24 06/17/24	5.11%	158.36	296.92	296.92	158.36
John Deere Owner Trust 2024-B JDOT 2024-B A3 5.2% 15 Mar 2029 (CUSIP:47786WAD2)	40,000.00		5.18%	0.00	75.11	0.00	75.11
<b>Total CMBS</b>				<b>\$833.57</b>	<b>\$1,078.27</b>	<b>\$1,133.25</b>	<b>\$778.59</b>

**Income Accrual on June 30, 2024 (continued)**

	Number of shares	Ex date Pay date	Annual rate	Beginning Accrual	Income Earned	Income Received	Ending Accrual
<b>Consumer ABS</b>							
Ally Auto Receivables Trust 2022-1 ALLYA 2022-1 A3 3.31% 15 Nov 2026 (CUSIP:02008JACO)	46,638.36	06/15/24 06/17/24	3.35%	74.51	133.81	139.71	68.61
Ally Auto Receivables Trust 2023-1 ALLYA 2023-1 A3 5.46% 15 May 2028 (CUSIP:02007WAC2)	120,000.00	06/15/24 06/17/24	5.45%	291.20	546.00	546.00	291.20
American Express Credit Account Master Trust AMXCA 2023-3 A 5.3% 15 Sep 2028 (CUSIP:02582JKD1)	100,000.00	06/15/24 06/17/24	5.21%	232.44	435.83	435.83	232.44
Bank of America Auto Trust 2023-1 BAAT 2023-1A A3 5.53% 15 Feb 2028 (CUSIP:06428AAC2)	45,000.00	06/15/24 06/17/24	5.52%	110.60	207.37	207.37	110.60
Bank of America Auto Trust 5.74% 15 Jun 2028 (CUSIP:06054YAC1)	90,000.00	06/15/24 06/17/24	5.70%	229.60	430.50	430.50	229.60
BMW Vehicle Owner Trust 2022-A BMWOT 2022-A A3 3.21% 25 Aug 2026 (CUSIP:05602RAD3)	18,666.53	06/25/24 06/25/24	3.25%	10.90	53.60	54.51	9.99
BMW Vehicle Owner Trust 2023-A BMWOT 2023-A A3 5.47% 25 Feb 2028 (CUSIP:05592XAD2)	20,000.00	06/25/24 06/25/24	5.45%	18.23	91.17	91.17	18.23
Capital One Multi-Asset Execution Trust COMET 2022-A2 A 3.49% 15 May 2027 (CUSIP:14041NGA3)	80,000.00	06/15/24 06/17/24	3.55%	124.09	232.67	232.67	124.09
Capital One Prime Auto Receivables Trust 2022-1 COPAR 2022-1 A3 3.17% 15 Apr 2027 (CUSIP:14043QAC6)	29,069.55	06/15/24 06/17/24	3.23%	43.62	79.13	81.79	40.96
Capital One Prime Auto Receivables Trust 2022-2 COPAR 2022-2 A3 3.66% 17 May 2027 (CUSIP:14043GAD6)	35,000.00	06/15/24 06/17/24	3.72%	56.93	106.75	106.75	56.93
Carmax Auto Owner Trust 2021-1 CARMX 2021-1 A3 0.34% 15 Dec 2025 (CUSIP:14316NAC3)	3,856.59	06/15/24 06/17/24	0.34%	0.82	1.31	1.55	0.58

Income Accrual on June 30, 2024 (continued)

	Number of shares	Ex date Pay date	Annual rate	Beginning Accrual	Income Earned	Income Received	Ending Accrual
<i>Consumer ABS (continued)</i>							
CarMax Auto Owner Trust 2021-3 CARMX 2021-3 A3 0.55% 15 Jun 2026 (CUSIP:14317DAC4)	10,438.22	06/15/24 06/17/24	0.56%	2.83	5.04	5.32	2.55
CarMax Auto Owner Trust 2022-2 CARMX 2022-2 A3 3.49% 16 Feb 2027 (CUSIP:14317HAC5)	30,653.26	06/15/24 06/17/24	3.54%	50.96	92.14	95.55	47.55
CarMax Auto Owner Trust 2022-4 CARMX 2022-4 A3 5.34% 16 Aug 2027 (CUSIP:14318UAD3)	90,000.00	06/15/24 06/17/24	5.35%	213.60	400.50	400.50	213.60
Chase Auto Owner Trust 2024-1 CHAOT 2024-1A A3 5.13% 25 May 2029 (CUSIP:16144BAC2)	25,000.00	06/25/24 06/25/24	5.13%	21.38	106.88	106.88	21.38
Chase Issuance Trust CHAIT 2023-A1 A 5.16% 15 Sep 2028 (CUSIP:161571HT4)	100,000.00	06/15/24 06/17/24	5.15%	229.33	430.00	430.00	229.33
CNH Equipment Trust 2022-A CNH 2022-A A3 2.94% 15 Jul 2027 (CUSIP:12660DAC1)	30,433.46	06/15/24 06/17/24	3.00%	40.50	75.21	75.94	39.77
Discover Card Execution Note Trust DCENT 2022-A2 A 3.32% 15 May 2027 (CUSIP:254683CS2)	80,000.00	06/15/24 06/17/24	3.38%	118.04	221.33	221.33	118.04
Discover Card Execution Note Trust DCENT 2022-A3 A3 3.56% 15 Jul 2027 (CUSIP:254683CW3)	75,000.00	06/15/24 06/17/24	3.63%	118.67	222.50	222.50	118.67
Fifth Third Auto Trust 2023-1 FITAT 2023-1 A3 5.53% 15 Aug 2028 (CUSIP:31680EAD3)	70,000.00	06/15/24 06/17/24	5.52%	172.04	322.58	322.58	172.04
Ford Credit Auto Owner Trust 2023-A FORDO 2023-A A3 4.65% 15 Feb 2028 (CUSIP:344928AD8)	30,000.00	06/15/24 06/17/24	4.69%	62.00	116.25	116.25	62.00

**Income Accrual on June 30, 2024 (continued)**

	Number of shares	Ex date Pay date	Annual rate	Beginning Accrual	Income Earned	Income Received	Ending Accrual
<i>Consumer ABS (continued)</i>							
GM Financial Consumer Automobile Receivables Trust 2023-2 GMCAR 2023-2 A3 4.47% 16 Feb 2028 (CUSIP:362583AD8)	30,000.00	06/16/24 06/17/24	4.52%	55.88	111.75	111.75	55.88
GM Financial Consumer Automobile Receivables Trust 2024-1 GMCAR 2024-1 A3 4.85% 18 Dec 2028 (CUSIP:36268GAD7)	10,000.00	06/16/24 06/17/24	4.88%	20.21	40.42	40.42	20.21
Harley-Davidson Motorcycle Trust 2022-A HDMOT 2022-A A3 3.06% 15 Feb 2027 (CUSIP:41284YAD8)	24,916.43	06/15/24 06/17/24	3.10%	37.03	66.30	69.44	33.89
Honda Auto Receivables 2021-3 Owner Trust HAROT 2021-3 A3 0.41% 18 Nov 2025 (CUSIP:43815EAC8)	4,952.92	06/18/24 06/18/24	0.42%	0.86	1.85	1.98	0.73
Honda Auto Receivables 2021-4 Owner Trust HAROT 2021-4 A3 0.88% 21 Jan 2026 (CUSIP:43815GAC3)	5,993.61	06/21/24 06/21/24	0.90%	1.64	4.74	4.91	1.47
Honda Auto Receivables 2022-1 Owner Trust HAROT 2022-1 A3 1.88% 15 May 2026 (CUSIP:43815BAC4)	34,055.62	06/15/24 06/17/24	0.00%	0.00	58.26	58.26	0.00
Honda Auto Receivables 2023-2 Owner Trust HAROT 2023-2 A3 4.93% 15 Nov 2027 (CUSIP:437927AC0)	40,000.00	06/15/24 06/17/24	4.96%	87.64	164.33	164.33	87.64
Honda Auto Receivables 2023-4 Owner Trust HAROT 2023-4 A3 5.67% 21 Jun 2028 (CUSIP:438123AC5)	20,000.00	06/21/24 06/21/24	5.62%	31.50	94.50	94.50	31.50
Honda Auto Receivables 2024-1 Owner Trust HAROT 2024-1 A3 5.21% 15 Aug 2028 (CUSIP:437918AC9)	70,000.00	06/15/24 06/17/24	5.21%	162.09	303.92	303.92	162.09
Hyundai Auto Receivables Trust 2022-A HART 2022-A A3 2.22% 15 Oct 2026 (CUSIP:448977AD0)	40,855.29	06/15/24 06/17/24	2.26%	43.94	78.77	82.40	40.31

Income Accrual on June 30, 2024 (continued)

	Number of shares	Ex date Pay date	Annual rate	Beginning Accrual	Income Earned	Income Received	Ending Accrual
<i>Consumer ABS (continued)</i>							
Hyundai Auto Receivables Trust 2023-B HART 2023-B A3 5.48% 17 Apr 2028 (CUSIP:44933XAD9)	25,000.00	06/15/24 06/17/24	5.46%	60.89	114.17	114.17	60.89
Hyundai Auto Receivables Trust 2023-C HART 2023-C A3 5.54% 16 Oct 2028 (CUSIP:44918CAD4)	35,000.00	06/15/24 06/17/24	5.51%	86.18	161.58	161.58	86.18
John Deere Owner Trust 2022 JDOT 2022-A A3 2.32% 15 Sep 2026 (CUSIP:47787JAC2)	24,987.18	06/15/24 06/17/24	2.37%	27.51	49.83	51.58	25.76
John Deere Owner Trust 2024 JDOT 2024-A A3 4.96% 15 Nov 2028 (CUSIP:47800RAD5)	20,000.00	06/15/24 06/17/24	4.98%	44.09	82.67	82.67	44.09
Mercedes-Benz Auto Receivables Trust 2022-1 MBART 2022-1 A3 5.21% 16 Aug 2027 (CUSIP:58768PAC8)	100,000.00	06/15/24 06/17/24	5.22%	231.56	434.17	434.17	231.56
Mercedes-Benz Auto Receivables Trust 2023-2 MBART 2023-2 A3 5.95% 15 Nov 2028 (CUSIP:58769FAC9)	35,000.00	06/15/24 06/17/24	5.87%	92.56	173.54	173.54	92.56
Nissan Auto Receivables 2023-B Owner Trust NAROT 2023-B A3 5.93% 15 Mar 2028 (CUSIP:65480MAD5)	25,000.00	06/15/24 06/17/24	5.88%	65.89	123.54	123.54	65.89
Toyota Auto Receivables 2022-C Owner Trust TAOT 2022-C A3 3.76% 15 Apr 2027 (CUSIP:89231CAD9)	25,000.00	06/15/24 06/17/24	3.81%	41.78	78.33	78.33	41.78
Toyota Auto Receivables 2023-B Owner Trust TAOT 2023-B A3 4.71% 15 Feb 2028 (CUSIP:891941AD8)	45,000.00	06/15/24 06/17/24	4.76%	94.20	176.63	176.63	94.20
Toyota Auto Receivables 2023-D Owner Trust TAOT 2023-D A3 5.54% 15 Aug 2028 (CUSIP:89239FAD4)	25,000.00	06/15/24 06/17/24	5.85%	65.44	115.42	115.42	65.44
Toyota Auto Receivables 2024-A Owner Trust TAOT 2024-A A3 4.83% 16 Oct 2028 (CUSIP:89238DAD0)	25,000.00	06/15/24 06/17/24	4.86%	53.67	100.63	100.63	53.67

**Income Accrual on June 30, 2024 (continued)**

	Number of shares	Ex date Pay date	Annual rate	Beginning Accrual	Income Earned	Income Received	Ending Accrual
<b>Consumer ABS (continued)</b>							
USAA Auto Owner Trust 2023-A USAOT 2023-A A3 5.58% 15 May 2028 (CUSIP:90291VAC4)	80,000.00	06/15/24 06/17/24	5.57%	198.40	372.00	372.00	198.40
World Omni Auto Receivables Trust 2024-A WOART 2024-A A3 4.86% 15 Mar 2029 (CUSIP:98164RAD8)	60,000.00	06/15/24 06/17/24	4.88%	129.60	243.00	243.00	129.60
<b>Total Consumer ABS</b>				<b>\$3,854.85</b>	<b>\$7,460.92</b>	<b>\$7,483.87</b>	<b>\$3,831.90</b>
<b>Commercial ABS</b>							
CNH Equipment Trust 2021-C CNH 2021-C A3 0.81% 15 Dec 2026 (CUSIP:12598LACO)	8,032.89	06/15/24 06/17/24	0.83%	3.11	5.62	5.84	2.89
CNH Equipment Trust 4.77% 15 Jun 2029 (CUSIP:18978FACO)	25,000.00	06/15/24 06/17/24	4.80%	53.00	99.38	99.38	53.00
<b>Total Commercial ABS</b>				<b>\$56.11</b>	<b>\$105.00</b>	<b>\$105.22</b>	<b>\$55.89</b>
<b>US Credit</b>							
3M Co 2% 14 Feb 2025 (CUSIP:88579YBH3)	35,000.00		2.04%	208.06	58.33	0.00	266.39
Adobe Inc 4.85% 04 Apr 2027 (CUSIP:00724PAE9)	35,000.00		4.85%	268.77	141.46	0.00	410.23
American Honda Finance Corp 5.25% 07 Jul 2026 (CUSIP:02665WEK3)	85,000.00		5.24%	1,785.00	371.88	0.00	2,156.88
AstraZeneca Finance LLC 4.8 26 Feb 2027 (CUSIP:04636NAK9)	40,000.00		4.83%	506.67	160.00	0.00	666.67
BA Credit Card Trust BACCT 2022-A1 A1 3.53% 15 Nov 2027 (CUSIP:05522RDE5)	30,000.00	06/15/24 06/17/24	3.59%	47.07	88.25	88.25	47.07
Bank of America Corp Variable .981% 25 Sep 2025 (CUSIP:06051GJG5)	120,000.00		0.99%	215.82	98.10	0.00	313.92
Bank Of Montreal 5.92% 25 Sep 2025 (CUSIP:06368LWT9)	60,000.00		5.89%	651.20	296.00	0.00	947.20

Income Accrual on June 30, 2024 (continued)

	Number of shares	Ex date Pay date	Annual rate	Beginning Accrual	Income Earned	Income Received	Ending Accrual
<i>US Credit (continued)</i>							
BMW US Capital LLC 4.9% 02 Apr 2027 (CUSIP:05565ECH6)	90,000.00		4.92%	722.75	367.50	0.00	1,090.25
BP Cap Markets America 5.017% 17 Nov 2027 (CUSIP:10373QBY5)	70,000.00		5.02%	136.57	292.66	0.00	429.23
Brighthouse Fin Gbl Fund 5.55% 09 Apr 2027 (CUSIP:10921U2J6)	50,000.00		5.57%	385.42	231.25	0.00	616.67
Bristol-Myers Squibb Co 4.9% 22 Feb 2027 (CUSIP:110122EE4)	0.00			202.13	-202.13	0.00	0.00
Bristol-Myers Squibb Co 4.9% 22 Feb 2027 (CUSIP:110122EE4)	15,000.00		4.91%	0.00	263.37	0.00	263.37
Canadian Imperial Bank of Commerce 5.237% 28 Jun 2027 (CUSIP:13607L8C0)	25,000.00		5.25%	0.00	10.91	0.00	10.91
Canadian Imperial Bank of Commerce 5.926% 02 Oct 2026 (CUSIP:13607LWT6)	45,000.00		5.85%	437.04	222.23	0.00	659.27
Caterpillar Financial Services Corp 4.8% 06 Jan 2026 (CUSIP:14913R3B1)	85,000.00		4.82%	1,643.33	340.00	0.00	1,983.33
Cintas Corp No 2 3.45% 01 May 2025 (CUSIP:17252MAP5)	25,000.00		3.51%	71.88	71.87	0.00	143.75
Cisco Systems Inc 4.8% 26 Feb 2027 (CUSIP:17275RBQ4)	55,000.00		4.81%	696.67	220.00	0.00	916.67
Eli Lilly & Co 4.5% 09 Feb 2027 (CUSIP:532457CJ5)	55,000.00		4.54%	770.00	206.25	0.00	976.25
Goldman Sachs Bank USA/New York NY Variable 5.414% 21 May 2027 (CUSIP:38151LAG5)	70,000.00		5.42%	105.27	315.82	0.00	421.09
Home Depot Inc 4.95% 30 Sep 2026 (CUSIP:437076CV2)	20,000.00		4.96%	167.75	82.50	0.00	250.25
Hormel Foods Corp 4.8% 30 Mar 2027 (CUSIP:440452AK6)	30,000.00		4.82%	332.00	120.00	0.00	452.00

Income Accrual on June 30, 2024 (continued)

	Number of shares	Ex date Pay date	Annual rate	Beginning Accrual	Income Earned	Income Received	Ending Accrual
<i>US Credit (continued)</i>							
John Deere Capital Corp 3.4% 06 Jun 2025 (CUSIP:24422EWF2)	15,000.00	06/06/24 06/06/24	3.46%	247.92	42.50	255.00	35.42
John Deere Capital Corp 4.85% 05 Mar 2027 (CUSIP:24422EXM6)	70,000.00		4.87%	792.17	282.91	0.00	1,075.08
JPMorgan Chase & Co Variable 2.595% 24 Feb 2026 (CUSIP:46647PCV6)	85,000.00		2.65%	594.33	183.78	0.00	778.11
JPMorgan Chase & Co Variable 4.08% 26 Apr 2026 (CUSIP:46647PCZ7)	85,000.00		4.13%	337.17	289.00	0.00	626.17
Linde Inc 4.7% 05 Dec 2025 (CUSIP:53522KAB9)	85,000.00	06/05/24 06/05/24	4.73%	1,953.11	332.92	1,997.50	288.53
Microsoft Corp 3.125% 03 Nov 2025 (CUSIP:594918BJ2)	55,000.00		3.20%	133.68	143.23	0.00	276.91
Morgan Stanley 4% 23 Jul 2025 (CUSIP:6174468C6)	55,000.00		4.06%	782.22	183.34	0.00	965.56
Morgan Stanley Variable 5.652% 13 Apr 2028 (CUSIP:61747YFP5)	10,000.00		5.60%	65.94	47.10	0.00	113.04
National Rural Util Coop 4.8% 05 Feb 2027 (CUSIP:63743HFM9)	90,000.00		4.83%	1,392.00	360.00	0.00	1,752.00
New York Life Global Fdg 5.45% 18 Sep 2026 (CUSIP:64953BBF4)	100,000.00		5.42%	1,105.14	454.17	0.00	1,559.31
New York Life Global Funding 1.45% 14 Jan 2025 (CUSIP:64952WEK5)	55,000.00		1.48%	303.49	66.46	0.00	369.95
Northwestern Mutual GLBL 5.07% 25 Mar 2027 (CUSIP:66815L2R9)	30,000.00		5.06%	278.85	126.75	0.00	405.60
PACCAR Financial Corp 5% 13 May 2027 (CUSIP:69371RT22)	30,000.00		4.99%	75.00	125.00	0.00	200.00
Pacific Life Global Fdg li Med 144a Nt 5.5 28 Aug 2026 (CUSIP:6944PL2W8)	15,000.00		5.48%	213.12	68.76	0.00	281.88
PepsiCo Inc 5.125% 10 Nov 2026 (CUSIP:713448FW3)	25,000.00		5.10%	74.74	106.77	0.00	181.51
PNC Financial Services 5.671% 28 Oct 2025 (CUSIP:693475BH7)	25,000.00		5.68%	129.96	118.15	0.00	248.11

## Income Accrual on June 30, 2024 (continued)

	Number of shares	Ex date Pay date	Annual rate	Beginning Accrual	Income Earned	Income Received	Ending Accrual
<i>US Credit (continued)</i>							
Principal Life Global Funding II 1.375% 10 Jan 2025 (CUSIP:74256LET2)	55,000.00		1.41%	296.20	63.02	0.00	359.22
Principal Life Global Funding II 5% 16 Jan 2027 (CUSIP:74256LEX3)	35,000.00		5.02%	656.25	145.83	0.00	802.08
State Street Corp Variable 1.746% 06 Feb 2026 (CUSIP:857477BR3)	25,000.00		1.79%	139.44	36.37	0.00	175.81
State Street Corp Variable 5.104% 18 May 2026 (CUSIP:857477CB7)	110,000.00		5.13%	202.74	467.87	0.00	670.61
State Street Corp Variable 5.751% 04 Nov 2026 (CUSIP:857477BX0)	20,000.00		5.73%	86.27	95.85	0.00	182.12
Texas Instruments Inc 4.6% 08 Feb 2027 (CUSIP:882508CE2)	55,000.00		4.63%	794.14	210.83	0.00	1,004.97
Toronto-Dominion Bank/The 4.98% 05 Apr 2027 (CUSIP:89115A2W1)	90,000.00		5.01%	697.20	373.50	0.00	1,070.70
Toyota Motor Credit Corp 5% 14 Aug 2026 (CUSIP:89236TKX2)	45,000.00		5.01%	668.75	187.50	0.00	856.25
Truist Financial Corp 2.5% 01 Aug 2024 (CUSIP:05531FBH5)	85,000.00		2.51%	708.33	177.09	0.00	885.42
Unitedhealth Group Inc 4.6% 15 Apr 2027 (CUSIP:91324PEY4)	90,000.00		4.64%	805.00	345.00	0.00	1,150.00
Westpac Banking Corp 5.512% 17 Nov 2025 (CUSIP:961214FL2)	75,000.00		5.49%	160.77	344.50	0.00	505.27
<b>Total US Credit</b>				<b>\$23,047.33</b>	<b>\$9,134.45</b>	<b>\$2,340.75</b>	<b>\$29,841.03</b>
<b>Total Fixed Income</b>				<b>\$102,701.64</b>	<b>\$42,015.39</b>	<b>\$39,204.97</b>	<b>\$105,512.06</b>
<b>Total Accrual</b>				<b>\$102,921.44</b>	<b>\$42,361.17</b>	<b>\$39,424.77</b>	<b>\$105,857.84</b>

**Information****IMPORTANT INFORMATION FOR ALL REGIONS BANK CUSTOMERS:**

WE ENCOURAGE YOU TO CONTACT YOUR TRUST ADVISOR OR RELATIONSHIP MANAGER IF YOUR FINANCIAL OBJECTIVES CHANGE OR IF YOU WANT TO DISCUSS THE INVESTMENT OBJECTIVES OF YOUR ACCOUNT. TRUST SERVICES ARE PROVIDED THROUGH REGIONS PRIVATE WEALTH MANAGEMENT OR INSTITUTIONAL SERVICES, A BUSINESS UNIT WITHIN REGIONS BANK. INVESTMENTS IN SECURITIES, INSURANCE AND ANNUITY PRODUCTS: ARE NOT FDIC INSURED, ARE NOT A DEPOSIT, ARE NOT BANK GUARANTEED, ARE NOT INSURED BY ANY FEDERAL GOVERNMENT AGENCY, MAY GO DOWN IN VALUE, AND ARE NOT A CONDITION OF ANY BANKING ACTIVITY.

**INVESTMENT PRODUCTS AND FEES/REVENUE-SHARING DISCLOSURES**

REGIONS PRIVATE WEALTH MANAGEMENT OR INSTITUTIONAL SERVICES MAY INVEST IN INVESTMENT PRODUCTS NOT AFFILIATED WITH REGIONS BANK OR ITS AFFILIATES. REGIONS BANK MAY RECEIVE 12B-1 FEES AND/OR ANNUAL REVENUE SHARING FEES FROM THE USE OF THESE INVESTMENT PRODUCTS IN ITS CUSTOMERS' ACCOUNTS. THE 12B-1 FEES RECEIVED BY REGIONS BANK VARY BY INVESTMENT PRODUCT AND IN NO CIRCUMSTANCES EXCEED .75% OF THE AVERAGE DAILY NET ASSETS INVESTED IN ANY PRODUCT; IN MOST CIRCUMSTANCES THE FEE IS .25% OR LESS. ANNUAL REVENUE SHARING FEES OF UP TO .15% OF THE MARKET VALUE OF THE ASSETS INVESTED IN CERTAIN MONEY MARKET MUTUAL FUNDS ARE PAID DIRECTLY TO REGIONS BANK FROM THE INVESTMENT PROVIDER. IN THE EVENT AN ACCOUNT HAS BEEN TERMINATED AND FORMALLY CLOSED, AN ADMINISTRATIVE FEE OF UP TO \$50 FOR PROCESSING EACH CLASS ACTION SETTLEMENT PAYMENT OR ANY OTHER CASH RECEIPT WILL BE CHARGED.

**MARKET VALUES AND ESTIMATED INCOME FIGURES ARE NOT GUARANTEED BUT DO COME FROM RELIABLE SOURCES.**

FOR SECURITIES TRADED ON A MAJOR EXCHANGE, MARKET VALUES ARE PRICED AS OF THE STATEMENT DATE AS PROVIDED BY VARIOUS PRICING SERVICES. THE METHOD AND FREQUENCY OF PRICING ASSETS NOT TRADED ON MAJOR EXCHANGES VARIES DEPENDING ON THE TYPE OF ASSETS; THEREFORE, THE PRICE SHOWN ON YOUR STATEMENT MAY NOT BE A CURRENT VALUE AS OF THE STATEMENT DATE. WE CANNOT GUARANTEE THEIR ACCURACY OR THAT THE ASSETS CAN BE BOUGHT OR SOLD FOR THESE PRICES. FOR MORE DETAILED INFORMATION REGARDING FEES, PLEASE CONSULT THE FUND PROSPECTUS OR CONTACT YOUR TRUST ADVISOR OR RELATIONSHIP MANAGER.

**IMPORTANT INFORMATION FOR RETIREMENT SERVICES ACCOUNTS:**

REGIONS MAY RECEIVE 12B-1, SHAREHOLDER SERVICE FEES AND/OR SUB-TRANSFER AGENT FEES FROM THE FUNDS OF UP TO .75% OF THE MARKET VALUE OF PLAN ASSETS INVESTED IN THE FUND PAYING SUCH FEES. REGIONS MAY RECEIVE A FINDER'S FEE IN AN AMOUNT UP TO 1.00% OF THE VALUE OF NEW PURCHASES IN A FUND WHERE THE PLAN'S INVESTMENT IN THE FUND EXCEEDS A SPECIFIC DOLLAR AMOUNT DETERMINED BY THE FUND FAMILY. REGIONS MAY RECEIVE AN ANNUAL REVENUE SHARING FEE FROM THE FUND DISTRIBUTOR OF UP TO .15% OF THE MARKET VALUE OF PLAN ASSETS INVESTED IN THE FUND. PERCENTAGES DESCRIBE FEES THAT ARE CALCULATED AS AN ANNUAL PERCENTAGE OF THE ASSETS INVESTED BY REGIONS CLIENTS IN THE PARTICULAR FUND OR FUND FAMILY. 12B-1, SUB-TRANSFER AGENT AND SHAREHOLDER SERVICE FEES ARE PAID OUT OF THE ASSETS OF THE MUTUAL FUNDS; REVENUE SHARING AND FINDERS FEES ARE NOT CHARGED AGAINST MUTUAL FUND ASSETS.

**REGIONS TRUST CASH SWEEP (RTCS) DISCLOSURE**

UNLESS YOU HAVE INSTRUCTED US TO USE A THIRD-PARTY SHORT TERM INVESTMENT VEHICLE TO HOLD CASH IN THE ACCOUNT, WE USE ONE OF THE REGIONS TRUST CASH SWEEP FUNDS ("RTCS") TO ENSURE THAT ALL CASH IN THE ACCOUNT IS INVESTED DAILY. AS INVESTMENTS IN THE ACCOUNT GENERATE CASH, THIS CASH IS AUTOMATICALLY SWEEPED INTO RTCS EACH DAY WHERE THE CASH EARNS INTEREST RATHER THAN SITTING IDLE BEFORE BEING DISTRIBUTED OR REINVESTED. EACH RTCS FUND PAYS INTEREST IN ACCORDANCE WITH THE DISCLOSURE PROVIDED

Information (continued)

TO YOU AT THE TIME THE FUND WAS SELECTED. THE INVESTMENT OBJECTIVE OF RTCS IS TO PRODUCE CURRENT INCOME WITH LIQUIDITY AND STABLE PRINCIPAL. RTCS IS AN FDIC-INSURED DEPOSIT IN REGIONS BANK. BALANCES IN EXCESS OF THE STANDARD MAXIMUM INSURED AMOUNT (GENERALLY \$250,000) MAY OR MAY NOT BE COLLATERALIZED BY MARKETABLE SECURITIES SEGREGATED BY REGIONS BANK FOR PURPOSES OF SECURING THESE DEPOSITS, DEPENDING UPON THE PARTICULAR RTCS FUND SELECTED. THERE ARE NO SEPARATE MANAGEMENT FEES ASSOCIATED WITH RTCS. THE ACCOUNT FEES BASED ON THE TOTAL MARKET VALUE OF THE ACCOUNT WILL INCLUDE THE RTCS ASSETS IN THE CALCULATION. AS BANKING PRODUCTS CHANGE, REGIONS BANK MAY CHANGE THE TYPE OF DEPOSIT OR ACCOUNT WE USE FOR THE RTCS. WE WILL NOTIFY YOU IF ANY CHANGE IS A MATERIAL CHANGE.

**IMPORTANT INFORMATION FOR RESPONSIBLE PLAN FIDUCIARIES, RETIREMENT PLAN SPONSORS, IRA OWNERS AND INVESTMENT MANAGERS**

IF YOU ARE A RESPONSIBLE PLAN FIDUCIARY, A RETIREMENT PLAN SPONSOR, AN IRA OWNER, OR AN INVESTMENT MANAGER, AND YOU HAVE ALREADY AUTHORIZED THE USE OF REGIONS BANK AS A DEPOSITORY FOR UNINVESTED CASH, THEN IT IS NOT NECESSARY TO TAKE ADDITIONAL ACTION TO APPROVE THE USE OF THE RTCS TO HOLD CASH IN THE RETIREMENT PLAN OR IRA TRUST. HOWEVER, IF YOU DO NOT APPROVE OF THE USE OF THE RTCS, YOU MUST CONTACT YOUR RELATIONSHIP MANAGER OR TRUST ADVISOR TO DESIGNATE ANOTHER SHORT TERM INVESTMENT VEHICLE TO HOLD CASH IN THE ACCOUNT.

**COST BASIS REPORTING REQUIREMENTS BEGINNING JANUARY 1, 2011, FOR AGENCY AND CUSTODY ACCOUNTS**

THE EMERGENCY ECONOMIC STABILIZATION ACT OF 2008 MANDATED TAX REPORTING CHANGES THAT REQUIRE FINANCIAL INSTITUTIONS TO REPORT THE ADJUSTED COST BASIS OF CERTAIN SOLD SECURITIES, INCLUDING WHETHER THE GAIN OR LOSS IS SHORT OR LONG-TERM, TO THE IRS AND TO CUSTOMERS ON FORM 1099-B.

**COVERED VS. NON-COVERED SECURITIES**

THE CHANGES ARE BEING ROLLED OUT IN PHASES AS INDICATED BELOW. COVERED SECURITIES ARE THOSE ACQUIRED ON OR AFTER THE DATES SPECIFIED IN THE LEGISLATION. COST BASIS FOR THESE SECURITIES MUST BE REPORTED BY FINANCIAL INSTITUTIONS. SECURITIES ACQUIRED BEFORE THESE DATES ARE NON-COVERED AND FINANCIAL INSTITUTIONS ARE NOT REQUIRED TO REPORT THE COST BASIS. TAXPAYERS ARE RESPONSIBLE FOR ACCURATELY REPORTING COST BASIS ON COVERED AND NON-COVERED SECURITIES TO THE IRS ON THEIR TAX RETURNS.

EQUITIES.....ACQUIRED ON OR AFTER JAN. 1, 2011  
 MUTUAL FUNDS, DIVIDEND REINVESTMENT PLANS (DRIPS) AND MOST ETFS.....ACQUIRED ON OR AFTER JAN. 1, 2012  
 SIMPLE DEBT INSTRUMENTS AND OPTIONS.....ACQUIRED ON OR AFTER JAN. 1, 2014  
 DEBT INSTRUMENTS WITH COMPLEX FEATURES.....ACQUIRED ON OR AFTER JAN. 1, 2016

**TAX LOT SELECTION METHOD**

THE IRS REQUIRES THE USE OF A DEFAULT COST BASIS METHOD FOR CALCULATING GAINS AND LOSSES UNLESS A CLIENT OR ADVISOR ACTING ON THE CLIENT'S BEHALF CHOOSES ANOTHER METHOD. FOR EQUITIES, THE IRS DEFAULT SELECTION METHOD IS FIRST IN, FIRST OUT (FIFO). HOWEVER, PRIOR TO OCTOBER 1, 2017, REGIONS' DEFAULT SELECTION METHOD WAS LONG TERM, HIGH COST UNLESS THE CLIENT REQUESTED A DIFFERENT DEFAULT METHOD. EFFECTIVE OCTOBER 1, 2017, REGIONS' DEFAULT SELECTION METHOD IS MINIMIZE GAIN UNLESS THE CLIENT DIRECTS OTHERWISE. IF A CLIENT DESIRES A DIFFERENT DEFAULT SELECTION METHOD THAN MINIMIZE GAIN, THE CLIENT SHOULD CONTACT

**Information (continued)**

THEIR TRUST ADVISOR. CLIENTS CAN CHANGE THE DEFAULT SELECTION METHOD OR OVERRIDE IT FOR A SPECIFIC TRADE. AN ALTERNATE DEFAULT SELECTION METHOD MUST BE SPECIFIED EITHER AT THE TIME OF THE TRADE OR THROUGH A STANDING ORDER; HOWEVER, ONCE THE TRADE SETTLES, THE METHOD USED WILL BE FINAL AND CANNOT BE CHANGED.

**FORM 1099-B**

FINANCIAL INSTITUTIONS ARE REQUIRED TO INCLUDE COST BASIS, ACQUISITION DATE, WASH SALE DISALLOWED LOSS, AND HOLDING PERIOD INFORMATION FOR COVERED SECURITIES ON FORM 1099-B.

**TRADE REQUESTS**

REGIONS WEALTH MANAGEMENT PERFORMS TRADE REQUESTS AS AN ACCOMMODATION ONLY. REGIONS WEALTH MANAGEMENT ALLOWS THE USE OF ELECTRONIC COMMUNICATION (I.E., FAX OR EMAIL OR VOICEMAIL) BY ANY CUSTOMER TO REQUEST, AUTHORIZE OR EFFECT THE PURCHASE OR SALE OF SECURITIES. WE DO NOT GUARANTEE THAT ANY SUCH REQUEST WILL BE TIMELY PROCESSED. REGIONS WEALTH MANAGEMENT SHALL NOT BE RESPONSIBLE FOR CARRYING OUT SUCH ORAL OR WRITTEN (INCLUDING ELECTRONIC) INSTRUCTIONS UNTIL WE HAVE ACKNOWLEDGED RECEIPT OF SUCH INSTRUCTIONS.

**ANNUAL NOTICE OF FEDERAL WITHHOLDING TAX ON PERIODIC PAYMENTS**

IT IS NOT NECESSARY TO CONTACT REGIONS IF YOU DO NOT WISH TO MAKE A CHANGE IN THE AMOUNT CURRENTLY BEING WITHHELD. IF FEDERAL INCOME TAXES HAVE BEEN WITHHELD FROM THE PENSION PAYMENTS YOU ARE RECEIVING AND IF YOU DO NOT WISH TO HAVE TAXES WITHHELD, YOU SHOULD COMPLETE AN IRS FORM W-4P AND SUBMIT IT TO YOUR ACCOUNT RELATIONSHIP MANAGER. HOWEVER, IF YOU ELECT NOT TO HAVE WITHHOLDING APPLY TO YOUR PENSION PAYMENTS, OR IF YOU DO NOT HAVE ENOUGH FEDERAL INCOME TAX WITHHELD FROM YOUR PENSION PAYMENTS, YOU MAY BE RESPONSIBLE FOR PAYMENT OF ESTIMATED TAX. YOU MAY INCUR PENALTIES UNDER THE ESTIMATED TAX RULES IF YOUR WITHHOLDING AND ESTIMATED TAX PAYMENTS ARE NOT SUFFICIENT. IF FEDERAL INCOME TAXES ARE NOT BEING WITHHELD FROM YOUR PENSION PAYMENTS BECAUSE YOU HAVE ELECTED NOT TO HAVE WITHHOLDING APPLY AND IF YOU WISH TO REVOKE THAT ELECTION AND HAVE FEDERAL INCOME TAXES WITHHELD FROM YOUR PENSION PAYMENTS, YOU SHOULD COMPLETE AN IRS FORM W-4P AND SUBMIT TO YOUR RELATIONSHIP MANAGER. THESE FORMS MAY BE OBTAINED FROM THE INTERNAL REVENUE SERVICE WEBSITE, IRS.GOV (SELECT THE MORE FORMS AND PUBLICATIONS TAB AND FOLLOW THE INSTRUCTIONS TO FORM W-4P), OR BY CALLING THE IRS AT 1-800-829-1040. YOU MAY ALSO CONTACT YOUR ACCOUNT RELATIONSHIP MANAGER AND THEY WILL MAIL YOU THE FORM. IF YOU WISH TO CHANGE PREVIOUS ELECTION, PLEASE COMPLETE AND MAIL TO YOUR ACCOUNT RELATIONSHIP MANAGER. YOU SHOULD INDICATE ON FORM W-4P YOUR NAME, SOCIAL SECURITY NUMBER AND THE COMPANY FROM WHICH YOU ARE RETIRED, AS WELL AS YOUR WITHHOLDING ELECTION.

**NOTICE OF LIMITATIONS PERIOD FOR BREACH OF TRUST ACTIONS**

THIS NOTICE, AS WELL AS ANY EARLIER OR OTHER COMMUNICATION CONTAINING SUCH INFORMATION, SERVES TO ALERT PERSONS OR ENTITIES WITH AN INTEREST IN THIS ACCOUNT THAT (i) IN MANY STATES, INCLUDING THOSE LISTED BELOW, STATUTES OF LIMITATIONS PROVIDE THAT A BENEFICIARY OF A TRUST MAY NOT COMMENCE A PROCEEDING AGAINST A TRUSTEE FOR BREACH OF TRUST MORE THAN A CERTAIN PERIOD AFTER THE DATE THAT THE BENEFICIARY OR REPRESENTATIVE OF THE BENEFICIARY WAS SENT A REPORT\* DISCLOSING ADEQUATE INFORMATION TO ALERT THE BENEFICIARY OR REPRESENTATIVE OF THE EXISTENCE OF A POTENTIAL CLAIM FOR BREACH OF TRUST; (ii) THIS STATEMENT IS A REPORT WITHIN THE MEANING OF SUCH STATUTES AS TO ALL INFORMATION CONTAINED HEREIN, INCLUDING, WITHOUT LIMITATION, THE COMPENSATION RECEIVED BY REGIONS BANK AND ITS AFFILIATES, INVESTMENTS MADE, HELD OR DISPOSED OF AND DISBURSEMENTS AND DISTRIBUTIONS MADE ON BEHALF OF THIS ACCOUNT; AND (iii) ANY PERSON OBJECTING TO ANY MATTER DISCLOSED IN THIS STATEMENT MAY BE

**Information (continued)**

REQUIRED BY SUCH STATUTES TO COMMENCE A PROCEEDING AGAINST REGIONS BANK WITHIN THE TIME ALLOWED BY LAW IN ORDER TO PRESERVE HIS, HER OR ITS RIGHTS TO BRING LEGAL ACTION RELATING TO SUCH OBJECTION. AN ACTION FOR BREACH OF TRUST BASED ON MATTERS DISCLOSED IN A TRUST ACCOUNTING OR OTHER WRITTEN REPORT OF THE TRUSTEE MAY BE SUBJECT TO A SPECIFIC STATUTE OF LIMITATIONS FROM THE SENDING OR RECEIPT OF THE TRUST ACCOUNTING OR OTHER WRITTEN REPORT, BASED ON THE PARTICULARS OF THE STATE STATUTE. ALSO, IN CERTAIN STATES (MARKED BELOW WITH [\*]), THE EFFECT OF TRIGGERING THE STATUTE OF LIMITATIONS MAY POSSIBLY APPLY ONLY TO A STATEMENT OR REPORT THAT IS FINAL OR AT THE TERMINATION OF THE TRUST OR BENEFICIARY RELATIONSHIP. IN A STATE MARKED BELOW WITH [\*\*], THE STATUTE OF LIMITATIONS MAY VARY, ACCORDING TO THE DATE THE TRUSTEESHIP WAS ACCEPTED OR THE DATE THE TRUST BECAME IRREVOCABLE. PLEASE NOTE THAT THE TIME ALLOWED FOR COMMENCING A PROCEEDING CONSISTS OF THE FOLLOWING PERIOD UNDER APPLICABLE STATE LAW: 6 MONTHS (FL); 1 YEAR (AR, MS, MO, SC, TN, IA, KY); 2 YEARS (AL, IL\*\* GA, LA); 3 YEARS (IL\*\*, IN\*); 4 YEARS (TX); 5 YEARS (NC\*). ADDITIONALLY, ACCOUNTS FOR WHICH REGIONS SERVES AS AGENT FOR AN INDIVIDUAL OR ENTITY AS PRINCIPAL, WHETHER THE PRINCIPAL SERVES IN AN INDIVIDUAL OR FIDUCIARY CAPACITY, LIKEWISE ARE SUBJECT TO APPLICABLE STATUTES OF LIMITATION. THIS STATEMENT, AS WELL AS ANY EARLIER OR OTHER COMMUNICATION CONTAINING SUCH INFORMATION, IS NOTICE AS TO ALL INFORMATION CONTAINED HEREIN, AND THE PRINCIPAL MAY BE REQUIRED BY SUCH STATUTES TO COMMENCE A PROCEEDING AGAINST REGIONS BANK WITHIN THE TIME ALLOWED BY LAW IN ORDER TO PRESERVE HIS, HER OR ITS RIGHTS TO BRING LEGAL ACTION RELATING TO ANY MATTER DISCLOSED IN THIS STATEMENT. THIS NOTICE IS FOR INFORMATIONAL PURPOSES ONLY AND IS NOT LEGAL ADVICE; PLEASE CONSULT YOUR ATTORNEY REGARDING ANY QUESTIONS ABOUT WHICH STATE LAW IS APPLICABLE AND ITS EFFECT.

**S&P FIXED INCOME ASSET RATINGS:**

REGARDING ANY PRESENTATION OF ASSET RATING INFORMATION PROVIDED BY STANDARD & POORS WITHIN THIS DOCUMENT, ALL INFORMATION IS COPYRIGHT © 2022, S&P GLOBAL MARKET INTELLIGENCE (AND ITS AFFILIATES AS APPLICABLE). REPRODUCTION OF ANY INFORMATION, OPINIONS, VIEWS, DATA OR MATERIAL, INCLUDING RATINGS (“CONTENT”) IN ANY FORM IS PROHIBITED EXCEPT WITH THE PRIOR WRITTEN PERMISSION OF THE RELEVANT PARTY. SUCH PARTY, ITS AFFILIATES AND SUPPLIERS (“CONTENT PROVIDERS”) DO NOT GUARANTEE THE ACCURACY, ADEQUACY, COMPLETENESS, TIMELINESS OR AVAILABILITY OF ANY CONTENT AND ARE NOT RESPONSIBLE FOR ANY ERRORS OR OMISSIONS (NEGLIGENT OR OTHERWISE), REGARDLESS OF THE CAUSE, OR FOR THE RESULTS OBTAINED FROM THE USE OF SUCH CONTENT. IN NO EVENT SHALL CONTENT PROVIDERS BE LIABLE FOR ANY DAMAGES, COSTS, EXPENSES, LEGAL FEES, OR LOSSES (INCLUDING LOST INCOME OR LOST PROFIT AND OPPORTUNITY COSTS) IN CONNECTION WITH ANY USE OF THE CONTENT. A REFERENCE TO A PARTICULAR INVESTMENT OR SECURITY, A RATING OR ANY OBSERVATION CONCERNING AN INVESTMENT THAT IS PART OF THE CONTENT IS NOT A RECOMMENDATION TO BUY, SELL OR HOLD SUCH INVESTMENT OR SECURITY, DOES NOT ADDRESS THE SUITABILITY OF AN INVESTMENT OR SECURITY AND SHOULD NOT BE RELIED ON AS INVESTMENT ADVICE. CREDIT RATINGS ARE STATEMENTS OF OPINIONS AND ARE NOT STATEMENTS OF FACT.

**PERFORMANCE:**

PERFORMANCE INFORMATION IS PROVIDED FOR THE SOLE USE OF THE INDIVIDUAL(S) IT IS PRESENTED TO. PERFORMANCE RESULTS CONTAINED IN THIS STATEMENT REFLECTS TRADING IN YOUR ACCOUNT(S) AND IS FOR INFORMATIONAL PURPOSES ONLY. RETURNS ARE CALCULATED USING A THIRD-PARTY VENDOR, SEI. PERFORMANCE INFORMATION MAY NOT REFLECT PERFORMANCE OF ALL ASSETS REFLECTED ON THIS STATEMENT AS SOME ASSETS MAY NOT BE SUBJECT TO OUR DISCRETIONARY AUTHORITY REGARDING INVESTMENT DECISIONS AND MAY BE EXCLUDED FROM THE INVESTMENT PERFORMANCE CALCULATIONS. FACTORS IMPACTING THE RETURNS INCLUDE INDIVIDUAL CLIENT RISK TOLERANCE,

**Information (continued)**

RESTRICTIONS A CLIENT MAY PLACE ON THE ACCOUNT, INVESTMENT OBJECTIVES, CHOICE OF BROKER/DEALER OR CUSTODIANS, AS WELL AS OTHER FACTORS. YOUR ACCOUNT(S) PERFORMANCE MAY DIFFER FROM THAT OF OTHER CLIENTS DUE TO, AMONG OTHER THINGS, COMMISSION, TIMING OF ORDER ENTRY, OR THE MANNER IN WHICH THE TRADES WERE EXECUTED. THE INFORMATION PRESENTED HAS BEEN OBTAINED FROM SOURCES BELIEVED TO BE ACCURATE AND RELIABLE. REGIONS CANNOT GUARANTEE THE ACCURACY OR COMPLETENESS OF SUCH INFORMATION AND ASSUMES NO LIABILITY FOR DAMAGES RESULTING FROM OR ARISING OUT OF THE USE OF SUCH INFORMATION. FOR PRIVATE WEALTH AND INSTITUTIONAL SERVICES ACCOUNTS PERFORMANCE IS PRESENTED AS NET OF FEES PERFORMANCE, THEREBY FEES (AND TRADING COMMISSIONS) ARE REFLECTED IN THE DATA. THE FEE SCHEDULE IS DESCRIBED IN YOUR INVESTMENT MANAGEMENT CONTRACT.

PAST PERFORMANCE IS NOT INDICATIVE OF FUTURE RETURNS. CURRENT PERFORMANCE MAY BE LOWER OR HIGHER THAN THE PERFORMANCE DATA PRESENTED. THE INVESTMENT RETURN AND PRINCIPAL VALUE OF AN INVESTMENT WILL FLUCTUATE SO THAT, WHEN REDEEMED, IT MAY BE WORTH MORE OR LESS THAN THE ORIGINAL VALUE. IT SHOULD NOT BE ASSUMED THAT RECOMMENDATIONS MADE IN THE FUTURE WILL BE PROFITABLE OR WILL EQUAL THE PERFORMANCE OF THE SECURITIES PRESENTED HEREIN. SECURITIES ARE NOT FDIC INSURANCE, HAVE NO BANK GUARANTEE, AND MAY LOSE VALUE.

**TRADE ERROR CORRECTION:**

FROM TIME TO TIME ERRORS MAY OCCUR IN THE EXECUTION OF TRADES FOR YOUR ACCOUNT. WHEN RESPONSIBLE FOR SUCH AN ERROR, REGIONS WILL NOTIFY YOU AND WILL CORRECT ANY ERROR AS SOON AS ADMINISTRATIVELY FEASIBLE BY ADDRESSING ANY LOSSES AND PUTTING YOUR ACCOUNT INTO THE SAME POSITION AS IF THE ERROR HAD NOT OCCURRED. WHERE ADMINISTRATIVELY FEASIBLE, ANY GAINS RESULTING FROM THE ERROR MAY BE RETAINED IN YOUR ACCOUNT. TRADING ERRORS WILL NOT OTHERWISE BE REFLECTED IN YOUR STATEMENT IF CORRECTED WITHIN 30 DAYS OR WITHIN THE SAME MONTHLY STATEMENT CYCLE.

Information (continued)

This page intentionally left blank.

# PFM Consolidated Statement

**Managed Account Summary Statement**

For the Month Ending **June 30, 2024**

CITY OF DORAL GENERAL FUND - [REDACTED]

**Transaction Summary - Managed Account**

<b>Opening Market Value</b>	<b>\$69,243,544.97</b>
Maturities/Calls	(387,843.11)
Principal Dispositions	(1,689,080.96)
Principal Acquisitions	2,615,995.79
Unsettled Trades	0.00
Change in Current Value	140,268.07
<b>Closing Market Value</b>	<b>\$69,922,884.76</b>

**Cash Transactions Summary - Managed Account**

Maturities/Calls	0.00
Sale Proceeds	1,699,968.45
Coupon/Interest/Dividend Income	206,630.64
Principal Payments	387,843.11
Security Purchases	(2,619,539.52)
Net Cash Contribution	(0.09)
Reconciling Transactions	0.00

**Earnings Reconciliation (Cash Basis) - Managed Account**

Interest/Dividends/Coupons Received	217,518.13
Less Purchased Interest Related to Interest/Coupons	(3,543.73)
Plus Net Realized Gains/Losses	(29,730.01)
<b>Total Cash Basis Earnings</b>	<b>\$184,244.39</b>

**Cash Balance**

**Closing Cash Balance** **\$45,926.91**

**Earnings Reconciliation (Accrual Basis)**

	<b>Total</b>
Ending Amortized Value of Securities	70,445,075.01
Ending Accrued Interest	652,289.75
Plus Proceeds from Sales	1,699,968.45
Plus Proceeds of Maturities/Calls/Principal Payments	387,843.11
Plus Coupons/Dividends Received	206,630.64
Less Cost of New Purchases	(2,619,539.52)
Less Beginning Amortized Value of Securities	(69,935,367.00)
Less Beginning Accrued Interest	(615,065.88)
<b>Total Accrual Basis Earnings</b>	<b>\$221,834.56</b>

**Portfolio Summary and Statistics**

For the Month Ending **June 30, 2024**

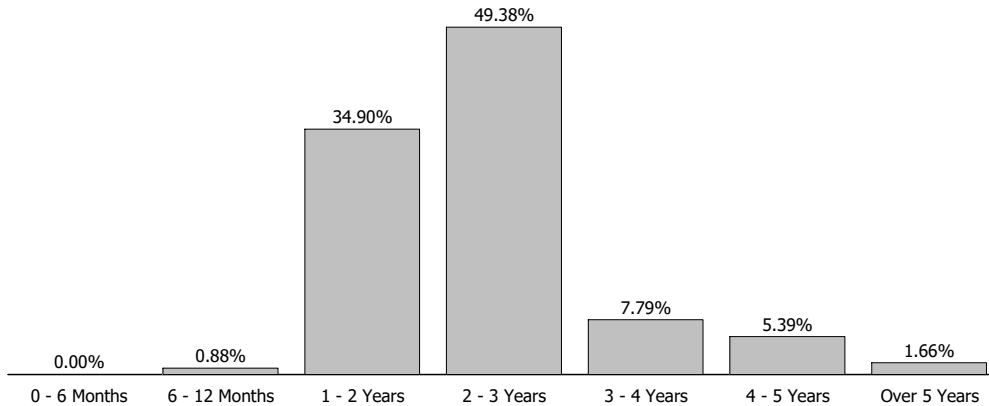
CITY OF DORAL GENERAL FUND - [REDACTED]

**Account Summary**

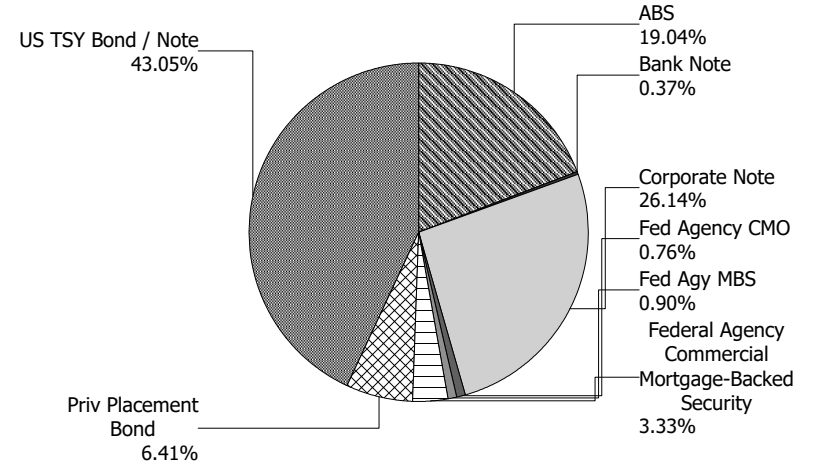
Description	Par Value	Market Value	Percent
U.S. Treasury Bond / Note	30,405,000.00	30,098,787.29	43.05
Federal Agency Mortgage-Backed Security	645,561.65	628,397.52	0.90
Federal Agency Commercial Mortgage-Backed Security	2,427,869.21	2,328,026.96	3.33
Federal Agency Collateralized Mortgage Obligation	552,157.45	534,686.00	0.76
Corporate Note	22,860,000.00	22,763,045.83	32.55
Bank Note	255,000.00	255,633.93	0.37
Asset-Backed Security	13,431,693.15	13,314,307.23	19.04
<b>Managed Account Sub-Total</b>	<b>70,577,281.46</b>	<b>69,922,884.76</b>	<b>100.00%</b>
Accrued Interest		652,289.75	
<b>Total Portfolio</b>	<b>70,577,281.46</b>	<b>70,575,174.51</b>	

**Unsettled Trades** **0.00** **0.00**

**Maturity Distribution**



**Sector Allocation**



**Characteristics**

Yield to Maturity at Cost	4.44%
Yield to Maturity at Market	4.80%
Weighted Average Days to Maturity	980

**Managed Account Issuer Summary**

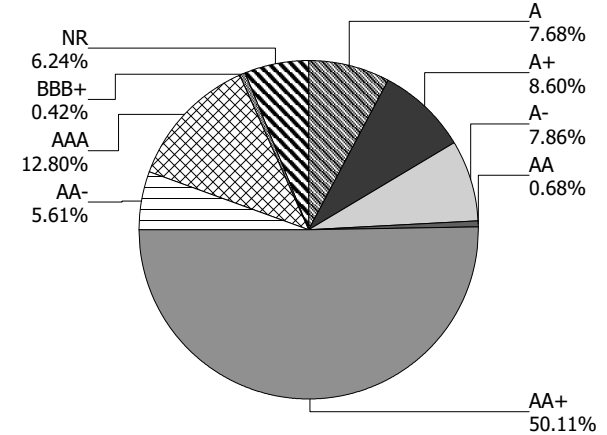
For the Month Ending **June 30, 2024**

CITY OF DORAL GENERAL FUND - [REDACTED]

**Issuer Summary**

<b>Issuer</b>	<b>Market Value of Holdings</b>	<b>Percent</b>
3M COMPANY	293,071.20	0.42
ADOBE INC	215,058.05	0.31
ALLY AUTO RECEIVABLES TRUST	502,515.55	0.72
AMERICAN EXPRESS CO	505,806.22	0.72
AMERICAN HONDA FINANCE	449,361.07	0.64
ANZ BANKING GROUP LTD	521,627.93	0.75
ASTRAZENECA PLC	249,333.75	0.36
BANK OF AMERICA CO	1,621,473.00	2.32
BANK OF MONTREAL	326,505.08	0.47
BANK OF NOVA SCOTIA	494,194.50	0.71
BMW FINANCIAL SERVICES NA LLC	537,390.18	0.77
BMW VEHICLE OWNER TRUST	533,224.90	0.76
BP PLC	394,226.99	0.56
BPCE GROUP	249,007.00	0.36
Brighthouse Financial Global F	308,291.59	0.44
BRISTOL-MYERS SQUIBB CO	104,938.26	0.15
CANADIAN IMPERIAL BANK OF COMMERCE	447,663.40	0.64
CAPITAL ONE FINANCIAL CORP	835,707.25	1.20
CARMAX AUTO OWNER TRUST	983,690.95	1.41
CATERPILLAR INC	497,651.50	0.71
CHASE AUTO OWNER TRUST	129,881.53	0.19
CHASE ISSURANCE	602,027.68	0.86
CISCO SYSTEMS INC	324,106.90	0.46
CITIGROUP INC	511,617.21	0.73
CNH EQUIPMENT TRUST	562,564.76	0.80
CONFEDERATION NATIONALE DU CRE	497,413.00	0.71
CREDIT AGRICOLE SA	513,214.50	0.73
DAIMLER TRUCKS RETAIL TRUST	385,627.94	0.55
DEERE & COMPANY	418,556.88	0.60
DIAGEO CAPITAL PLC	316,534.37	0.45
DISCOVER FINANCIAL SERVICES	882,876.60	1.26
ELI LILLY & CO	331,509.97	0.47

**Credit Quality (S&P Ratings)**



**Managed Account Issuer Summary**

For the Month Ending **June 30, 2024**

CITY OF DORAL GENERAL FUND - [REDACTED]

<b>Issuer</b>	<b>Market Value of Holdings</b>	<b>Percent</b>
FANNIE MAE	858,114.30	1.23
FIFTH THIRD AUTO TRUST	475,992.23	0.68
FORD CREDIT AUTO OWNER TRUST	250,839.95	0.36
FREDDIE MAC	2,049,163.57	2.93
GM FINANCIAL CONSUMER AUTOMOBILE TRUST	451,374.69	0.65
GOLDMAN SACHS GROUP INC	414,131.82	0.59
GOVERNMENT NATIONAL MORTGAGE ASSOCIATION	583,832.61	0.83
HARLEY-DAVIDSON MOTORCYCLE TRUST	150,162.28	0.21
HOME DEPOT INC	114,692.03	0.16
HONDA AUTO RECEIVABLES	568,074.94	0.81
HORMEL FOODS CORP	168,991.73	0.24
HUNTINGTON BANCSHARES INC/OH	154,553.79	0.22
HYUNDAI AUTO RECEIVABLES	387,826.41	0.55
JOHN DEERE OWNER TRUST	1,203,562.95	1.72
JP MORGAN CHASE & CO	887,547.60	1.27
KUBOTA CREDIT OWNER TRUST	935,648.22	1.34
LINDE PLC	501,540.25	0.72
MASSMUTUAL GLOBAL FUNDING	772,083.83	1.10
MERCEDES-BENZ AUTO RECEIVABLES	573,327.90	0.82
Mercedes-Benz Group AG	523,613.78	0.75
METLIFE INC	698,482.14	1.00
MORGAN STANLEY	514,051.00	0.74
NATIONAL AUSTRALIA BANK LTD	447,799.50	0.64
NATIONAL RURAL UTILITIES CO FINANCE CORP	507,017.01	0.73
NESTLE SA	182,404.82	0.26
NEW YORK LIFE INSURANCE COMPANY	501,184.50	0.72
NORTHWESTERN MUTUAL GLBL NOTES	175,152.43	0.25
PACCAR FINANCIAL CORP	190,837.71	0.27
PACIFIC LIFE	90,423.90	0.13
PEPSICO INC	145,556.51	0.21
PNC FINANCIAL SERVICES GROUP	194,002.23	0.28
PORSCHE FINANCIAL AUTO SECURIT	203,547.66	0.29
PRINCIPAL FINANCIAL GROUP INC	223,721.33	0.32

**Managed Account Issuer Summary**

For the Month Ending **June 30, 2024**

CITY OF DORAL GENERAL FUND - [REDACTED]

<b>Issuer</b>	<b>Market Value of Holdings</b>	<b>Percent</b>
PROTECTIVE LIFE	518,961.65	0.74
PRUDENTIAL FINANCIAL INC	152,532.40	0.22
RABOBANK NEDERLAND	655,801.07	0.94
ROCHE HOLDINGS INC	472,520.61	0.68
ROYAL BANK OF CANADA	499,335.00	0.71
STATE STREET CORPORATION	895,718.51	1.28
SUMITOMO MITSUI TRUST HOLDINGS INC	276,644.50	0.40
SVENSKA HANDELSBANKEN AB	279,606.32	0.40
TEXAS INSTRUMENTS INC	322,632.05	0.46
TORONTO-DOMINION BANK	501,426.00	0.72
TOYOTA MOTOR CORP	1,011,611.76	1.45
UNITED STATES TREASURY	30,098,787.29	43.04
UNITEDHEALTH GROUP INC	525,383.70	0.75
VOLKSWAGEN AUTO LEASE TURST	32,631.51	0.05
VOLKSWAGEN OF AMERICA	92,768.17	0.13
WELLS FARGO & COMPANY	886,750.58	1.27
WESTPAC BANKING CORP	706,335.51	1.01
WORLD OMNI AUTO REC TRUST	347,512.80	0.50
<b>Total</b>	<b>\$69,922,884.76</b>	<b>100.00%</b>

**Managed Account Detail of Securities Held**

For the Month Ending **June 30, 2024**

**CITY OF DORAL GENERAL FUND - [REDACTED]**

<b>Security Type/Description</b>	<b>Dated Date/Coupon/Maturity</b>	<b>CUSIP</b>	<b>Par</b>	<b>S&amp;P Rating</b>	<b>Moody's Rating</b>	<b>Trade Date</b>	<b>Settle Date</b>	<b>Original Cost</b>	<b>YTM at Cost</b>	<b>Accrued Interest</b>	<b>Amortized Cost</b>	<b>Market Value</b>
<b>U.S. Treasury Bond / Note</b>												
US TREASURY NOTES DTD 08/15/2022 3.125% 08/15/2025		91282CFE6	200,000.00	AA+	Aaa	09/01/22	09/06/22	197,664.06	3.55	2,352.34	199,108.25	195,781.24
US TREASURY NOTES DTD 10/15/2022 4.250% 10/15/2025		91282CFP1	105,000.00	AA+	Aaa	05/13/24	05/15/24	103,896.68	5.02	938.83	103,996.79	103,999.22
US TREASURY NOTES DTD 10/15/2022 4.250% 10/15/2025		91282CFP1	1,300,000.00	AA+	Aaa	11/02/22	11/04/22	1,291,468.75	4.49	11,623.64	1,296,265.60	1,287,609.44
US TREASURY NOTES DTD 11/15/2022 4.500% 11/15/2025		91282CFW6	2,150,000.00	AA+	Aaa	12/05/22	12/07/22	2,172,087.89	4.12	12,356.66	2,160,324.13	2,136,562.50
US TREASURY NOTES DTD 12/15/2022 4.000% 12/15/2025		91282CGA3	1,370,000.00	AA+	Aaa	01/05/23	01/06/23	1,363,042.97	4.18	2,395.63	1,366,553.87	1,352,232.74
US TREASURY NOTES DTD 01/15/2023 3.875% 01/15/2026		91282CGE5	1,820,000.00	AA+	Aaa	01/30/23	02/01/23	1,815,521.09	3.96	32,550.00	1,817,663.00	1,792,700.00
US TREASURY NOTES DTD 02/15/2023 4.000% 02/15/2026		91282CGL9	495,000.00	AA+	Aaa	04/18/23	04/20/23	495,290.04	3.98	7,452.20	495,166.94	488,271.07
US TREASURY NOTES DTD 02/15/2023 4.000% 02/15/2026		91282CGL9	1,705,000.00	AA+	Aaa	03/02/23	03/06/23	1,675,562.11	4.63	25,668.68	1,688,764.06	1,681,822.57
US TREASURY NOTES DTD 04/15/2023 3.750% 04/15/2026		91282CGV7	145,000.00	AA+	Aaa	04/25/24	04/29/24	141,629.88	5.01	1,143.95	141,926.41	142,394.52
US TREASURY NOTES DTD 04/15/2023 3.750% 04/15/2026		91282CGV7	2,415,000.00	AA+	Aaa	05/01/23	05/03/23	2,409,339.84	3.83	19,052.77	2,411,571.35	2,371,605.35
US TREASURY NOTES DTD 05/15/2023 3.625% 05/15/2026		91282CHB0	3,025,000.00	AA+	Aaa	06/01/23	06/05/23	2,994,159.18	4.00	14,005.01	3,005,405.32	2,963,081.88
US TREASURY NOTES DTD 06/15/2023 4.125% 06/15/2026		91282CHH7	780,000.00	AA+	Aaa	06/28/23	06/29/23	774,607.03	4.38	1,406.56	776,441.24	770,981.25
US TREASURY NOTES DTD 07/15/2023 4.500% 07/15/2026		91282CHM6	1,265,000.00	AA+	Aaa	08/01/23	08/03/23	1,262,628.12	4.57	26,273.08	1,263,361.49	1,259,465.63
US TREASURY NOTES DTD 08/15/2023 4.375% 08/15/2026		91282CHU8	1,070,000.00	AA+	Aaa	09/06/23	09/11/23	1,059,801.56	4.73	17,618.99	1,062,606.37	1,062,978.13

**Managed Account Detail of Securities Held**

For the Month Ending **June 30, 2024**

**CITY OF DORAL GENERAL FUND - [REDACTED]**

<b>Security Type/Description</b> <b>Dated Date/Coupon/Maturity</b>	<b>CUSIP</b>	<b>Par</b>	<b>S&amp;P Rating</b>	<b>Moody's Rating</b>	<b>Trade Date</b>	<b>Settle Date</b>	<b>Original Cost</b>	<b>YTM at Cost</b>	<b>Accrued Interest</b>	<b>Amortized Cost</b>	<b>Market Value</b>
<b>U.S. Treasury Bond / Note</b>											
US TREASURY NOTES DTD 09/15/2023 4.625% 09/15/2026	91282CHY0	310,000.00	AA+	Aaa	10/03/23	10/05/23	307,783.99	4.89	4,207.74	308,310.45	309,660.92
US TREASURY NOTES DTD 10/15/2023 4.625% 10/15/2026	91282CJC6	870,000.00	AA+	Aaa	11/07/23	11/09/23	868,844.53	4.67	8,465.27	869,084.38	869,184.38
US TREASURY N/B NOTES DTD 11/15/2023 4.625% 11/15/2026	91282CJK8	1,695,000.00	AA+	Aaa	12/07/23	12/11/23	1,708,970.51	4.32	10,012.25	1,706,449.62	1,694,470.31
US TREASURY N/B NOTES DTD 12/15/2023 4.375% 12/15/2026	91282CJP7	3,695,000.00	AA+	Aaa	01/02/24	01/04/24	3,723,434.18	4.10	7,066.94	3,718,944.63	3,674,215.63
US TREASURY N/B NOTES DTD 01/15/2024 4.000% 01/15/2027	91282CJT9	1,210,000.00	AA+	Aaa	02/01/24	02/05/24	1,211,181.64	3.96	22,338.46	1,211,027.42	1,192,417.25
US TREASURY N/B NOTES DTD 02/15/2024 4.125% 02/15/2027	91282CKA8	2,080,000.00	AA+	Aaa	03/05/24	03/07/24	2,067,812.50	4.34	32,292.86	2,069,059.43	2,056,275.10
US TREASURY N/B NOTES DTD 03/15/2024 4.250% 03/15/2027	91282CKE0	500,000.00	AA+	Aaa	04/02/24	04/05/24	496,425.78	4.51	6,236.41	496,695.89	496,015.60
US TREASURY N/B NOTES DTD 04/15/2024 4.500% 04/15/2027	91282CKJ9	1,200,000.00	AA+	Aaa	05/02/24	05/06/24	1,191,421.88	4.76	11,360.66	1,191,839.23	1,198,312.56
US TREASURY N/B NOTES DTD 05/15/2024 4.500% 05/15/2027	91282CKR1	1,000,000.00	AA+	Aaa	06/05/24	06/06/24	998,554.69	4.55	5,747.28	998,585.97	998,750.00
<b>Security Type Sub-Total</b>		<b>30,405,000.00</b>					<b>30,331,128.90</b>	<b>4.26</b>	<b>282,566.21</b>	<b>30,359,151.84</b>	<b>30,098,787.29</b>
<b>Federal Agency Mortgage-Backed Security</b>											
FANNIE MAE POOL FM4174 DTD 09/01/2020 3.000% 11/01/2032	3140X7T82	212,399.64	AA+	Aaa	09/08/20	09/18/20	225,243.19	2.42	531.00	221,233.75	205,159.81
FN BM4614 DTD 10/01/2018 3.000% 03/01/2033	3140J9DU2	132,565.17	AA+	Aaa	08/03/21	08/17/21	141,264.77	2.35	331.41	139,099.16	125,418.42
FN FM5616 DTD 01/01/2021 3.000% 12/01/2034	3140X9G25	174,706.95	AA+	Aaa	09/16/21	09/21/21	184,779.91	2.49	436.77	182,660.39	164,148.41
FANNIE MAE POOL FN 885671 DTD 10/01/2006 6.500% 10/01/2036	31410C6G2	1,055.04	AA+	Aaa	01/29/16	01/29/16	1,055.04	6.50	5.71	1,055.04	1,106.88

**Managed Account Detail of Securities Held**

For the Month Ending **June 30, 2024**

CITY OF DORAL GENERAL FUND - [REDACTED]

Security Type/Description Dated Date/Coupon/Maturity	CUSIP	Par	S&P Rating	Moody's Rating	Trade Date	Settle Date	Original Cost	YTM at Cost	Accrued Interest	Amortized Cost	Market Value
<b>Federal Agency Mortgage-Backed Security</b>											
FANNIE MAE POOL FN 899203 DTD 11/01/2006 6.500% 10/01/2036	31410WAC2	11,459.17	AA+	Aaa	01/29/16	01/29/16	11,459.17	6.50	62.07	11,459.17	12,022.80
FANNIE MAE POOL FN 899273 DTD 11/01/2006 6.500% 11/01/2036	31410WCJ5	5,726.10	AA+	Aaa	01/29/16	01/29/16	5,725.65	6.50	31.02	5,725.83	6,007.45
GINNIE MAE I POOL 668892 DTD 06/01/2007 7.500% 06/01/2037	36295FC51	72,399.17	AA+	Aaa	01/29/16	01/29/16	72,399.17	7.50	452.49	72,399.17	77,170.81
FANNIE MAE POOL FN 946318 DTD 08/01/2007 6.500% 09/01/2037	31413HYP7	397.89	AA+	Aaa	01/29/16	01/29/16	397.89	6.50	2.16	397.89	418.33
GINNIE MAE I POOL 662584 DTD 09/01/2007 6.500% 09/01/2037	36294XCV6	11,726.63	AA+	Aaa	01/29/16	01/29/16	11,726.63	6.50	63.52	11,726.63	12,498.98
FANNIE MAE POOL FN 956412 DTD 11/01/2007 6.500% 11/01/2037	31413VAM9	2,184.82	AA+	Aaa	01/29/16	01/29/16	2,184.82	6.50	11.83	2,184.82	2,297.31
GINNIE MAE I POOL 677536 DTD 11/01/2007 6.500% 11/01/2037	36295QV56	4,212.15	AA+	Aaa	01/29/16	01/29/16	4,212.15	6.50	22.82	4,212.15	4,380.06
GINNIE MAE II POOL 4117 DTD 04/01/2008 7.000% 04/01/2038	36202ESE0	11,523.06	AA+	Aaa	01/29/16	01/29/16	11,523.06	7.00	67.22	11,523.06	12,157.32
GINNIE MAE II POOL 4262 DTD 10/01/2008 7.000% 10/01/2038	36202EWX3	5,205.86	AA+	Aaa	01/29/16	01/29/16	5,205.86	7.00	30.37	5,205.86	5,610.94
<b>Security Type Sub-Total</b>		<b>645,561.65</b>					<b>677,177.31</b>	<b>3.43</b>	<b>2,048.39</b>	<b>668,882.92</b>	<b>628,397.52</b>

<b>Federal Agency Commercial Mortgage-Backed Security</b>											
FHMS K052 A2 DTD 02/10/2016 3.151% 11/01/2025	3137BMTX4	690,000.00	AA+	Aaa	03/28/23	03/31/23	669,192.19	4.39	1,811.83	679,266.16	671,715.53
FHMS K057 A2 DTD 09/28/2016 2.570% 07/01/2026	3137BROJ7	355,000.00	AA+	Aaa	03/02/23	03/07/23	330,122.27	4.86	760.29	340,015.89	338,965.41
FHMS K736 A2 DTD 09/01/2019 2.282% 07/01/2026	3137FNWX4	370,000.00	AA+	Aaa	10/05/23	10/11/23	343,305.08	5.13	703.62	350,395.08	351,626.06

**Managed Account Detail of Securities Held**

For the Month Ending **June 30, 2024**

**CITY OF DORAL GENERAL FUND - [REDACTED]**

<b>Security Type/Description</b>	<b>Dated Date/Coupon/Maturity</b>	<b>CUSIP</b>	<b>Par</b>	<b>S&amp;P Rating</b>	<b>Moody's Rating</b>	<b>Trade Date</b>	<b>Settle Date</b>	<b>Original Cost</b>	<b>YTM at Cost</b>	<b>Accrued Interest</b>	<b>Amortized Cost</b>	<b>Market Value</b>
<b>Federal Agency Commercial Mortgage-Backed Security</b>												
FNA 2016-M12 A2 DTD 11/30/2016 2.525% 09/01/2026		3136AUKX8	359,457.96	AA+	Aaa	11/20/23	11/27/23	335,391.14	5.05	756.41	340,432.58	341,534.89
FHMS K067 A2 DTD 09/28/2017 3.194% 07/01/2027		3137FAWS3	370,000.00	AA+	Aaa	06/24/24	06/27/24	353,003.13	4.84	984.82	353,064.99	352,209.79
FHMS K092 A1 DTD 05/31/2019 3.125% 10/01/2028		3137FLYU2	283,411.25	AA+	Aaa	10/25/23	10/30/23	266,683.34	4.46	738.05	268,756.96	271,975.28
<b>Security Type Sub-Total</b>			<b>2,427,869.21</b>					<b>2,297,697.15</b>	<b>4.74</b>	<b>5,755.02</b>	<b>2,331,931.66</b>	<b>2,328,026.96</b>
<b>Federal Agency Collateralized Mortgage Obligation</b>												
Government National Mortgage Association DTD 09/26/2008 6.000% 09/01/2038		38375YEK4	12,177.72	AA+	Aaa	01/29/16	01/29/16	12,177.72	6.00	60.89	12,177.72	12,450.88
FHLMC SERIES 3842 PH DTD 04/01/2011 4.000% 04/01/2041		3137A9OP4	64,696.39	AA+	Aaa	05/05/15	05/05/15	69,402.04	3.57	215.65	67,738.68	62,671.50
Government National Mortgage Association DTD 09/30/2014 3.000% 09/01/2064		38375UPV6	86,792.07	AA+	Aaa	02/01/21	02/04/21	92,146.14	2.76	216.98	91,727.97	84,262.51
Government National Mortgage Association DTD 07/30/2019 2.500% 01/01/2069		38380LXE8	176,071.07	AA+	Aaa	07/12/19	07/30/19	176,999.58	2.48	366.81	176,907.10	170,846.38
Government National Mortgage Association DTD 01/30/2020 2.250% 12/01/2069		38380LV67	212,420.20	AA+	Aaa	01/13/20	01/30/20	213,341.23	2.24	398.29	213,259.57	204,454.73
<b>Security Type Sub-Total</b>			<b>552,157.45</b>					<b>564,066.71</b>	<b>2.64</b>	<b>1,258.62</b>	<b>561,811.04</b>	<b>534,686.00</b>
<b>Corporate Note</b>												
3M COMPANY (CALLABLE) CORP NOTES DTD 08/26/2019 2.000% 02/14/2025		88579YBH3	300,000.00	BBB+	A3	09/22/21	09/24/21	311,892.00	0.81	2,283.33	301,939.34	293,071.20
MET TOWER GLOBAL FUNDING NOTES DTD 06/13/2022 3.700% 06/13/2025		58989V2E3	330,000.00	AA-	Aa3	06/06/22	06/13/22	329,676.60	3.73	610.50	329,897.61	324,590.64
COOPERAT RABOBANK UA/NY CORPORATE NOTES DTD 07/18/2023 5.500% 07/18/2025		21688AAW2	655,000.00	A+	Aa2	07/11/23	07/18/23	654,574.25	5.53	16,311.32	654,777.52	655,801.07

**Managed Account Detail of Securities Held**

For the Month Ending **June 30, 2024**

CITY OF DORAL GENERAL FUND - [REDACTED]											
Security Type/Description			S&P	Moody's	Trade	Settle	Original	YTM	Accrued	Amortized	Market
Dated Date/Coupon/Maturity	CUSIP	Par	Rating	Rating	Date	Date	Cost	at Cost	Interest	Cost	Value
<b>Corporate Note</b>											
MORGAN STANLEY CORP NOTES DTD 07/23/2015 4.000% 07/23/2025	6174468C6	235,000.00	A-	A1	05/19/22	05/23/22	236,095.10	3.84	4,125.56	235,366.30	231,528.11
MASSMUTUAL GLOBAL FUNDIN NOTES DTD 08/26/2022 4.150% 08/26/2025	57629WDK3	260,000.00	AA+	Aa3	08/23/22	08/26/22	259,732.20	4.19	3,746.53	259,897.13	256,654.32
PRICOA GLOBAL FUNDING 1 NOTES DTD 08/31/2022 4.200% 08/28/2025	74153WCR8	155,000.00	AA-	Aa3	08/24/22	08/31/22	154,905.45	4.22	2,224.25	154,963.41	152,532.40
NESTLE HOLDINGS INC CORP NOTE DTD 09/13/2022 4.000% 09/12/2025	641062BA1	185,000.00	AA-	Aa3	09/06/22	09/13/22	184,938.95	4.01	2,240.56	184,975.58	182,404.82
BANK OF MONTREAL CORPORATE NOTES DTD 09/25/2023 5.920% 09/25/2025	06368LWT9	325,000.00	A-	A2	09/18/23	09/25/23	325,000.00	5.92	5,130.67	325,000.00	326,505.08
BANK OF AMERICA CORP NOTES (CALLABLE) DTD 09/25/2020 0.981% 09/25/2025	06051GJG5	805,000.00	A-	A1	09/22/20	09/25/20	805,000.00	0.98	2,105.88	805,000.00	796,274.61
CITIBANK NA CORP NOTES (CALLABLE) DTD 09/29/2023 5.864% 09/29/2025	17325FBA5	255,000.00	A+	Aa3	09/26/23	09/29/23	255,000.00	5.86	3,821.37	255,000.00	255,983.28
PNC FINANCIAL SERVICES CORP NOTE (CALLAB DTD 10/28/2022 5.671% 10/28/2025	693475BH7	160,000.00	A-	A3	10/25/22	10/28/22	160,000.00	5.67	1,587.88	160,000.00	159,416.80
WESTPAC BANKING CORP CORPORATE NOTES DTD 11/17/2023 5.512% 11/17/2025	961214FL2	455,000.00	AA-	Aa2	11/08/23	11/17/23	455,000.00	5.51	3,065.28	455,000.00	457,216.76
LINDE INC/CT CORPORATE NOTES (CALLABLE) DTD 12/05/2022 4.700% 12/05/2025	53522KAB9	505,000.00	A	A2	11/28/22	12/05/22	504,454.60	4.74	1,714.19	504,740.24	501,540.25
PROTECTIVE LIFE GLOBAL NOTES DTD 01/06/2023 5.366% 01/06/2026	74368CBO6	150,000.00	AA-	A1	01/03/23	01/06/23	150,000.00	5.37	3,912.71	150,000.00	149,990.25
CATERPILLAR FINL SERVICE CORPORATE NOTES DTD 01/06/2023 4.800% 01/06/2026	14913R3B1	500,000.00	A	A2	01/03/23	01/06/23	499,875.00	4.81	11,666.67	499,936.82	497,651.50

**Managed Account Detail of Securities Held**

For the Month Ending **June 30, 2024**

CITY OF DORAL GENERAL FUND - [REDACTED]											
Security Type/Description			S&P	Moody's	Trade	Settle	Original	YTM	Accrued	Amortized	Market
Dated Date/Coupon/Maturity	CUSIP	Par	Rating	Rating	Date	Date	Cost	at Cost	Interest	Cost	Value
<b>Corporate Note</b>											
NATIONAL AUSTRALIA BK/NY CORPORATE NOTES DTD 01/12/2023 4.966% 01/12/2026	63253QAA2	450,000.00	AA-	Aa2	01/04/23	01/12/23	450,000.00	4.97	10,490.68	450,000.00	447,799.50
WELLS FARGO BANK NA CORPORATE NOTES (CAL) DTD 01/23/2024 4.811% 01/15/2026	94988J6H5	520,000.00	A+	Aa2	01/16/24	01/23/24	520,000.00	4.81	10,979.77	520,000.00	516,592.96
STATE STREET CORP NOTES (CALLABLE) DTD 01/26/2023 4.857% 01/26/2026	857477BZ5	55,000.00	A	A1	01/23/23	01/26/23	55,000.00	4.86	1,150.16	55,000.00	54,654.66
BANK OF NOVA SCOTIA CORPORATE NOTES DTD 02/02/2023 4.750% 02/02/2026	06417XAN1	500,000.00	A-	A2	07/20/23	07/24/23	492,345.00	5.41	9,829.86	495,186.63	494,194.50
STATE STREET CORP (CALLABLE) CORPORATE N DTD 02/07/2022 1.746% 02/06/2026	857477BR3	155,000.00	A	A1	02/02/22	02/07/22	155,000.00	1.75	1,090.04	155,000.00	151,228.70
JPMORGAN CHASE & CO (CALLABLE) CORPORATE DTD 04/26/2022 4.080% 04/26/2026	46647PCZ7	900,000.00	A-	A1	04/19/22	04/26/22	900,000.00	4.08	6,630.00	900,000.00	887,547.60
AMERICAN HONDA FINANCE CORPORATE NOTES DTD 07/07/2023 5.250% 07/07/2026	02665WEK3	95,000.00	A-	A3	07/06/23	07/10/23	94,476.55	5.45	2,410.63	94,647.52	95,085.12
AMERICAN HONDA FINANCE CORPORATE NOTES DTD 07/07/2023 5.250% 07/07/2026	02665WEK3	125,000.00	A-	A3	07/05/23	07/07/23	124,846.25	5.29	3,171.87	124,896.75	125,112.00
TORONTO-DOMINION BANK CORPORATE NOTES DTD 07/17/2023 5.532% 07/17/2026	89115A2S0	500,000.00	A	A1	07/20/23	07/24/23	501,435.00	5.43	12,600.67	500,983.02	501,426.00
ROYAL BANK OF CANADA CORPORATE NOTES DTD 07/20/2023 5.200% 07/20/2026	78016FZZ0	500,000.00	A	A1	07/20/23	07/24/23	497,720.00	5.37	11,627.78	498,436.15	499,335.00
MORGAN STANLEY CORP NOTES DTD 07/25/2016 3.125% 07/27/2026	61761J3R8	200,000.00	A-	A1	07/20/23	07/24/23	187,874.00	5.33	2,673.61	191,658.55	191,637.20

**Managed Account Detail of Securities Held**

For the Month Ending **June 30, 2024**

CITY OF DORAL GENERAL FUND - [REDACTED]											
Security Type/Description			S&P	Moody's	Trade	Settle	Original	YTM	Accrued	Amortized	Market
Dated Date/Coupon/Maturity	CUSIP	Par	Rating	Rating	Date	Date	Cost	at Cost	Interest	Cost	Value
<b>Corporate Note</b>											
MERCEDES-BENZ FIN NA CORPORATE NOTES DTD 08/03/2023 5.200% 08/03/2026	58769JAK3	275,000.00	A	A2	08/21/23	08/23/23	273,174.00	5.45	5,878.89	273,705.17	274,992.03
STATE STREET CORP NOTES (CALLABLE) DTD 08/03/2023 5.272% 08/03/2026	857477CD3	380,000.00	A	A1	07/31/23	08/03/23	380,000.00	5.27	8,236.04	380,000.00	380,018.24
TOYOTA MOTOR CREDIT CORP CORPORATE NOTES DTD 08/14/2023 5.000% 08/14/2026	89236TKX2	275,000.00	A+	A1	08/09/23	08/14/23	274,667.25	5.04	5,232.64	274,765.01	274,249.80
PACIFIC LIFE GF II NOTES DTD 08/30/2023 5.500% 08/28/2026	6944PL2W8	90,000.00	AA-	Aa3	08/23/23	08/30/23	89,968.50	5.51	1,691.25	89,977.31	90,423.90
SUMITOMO MITSUI TR BK LT CORPORATE NOTES DTD 09/14/2023 5.650% 09/14/2026	86563VBK4	275,000.00	A	A1	09/05/23	09/14/23	274,956.00	5.66	4,618.09	274,966.97	276,644.50
NEW YORK LIFE GLOBAL FDG NOTES DTD 09/19/2023 5.450% 09/18/2026	64953BBF4	500,000.00	AA+	Aaa	09/12/23	09/19/23	499,905.00	5.46	7,796.53	499,928.34	501,184.50
HOME DEPOT INC CORPORATE NOTES DTD 12/04/2023 4.950% 09/30/2026	437076CV2	115,000.00	A	A2	11/27/23	12/04/23	114,748.15	5.03	1,438.94	114,796.58	114,692.03
CANADIAN IMPERIAL BANK CORPORATE NOTES DTD 10/03/2023 5.926% 10/02/2026	13607LWT6	275,000.00	A-	A2	09/26/23	10/03/23	275,000.00	5.93	4,028.86	275,000.00	278,294.78
DIAGEO CAPITAL PLC CORPORATE NOTES (CALL) DTD 10/05/2023 5.375% 10/05/2026	25243YBK4	315,000.00	A-	A3	10/02/23	10/05/23	314,146.35	5.47	4,044.69	314,343.62	316,534.37
STATE STREET CORP NOTES (CALLABLE) DTD 11/04/2022 5.751% 11/04/2026	857477BX0	100,000.00	A	A1	11/01/22	11/04/22	100,000.00	5.75	910.58	100,000.00	100,429.90
PACCAR FINANCIAL CORP CORPORATE NOTES DTD 11/09/2023 5.200% 11/09/2026	69371RS72	190,000.00	A+	A1	11/03/23	11/09/23	189,853.70	5.23	1,427.11	189,883.23	190,837.71

**Managed Account Detail of Securities Held**

For the Month Ending **June 30, 2024**

CITY OF DORAL GENERAL FUND - [REDACTED]											
Security Type/Description			S&P	Moody's	Trade	Settle	Original	YTM	Accrued	Amortized	Market
Dated Date/Coupon/Maturity	CUSIP	Par	Rating	Rating	Date	Date	Cost	at Cost	Interest	Cost	Value
<b>Corporate Note</b>											
PEPSICO INC CORPORATE NOTES (CALLABLE) DTD 11/10/2023 5.125% 11/10/2026	713448FW3	145,000.00	A+	A1	11/08/23	11/10/23	144,960.85	5.13	1,052.76	144,968.73	145,556.51
ROCHE HOLDINGS INC CORP NOTE (CALLABLE) DTD 11/13/2023 5.265% 11/13/2026	771196CE0	470,000.00	AA	Aa2	11/06/23	11/13/23	470,000.00	5.27	3,299.40	470,000.00	472,520.61
WELLS FARGO CORP NOTES (CALLABLE) DTD 12/11/2023 5.254% 12/11/2026	94988J6F9	370,000.00	A+	Aa2	12/04/23	12/11/23	370,000.00	5.25	1,079.99	370,000.00	370,157.62
MERCEDES-BENZ FIN NA CORPORATE NOTES DTD 01/11/2024 4.800% 01/11/2027	58769JAO0	250,000.00	A	A2	01/08/24	01/11/24	249,745.00	4.84	5,666.67	249,782.78	248,621.75
PROTECTIVE LIFE GLOBAL NOTES DTD 01/12/2024 4.992% 01/12/2027	74368CBX1	370,000.00	AA-	A1	01/09/24	01/12/24	370,000.00	4.99	8,670.83	370,000.00	368,971.40
PRINCIPAL LFE GLB FND II NOTES DTD 01/16/2024 5.000% 01/16/2027	74256LEX3	90,000.00	A+	A1	01/10/24	01/16/24	90,270.90	4.89	2,062.50	90,231.97	89,488.53
PRINCIPAL LFE GLB FND II NOTES DTD 01/16/2024 5.000% 01/16/2027	74256LEX3	135,000.00	A+	A1	01/08/24	01/16/24	134,947.35	5.01	3,093.75	134,954.90	134,232.80
BPCE SA NOTES DTD 01/18/2024 5.203% 01/18/2027	05571AAT2	250,000.00	A	A1	01/09/24	01/18/24	250,255.00	5.17	5,889.51	250,218.93	249,007.00
AUST & NZ BANKING GRP NY BONDS DTD 01/18/2024 4.750% 01/18/2027	05253JAZ4	525,000.00	AA-	Aa2	01/08/24	01/18/24	525,000.00	4.75	11,291.15	525,000.00	521,627.93
BANQUE FED CRED MUTUEL CORPORATE NOTES DTD 01/23/2024 5.088% 01/23/2027	06675FBC0	500,000.00	A+	Aa3	01/17/24	01/23/24	500,000.00	5.09	11,165.33	500,000.00	497,413.00
PNC FINANCIAL SERVICES CORP NOTES (CALLA DTD 01/24/2023 4.758% 01/26/2027	693475BL8	35,000.00	A-	A3	01/19/23	01/24/23	35,000.00	4.76	717.00	35,000.00	34,585.43
NATIONAL RURAL UTIL COOP CORP NOTES (CAL DTD 02/05/2024 4.800% 02/05/2027	63743HFM9	510,000.00	A-	A2	01/24/24	02/05/24	509,847.00	4.81	9,928.00	509,866.35	507,017.01

**Managed Account Detail of Securities Held**

For the Month Ending **June 30, 2024**

CITY OF DORAL GENERAL FUND - [REDACTED]											
Security Type/Description	CUSIP	Par	S&P Rating	Moody's Rating	Trade Date	Settle Date	Original Cost	YTM at Cost	Accrued Interest	Amortized Cost	Market Value
Dated Date/Coupon/Maturity											
<b>Corporate Note</b>											
TEXAS INSTRUMENTS CORP NOTES (CALLABLE) DTD 02/08/2024 4.600% 02/08/2027	882508CE2	325,000.00	A+	Aa3	02/05/24	02/08/24	324,792.00	4.62	5,938.47	324,817.82	322,632.05
ELI LILLY & CO CORPORATE NOTES DTD 02/09/2024 4.500% 02/09/2027	532457CJ5	335,000.00	A+	A1	02/07/24	02/09/24	334,822.45	4.52	5,946.25	334,844.37	331,509.97
BRISTOL-MYERS SQUIBB CORP NOTES (CALLABL DTD 02/22/2024 4.900% 02/22/2027	110122EE4	105,000.00	A	A2	02/14/24	02/22/24	104,886.60	4.94	1,843.63	104,899.25	104,938.26
WESTPAC NEW ZEALAND LTD CORPORATE NOTES DTD 02/26/2024 5.132% 02/26/2027	96122FAB3	250,000.00	AA-	A1	02/20/24	02/26/24	250,000.00	5.13	4,454.86	250,000.00	249,118.75
ASTRAZENECA FINANCE LLC CORP NOTES (CALL DTD 02/26/2024 4.800% 02/26/2027	04636NAK9	250,000.00	A	A2	02/21/24	02/26/24	249,580.00	4.86	4,166.67	249,625.43	249,333.75
CISCO SYSTEMS INC CORPORATE NOTES (CALLA DTD 02/26/2024 4.800% 02/26/2027	17275RBQ4	325,000.00	AA-	A1	02/21/24	02/26/24	324,577.50	4.85	5,416.67	324,623.21	324,106.90
DEERE & COMPANY CAPITAL CORP NOTE DTD 03/07/2024 4.850% 03/05/2027	24422EXM6	420,000.00	A	A1	03/04/24	03/07/24	419,609.40	4.88	6,450.50	419,647.91	418,556.88
CREDIT AGRICOLE SA NOTES DTD 03/11/2024 5.134% 03/11/2027	22534PAH6	515,000.00	A+	Aa3	03/04/24	03/11/24	515,000.00	5.13	8,078.92	515,000.00	513,214.50
AMERICAN HONDA FINANCE CORPORATE NOTES DTD 03/13/2024 4.900% 03/12/2027	02665WFD8	230,000.00	A-	A3	03/11/24	03/13/24	229,873.50	4.92	3,381.00	229,885.30	229,163.95
STATE STREET CORP NOTE (CALLABLE) DTD 03/18/2024 4.993% 03/18/2027	857477CL5	210,000.00	A	A1	03/13/24	03/18/24	210,000.00	4.99	2,999.96	210,000.00	209,387.01
NORTHWESTERN MUTUAL GBL NOTES DTD 03/25/2024 5.070% 03/25/2027	66815L2R9	175,000.00	AA+	Aaa	03/18/24	03/25/24	174,980.75	5.07	2,366.00	174,982.34	175,152.43

**Managed Account Detail of Securities Held**

For the Month Ending **June 30, 2024**

CITY OF DORAL GENERAL FUND - [REDACTED]											
Security Type/Description			S&P	Moody's	Trade	Settle	Original	YTM	Accrued	Amortized	Market
Dated Date/Coupon/Maturity	CUSIP	Par	Rating	Rating	Date	Date	Cost	at Cost	Interest	Cost	Value
<b>Corporate Note</b>											
HORMEL FOODS CORP CORPORATE NOTES (CALLA) DTD 03/08/2024 4.800% 03/30/2027	440452AK6	170,000.00	A-	A1	03/05/24	03/08/24	169,835.10	4.83	2,561.34	169,850.89	168,991.73
BMW US CAPITAL LLC CORPORATE NOTES DTD 04/02/2024 4.900% 04/02/2027	05565ECH6	540,000.00	A	A2	03/25/24	04/02/24	539,357.40	4.94	6,541.50	539,406.60	537,390.18
ADOBE INC CORPORATE NOTES DTD 04/04/2024 4.850% 04/04/2027	00724PAE9	215,000.00	A+	A1	04/01/24	04/04/24	214,892.50	4.87	2,519.98	214,900.56	215,058.05
BRIGHTHSE FIN GLBL FUND NOTES DTD 04/11/2024 5.550% 04/09/2027	10921U2J6	310,000.00	A+	A3	04/04/24	04/11/24	309,907.00	5.56	3,823.33	309,913.36	308,291.59
MASSMUTUAL GLOBAL FUNDIN NOTES DTD 04/09/2024 5.100% 04/09/2027	57629W4S6	515,000.00	AA+	Aa3	04/02/24	04/09/24	514,845.50	5.11	5,982.58	514,856.38	515,429.51
UNITEDHEALTH GROUP INC CORPORATE NOTES ( ) DTD 03/21/2024 4.600% 04/15/2027	91324PEY4	530,000.00	A+	A2	03/19/24	03/21/24	526,305.90	4.85	6,772.22	526,619.47	525,383.70
GOLDMAN SACHS BANK USA CORPORATE NOTES ( ) DTD 05/21/2024 5.414% 05/21/2027	38151LAG5	415,000.00	A+	A1	05/15/24	05/21/24	415,000.00	5.41	2,496.46	415,000.00	414,131.82
SVENSKA HANDELSBANKEN AB NOTES DTD 05/28/2024 5.125% 05/28/2027	86959LAQ6	280,000.00	AA-	Aa2	05/20/24	05/28/24	279,708.80	5.16	1,315.42	279,717.12	279,606.32
MET LIFE GLOB FUNDING I NOTES DTD 06/11/2024 5.050% 06/11/2027	592179KL8	375,000.00	AA-	Aa3	06/04/24	06/11/24	374,535.00	5.10	1,052.08	374,542.86	373,891.50
CANADIAN IMPERIAL BANK CORPORATE NOTES DTD 06/28/2024 5.237% 06/28/2027	13607L8C0	170,000.00	A-	A2	06/24/24	06/28/24	170,000.00	5.24	74.19	170,000.00	169,368.62
BP CAP MARKETS AMERICA CORPORATE NOTES ( ) DTD 05/17/2024 5.017% 11/17/2027	10373OBY5	395,000.00	A-	A1	05/15/24	05/17/24	395,000.00	5.02	2,422.10	395,000.00	394,226.99
MORGAN STANLEY CORP NOTES (CALLABLE) DTD 04/19/2024 5.652% 04/13/2028	61747YFP5	90,000.00	A-	A1	04/17/24	04/19/24	90,000.00	5.65	1,017.36	90,000.00	90,885.69

**Managed Account Detail of Securities Held**

For the Month Ending **June 30, 2024**

**CITY OF DORAL GENERAL FUND - [REDACTED]**

Security Type/Description Dated Date/Coupon/Maturity	CUSIP	Par	S&P Rating	Moody's Rating	Trade Date	Settle Date	Original Cost	YTM at Cost	Accrued Interest	Amortized Cost	Market Value
<b>Security Type Sub-Total</b>		<b>22,860,000.00</b>					<b>22,838,795.40</b>	<b>4.83</b>	<b>334,043.77</b>	<b>22,837,825.33</b>	<b>22,763,045.83</b>

**Bank Note**

CITIBANK NA CORP NOTES (CALLABLE) DTD 04/30/2024 5.438% 04/30/2026	17325FBF4	255,000.00	A+	Aa3	04/23/24	04/30/24	255,000.00	5.44	2,349.67	255,000.00	255,633.93
---	-----------	------------	----	-----	----------	----------	------------	------	----------	------------	------------

<b>Security Type Sub-Total</b>		<b>255,000.00</b>					<b>255,000.00</b>	<b>5.44</b>	<b>2,349.67</b>	<b>255,000.00</b>	<b>255,633.93</b>
--------------------------------	--	-------------------	--	--	--	--	-------------------	-------------	-----------------	-------------------	-------------------

**Asset-Backed Security**

VWALT 2022-A A3 DTD 06/14/2022 3.440% 07/21/2025	92868AAC9	32,708.45	NR	Aaa	06/07/22	06/14/22	32,705.85	3.44	34.38	32,707.57	32,631.51
KCOT 2021-2A A3 DTD 07/28/2021 0.560% 11/17/2025	50117XAE2	61,019.64	NR	Aaa	07/20/21	07/28/21	61,017.35	0.56	15.19	61,018.91	60,054.13
HAROT 2021-3 A3 DTD 08/25/2021 0.410% 11/18/2025	43815EAC8	71,817.10	AAA	NR	08/17/21	08/25/21	71,816.05	0.41	10.63	71,816.76	70,745.78
CARMX 2021-1 A3 DTD 01/27/2021 0.340% 12/15/2025	14316NAC3	44,350.79	AAA	NR	01/20/21	01/27/21	44,342.03	0.34	6.70	44,348.18	44,076.78
HAROT 2021-4 A3 DTD 11/24/2021 0.880% 01/21/2026	43815GAC3	77,917.18	NR	Aaa	11/16/21	11/24/21	77,900.76	0.89	19.05	77,911.03	76,339.40
DTRT 2022-1 A3 DTD 10/19/2022 5.230% 02/17/2026	233869AC0	220,619.77	NR	Aaa	10/12/22	10/19/22	220,605.12	5.23	512.82	220,612.60	220,116.01
HAROT 2022-1 A3 DTD 02/23/2022 1.880% 05/15/2026	43815BAC4	201,237.69	AAA	Aaa	02/15/22	02/23/22	201,207.43	1.88	168.15	201,224.29	197,189.01
FORDO 2022-A A3 DTD 01/24/2022 1.290% 06/15/2026	345286AC2	78,993.13	AAA	NR	01/19/22	01/24/22	78,983.75	1.29	45.29	78,988.95	77,482.92
CARMX 2021-3 A3 DTD 07/28/2021 0.550% 06/15/2026	14317DAC4	142,655.75	AAA	Aaa	07/21/21	07/28/21	142,632.28	0.55	34.87	142,646.35	139,639.04
VALET 2021-1 A3 DTD 12/13/2021 1.020% 06/22/2026	92868KAC7	94,484.41	AAA	Aaa	12/07/21	12/13/21	94,480.71	1.02	29.45	94,482.80	92,768.17
BMWOT 2022-A A3 DTD 05/18/2022 3.210% 08/25/2026	05602RAD3	118,221.32	AAA	Aaa	05/10/22	05/18/22	118,215.17	3.21	63.25	118,218.23	116,622.71

**Managed Account Detail of Securities Held**

For the Month Ending **June 30, 2024**

CITY OF DORAL GENERAL FUND - [REDACTED]

Security Type/Description Dated Date/Coupon/Maturity	CUSIP	Par	S&P Rating	Moody's Rating	Trade Date	Settle Date	Original Cost	YTM at Cost	Accrued Interest	Amortized Cost	Market Value
<b>Asset-Backed Security</b>											
CARMX 2021-4 A3 DTD 09/22/2021 0.560% 09/15/2026	14317JAD9	71,805.23	AAA	Aaa	09/14/21	09/22/21	71,797.03	0.56	17.87	71,801.60	69,893.59
JDOT 2022-A A3 DTD 03/16/2022 2.320% 09/16/2026	47787JAC2	144,370.36	NR	Aaa	03/10/22	03/16/22	144,338.42	2.33	148.86	144,354.69	141,524.66
KCOT 2022-1A A3 DTD 03/23/2022 2.670% 10/15/2026	50117EAC8	226,559.03	NR	Aaa	03/15/22	03/23/22	226,526.64	2.67	268.85	226,542.79	222,021.55
HART 2022-A A3 DTD 03/16/2022 2.220% 10/15/2026	448977AD0	241,989.09	AAA	NR	03/09/22	03/16/22	241,979.78	2.22	238.76	241,984.44	237,412.08
ALLYA 2022-1 A3 DTD 05/18/2022 3.310% 11/15/2026	02008JAC0	267,393.25	AAA	Aaa	05/10/22	05/18/22	267,341.48	3.31	393.37	267,365.91	263,664.05
GMCAR 2022-1 A3 DTD 01/19/2022 1.260% 11/16/2026	380146AC4	80,372.26	AAA	NR	01/11/22	01/19/22	80,365.28	1.26	42.20	80,368.82	78,589.61
CNH 2021-C A3 DTD 10/27/2021 0.810% 12/15/2026	12598LAC0	91,039.41	AAA	Aaa	10/19/21	10/27/21	91,028.83	0.81	32.77	91,034.35	88,481.28
HDMOT 2022-A A3 DTD 04/20/2022 3.060% 02/15/2027	41284YAD8	152,267.08	AAA	Aaa	04/12/22	04/20/22	152,241.73	3.06	207.08	152,253.28	150,162.28
GMCAR 2022-2 A3 DTD 04/13/2022 3.100% 02/16/2027	362585AC5	127,478.04	AAA	Aaa	04/05/22	04/13/22	127,451.40	3.10	164.66	127,463.59	125,445.49
CARMX 2022-2 A3 DTD 04/28/2022 3.490% 02/16/2027	14317HAC5	183,919.54	AAA	Aaa	04/21/22	04/28/22	183,891.56	3.49	285.28	183,904.23	181,299.57
TAOT 2022-C A3 DTD 08/16/2022 3.760% 04/15/2027	89231CAD9	140,000.00	AAA	NR	08/08/22	08/16/22	139,976.61	3.76	233.96	139,986.02	137,932.40
COPAR 2022-1 A3 DTD 05/04/2022 3.170% 04/15/2027	14043OAC6	170,264.44	AAA	NR	04/26/22	05/04/22	170,227.23	3.17	239.88	170,243.48	167,157.03
COMET 2022-A2 A DTD 06/14/2022 3.490% 05/15/2027	14041NGA3	475,000.00	AAA	NR	06/06/22	06/14/22	474,924.10	3.49	736.78	474,955.71	466,783.93
COPAR 2022-2 A3 DTD 08/10/2022 3.660% 05/17/2027	14043GAD6	205,000.00	AAA	Aaa	08/02/22	08/10/22	204,985.32	3.66	333.47	204,991.15	201,766.29

**Managed Account Detail of Securities Held**

For the Month Ending **June 30, 2024**

CITY OF DORAL GENERAL FUND - [REDACTED]											
Security Type/Description			S&P	Moody's	Trade	Settle	Original	YTM	Accrued	Amortized	Market
Dated Date/Coupon/Maturity	CUSIP	Par	Rating	Rating	Date	Date	Cost	at Cost	Interest	Cost	Value
Asset-Backed Security											
DCENT 2022-A2 A DTD 05/26/2022 3.320% 05/17/2027	254683CS2	480,000.00	NR	Aaa	05/19/22	05/26/22	479,960.98	3.32	708.27	479,977.45	471,016.03
AMXCA 2022-2 A DTD 05/24/2022 3.390% 05/17/2027	02582JJT8	515,000.00	AAA	NR	05/17/22	05/24/22	514,886.08	3.39	775.93	514,934.24	505,806.22
KCOT 2023-1A A3 DTD 03/31/2023 5.020% 06/15/2027	50117KAC4	175,000.00	NR	Aaa	03/28/23	03/31/23	174,972.61	5.02	390.44	174,980.77	174,014.37
JDOT 2022-C A3 DTD 10/19/2022 5.090% 06/15/2027	47800BAC2	400,000.00	NR	Aaa	10/12/22	10/19/22	399,968.96	5.09	904.89	399,980.30	398,178.60
CNH 2022-A A3 DTD 03/31/2022 2.940% 07/15/2027	12660DAC1	165,210.19	AAA	NR	03/24/22	03/31/22	165,197.98	2.94	215.87	165,203.18	161,550.22
DCENT 2022-A3 A3 DTD 08/09/2022 3.560% 07/15/2027	254683CW3	420,000.00	AAA	Aaa	08/02/22	08/09/22	419,947.88	3.56	664.53	419,967.91	411,860.57
CARMX 2022-4 A3 DTD 10/31/2022 5.340% 08/16/2027	14318UAD3	550,000.00	AAA	NR	10/26/22	10/31/22	549,871.03	5.35	1,305.33	549,915.91	548,781.97
MBART 2022-1 A3 DTD 11/22/2022 5.210% 08/16/2027	58768PAC8	575,000.00	AAA	Aaa	11/15/22	11/22/22	574,886.27	5.21	1,331.44	574,924.90	573,327.90
CHAIT 2022-A1 A DTD 09/16/2022 3.970% 09/15/2027	161571HS6	200,000.00	AAA	NR	09/09/22	09/16/22	199,966.62	3.97	352.89	199,978.58	196,708.22
TAOT 2023-A A3 DTD 01/30/2023 4.630% 09/15/2027	891940AC2	215,000.00	AAA	NR	01/24/23	01/30/23	214,999.89	4.63	442.42	214,999.92	213,110.37
JDOT 2023-A A3 DTD 03/02/2023 5.010% 11/15/2027	47800CAC0	140,000.00	NR	Aaa	02/22/23	03/02/23	139,974.49	5.01	311.73	139,981.72	139,283.26
BACCT 2022-A1 A1 DTD 06/16/2022 3.530% 11/15/2027	05522RDE5	165,000.00	NR	Aaa	06/09/22	06/16/22	164,989.70	3.53	258.87	164,993.58	161,998.88
HAROT 2023-2 A3 DTD 05/30/2023 4.930% 11/15/2027	437927AC0	225,000.00	AAA	Aaa	05/23/23	05/30/23	224,963.55	4.93	493.00	224,972.45	223,800.75
DTRT 2024-1 A3 DTD 04/24/2024 5.490% 12/15/2027	233874AC0	165,000.00	NR	Aaa	04/15/24	04/24/24	164,985.35	5.49	402.60	164,986.03	165,511.93

**Managed Account Detail of Securities Held**

For the Month Ending **June 30, 2024**

CITY OF DORAL GENERAL FUND - [REDACTED]

Security Type/Description Dated Date/Coupon/Maturity	CUSIP	Par	S&P Rating	Moody's Rating	Trade Date	Settle Date	Original Cost	YTM at Cost	Accrued Interest	Amortized Cost	Market Value
<b>Asset-Backed Security</b>											
KCOT 2023-2A A3 DTD 07/26/2023 5.280% 01/18/2028	500945AC4	130,000.00	NR	Aaa	07/18/23	07/26/23	129,967.16	5.29	305.07	129,974.00	130,165.75
FORDO 2023-A A3 DTD 03/31/2023 4.650% 02/15/2028	344928AD8	175,000.00	AAA	NR	03/28/23	03/31/23	174,981.75	4.65	361.67	174,986.44	173,357.03
TAOT 2023-B A3 DTD 05/23/2023 4.710% 02/15/2028	891941AD8	240,000.00	NR	Aaa	05/16/23	05/23/23	239,986.58	4.71	502.40	239,989.72	237,449.02
BAAT 2023-1A A3 DTD 07/31/2023 5.530% 02/15/2028	06428AAC2	265,000.00	NR	Aaa	07/25/23	07/31/23	264,989.96	5.53	651.31	264,991.99	265,699.20
GMCAR 2023-2 A3 DTD 04/12/2023 4.470% 02/16/2028	362583AD8	185,000.00	AAA	Aaa	04/04/23	04/12/23	184,994.91	4.47	344.56	184,996.19	182,933.51
BMWOT 2023-A A3 DTD 07/18/2023 5.470% 02/25/2028	05592XAD2	120,000.00	AAA	NR	07/11/23	07/18/23	119,978.74	5.47	109.40	119,983.15	120,377.35
JDOT 2023-B A3 DTD 06/28/2023 5.180% 03/15/2028	477920AC6	155,000.00	NR	Aaa	06/21/23	06/28/23	154,974.15	5.18	356.84	154,979.69	154,588.32
HART 2023-B A3 DTD 07/19/2023 5.480% 04/17/2028	44933XAD9	150,000.00	AAA	NR	07/11/23	07/19/23	149,993.49	5.48	365.33	149,994.80	150,414.33
BAAT 2023-2A A3 DTD 11/21/2023 5.740% 06/15/2028	06054YAC1	395,000.00	NR	Aaa	11/15/23	11/21/23	394,992.85	5.74	1,007.69	394,993.70	397,500.31
KCOT 2024-1A A3 DTD 02/21/2024 5.190% 07/17/2028	50117BAC4	170,000.00	NR	Aaa	02/14/24	02/21/24	169,993.35	5.19	392.13	169,993.84	169,469.82
CNH 2023-A A3 DTD 04/25/2023 4.810% 08/15/2028	12664OAC8	165,000.00	AAA	NR	04/18/23	04/25/23	164,972.20	4.81	352.73	164,978.41	163,830.10
FITAT 2023-1 A3 DTD 08/23/2023 5.530% 08/15/2028	31680EAD3	475,000.00	AAA	Aaa	08/15/23	08/23/23	474,970.55	5.53	1,167.44	474,975.62	475,992.23
CHAIT 2023-A1 A DTD 09/15/2023 5.160% 09/15/2028	161571HT4	405,000.00	AAA	NR	09/07/23	09/15/23	404,887.73	5.17	928.80	404,903.69	405,319.46
PFAST 2023-1A A3 DTD 05/24/2023 4.810% 09/22/2028	73328QAC8	205,000.00	AAA	Aaa	05/17/23	05/24/23	204,966.26	4.81	246.51	204,973.26	203,547.66

**Managed Account Detail of Securities Held**

For the Month Ending **June 30, 2024**

CITY OF DORAL GENERAL FUND - [REDACTED]

Security Type/Description Dated Date/Coupon/Maturity	CUSIP	Par	S&P Rating	Moody's Rating	Trade Date	Settle Date	Original Cost	YTM at Cost	Accrued Interest	Amortized Cost	Market Value
<b>Asset-Backed Security</b>											
TAOT 2024-A A3 DTD 01/30/2024 4.830% 10/16/2028	89238DAD0	150,000.00	AAA	Aaa	01/23/24	01/30/24	149,969.99	4.83	322.00	149,972.40	148,870.17
JDOT 2024-A A3 DTD 03/19/2024 4.960% 11/15/2028	47800RAD5	125,000.00	NR	Aaa	03/11/24	03/19/24	124,993.00	4.96	275.56	124,993.38	124,474.59
KCOT 2024-2A A3 DTD 06/25/2024 5.410% 11/15/2028	50117DAC0	180,000.00	NR	Aaa	06/18/24	06/25/24	179,995.68	5.41	162.30	179,995.69	179,922.60
ALLYA 2024-1 A3 DTD 03/13/2024 5.080% 12/01/2028	02008FAC8	240,000.00	AAA	NR	03/05/24	03/13/24	239,965.15	5.08	541.87	239,967.13	238,851.50
GMCAR 2024-1 A3 DTD 01/17/2024 4.850% 12/18/2028	36268GAD7	65,000.00	NR	Aaa	01/09/24	01/17/24	64,986.93	4.85	131.35	64,988.01	64,406.08
HUNT 2024-1A A3 DTD 02/22/2024 5.230% 01/16/2029	446144AE7	155,000.00	AAA	Aaa	02/13/24	02/22/24	154,994.23	5.23	360.29	154,994.60	154,553.79
BMWOT 2024-A A3 DTD 06/11/2024 5.180% 02/26/2029	096919AD7	295,000.00	AAA	Aaa	06/04/24	06/11/24	294,955.19	5.18	848.94	294,955.65	296,224.84
JDOT 2024-B A3 DTD 06/18/2024 5.730% 03/15/2029	47786WAD2	245,000.00	NR	Aaa	06/11/24	06/18/24	244,952.10	5.73	506.95	244,952.42	245,513.52
WOART 2024-A A3 DTD 02/14/2024 4.860% 03/15/2029	98164RAD8	350,000.00	AAA	NR	02/06/24	02/14/24	349,953.87	4.86	756.00	349,956.94	347,512.80
CHAOT 2024-1A A3 DTD 03/27/2024 5.130% 05/25/2029	16144BAC2	130,000.00	NR	Aaa	03/19/24	03/27/24	129,991.34	5.13	111.15	129,991.73	129,881.53
CNH 2024-A A3 DTD 01/24/2024 4.770% 06/15/2029	18978FAC0	150,000.00	AAA	Aaa	01/17/24	01/24/24	149,964.56	4.78	318.00	149,967.10	148,703.16
<b>Security Type Sub-Total</b>		<b>13,431,693.15</b>					<b>13,429,925.02</b>	<b>4.24</b>	<b>24,268.07</b>	<b>13,430,472.22</b>	<b>13,314,307.23</b>
<b>Managed Account Sub-Total</b>		<b>70,577,281.46</b>					<b>70,393,790.49</b>	<b>4.44</b>	<b>652,289.75</b>	<b>70,445,075.01</b>	<b>69,922,884.76</b>

**Managed Account Detail of Securities Held**

For the Month Ending **June 30, 2024**

<b>CITY OF DORAL GENERAL FUND - [REDACTED]</b>						
<b>Securities Sub-Total</b>	<b>\$70,577,281.46</b>	<b>\$70,393,790.49</b>	<b>4.44%</b>	<b>\$652,289.75</b>	<b>\$70,445,075.01</b>	<b>\$69,922,884.76</b>
<b>Accrued Interest</b>						<b>\$652,289.75</b>
<b>Total Investments</b>						<b>\$70,575,174.51</b>

**Managed Account Fair Market Value & Analytics**

For the Month Ending **June 30, 2024**

**CITY OF DORAL GENERAL FUND - [REDACTED]**

<b>Security Type/Description</b>	<b>Dated Date/Coupon/Maturity</b>	<b>CUSIP</b>	<b>Par</b>	<b>Broker</b>	<b>Next Call Date</b>	<b>Market Price</b>	<b>Market Value</b>	<b>Unreal G/L On Cost</b>	<b>Unreal G/L Amort Cost</b>	<b>Effective Duration</b>	<b>YTM at Mkt</b>
<b>U.S. Treasury Bond / Note</b>											
US TREASURY NOTES	DTD 08/15/2022 3.125% 08/15/2025	91282CFE6	200,000.00	CITIGRP		97.89	195,781.24	(1,882.82)	(3,327.01)	1.11	5.07
US TREASURY NOTES	DTD 10/15/2022 4.250% 10/15/2025	91282CFP1	105,000.00	BMO		99.05	103,999.22	102.54	2.43	1.27	5.02
US TREASURY NOTES	DTD 10/15/2022 4.250% 10/15/2025	91282CFP1	1,300,000.00	JPM_CHA		99.05	1,287,609.44	(3,859.31)	(8,656.16)	1.27	5.02
US TREASURY NOTES	DTD 11/15/2022 4.500% 11/15/2025	91282CFW6	2,150,000.00	MORGAN_		99.38	2,136,562.50	(35,525.39)	(23,761.63)	1.35	4.97
US TREASURY NOTES	DTD 12/15/2022 4.000% 12/15/2025	91282CGA3	1,370,000.00	CITIGRP		98.70	1,352,232.74	(10,810.23)	(14,321.13)	1.43	4.93
US TREASURY NOTES	DTD 01/15/2023 3.875% 01/15/2026	91282CGE5	1,820,000.00	JPM_CHA		98.50	1,792,700.00	(22,821.09)	(24,963.00)	1.49	4.90
US TREASURY NOTES	DTD 02/15/2023 4.000% 02/15/2026	91282CGL9	495,000.00	MERRILL		98.64	488,271.07	(7,018.97)	(6,895.87)	1.57	4.88
US TREASURY NOTES	DTD 02/15/2023 4.000% 02/15/2026	91282CGL9	1,705,000.00	MERRILL		98.64	1,681,822.57	6,260.46	(6,941.49)	1.57	4.88
US TREASURY NOTES	DTD 04/15/2023 3.750% 04/15/2026	91282CGV7	145,000.00	CITIGRP		98.20	142,394.52	764.64	468.11	1.74	4.81
US TREASURY NOTES	DTD 04/15/2023 3.750% 04/15/2026	91282CGV7	2,415,000.00	MORGAN_		98.20	2,371,605.35	(37,734.49)	(39,966.00)	1.74	4.81
US TREASURY NOTES	DTD 05/15/2023 3.625% 05/15/2026	91282CHB0	3,025,000.00	JPM_CHA		97.95	2,963,081.88	(31,077.30)	(42,323.44)	1.83	4.78
US TREASURY NOTES	DTD 06/15/2023 4.125% 06/15/2026	91282CHH7	780,000.00	MORGAN_		98.84	770,981.25	(3,625.78)	(5,459.99)	1.90	4.75
US TREASURY NOTES	DTD 07/15/2023 4.500% 07/15/2026	91282CHM6	1,265,000.00	JPM_CHA		99.56	1,259,465.63	(3,162.49)	(3,895.86)	1.94	4.73
US TREASURY NOTES	DTD 08/15/2023 4.375% 08/15/2026	91282CHU8	1,070,000.00	JPM_CHA		99.34	1,062,978.13	3,176.57	371.76	2.03	4.70
US TREASURY NOTES	DTD 09/15/2023 4.625% 09/15/2026	91282CHY0	310,000.00	MERRILL		99.89	309,660.92	1,876.93	1,350.47	2.10	4.68
US TREASURY NOTES	DTD 10/15/2023 4.625% 10/15/2026	91282CJC6	870,000.00	CITIGRP		99.91	869,184.38	339.85	100.00	2.19	4.67
US TREASURY N/B NOTES	DTD 11/15/2023 4.625% 11/15/2026	91282CJK8	1,695,000.00	JPM_CHA		99.97	1,694,470.31	(14,500.20)	(11,979.31)	2.27	4.64

**Managed Account Fair Market Value & Analytics**

For the Month Ending **June 30, 2024**

**CITY OF DORAL GENERAL FUND - [REDACTED]**

<b>Security Type/Description</b>	<b>CUSIP</b>	<b>Par</b>	<b>Broker</b>	<b>Next Call Date</b>	<b>Market Price</b>	<b>Market Value</b>	<b>Unreal G/L On Cost</b>	<b>Unreal G/L Amort Cost</b>	<b>Effective Duration</b>	<b>YTM at Mkt</b>
<b>U.S. Treasury Bond / Note</b>										
US TREASURY N/B NOTES DTD 12/15/2023 4.375% 12/15/2026	91282CJP7	3,695,000.00	JPM_CHA		99.44	3,674,215.63	(49,218.55)	(44,729.00)	2.36	4.62
US TREASURY N/B NOTES DTD 01/15/2024 4.000% 01/15/2027	91282CJT9	1,210,000.00	CITIGRP		98.55	1,192,417.25	(18,764.39)	(18,610.17)	2.40	4.61
US TREASURY N/B NOTES DTD 02/15/2024 4.125% 02/15/2027	91282CKA8	2,080,000.00	ACADEMY		98.86	2,056,275.10	(11,537.40)	(12,784.33)	2.48	4.59
US TREASURY N/B NOTES DTD 03/15/2024 4.250% 03/15/2027	91282CKE0	500,000.00	MERRILL		99.20	496,015.60	(410.18)	(680.29)	2.56	4.57
US TREASURY N/B NOTES DTD 04/15/2024 4.500% 04/15/2027	91282CKJ9	1,200,000.00	BARCLAY		99.86	1,198,312.56	6,890.68	6,473.33	2.64	4.55
US TREASURY N/B NOTES DTD 05/15/2024 4.500% 05/15/2027	91282CKR1	1,000,000.00	MORGAN_		99.88	998,750.00	195.31	164.03	2.72	4.55

<b>Security Type Sub-Total</b>		<b>30,405,000.00</b>				<b>30,098,787.29</b>	<b>(232,341.61)</b>	<b>(260,364.55)</b>	<b>1.96</b>	<b>4.75</b>
--------------------------------	--	----------------------	--	--	--	----------------------	---------------------	---------------------	-------------	-------------

<b>Federal Agency Mortgage-Backed Security</b>										
FANNIE MAE POOL FM4174 DTD 09/01/2020 3.000% 11/01/2032	3140X7T82	212,399.64	OTHER		96.59	205,159.81	(20,083.38)	(16,073.94)	1.49	3.47
FN BM4614 DTD 10/01/2018 3.000% 03/01/2033	3140J9DU2	132,565.17	INTL_FC		94.61	125,418.42	(15,846.35)	(13,680.74)	2.67	3.73
FN FM5616 DTD 01/01/2021 3.000% 12/01/2034	3140X9G25	174,706.95	CITIGRP		93.96	164,148.41	(20,631.50)	(18,511.98)	3.20	3.70
FANNIE MAE POOL FN 885671 DTD 10/01/2006 6.500% 10/01/2036	31410C6G2	1,055.04	OTHER		104.91	1,106.88	51.84	51.84	3.49	5.93
FANNIE MAE POOL FN 899203 DTD 11/01/2006 6.500% 10/01/2036	31410WAC2	11,459.17	OTHER		104.92	12,022.80	563.63	563.63	3.67	5.93
FANNIE MAE POOL FN 899273 DTD 11/01/2006 6.500% 11/01/2036	31410WCJ5	5,726.10	OTHER		104.91	6,007.45	281.80	281.62	3.33	5.94
GINNIE MAE I POOL 668892 DTD 06/01/2007 7.500% 06/01/2037	36295FC51	72,399.17	OTHER		106.59	77,170.81	4,771.64	4,771.64	3.56	6.73
FANNIE MAE POOL FN 946318 DTD 08/01/2007 6.500% 09/01/2037	31413HYP7	397.89	OTHER		105.14	418.33	20.44	20.44	4.01	5.94
GINNIE MAE I POOL 662584 DTD 09/01/2007 6.500% 09/01/2037	36294XCV6	11,726.63	OTHER		106.59	12,498.98	772.35	772.35	4.18	5.78

**Managed Account Fair Market Value & Analytics**

For the Month Ending **June 30, 2024**

**CITY OF DORAL GENERAL FUND - [REDACTED]**

<b>Security Type/Description</b>	<b>Dated Date/Coupon/Maturity</b>	<b>CUSIP</b>	<b>Par</b>	<b>Broker</b>	<b>Next Call Date</b>	<b>Market Price</b>	<b>Market Value</b>	<b>Unreal G/L On Cost</b>	<b>Unreal G/L Amort Cost</b>	<b>Effective Duration</b>	<b>YTM at Mkt</b>
<b>Federal Agency Mortgage-Backed Security</b>											
FANNIE MAE POOL FN 956412		31413VAM9	2,184.82	OTHER		105.15	2,297.31	112.49	112.49	3.62	5.94
DTD 11/01/2007 6.500% 11/01/2037											
GINNIE MAE I POOL 677536		36295QV56	4,212.15	OTHER		103.99	4,380.06	167.91	167.91	4.10	6.06
DTD 11/01/2007 6.500% 11/01/2037											
GINNIE MAE II POOL 4117		36202ESE0	11,523.06	OTHER		105.50	12,157.32	634.26	634.26	3.25	6.40
DTD 04/01/2008 7.000% 04/01/2038											
GINNIE MAE II POOL 4262		36202EWX3	5,205.86	OTHER		107.78	5,610.94	405.08	405.08	3.95	6.18
DTD 10/01/2008 7.000% 10/01/2038											
<b>Security Type Sub-Total</b>			<b>645,561.65</b>				<b>628,397.52</b>	<b>(48,779.79)</b>	<b>(40,485.40)</b>	<b>2.63</b>	<b>4.21</b>
<b>Federal Agency Commercial Mortgage-Backed Security</b>											
FHMS K052 A2		3137BMTX4	690,000.00	BARCLAY		97.35	671,715.53	2,523.34	(7,550.63)	1.17	5.21
DTD 02/10/2016 3.151% 11/01/2025											
FHMS K057 A2		3137BROJ7	355,000.00	CANT_FI		95.48	338,965.41	8,843.14	(1,050.48)	1.78	4.94
DTD 09/28/2016 2.570% 07/01/2026											
FHMS K736 A2		3137FNWX4	370,000.00	INTL_FC		95.03	351,626.06	8,320.98	1,230.98	1.74	4.89
DTD 09/01/2019 2.282% 07/01/2026											
FNA 2016-M12 A2		3136AUKX8	359,457.96	WELLS_F		95.01	341,534.89	6,143.75	1,102.31	1.96	2.66
DTD 11/30/2016 2.525% 09/01/2026											
FHMS K067 A2		3137FAWS3	370,000.00	BMO		95.19	352,209.79	(793.34)	(855.20)	2.80	4.92
DTD 09/28/2017 3.194% 07/01/2027											
FHMS K092 A1		3137FLYU2	283,411.25	WELLS_F		95.96	271,975.28	5,291.94	3,218.32	2.10	4.16
DTD 05/31/2019 3.125% 10/01/2028											
<b>Security Type Sub-Total</b>			<b>2,427,869.21</b>				<b>2,328,026.96</b>	<b>30,329.81</b>	<b>(3,904.70)</b>	<b>1.82</b>	<b>4.58</b>
<b>Federal Agency Collateralized Mortgage Obligation</b>											
Government National Mortgage Association		38375YEK4	12,177.72	OTHER		102.24	12,450.88	273.16	273.16	3.92	5.77
DTD 09/26/2008 6.000% 09/01/2038											
FHLMC SERIES 3842 PH		3137A9QP4	64,696.39	OTHER		96.87	62,671.50	(6,730.54)	(5,067.18)	3.04	4.26
DTD 04/01/2011 4.000% 04/01/2041											
Government National Mortgage Association		38375UPV6	86,792.07	OTHER		97.09	84,262.51	(7,883.63)	(7,465.46)	0.92	3.13
DTD 09/30/2014 3.000% 09/01/2064											

**Managed Account Fair Market Value & Analytics**

For the Month Ending **June 30, 2024**

CITY OF DORAL GENERAL FUND - [REDACTED]

<b>Security Type/Description</b>	<b>Dated Date/Coupon/Maturity</b>	<b>CUSIP</b>	<b>Par</b>	<b>Broker</b>	<b>Next Call Date</b>	<b>Market Price</b>	<b>Market Value</b>	<b>Unreal G/L On Cost</b>	<b>Unreal G/L Amort Cost</b>	<b>Effective Duration</b>	<b>YTM at Mkt</b>
<b>Federal Agency Collateralized Mortgage Obligation</b>											
Government National Mortgage Association DTD 07/30/2019 2.500% 01/01/2069		38380LXE8	176,071.07	OTHER		97.03	170,846.38	(6,153.20)	(6,060.72)	0.77	2.61
Government National Mortgage Association DTD 01/30/2020 2.250% 12/01/2069		38380LV67	212,420.20	OTHER		96.25	204,454.73	(8,886.50)	(8,804.84)	0.94	2.39
<b>Security Type Sub-Total</b>			<b>552,157.45</b>				<b>534,686.00</b>	<b>(29,380.71)</b>	<b>(27,125.04)</b>	<b>1.20</b>	<b>2.87</b>
<b>Corporate Note</b>											
3M COMPANY (CALLABLE) CORP NOTES DTD 08/26/2019 2.000% 02/14/2025		88579YBH3	300,000.00	JPM_CHA	01/14/25	97.69	293,071.20	(18,820.80)	(8,868.14)	0.54	5.83
MET TOWER GLOBAL FUNDING NOTES DTD 06/13/2022 3.700% 06/13/2025		58989V2E3	330,000.00	JPM_CHA		98.36	324,590.64	(5,085.96)	(5,306.97)	0.95	5.49
COOPERAT RABOBANK UA/NY CORPORATE NOTES DTD 07/18/2023 5.500% 07/18/2025		21688AAW2	655,000.00	MERRILL		100.12	655,801.07	1,226.82	1,023.55	1.02	5.38
MORGAN STANLEY CORP NOTES DTD 07/23/2015 4.000% 07/23/2025		6174468C6	235,000.00	GOLDMAN		98.52	231,528.11	(4,566.99)	(3,838.19)	1.04	5.45
MASSMUTUAL GLOBAL FUNDIN NOTES DTD 08/26/2022 4.150% 08/26/2025		57629WDK3	260,000.00	JPM_CHA		98.71	256,654.32	(3,077.88)	(3,242.81)	1.13	5.31
PRICOA GLOBAL FUNDING 1 NOTES DTD 08/31/2022 4.200% 08/28/2025		74153WCR8	155,000.00	CITIGRP		98.41	152,532.40	(2,373.05)	(2,431.01)	1.14	5.63
NESTLE HOLDINGS INC CORP NOTE DTD 09/13/2022 4.000% 09/12/2025		641062BA1	185,000.00	MERRILL		98.60	182,404.82	(2,534.13)	(2,570.76)	1.18	5.22
BANK OF MONTREAL CORPORATE NOTES DTD 09/25/2023 5.920% 09/25/2025		06368LWT9	325,000.00	BMO		100.46	326,505.08	1,505.08	1,505.08	1.20	5.53
BANK OF AMERICA CORP NOTES (CALLABLE) DTD 09/25/2020 0.981% 09/25/2025		06051GJG5	805,000.00	OTHER	09/25/24	98.92	796,274.61	(8,725.39)	(8,725.39)	0.24	1.87
CITIBANK NA CORP NOTES (CALLABLE) DTD 09/29/2023 5.864% 09/29/2025		17325FBA5	255,000.00	CITIGRP	08/29/25	100.39	255,983.28	983.28	983.28	1.13	5.54
PNC FINANCIAL SERVICES CORP NOTE (CALLAB DTD 10/28/2022 5.671% 10/28/2025		693475BH7	160,000.00	PNC	10/28/24	99.64	159,416.80	(583.20)	(583.20)	0.34	5.95

**Managed Account Fair Market Value & Analytics**

For the Month Ending **June 30, 2024**

CITY OF DORAL GENERAL FUND - [REDACTED]

<b>Security Type/Description</b>	<b>CUSIP</b>	<b>Par</b>	<b>Broker</b>	<b>Next Call Date</b>	<b>Market Price</b>	<b>Market Value</b>	<b>Unreal G/L On Cost</b>	<b>Unreal G/L Amort Cost</b>	<b>Effective Duration</b>	<b>YTM at Mkt</b>
<b>Corporate Note</b>										
WESTPAC BANKING CORP CORPORATE NOTES DTD 11/17/2023 5.512% 11/17/2025	961214FL2	455,000.00	MORGAN_		100.49	457,216.76	2,216.76	2,216.76	1.34	5.14
LINDE INC/CT CORPORATE NOTES (CALLABLE) DTD 12/05/2022 4.700% 12/05/2025	53522KAB9	505,000.00	DEUTSCH	11/05/25	99.31	501,540.25	(2,914.35)	(3,199.99)	1.32	5.20
PROTECTIVE LIFE GLOBAL NOTES DTD 01/06/2023 5.366% 01/06/2026	74368CBQ6	150,000.00	MORGAN_		99.99	149,990.25	(9.75)	(9.75)	1.44	5.37
CATERPILLAR FINL SERVICE CORPORATE NOTES DTD 01/06/2023 4.800% 01/06/2026	14913R3B1	500,000.00	JPM_CHA		99.53	497,651.50	(2,223.50)	(2,285.32)	1.45	5.13
NATIONAL AUSTRALIA BK/NY CORPORATE NOTES DTD 01/12/2023 4.966% 01/12/2026	63253QAA2	450,000.00	GOLDMAN		99.51	447,799.50	(2,200.50)	(2,200.50)	1.47	5.30
WELLS FARGO BANK NA CORPORATE NOTES (CAL) DTD 01/23/2024 4.811% 01/15/2026	94988J6H5	520,000.00	WELLS_F	12/14/25	99.34	516,592.96	(3,407.04)	(3,407.04)	1.40	5.26
STATE STREET CORP NOTES (CALLABLE) DTD 01/26/2023 4.857% 01/26/2026	857477BZ5	55,000.00	GOLDMAN	01/26/25	99.37	54,654.66	(345.34)	(345.34)	0.57	5.28
BANK OF NOVA SCOTIA CORPORATE NOTES DTD 02/02/2023 4.750% 02/02/2026	06417XAN1	500,000.00	CITIGRP		98.84	494,194.50	1,849.50	(992.13)	1.52	5.52
STATE STREET CORP (CALLABLE) CORPORATE N DTD 02/07/2022 1.746% 02/06/2026	857477BR3	155,000.00	GOLDMAN	02/26/25	97.57	151,228.70	(3,771.30)	(3,771.30)	0.66	3.32
JPMORGAN CHASE & CO (CALLABLE) CORPORATE DTD 04/26/2022 4.080% 04/26/2026	46647PCZ7	900,000.00	JPM_CHA	04/26/25	98.62	887,547.60	(12,452.40)	(12,452.40)	0.82	4.88
AMERICAN HONDA FINANCE CORPORATE NOTES DTD 07/07/2023 5.250% 07/07/2026	02665WEK3	95,000.00	SOCGEN		100.09	95,085.12	608.57	437.60	1.90	5.20
AMERICAN HONDA FINANCE CORPORATE NOTES DTD 07/07/2023 5.250% 07/07/2026	02665WEK3	125,000.00	MIZUHO		100.09	125,112.00	265.75	215.25	1.90	5.20

**Managed Account Fair Market Value & Analytics**

For the Month Ending **June 30, 2024**

**CITY OF DORAL GENERAL FUND - [REDACTED]**

<b>Security Type/Description</b>	<b>CUSIP</b>	<b>Par</b>	<b>Broker</b>	<b>Next Call Date</b>	<b>Market Price</b>	<b>Market Value</b>	<b>Unreal G/L On Cost</b>	<b>Unreal G/L Amort Cost</b>	<b>Effective Duration</b>	<b>YTM at Mkt</b>
<b>Corporate Note</b>										
TORONTO-DOMINION BANK CORPORATE NOTES DTD 07/17/2023 5.532% 07/17/2026	89115A2S0	500,000.00	RBS		100.29	501,426.00	(9.00)	442.98	1.92	5.38
ROYAL BANK OF CANADA CORPORATE NOTES DTD 07/20/2023 5.200% 07/20/2026	78016FZZ0	500,000.00	JPM_CHA		99.87	499,335.00	1,615.00	898.85	1.94	5.27
MORGAN STANLEY CORP NOTES DTD 07/25/2016 3.125% 07/27/2026	61761J3R8	200,000.00	MORGAN_		95.82	191,637.20	3,763.20	(21.35)	2.00	5.28
MERCEDES-BENZ FIN NA CORPORATE NOTES DTD 08/03/2023 5.200% 08/03/2026	58769JAK3	275,000.00	SCOTIA		100.00	274,992.03	1,818.03	1,286.86	1.97	5.20
STATE STREET CORP NOTES (CALLABLE) DTD 08/03/2023 5.272% 08/03/2026	857477CD3	380,000.00	MORGAN_		100.00	380,018.24	18.24	18.24	1.97	5.27
TOYOTA MOTOR CREDIT CORP CORPORATE NOTES DTD 08/14/2023 5.000% 08/14/2026	89236TKX2	275,000.00	HSBC		99.73	274,249.80	(417.45)	(515.21)	2.01	5.13
PACIFIC LIFE GF II NOTES DTD 08/30/2023 5.500% 08/28/2026	6944PL2W8	90,000.00	JPM_CHA		100.47	90,423.90	455.40	446.59	2.04	5.26
SUMITOMO MITSUI TR BK LT CORPORATE NOTES DTD 09/14/2023 5.650% 09/14/2026	86563VBK4	275,000.00	GOLDMAN		100.60	276,644.50	1,688.50	1,677.53	2.08	5.36
NEW YORK LIFE GLOBAL FDG NOTES DTD 09/19/2023 5.450% 09/18/2026	64953BBF4	500,000.00	MERRILL		100.24	501,184.50	1,279.50	1,256.16	2.09	5.34
HOME DEPOT INC CORPORATE NOTES DTD 12/04/2023 4.950% 09/30/2026	437076CV2	115,000.00	JPM_CHA		99.73	114,692.03	(56.12)	(104.55)	2.14	5.08
CANADIAN IMPERIAL BANK CORPORATE NOTES DTD 10/03/2023 5.926% 10/02/2026	13607LWT6	275,000.00	CIBC		101.20	278,294.78	3,294.78	3,294.78	2.12	5.36
DIAGEO CAPITAL PLC CORPORATE NOTES (CALL) DTD 10/05/2023 5.375% 10/05/2026	25243YBK4	315,000.00	MERRILL	09/05/26	100.49	316,534.37	2,388.02	2,190.75	2.07	5.14
STATE STREET CORP NOTES (CALLABLE) DTD 11/04/2022 5.751% 11/04/2026	857477BX0	100,000.00	DEUTSCH	11/04/25	100.43	100,429.90	429.90	429.90	1.31	5.55

**Managed Account Fair Market Value & Analytics**

For the Month Ending **June 30, 2024**

**CITY OF DORAL GENERAL FUND - [REDACTED]**

<b>Security Type/Description</b>	<b>CUSIP</b>	<b>Par</b>	<b>Broker</b>	<b>Next Call Date</b>	<b>Market Price</b>	<b>Market Value</b>	<b>Unreal G/L On Cost</b>	<b>Unreal G/L Amort Cost</b>	<b>Effective Duration</b>	<b>YTM at Mkt</b>
<b>Corporate Note</b>										
PACCAR FINANCIAL CORP CORPORATE NOTES DTD 11/09/2023 5.200% 11/09/2026	69371RS72	190,000.00	JPM_CHA		100.44	190,837.71	984.01	954.48	2.24	5.00
PEPSICO INC CORPORATE NOTES (CALLABLE) DTD 11/10/2023 5.125% 11/10/2026	713448FW3	145,000.00	MERRILL	10/10/26	100.38	145,556.51	595.66	587.78	2.17	4.95
ROCHE HOLDINGS INC CORP NOTE (CALLABLE) DTD 11/13/2023 5.265% 11/13/2026	771196CE0	470,000.00	BARCLAY	10/13/26	100.54	472,520.61	2,520.61	2,520.61	2.17	5.02
WELLS FARGO CORP NOTES (CALLABLE) DTD 12/11/2023 5.254% 12/11/2026	94988J6F9	370,000.00	WELLS_F	11/09/26	100.04	370,157.62	157.62	157.62	2.25	5.24
MERCEDES-BENZ FIN NA CORPORATE NOTES DTD 01/11/2024 4.800% 01/11/2027	58769JAQ0	250,000.00	MERRILL		99.45	248,621.75	(1,123.25)	(1,161.03)	2.36	5.03
PROTECTIVE LIFE GLOBAL NOTES DTD 01/12/2024 4.992% 01/12/2027	74368CBX1	370,000.00	WELLS_F		99.72	368,971.40	(1,028.60)	(1,028.60)	2.36	5.11
PRINCIPAL LFE GLB FND II NOTES DTD 01/16/2024 5.000% 01/16/2027	74256LEX3	90,000.00	MKTX		99.43	89,488.53	(782.37)	(743.44)	2.37	5.24
PRINCIPAL LFE GLB FND II NOTES DTD 01/16/2024 5.000% 01/16/2027	74256LEX3	135,000.00	WELLS_F		99.43	134,232.80	(714.55)	(722.10)	2.37	5.24
BPCE SA NOTES DTD 01/18/2024 5.203% 01/18/2027	05571AAT2	250,000.00	CITIGRP		99.60	249,007.00	(1,248.00)	(1,211.93)	2.37	5.37
AUST & NZ BANKING GRP NY BONDS DTD 01/18/2024 4.750% 01/18/2027	05253JAZ4	525,000.00	MERRILL		99.36	521,627.93	(3,372.07)	(3,372.07)	2.38	5.02
BANQUE FED CRED MUTUEL CORPORATE NOTES DTD 01/23/2024 5.088% 01/23/2027	06675FBC0	500,000.00	WELLS_F		99.48	497,413.00	(2,587.00)	(2,587.00)	2.39	5.31
PNC FINANCIAL SERVICES CORP NOTES (CALLA) DTD 01/24/2023 4.758% 01/26/2027	693475BL8	35,000.00	PNC	01/26/26	98.82	34,585.43	(414.57)	(414.57)	1.51	5.25
NATIONAL RURAL UTIL COOP CORP NOTES (CAL) DTD 02/05/2024 4.800% 02/05/2027	63743HFM9	510,000.00	PNC	01/05/27	99.42	507,017.01	(2,829.99)	(2,849.34)	2.36	5.04

**Managed Account Fair Market Value & Analytics**

For the Month Ending **June 30, 2024**

CITY OF DORAL GENERAL FUND - [REDACTED]										
Security Type/Description Dated Date/Coupon/Maturity	CUSIP	Par	Broker	Next Call Date	Market Price	Market Value	Unreal G/L On Cost	Unreal G/L Amort Cost	Effective Duration	YTM at Mkt
<b>Corporate Note</b>										
TEXAS INSTRUMENTS CORP NOTES (CALLABLE) DTD 02/08/2024 4.600% 02/08/2027	882508CE2	325,000.00	MERRILL	01/08/27	99.27	322,632.05	(2,159.95)	(2,185.77)	2.37	4.90
ELI LILLY & CO CORPORATE NOTES DTD 02/09/2024 4.500% 02/09/2027	532457CJ5	335,000.00	DEUTSCH		98.96	331,509.97	(3,312.48)	(3,334.40)	2.45	4.93
BRISTOL-MYERS SQUIBB CORP NOTES (CALLABL DTD 02/22/2024 4.900% 02/22/2027	110122EE4	105,000.00	CITIGRP	01/22/27	99.94	104,938.26	51.66	39.01	2.40	4.92
WESTPAC NEW ZEALAND LTD CORPORATE NOTES DTD 02/26/2024 5.132% 02/26/2027	96122FAB3	250,000.00	CITIGRP		99.65	249,118.75	(881.25)	(881.25)	2.48	5.28
ASTRAZENECA FINANCE LLC CORP NOTES (CALL DTD 02/26/2024 4.800% 02/26/2027	04636NAK9	250,000.00	CITIGRP	01/26/27	99.73	249,333.75	(246.25)	(291.68)	2.42	4.91
CISCO SYSTEMS INC CORPORATE NOTES (CALLA DTD 02/26/2024 4.800% 02/26/2027	17275RBO4	325,000.00	DEUTSCH	01/26/27	99.73	324,106.90	(470.60)	(516.31)	2.42	4.91
DEERE & COMPANY CAPITAL CORP NOTE DTD 03/07/2024 4.850% 03/05/2027	24422EXM6	420,000.00	BARCLAY		99.66	418,556.88	(1,052.52)	(1,091.03)	2.51	4.99
CREDIT AGRICOLE SA NOTES DTD 03/11/2024 5.134% 03/11/2027	22534PAH6	515,000.00	CREDAG		99.65	513,214.50	(1,785.50)	(1,785.50)	2.52	5.27
AMERICAN HONDA FINANCE CORPORATE NOTES DTD 03/13/2024 4.900% 03/12/2027	02665WFD8	230,000.00	TD		99.64	229,163.95	(709.55)	(721.35)	2.53	5.05
STATE STREET CORP NOTE (CALLABLE) DTD 03/18/2024 4.993% 03/18/2027	857477CL5	210,000.00	MORGAN_	02/18/27	99.71	209,387.01	(612.99)	(612.99)	2.48	5.11
NORTHWESTERN MUTUAL GBL NOTES DTD 03/25/2024 5.070% 03/25/2027	66815L2R9	175,000.00	MORGAN_		100.09	175,152.43	171.68	170.09	2.56	5.04
HORMEL FOODS CORP CORPORATE NOTES (CALLA DTD 03/08/2024 4.800% 03/30/2027	440452AK6	170,000.00	WELLS_F	02/28/27	99.41	168,991.73	(843.37)	(859.16)	2.50	5.03
BMW US CAPITAL LLC CORPORATE NOTES DTD 04/02/2024 4.900% 04/02/2027	05565ECH6	540,000.00	JPM_CHA		99.52	537,390.18	(1,967.22)	(2,016.42)	2.59	5.09

Managed Account Fair Market Value & Analytics

For the Month Ending June 30, 2024

CITY OF DORAL GENERAL FUND - [REDACTED]

Security Type/Description Dated Date/Coupon/Maturity	CUSIP	Par	Broker	Next Call Date	Market Price	Market Value	Unreal G/L On Cost	Unreal G/L Amort Cost	Effective Duration	YTM at Mkt
<b>Corporate Note</b>										
ADOBE INC CORPORATE NOTES DTD 04/04/2024 4.850% 04/04/2027	00724PAE9	215,000.00	MERRILL		100.03	215,058.05	165.55	157.49	2.59	4.84
BRIGHTHSE FIN GLBL FUND NOTES DTD 04/11/2024 5.550% 04/09/2027	10921U2J6	310,000.00	JPM_CHA		99.45	308,291.59	(1,615.41)	(1,621.77)	2.58	5.77
MASSMUTUAL GLOBAL FUNDIN NOTES DTD 04/09/2024 5.100% 04/09/2027	57629W4S6	515,000.00	JPM_CHA		100.08	515,429.51	584.01	573.13	2.60	5.07
UNITEDHEALTH GROUP INC CORPORATE NOTES ( DTD 03/21/2024 4.600% 04/15/2027	91324PEY4	530,000.00	MERRILL	03/15/27	99.13	525,383.70	(922.20)	(1,235.77)	2.55	4.94
GOLDMAN SACHS BANK USA CORPORATE NOTES ( DTD 05/21/2024 5.414% 05/21/2027	38151LAG5	415,000.00	GOLDMAN	05/21/26	99.79	414,131.82	(868.18)	(868.18)	1.82	5.49
SVENSKA HANDELSBANKEN AB NOTES DTD 05/28/2024 5.125% 05/28/2027	86959LAQ6	280,000.00	MERRILL		99.86	279,606.32	(102.48)	(110.80)	2.73	5.18
MET LIFE GLOB FUNDING I NOTES DTD 06/11/2024 5.050% 06/11/2027	592179KL8	375,000.00	MERRILL		99.70	373,891.50	(643.50)	(651.36)	2.77	5.16
CANADIAN IMPERIAL BANK CORPORATE NOTES DTD 06/28/2024 5.237% 06/28/2027	13607L8C0	170,000.00	CIBC		99.63	169,368.62	(631.38)	(631.38)	2.81	5.37
BP CAP MARKETS AMERICA CORPORATE NOTES ( DTD 05/17/2024 5.017% 11/17/2027	10373OBY5	395,000.00	DEUTSCH	10/17/27	99.80	394,226.99	(773.01)	(773.01)	3.07	5.08
MORGAN STANLEY CORP NOTES (CALLABLE) DTD 04/19/2024 5.652% 04/13/2028	61747YFP5	90,000.00	MORGAN_	04/13/27	100.98	90,885.69	885.69	885.69	2.59	5.36
<b>Security Type Sub-Total</b>		<b>22,860,000.00</b>				<b>22,763,045.83</b>	<b>(75,749.57)</b>	<b>(74,779.50)</b>	<b>1.89</b>	<b>5.08</b>
<b>Bank Note</b>										
CITIBANK NA CORP NOTES (CALLABLE) DTD 04/30/2024 5.438% 04/30/2026	17325FBF4	255,000.00	CITIGRP	03/30/26	100.25	255,633.93	633.93	633.93	1.68	5.29
<b>Security Type Sub-Total</b>		<b>255,000.00</b>				<b>255,633.93</b>	<b>633.93</b>	<b>633.93</b>	<b>1.68</b>	<b>5.29</b>

**Managed Account Fair Market Value & Analytics**

For the Month Ending **June 30, 2024**

CITY OF DORAL GENERAL FUND - [REDACTED]

Security Type/Description Dated Date/Coupon/Maturity	CUSIP	Par	Broker	Next Call Date	Market Price	Market Value	Unreal G/L On Cost	Unreal G/L Amort Cost	Effective Duration	YTM at Mkt
<b>Asset-Backed Security</b>										
VWALT 2022-A A3 DTD 06/14/2022 3.440% 07/21/2025	92868AAC9	32,708.45	RBC		99.76	32,631.51	(74.34)	(76.06)	0.13	3.67
KCOT 2021-2A A3 DTD 07/28/2021 0.560% 11/17/2025	50117XAE2	61,019.64	MITSU		98.42	60,054.13	(963.22)	(964.78)	0.28	1.72
HAROT 2021-3 A3 DTD 08/25/2021 0.410% 11/18/2025	43815EAC8	71,817.10	BARCLAY		98.51	70,745.78	(1,070.27)	(1,070.98)	0.28	1.50
CARMX 2021-1 A3 DTD 01/27/2021 0.340% 12/15/2025	14316NAC3	44,350.79	OTHER		99.38	44,076.78	(265.25)	(271.40)	0.10	0.77
HAROT 2021-4 A3 DTD 11/24/2021 0.880% 01/21/2026	43815GAC3	77,917.18	MERRILL		97.98	76,339.40	(1,561.36)	(1,571.63)	0.42	2.20
DTRT 2022-1 A3 DTD 10/19/2022 5.230% 02/17/2026	233869AC0	220,619.77	JPM_CHA		99.77	220,116.01	(489.11)	(496.59)	0.51	5.38
HAROT 2022-1 A3 DTD 02/23/2022 1.880% 05/15/2026	43815BAC4	201,237.69	JPM_CHA		97.99	197,189.01	(4,018.42)	(4,035.28)	0.51	2.98
FORDO 2022-A A3 DTD 01/24/2022 1.290% 06/15/2026	345286AC2	78,993.13	CITIGRP		98.09	77,482.92	(1,500.83)	(1,506.03)	0.43	2.29
CARMX 2021-3 A3 DTD 07/28/2021 0.550% 06/15/2026	14317DAC4	142,655.75	RBC		97.89	139,639.04	(2,993.24)	(3,007.31)	0.36	1.65
VALET 2021-1 A3 DTD 12/13/2021 1.020% 06/22/2026	92868KAC7	94,484.41	WELLS_F		98.18	92,768.17	(1,712.54)	(1,714.63)	0.39	1.96
BMWOT 2022-A A3 DTD 05/18/2022 3.210% 08/25/2026	05602RAD3	118,221.32	RBC		98.65	116,622.71	(1,592.46)	(1,595.52)	0.53	3.87
CARMX 2021-4 A3 DTD 09/22/2021 0.560% 09/15/2026	14317JAD9	71,805.23	BARCLAY		97.34	69,893.59	(1,903.44)	(1,908.01)	0.43	1.79
JDOT 2022-A A3 DTD 03/16/2022 2.320% 09/16/2026	47787JAC2	144,370.36	MERRILL		98.03	141,524.66	(2,813.76)	(2,830.03)	0.55	3.24
KCOT 2022-1A A3 DTD 03/23/2022 2.670% 10/15/2026	50117EAC8	226,559.03	JPM_CHA		98.00	222,021.55	(4,505.09)	(4,521.24)	0.67	3.58
HART 2022-A A3 DTD 03/16/2022 2.220% 10/15/2026	448977AD0	241,989.09	MERRILL		98.11	237,412.08	(4,567.70)	(4,572.36)	0.50	3.08
ALLYA 2022-1 A3 DTD 05/18/2022 3.310% 11/15/2026	02008JAC0	267,393.25	BARCLAY		98.61	263,664.05	(3,677.43)	(3,701.86)	0.49	3.93
GMCAR 2022-1 A3 DTD 01/19/2022 1.260% 11/16/2026	380146AC4	80,372.26	BNP_PAR		97.78	78,589.61	(1,775.67)	(1,779.21)	0.51	2.22

**Managed Account Fair Market Value & Analytics**

For the Month Ending **June 30, 2024**

CITY OF DORAL GENERAL FUND - [REDACTED]

Security Type/Description Dated Date/Coupon/Maturity	CUSIP	Par	Broker	Next Call Date	Market Price	Market Value	Unreal G/L On Cost	Unreal G/L Amort Cost	Effective Duration	YTM at Mkt
<b>Asset-Backed Security</b>										
CNH 2021-C A3 DTD 10/27/2021 0.810% 12/15/2026	12598LAC0	91,039.41	WELLS_F		97.19	88,481.28	(2,547.55)	(2,553.07)	0.55	1.98
HDMOT 2022-A A3 DTD 04/20/2022 3.060% 02/15/2027	41284YAD8	152,267.08	WELLS_F		98.62	150,162.28	(2,079.45)	(2,091.00)	0.47	3.61
GMCAR 2022-2 A3 DTD 04/13/2022 3.100% 02/16/2027	362585AC5	127,478.04	RBC		98.41	125,445.49	(2,005.91)	(2,018.10)	0.63	3.74
CARMX 2022-2 A3 DTD 04/28/2022 3.490% 02/16/2027	14317HAC5	183,919.54	MERRILL		98.58	181,299.57	(2,591.99)	(2,604.66)	0.56	4.06
TAOT 2022-C A3 DTD 08/16/2022 3.760% 04/15/2027	89231CAD9	140,000.00	CITIGRP		98.52	137,932.40	(2,044.21)	(2,053.62)	0.78	4.32
COPAR 2022-1 A3 DTD 05/04/2022 3.170% 04/15/2027	14043OAC6	170,264.44	WELLS_F		98.18	167,157.03	(3,070.20)	(3,086.45)	0.69	3.86
COMET 2022-A2 A DTD 06/14/2022 3.490% 05/15/2027	14041NGA3	475,000.00	RBC		98.27	466,783.93	(8,140.17)	(8,171.78)	0.84	4.13
COPAR 2022-2 A3 DTD 08/10/2022 3.660% 05/17/2027	14043GAD6	205,000.00	JPM_CHA		98.42	201,766.29	(3,219.03)	(3,224.86)	0.74	4.24
DCENT 2022-A2 A DTD 05/26/2022 3.320% 05/17/2027	254683CS2	480,000.00	RBC		98.13	471,016.03	(8,944.95)	(8,961.42)	0.84	4.01
AMXCA 2022-2 A DTD 05/24/2022 3.390% 05/17/2027	02582JJT8	515,000.00	BARCLAY		98.21	505,806.22	(9,079.86)	(9,128.02)	0.84	4.05
KCOT 2023-1A A3 DTD 03/31/2023 5.020% 06/15/2027	50117KAC4	175,000.00	MIZUHO		99.44	174,014.37	(958.24)	(966.40)	1.37	5.23
JDOT 2022-C A3 DTD 10/19/2022 5.090% 06/15/2027	47800BAC2	400,000.00	CITIGRP		99.54	398,178.60	(1,790.36)	(1,801.70)	0.91	5.26
CNH 2022-A A3 DTD 03/31/2022 2.940% 07/15/2027	12660DAC1	165,210.19	CITIGRP		97.78	161,550.22	(3,647.76)	(3,652.96)	0.88	3.71
DCENT 2022-A3 A3 DTD 08/09/2022 3.560% 07/15/2027	254683CW3	420,000.00	MERRILL		98.06	411,860.57	(8,087.31)	(8,107.34)	0.99	4.24
CARMX 2022-4 A3 DTD 10/31/2022 5.340% 08/16/2027	14318UAD3	550,000.00	BARCLAY		99.78	548,781.97	(1,089.06)	(1,133.94)	0.82	5.42
MBART 2022-1 A3 DTD 11/22/2022 5.210% 08/16/2027	58768PAC8	575,000.00	SMBC		99.71	573,327.90	(1,558.37)	(1,597.00)	0.76	5.31
CHAIT 2022-A1 A DTD 09/16/2022 3.970% 09/15/2027	161571HS6	200,000.00	JPM_CHA		98.35	196,708.22	(3,258.40)	(3,270.36)	1.15	4.52

**Managed Account Fair Market Value & Analytics**

For the Month Ending **June 30, 2024**

CITY OF DORAL GENERAL FUND - [REDACTED]

Security Type/Description Dated Date/Coupon/Maturity	CUSIP	Par	Broker	Next Call Date	Market Price	Market Value	Unreal G/L On Cost	Unreal G/L Amort Cost	Effective Duration	YTM at Mkt
<b>Asset-Backed Security</b>										
TAOT 2023-A A3 DTD 01/30/2023 4.630% 09/15/2027	891940AC2	215,000.00	MERRILL		99.12	213,110.37	(1,889.52)	(1,889.55)	1.04	4.93
JDOT 2023-A A3 DTD 03/02/2023 5.010% 11/15/2027	47800CAC0	140,000.00	MITSU		99.49	139,283.26	(691.23)	(698.46)	1.29	5.18
BACCT 2022-A1 A1 DTD 06/16/2022 3.530% 11/15/2027	05522RDE5	165,000.00	MERRILL		98.18	161,998.88	(2,990.82)	(2,994.70)	0.92	4.11
HAROT 2023-2 A3 DTD 05/30/2023 4.930% 11/15/2027	437927AC0	225,000.00	BARCLAY		99.47	223,800.75	(1,162.80)	(1,171.70)	1.43	5.10
DTRT 2024-1 A3 DTD 04/24/2024 5.490% 12/15/2027	233874AC0	165,000.00	JPM_CHA		100.31	165,511.93	526.58	525.90	1.75	5.39
KCOT 2023-2A A3 DTD 07/26/2023 5.280% 01/18/2028	500945AC4	130,000.00	JPM_CHA		100.13	130,165.75	198.59	191.75	1.79	5.24
FORDO 2023-A A3 DTD 03/31/2023 4.650% 02/15/2028	344928AD8	175,000.00	BNP_PAR		99.06	173,357.03	(1,624.72)	(1,629.41)	1.25	4.93
TAOT 2023-B A3 DTD 05/23/2023 4.710% 02/15/2028	891941AD8	240,000.00	RBC		98.94	237,449.02	(2,537.56)	(2,540.70)	1.39	5.03
BAAT 2023-1A A3 DTD 07/31/2023 5.530% 02/15/2028	06428AAC2	265,000.00	MERRILL		100.26	265,699.20	709.24	707.21	1.37	5.45
GMCAR 2023-2 A3 DTD 04/12/2023 4.470% 02/16/2028	362583AD8	185,000.00	MERRILL		98.88	182,933.51	(2,061.40)	(2,062.68)	1.24	4.81
BMWOT 2023-A A3 DTD 07/18/2023 5.470% 02/25/2028	05592XAD2	120,000.00	TD		100.31	120,377.35	398.61	394.20	1.37	5.37
JDOT 2023-B A3 DTD 06/28/2023 5.180% 03/15/2028	477920AC6	155,000.00	MERRILL		99.73	154,588.32	(385.83)	(391.37)	1.43	5.26
HART 2023-B A3 DTD 07/19/2023 5.480% 04/17/2028	44933XAD9	150,000.00	BARCLAY		100.28	150,414.33	420.84	419.53	1.47	5.40
BAAT 2023-2A A3 DTD 11/21/2023 5.740% 06/15/2028	06054YAC1	395,000.00	MERRILL		100.63	397,500.31	2,507.46	2,506.61	1.60	5.56
KCOT 2024-1A A3 DTD 02/21/2024 5.190% 07/17/2028	50117BAC4	170,000.00	MIZUHO		99.69	169,469.82	(523.53)	(524.02)	2.24	5.28
CNH 2023-A A3 DTD 04/25/2023 4.810% 08/15/2028	12664OAC8	165,000.00	CITIGRP		99.29	163,830.10	(1,142.10)	(1,148.31)	1.36	5.00
FITAT 2023-1 A3 DTD 08/23/2023 5.530% 08/15/2028	31680EAD3	475,000.00	JPM_CHA		100.21	475,992.23	1,021.68	1,016.61	1.59	5.47

**Managed Account Fair Market Value & Analytics**

For the Month Ending **June 30, 2024**

CITY OF DORAL GENERAL FUND - [REDACTED]

Security Type/Description Dated Date/Coupon/Maturity	CUSIP	Par	Broker	Next Call Date	Market Price	Market Value	Unreal G/L On Cost	Unreal G/L Amort Cost	Effective Duration	YTM at Mkt
<b>Asset-Backed Security</b>										
CHAIT 2023-A1 A DTD 09/15/2023 5.160% 09/15/2028	161571HT4	405,000.00	JPM_CHA		100.08	405,319.46	431.73	415.77	2.03	5.14
PFAST 2023-1A A3 DTD 05/24/2023 4.810% 09/22/2028	73328QAC8	205,000.00	WELLS_F		99.29	203,547.66	(1,418.60)	(1,425.60)	0.98	5.00
TAOT 2024-A A3 DTD 01/30/2024 4.830% 10/16/2028	89238DAD0	150,000.00	MERRILL		99.25	148,870.17	(1,099.82)	(1,102.23)	1.91	5.03
JDOT 2024-A A3 DTD 03/19/2024 4.960% 11/15/2028	47800RAD5	125,000.00	CITIGRP		99.58	124,474.59	(518.41)	(518.79)	1.98	5.07
KCOT 2024-2A A3 DTD 06/25/2024 5.410% 11/15/2028	50117DAC0	180,000.00	MITSU		99.96	179,922.60	(73.08)	(73.09)	3.91	5.42
ALLYA 2024-1 A3 DTD 03/13/2024 5.080% 12/01/2028	02008FAC8	240,000.00	BARCLAY		99.52	238,851.50	(1,113.65)	(1,115.63)	1.80	5.20
GMCAR 2024-1 A3 DTD 01/17/2024 4.850% 12/18/2028	36268GAD7	65,000.00	BARCLAY		99.09	64,406.08	(580.85)	(581.93)	1.97	5.08
HUNT 2024-1A A3 DTD 02/22/2024 5.230% 01/16/2029	446144AE7	155,000.00	MORGAN_		99.71	154,553.79	(440.44)	(440.81)	2.03	5.30
BMWOT 2024-A A3 DTD 06/11/2024 5.180% 02/26/2029	096919AD7	295,000.00	JPM_CHA		100.42	296,224.84	1,269.65	1,269.19	4.14	5.08
JDOT 2024-B A3 DTD 06/18/2024 5.730% 03/15/2029	47786WAD2	245,000.00	RBC		100.21	245,513.52	561.42	561.10	4.14	5.68
WOART 2024-A A3 DTD 02/14/2024 4.860% 03/15/2029	98164RAD8	350,000.00	MIZUHO		99.29	347,512.80	(2,441.07)	(2,444.14)	2.07	5.03
CHAOT 2024-1A A3 DTD 03/27/2024 5.130% 05/25/2029	16144BAC2	130,000.00	JPM_CHA		99.91	129,881.53	(109.81)	(110.20)	2.16	5.15
CNH 2024-A A3 DTD 01/24/2024 4.770% 06/15/2029	18978FAC0	150,000.00	MERRILL		99.14	148,703.16	(1,261.40)	(1,263.94)	2.00	4.97
<b>Security Type Sub-Total</b>		<b>13,431,693.15</b>				<b>13,314,307.23</b>	<b>(115,617.79)</b>	<b>(116,164.99)</b>	<b>1.27</b>	<b>4.58</b>
<b>Managed Account Sub-Total</b>		<b>70,577,281.46</b>				<b>69,922,884.76</b>	<b>(470,905.73)</b>	<b>(522,190.25)</b>	<b>1.80</b>	<b>4.80</b>

**Managed Account Fair Market Value & Analytics**

For the Month Ending **June 30, 2024**

CITY OF DORAL GENERAL FUND - [REDACTED]						
<b>Securities Sub-Total</b>	<b>\$70,577,281.46</b>	<b>\$69,922,884.76</b>	<b>(\$470,905.73)</b>	<b>(\$522,190.25)</b>	<b>1.80</b>	<b>4.80%</b>
<b>Accrued Interest</b>		<b>\$652,289.75</b>				
<b>Total Investments</b>		<b>\$70,575,174.51</b>				

**Managed Account Security Transactions & Interest**

For the Month Ending **June 30, 2024**

**CITY OF DORAL GENERAL FUND - [REDACTED]**

Transaction Type		Security Description	CUSIP	Par	Principal Proceeds	Accrued Interest	Total	Realized G/L Cost	Realized G/L Amort Cost	Sale Method
Trade	Settle									
<b>BUY</b>										
06/04/24	06/11/24	BMWOT 2024-A A3 DTD 06/11/2024 5.180% 02/26/2029	096919AD7	295,000.00	(294,955.19)	0.00	(294,955.19)			
06/04/24	06/11/24	MET LIFE GLOB FUNDING I NOTES DTD 06/11/2024 5.050% 06/11/2027	592179KL8	375,000.00	(374,535.00)	0.00	(374,535.00)			
06/05/24	06/06/24	US TREASURY N/B NOTES DTD 05/15/2024 4.500% 05/15/2027	91282CKR1	1,000,000.00	(998,554.69)	(2,690.22)	(1,001,244.91)			
06/11/24	06/18/24	JDOT 2024-B A3 DTD 06/18/2024 5.730% 03/15/2029	47786WAD2	245,000.00	(244,952.10)	0.00	(244,952.10)			
06/18/24	06/25/24	KCOT 2024-2A A3 DTD 06/25/2024 5.410% 11/15/2028	50117DAC0	180,000.00	(179,995.68)	0.00	(179,995.68)			
06/24/24	06/27/24	FHMS K067 A2 DTD 09/28/2017 3.194% 07/01/2027	3137FAWS3	370,000.00	(353,003.13)	(853.51)	(353,856.64)			
06/24/24	06/28/24	CANADIAN IMPERIAL BANK CORPORATE NOTES DTD 06/28/2024 5.237% 06/28/2027	13607L8C0	170,000.00	(170,000.00)	0.00	(170,000.00)			

**Transaction Type Sub-Total** **2,635,000.00** **(2,615,995.79)** **(3,543.73)** **(2,619,539.52)**

<b>INTEREST</b>										
06/01/24	06/01/24	FANNIE MAE POOL FN 946318 DTD 08/01/2007 6.500% 09/01/2037	31413HYP7	399.35	0.00	2.16	2.16			
06/01/24	06/01/24	FANNIE MAE POOL FN 956412 DTD 11/01/2007 6.500% 11/01/2037	31413VAM9	2,211.91	0.00	11.98	11.98			
06/01/24	06/01/24	Government National Mortgage Association DTD 09/26/2008 6.000% 09/01/2038	38375YEK4	12,348.78	0.00	61.74	61.74			
06/01/24	06/01/24	Government National Mortgage Association DTD 01/30/2020 2.250% 12/01/2069	38380LV67	220,665.64	0.00	413.75	413.75			
06/01/24	06/01/24	Government National Mortgage Association DTD 07/30/2019 2.500% 01/01/2069	38380LXE8	201,104.18	0.00	418.97	418.97			
06/01/24	06/01/24	Government National Mortgage Association DTD 09/30/2014 3.000% 09/01/2064	38375UPV6	132,358.90	0.00	330.90	330.90			

**Managed Account Security Transactions & Interest**

For the Month Ending **June 30, 2024**

CITY OF DORAL GENERAL FUND - [REDACTED]

Transaction Type		Security Description	CUSIP	Par	Principal Proceeds	Accrued Interest	Total	Realized G/L Cost	Realized G/L Amort Cost	Sale Method
Trade	Settle									
<b>INTEREST</b>										
06/01/24	06/15/24	GINNIE MAE I POOL 677536 DTD 11/01/2007 6.500% 11/01/2037	36295QV56	4,229.54	0.00	22.91	22.91			
06/01/24	06/15/24	FHLMC SERIES 3842 PH DTD 04/01/2011 4.000% 04/01/2041	3137A9OP4	65,640.25	0.00	218.80	218.80			
06/01/24	06/15/24	GINNIE MAE I POOL 662584 DTD 09/01/2007 6.500% 09/01/2037	36294XCV6	11,791.43	0.00	63.87	63.87			
06/01/24	06/15/24	GINNIE MAE I POOL 668892 DTD 06/01/2007 7.500% 06/01/2037	36295FC51	72,639.05	0.00	453.99	453.99			
06/01/24	06/20/24	GINNIE MAE II POOL 4117 DTD 04/01/2008 7.000% 04/01/2038	36202ESE0	11,630.37	0.00	67.84	67.84			
06/01/24	06/20/24	GINNIE MAE II POOL 4262 DTD 10/01/2008 7.000% 10/01/2038	36202EWX3	5,223.75	0.00	30.47	30.47			
06/01/24	06/25/24	FHMS K052 A2 DTD 02/10/2016 3.151% 11/01/2025	3137BMTX4	690,000.00	0.00	1,811.83	1,811.83			
06/01/24	06/25/24	FN FM5616 DTD 01/01/2021 3.000% 12/01/2034	3140X9G25	176,571.66	0.00	441.43	441.43			
06/01/24	06/25/24	FN BM4614 DTD 10/01/2018 3.000% 03/01/2033	3140J9DU2	135,040.59	0.00	337.60	337.60			
06/01/24	06/25/24	FNA 2016-M12 A2 DTD 11/30/2016 2.525% 09/01/2026	3136AUKX8	360,117.95	0.00	757.80	757.80			
06/01/24	06/25/24	FANNIE MAE POOL FM4174 DTD 09/01/2020 3.000% 11/01/2032	3140X7T82	220,479.70	0.00	551.20	551.20			
06/01/24	06/25/24	FANNIE MAE POOL FN 885671 DTD 10/01/2006 6.500% 10/01/2036	31410C6G2	1,060.06	0.00	5.74	5.74			
06/01/24	06/25/24	FANNIE MAE POOL FN 899273 DTD 11/01/2006 6.500% 11/01/2036	31410WCJ5	5,770.11	0.00	31.25	31.25			
06/01/24	06/25/24	FHMS K092 A1 DTD 05/31/2019 3.125% 10/01/2028	3137FLYU2	287,949.51	0.00	749.87	749.87			
06/01/24	06/25/24	FANNIE MAE POOL FN 899203 DTD 11/01/2006 6.500% 10/01/2036	31410WAC2	11,511.08	0.00	62.35	62.35			
06/01/24	06/25/24	FHMS K736 A2 DTD 09/01/2019 2.282% 07/01/2026	3137FNWX4	370,000.00	0.00	703.62	703.62			
06/01/24	06/25/24	FHMS K057 A2 DTD 09/28/2016 2.570% 07/01/2026	3137BROJ7	355,000.00	0.00	760.29	760.29			

**Managed Account Security Transactions & Interest**

For the Month Ending **June 30, 2024**

CITY OF DORAL GENERAL FUND - [REDACTED]

Transaction Type		Security Description	CUSIP	Par	Principal Proceeds	Accrued Interest	Total	Realized G/L Cost	Realized G/L Amort Cost	Sale Method
Trade	Settle									
<b>INTEREST</b>										
06/03/24	06/03/24	MONEY MARKET FUND	MONEY0002	0.00	0.00	1,705.14	1,705.14			
06/05/24	06/05/24	LINDE INC/CT CORPORATE NOTES (CALLABLE) DTD 12/05/2022 4.700% 12/05/2025	53522KAB9	505,000.00	0.00	11,867.50	11,867.50			
06/11/24	06/11/24	WELLS FARGO CORP NOTES (CALLABLE) DTD 12/11/2023 5.254% 12/11/2026	94988J6F9	370,000.00	0.00	9,719.90	9,719.90			
06/13/24	06/13/24	MET TOWER GLOBAL FUNDING NOTES DTD 06/13/2022 3.700% 06/13/2025	58989V2E3	330,000.00	0.00	6,105.00	6,105.00			
06/15/24	06/15/24	BACCT 2022-A1 A1 DTD 06/16/2022 3.530% 11/15/2027	05522RDE5	165,000.00	0.00	485.38	485.38			
06/15/24	06/15/24	HART 2023-B A3 DTD 07/19/2023 5.480% 04/17/2028	44933XAD9	150,000.00	0.00	685.00	685.00			
06/15/24	06/15/24	FITAT 2023-1 A3 DTD 08/23/2023 5.530% 08/15/2028	31680EAD3	475,000.00	0.00	2,188.96	2,188.96			
06/15/24	06/15/24	TAOT 2023-B A3 DTD 05/23/2023 4.710% 02/15/2028	891941AD8	240,000.00	0.00	942.00	942.00			
06/15/24	06/15/24	AMXCA 2022-2 A DTD 05/24/2022 3.390% 05/17/2027	02582JJT8	515,000.00	0.00	1,454.88	1,454.88			
06/15/24	06/15/24	KCOT 2024-1A A3 DTD 02/21/2024 5.190% 07/17/2028	50117BAC4	170,000.00	0.00	735.25	735.25			
06/15/24	06/15/24	CARMX 2021-1 A3 DTD 01/27/2021 0.340% 12/15/2025	14316NAC3	62,730.06	0.00	17.77	17.77			
06/15/24	06/15/24	CNH 2021-C A3 DTD 10/27/2021 0.810% 12/15/2026	12598LAC0	97,984.71	0.00	66.14	66.14			
06/15/24	06/15/24	WOART 2024-A A3 DTD 02/14/2024 4.860% 03/15/2029	98164RAD8	350,000.00	0.00	1,417.50	1,417.50			
06/15/24	06/15/24	CNH 2022-A A3 DTD 03/31/2022 2.940% 07/15/2027	12660DAC1	168,260.45	0.00	412.24	412.24			
06/15/24	06/15/24	KCOT 2023-1A A3 DTD 03/31/2023 5.020% 06/15/2027	50117KAC4	175,000.00	0.00	732.08	732.08			
06/15/24	06/15/24	JDOT 2022-C A3 DTD 10/19/2022 5.090% 06/15/2027	47800BAC2	400,000.00	0.00	1,696.67	1,696.67			

**Managed Account Security Transactions & Interest**

For the Month Ending **June 30, 2024**

CITY OF DORAL GENERAL FUND - [REDACTED]											
Transaction Type	Trade	Settle	Security Description	CUSIP	Par	Principal Proceeds	Accrued Interest	Total	Realized G/L Cost	Realized G/L Amort Cost	Sale Method
<b>INTEREST</b>											
	06/15/24	06/15/24	DTRT 2022-1 A3 DTD 10/19/2022 5.230% 02/17/2026	233869AC0	241,648.67	0.00	1,053.19	1,053.19			
	06/15/24	06/15/24	CHAIT 2022-A1 A DTD 09/16/2022 3.970% 09/15/2027	161571HS6	200,000.00	0.00	661.67	661.67			
	06/15/24	06/15/24	HUNT 2024-1A A3 DTD 02/22/2024 5.230% 01/16/2029	446144AE7	155,000.00	0.00	675.54	675.54			
	06/15/24	06/15/24	MBART 2022-1 A3 DTD 11/22/2022 5.210% 08/16/2027	58768PAC8	575,000.00	0.00	2,496.46	2,496.46			
	06/15/24	06/15/24	COPAR 2022-1 A3 DTD 05/04/2022 3.170% 04/15/2027	14043OAC6	181,337.04	0.00	479.03	479.03			
	06/15/24	06/15/24	HDMOT 2022-A A3 DTD 04/20/2022 3.060% 02/15/2027	41284YAD8	166,404.27	0.00	424.33	424.33			
	06/15/24	06/15/24	TAOT 2023-A A3 DTD 01/30/2023 4.630% 09/15/2027	891940AC2	215,000.00	0.00	829.54	829.54			
	06/15/24	06/15/24	CARMX 2021-4 A3 DTD 09/22/2021 0.560% 09/15/2026	14317JAD9	78,299.34	0.00	36.54	36.54			
	06/15/24	06/15/24	CARMX 2021-3 A3 DTD 07/28/2021 0.550% 06/15/2026	14317DAC4	158,486.26	0.00	72.64	72.64			
	06/15/24	06/15/24	DTRT 2024-1 A3 DTD 04/24/2024 5.490% 12/15/2027	233874AC0	165,000.00	0.00	754.88	754.88			
	06/15/24	06/15/24	US TREASURY NOTES DTD 12/15/2022 4.000% 12/15/2025	91282CGA3	1,370,000.00	0.00	27,400.00	27,400.00			
	06/15/24	06/15/24	ALLYA 2022-1 A3 DTD 05/18/2022 3.310% 11/15/2026	02008JAC0	290,387.04	0.00	800.98	800.98			
	06/15/24	06/15/24	CARMX 2022-4 A3 DTD 10/31/2022 5.340% 08/16/2027	14318UAD3	550,000.00	0.00	2,447.50	2,447.50			
	06/15/24	06/15/24	US TREASURY NOTES DTD 06/15/2023 4.125% 06/15/2026	91282CHH7	780,000.00	0.00	16,087.50	16,087.50			
	06/15/24	06/15/24	KCOT 2023-2A A3 DTD 07/26/2023 5.280% 01/18/2028	500945AC4	130,000.00	0.00	572.00	572.00			
	06/15/24	06/15/24	HART 2022-A A3 DTD 03/16/2022 2.220% 10/15/2026	448977AD0	263,805.24	0.00	488.04	488.04			
	06/15/24	06/15/24	DCENT 2022-A3 A3 DTD 08/09/2022 3.560% 07/15/2027	254683CW3	420,000.00	0.00	1,246.00	1,246.00			

**Managed Account Security Transactions & Interest**

For the Month Ending **June 30, 2024**

CITY OF DORAL GENERAL FUND - [REDACTED]

Transaction Type		Security Description	CUSIP	Par	Principal Proceeds	Accrued Interest	Total	Realized G/L Cost	Realized G/L Amort Cost	Sale Method
Trade	Settle									
<b>INTEREST</b>										
06/15/24	06/15/24	HAROT 2023-2 A3 DTD 05/30/2023 4.930% 11/15/2027	437927AC0	225,000.00	0.00	924.38	924.38			
06/15/24	06/15/24	JDOT 2024-A A3 DTD 03/19/2024 4.960% 11/15/2028	47800RAD5	125,000.00	0.00	516.67	516.67			
06/15/24	06/15/24	HAROT 2022-1 A3 DTD 02/23/2022 1.880% 05/15/2026	43815BAC4	219,731.45	0.00	344.25	344.25			
06/15/24	06/15/24	US TREASURY N/B NOTES DTD 12/15/2023 4.375% 12/15/2026	91282CJP7	3,695,000.00	0.00	80,828.13	80,828.13			
06/15/24	06/15/24	TAOT 2024-A A3 DTD 01/30/2024 4.830% 10/16/2028	89238DAD0	150,000.00	0.00	603.75	603.75			
06/15/24	06/15/24	KCOT 2021-2A A3 DTD 07/28/2021 0.560% 11/17/2025	50117XAE2	70,776.03	0.00	33.03	33.03			
06/15/24	06/15/24	JDOT 2023-A A3 DTD 03/02/2023 5.010% 11/15/2027	47800CAC0	140,000.00	0.00	584.50	584.50			
06/15/24	06/15/24	BAAT 2023-1A A3 DTD 07/31/2023 5.530% 02/15/2028	06428AAC2	265,000.00	0.00	1,221.21	1,221.21			
06/15/24	06/15/24	ALLYA 2024-1 A3 DTD 03/13/2024 5.080% 12/01/2028	02008FAC8	240,000.00	0.00	1,016.00	1,016.00			
06/15/24	06/15/24	CNH 2023-A A3 DTD 04/25/2023 4.810% 08/15/2028	12664OAC8	165,000.00	0.00	661.38	661.38			
06/15/24	06/15/24	BAAT 2023-2A A3 DTD 11/21/2023 5.740% 06/15/2028	06054YAC1	395,000.00	0.00	1,889.42	1,889.42			
06/15/24	06/15/24	TAOT 2022-C A3 DTD 08/16/2022 3.760% 04/15/2027	89231CAD9	140,000.00	0.00	438.67	438.67			
06/15/24	06/15/24	KCOT 2022-1A A3 DTD 03/23/2022 2.670% 10/15/2026	50117EAC8	241,633.04	0.00	537.63	537.63			
06/15/24	06/15/24	JDOT 2023-B A3 DTD 06/28/2023 5.180% 03/15/2028	477920AC6	155,000.00	0.00	669.08	669.08			
06/15/24	06/15/24	CNH 2024-A A3 DTD 01/24/2024 4.770% 06/15/2029	18978FAC0	150,000.00	0.00	596.25	596.25			
06/15/24	06/15/24	COMET 2022-A2 A DTD 06/14/2022 3.490% 05/15/2027	14041NGA3	475,000.00	0.00	1,381.46	1,381.46			
06/15/24	06/15/24	JDOT 2022-A A3 DTD 03/16/2022 2.320% 09/16/2026	47787JAC2	154,147.51	0.00	298.02	298.02			

**Managed Account Security Transactions & Interest**

For the Month Ending **June 30, 2024**

CITY OF DORAL GENERAL FUND - [REDACTED]											
Transaction Type	Trade	Settle	Security Description	CUSIP	Par	Principal Proceeds	Accrued Interest	Total	Realized G/L Cost	Realized G/L Amort Cost	Sale Method
<b>INTEREST</b>											
	06/15/24	06/15/24	DCENT 2022-A2 A DTD 05/26/2022 3.320% 05/17/2027	254683CS2	480,000.00	0.00	1,328.00	1,328.00			
	06/15/24	06/15/24	COPAR 2022-2 A3 DTD 08/10/2022 3.660% 05/17/2027	14043GAD6	205,000.00	0.00	625.25	625.25			
	06/15/24	06/15/24	CARMX 2022-2 A3 DTD 04/28/2022 3.490% 02/16/2027	14317HAC5	197,119.47	0.00	573.29	573.29			
	06/15/24	06/15/24	FORDO 2022-A A3 DTD 01/24/2022 1.290% 06/15/2026	345286AC2	87,304.36	0.00	93.85	93.85			
	06/15/24	06/15/24	FORDO 2023-A A3 DTD 03/31/2023 4.650% 02/15/2028	344928AD8	175,000.00	0.00	678.13	678.13			
	06/15/24	06/15/24	CHAIT 2023-A1 A DTD 09/15/2023 5.160% 09/15/2028	161571HT4	405,000.00	0.00	1,741.50	1,741.50			
	06/16/24	06/16/24	GMCAR 2024-1 A3 DTD 01/17/2024 4.850% 12/18/2028	36268GAD7	65,000.00	0.00	262.71	262.71			
	06/16/24	06/16/24	GMCAR 2023-2 A3 DTD 04/12/2023 4.470% 02/16/2028	362583AD8	185,000.00	0.00	689.13	689.13			
	06/16/24	06/16/24	GMCAR 2022-2 A3 DTD 04/13/2022 3.100% 02/16/2027	362585AC5	136,465.33	0.00	352.54	352.54			
	06/16/24	06/16/24	GMCAR 2022-1 A3 DTD 01/19/2022 1.260% 11/16/2026	380146AC4	87,982.68	0.00	92.38	92.38			
	06/18/24	06/18/24	HAROT 2021-3 A3 DTD 08/25/2021 0.410% 11/18/2025	43815EAC8	83,955.51	0.00	28.68	28.68			
	06/20/24	06/20/24	VWALT 2022-A A3 DTD 06/14/2022 3.440% 07/21/2025	92868AAC9	45,215.48	0.00	129.62	129.62			
	06/20/24	06/20/24	VALET 2021-1 A3 DTD 12/13/2021 1.020% 06/22/2026	92868KAC7	106,605.81	0.00	90.61	90.61			
	06/21/24	06/21/24	HAROT 2021-4 A3 DTD 11/24/2021 0.880% 01/21/2026	43815GAC3	87,049.78	0.00	63.84	63.84			
	06/22/24	06/22/24	PFAST 2023-1A A3 DTD 05/24/2023 4.810% 09/22/2028	73328OAC8	205,000.00	0.00	821.71	821.71			
	06/25/24	06/25/24	CHAOT 2024-1A A3 DTD 03/27/2024 5.130% 05/25/2029	16144BAC2	130,000.00	0.00	555.75	555.75			
	06/25/24	06/25/24	BMWOT 2023-A A3 DTD 07/18/2023 5.470% 02/25/2028	05592XAD2	120,000.00	0.00	547.00	547.00			

**Managed Account Security Transactions & Interest**

For the Month Ending **June 30, 2024**

CITY OF DORAL GENERAL FUND - [REDACTED]

Transaction Type		Security Description	CUSIP	Par	Principal Proceeds	Accrued Interest	Total	Realized G/L Cost	Realized G/L Amort Cost	Sale Method
Trade	Settle									
<b>INTEREST</b>										
06/25/24	06/25/24	BMWOT 2022-A A3 DTD 05/18/2022 3.210% 08/25/2026	05602RAD3	129,051.23	0.00	345.21	345.21			
<b>Transaction Type Sub-Total</b>				<b>23,405,124.57</b>	<b>0.00</b>	<b>206,630.64</b>	<b>206,630.64</b>			
<b>PAYDOWNS</b>										
06/01/24	06/01/24	FANNIE MAE POOL FN 946318 DTD 08/01/2007 6.500% 09/01/2037	31413HYP7	1.46	1.46	0.00	1.46	0.00	0.00	
06/01/24	06/01/24	FANNIE MAE POOL FN 956412 DTD 11/01/2007 6.500% 11/01/2037	31413VAM9	27.09	27.09	0.00	27.09	0.00	0.00	
06/01/24	06/01/24	Government National Mortgage Association DTD 09/30/2014 3.000% 09/01/2064	38375UPV6	45,566.83	45,566.83	0.00	45,566.83	(2,810.95)	0.00	
06/01/24	06/01/24	Government National Mortgage Association DTD 01/30/2020 2.250% 12/01/2069	38380LV67	8,245.44	8,245.44	0.00	8,245.44	(35.75)	0.00	
06/01/24	06/01/24	Government National Mortgage Association DTD 07/30/2019 2.500% 01/01/2069	38380LXE8	25,033.11	25,033.11	0.00	25,033.11	(132.01)	0.00	
06/01/24	06/01/24	Government National Mortgage Association DTD 09/26/2008 6.000% 09/01/2038	38375YEK4	171.06	171.06	0.00	171.06	0.00	0.00	
06/01/24	06/15/24	GINNIE MAE I POOL 662584 DTD 09/01/2007 6.500% 09/01/2037	36294XCV6	64.80	64.80	0.00	64.80	0.00	0.00	
06/01/24	06/15/24	FHLMC SERIES 3842 PH DTD 04/01/2011 4.000% 04/01/2041	3137A9OP4	943.86	943.86	0.00	943.86	(68.65)	0.00	
06/01/24	06/15/24	GINNIE MAE I POOL 668892 DTD 06/01/2007 7.500% 06/01/2037	36295FC51	239.88	239.88	0.00	239.88	0.00	0.00	
06/01/24	06/15/24	GINNIE MAE I POOL 677536 DTD 11/01/2007 6.500% 11/01/2037	36295QV56	17.39	17.39	0.00	17.39	0.00	0.00	
06/01/24	06/20/24	GINNIE MAE II POOL 4117 DTD 04/01/2008 7.000% 04/01/2038	36202ESE0	107.31	107.31	0.00	107.31	0.00	0.00	
06/01/24	06/20/24	GINNIE MAE II POOL 4262 DTD 10/01/2008 7.000% 10/01/2038	36202EWX3	17.89	17.89	0.00	17.89	0.00	0.00	

**Managed Account Security Transactions & Interest**

For the Month Ending **June 30, 2024**

CITY OF DORAL GENERAL FUND - [REDACTED]											
Transaction Type	Trade	Settle	Security Description	CUSIP	Par	Principal Proceeds	Accrued Interest	Total	Realized G/L Cost	Realized G/L Amort Cost	Sale Method
<b>PAYDOWNS</b>											
	06/01/24	06/25/24	FANNIE MAE POOL FM4174 DTD 09/01/2020 3.000% 11/01/2032	3140X7T82	8,080.06	8,080.06	0.00	8,080.06	(488.59)	0.00	
	06/01/24	06/25/24	FANNIE MAE POOL FN 899203 DTD 11/01/2006 6.500% 10/01/2036	31410WAC2	51.91	51.91	0.00	51.91	0.00	0.00	
	06/01/24	06/25/24	FANNIE MAE POOL FN 899273 DTD 11/01/2006 6.500% 11/01/2036	31410WCJ5	44.01	44.01	0.00	44.01	0.00	0.00	
	06/01/24	06/25/24	FANNIE MAE POOL FN 885671 DTD 10/01/2006 6.500% 10/01/2036	31410C6G2	5.02	5.02	0.00	5.02	0.00	0.00	
	06/01/24	06/25/24	FN FM5616 DTD 01/01/2021 3.000% 12/01/2034	3140X9G25	1,864.71	1,864.71	0.00	1,864.71	(107.51)	0.00	
	06/01/24	06/25/24	FHMS K092 A1 DTD 05/31/2019 3.125% 10/01/2028	3137FLYU2	4,538.26	4,538.26	0.00	4,538.26	267.86	0.00	
	06/01/24	06/25/24	FNA 2016-M12 A2 DTD 11/30/2016 2.525% 09/01/2026	3136AUKX8	659.99	659.99	0.00	659.99	44.19	0.00	
	06/01/24	06/25/24	FN BM4614 DTD 10/01/2018 3.000% 03/01/2033	3140J9DU2	2,475.42	2,475.42	0.00	2,475.42	(162.45)	0.00	
	06/15/24	06/15/24	KCOT 2022-1A A3 DTD 03/23/2022 2.670% 10/15/2026	50117EAC8	15,074.01	15,074.01	0.00	15,074.01	2.16	0.00	
	06/15/24	06/15/24	JDOT 2022-A A3 DTD 03/16/2022 2.320% 09/16/2026	47787JAC2	9,777.15	9,777.15	0.00	9,777.15	2.16	0.00	
	06/15/24	06/15/24	CARMX 2021-4 A3 DTD 09/22/2021 0.560% 09/15/2026	14317JAD9	6,494.11	6,494.11	0.00	6,494.11	0.74	0.00	
	06/15/24	06/15/24	COPAR 2022-1 A3 DTD 05/04/2022 3.170% 04/15/2027	14043OAC6	11,072.60	11,072.60	0.00	11,072.60	2.42	0.00	
	06/15/24	06/15/24	HDMOT 2022-A A3 DTD 04/20/2022 3.060% 02/15/2027	41284YAD8	14,137.19	14,137.19	0.00	14,137.19	2.35	0.00	
	06/15/24	06/15/24	CARMX 2022-2 A3 DTD 04/28/2022 3.490% 02/16/2027	14317HAC5	13,199.93	13,199.93	0.00	13,199.93	2.01	0.00	
	06/15/24	06/15/24	FORDO 2022-A A3 DTD 01/24/2022 1.290% 06/15/2026	345286AC2	8,311.23	8,311.23	0.00	8,311.23	0.99	0.00	
	06/15/24	06/15/24	DTRT 2022-1 A3 DTD 10/19/2022 5.230% 02/17/2026	233869AC0	21,028.90	21,028.90	0.00	21,028.90	1.40	0.00	
	06/15/24	06/15/24	HART 2022-A A3 DTD 03/16/2022 2.220% 10/15/2026	448977AD0	21,816.15	21,816.15	0.00	21,816.15	0.84	0.00	

**Managed Account Security Transactions & Interest**

For the Month Ending **June 30, 2024**

CITY OF DORAL GENERAL FUND - [REDACTED]

Transaction Type		Security Description	CUSIP	Par	Principal Proceeds	Accrued Interest	Total	Realized G/L Cost	Realized G/L Amort Cost	Sale Method
Trade	Settle									
<b>PAYDOWNS</b>										
06/15/24	06/15/24	CARMX 2021-3 A3 DTD 07/28/2021 0.550% 06/15/2026	14317DAC4	15,830.51	15,830.51	0.00	15,830.51	2.60	0.00	
06/15/24	06/15/24	HAROT 2022-1 A3 DTD 02/23/2022 1.880% 05/15/2026	43815BAC4	18,493.76	18,493.76	0.00	18,493.76	2.78	0.00	
06/15/24	06/15/24	CNH 2022-A A3 DTD 03/31/2022 2.940% 07/15/2027	12660DAC1	3,050.26	3,050.26	0.00	3,050.26	0.23	0.00	
06/15/24	06/15/24	ALLYA 2022-1 A3 DTD 05/18/2022 3.310% 11/15/2026	02008JAC0	22,993.79	22,993.79	0.00	22,993.79	4.45	0.00	
06/15/24	06/15/24	KCOT 2021-2A A3 DTD 07/28/2021 0.560% 11/17/2025	50117XAE2	9,756.39	9,756.39	0.00	9,756.39	0.37	0.00	
06/15/24	06/15/24	CNH 2021-C A3 DTD 10/27/2021 0.810% 12/15/2026	12598LAC0	6,945.30	6,945.30	0.00	6,945.30	0.81	0.00	
06/15/24	06/15/24	CARMX 2021-1 A3 DTD 01/27/2021 0.340% 12/15/2025	14316NAC3	18,379.27	18,379.27	0.00	18,379.27	3.63	0.00	
06/16/24	06/16/24	GMCAR 2022-1 A3 DTD 01/19/2022 1.260% 11/16/2026	380146AC4	7,610.42	7,610.42	0.00	7,610.42	0.66	0.00	
06/16/24	06/16/24	GMCAR 2022-2 A3 DTD 04/13/2022 3.100% 02/16/2027	362585AC5	8,987.29	8,987.29	0.00	8,987.29	1.88	0.00	
06/18/24	06/18/24	HAROT 2021-3 A3 DTD 08/25/2021 0.410% 11/18/2025	43815EAC8	12,138.41	12,138.41	0.00	12,138.41	0.18	0.00	
06/20/24	06/20/24	VALET 2021-1 A3 DTD 12/13/2021 1.020% 06/22/2026	92868KAC7	12,121.40	12,121.40	0.00	12,121.40	0.48	0.00	
06/20/24	06/20/24	VWALT 2022-A A3 DTD 06/14/2022 3.440% 07/21/2025	92868AAC9	12,507.03	12,507.03	0.00	12,507.03	1.00	0.00	
06/21/24	06/21/24	HAROT 2021-4 A3 DTD 11/24/2021 0.880% 01/21/2026	43815GAC3	9,132.60	9,132.60	0.00	9,132.60	1.93	0.00	
06/25/24	06/25/24	BMWOT 2022-A A3 DTD 05/18/2022 3.210% 08/25/2026	05602RAD3	10,829.91	10,829.91	0.00	10,829.91	0.56	0.00	
<b>Transaction Type Sub-Total</b>				<b>387,843.11</b>	<b>387,843.11</b>	<b>0.00</b>	<b>387,843.11</b>	<b>(3,457.23)</b>	<b>0.00</b>	
<b>SELL</b>										
06/04/24	06/05/24	COMET 2022-A1 A1 DTD 03/30/2022 2.800% 03/15/2027	14041NFZ9	520,000.00	509,193.75	808.89	510,002.64	(10,767.04)	(10,784.32)	FIFO

**Managed Account Security Transactions & Interest**

For the Month Ending **June 30, 2024**

CITY OF DORAL GENERAL FUND - [REDACTED]

Transaction Type		Security Description	CUSIP	Par	Principal Proceeds	Accrued Interest	Total	Realized G/L Cost	Realized G/L Amort Cost	Sale Method
Trade	Settle									
<b>SELL</b>										
06/04/24	06/05/24	MET LIFE GLOB FUNDING I NOTES DTD 03/21/2022 2.800% 03/21/2025	59217GEW5	260,000.00	254,573.80	1,496.44	256,070.24	(5,194.80)	(5,365.18)	FIFO
06/05/24	06/06/24	US TREASURY NOTES DTD 08/15/2022 3.125% 08/15/2025	91282CFE6	450,000.00	440,156.25	4,326.92	444,483.17	(4,587.89)	(7,714.98)	FIFO
06/05/24	06/06/24	CINTAS CORPORATION NO. 2 CORP NOTE (CALL DTD 05/03/2022 3.450% 05/01/2025	17252MAP5	145,000.00	142,430.60	486.35	142,916.95	(2,537.50)	(2,559.81)	FIFO
06/12/24	06/13/24	US TREASURY NOTES DTD 08/15/2022 3.125% 08/15/2025	91282CFE6	200,000.00	195,820.31	2,043.27	197,863.58	(1,843.75)	(3,248.79)	FIFO
06/27/24	06/28/24	US TREASURY NOTES DTD 08/15/2022 3.125% 08/15/2025	91282CFE6	150,000.00	146,906.25	1,725.62	148,631.87	(1,341.80)	(2,420.05)	FIFO
<b>Transaction Type Sub-Total</b>				<b>1,725,000.00</b>	<b>1,689,080.96</b>	<b>10,887.49</b>	<b>1,699,968.45</b>	<b>(26,272.78)</b>	<b>(32,093.13)</b>	
<b>Managed Account Sub-Total</b>					<b>(539,071.72)</b>	<b>213,974.40</b>	<b>(325,097.32)</b>	<b>(29,730.01)</b>	<b>(32,093.13)</b>	
<b>Total Security Transactions</b>					<b>(539,071.72)</b>	<b>\$213,974.40</b>	<b>(325,097.32)</b>	<b>(\$29,730.01)</b>	<b>(\$32,093.13)</b>	

**Managed Account Summary Statement**

For the Month Ending **June 30, 2024**

CITY OF DORAL STORM WATER PORTFOLIO - [REDACTED]

**Transaction Summary - Managed Account**

<b>Opening Market Value</b>	<b>\$9,264,652.96</b>
Maturities/Calls	(46,409.34)
Principal Dispositions	(278,869.33)
Principal Acquisitions	309,602.54
Unsettled Trades	0.00
Change in Current Value	20,425.78
<b>Closing Market Value</b>	<b>\$9,269,402.61</b>

**Cash Transactions Summary - Managed Account**

Maturities/Calls	0.00
Sale Proceeds	281,442.38
Coupon/Interest/Dividend Income	28,645.45
Principal Payments	46,409.34
Security Purchases	(310,244.52)
Net Cash Contribution	(0.04)
Reconciling Transactions	0.00

**Earnings Reconciliation (Cash Basis) - Managed Account**

Interest/Dividends/Coupons Received	31,218.50
Less Purchased Interest Related to Interest/Coupons	(641.98)
Plus Net Realized Gains/Losses	(5,892.83)
<b>Total Cash Basis Earnings</b>	<b>\$24,683.69</b>

**Cash Balance**

**Closing Cash Balance** **\$82,211.00**

**Earnings Reconciliation (Accrual Basis)**

	<b>Total</b>
Ending Amortized Value of Securities	9,340,132.18
Ending Accrued Interest	81,167.36
Plus Proceeds from Sales	281,442.38
Plus Proceeds of Maturities/Calls/Principal Payments	46,409.34
Plus Coupons/Dividends Received	28,645.45
Less Cost of New Purchases	(310,244.52)
Less Beginning Amortized Value of Securities	(9,361,627.58)
Less Beginning Accrued Interest	(78,864.18)
<b>Total Accrual Basis Earnings</b>	<b>\$27,060.43</b>

**Portfolio Summary and Statistics**

For the Month Ending **June 30, 2024**

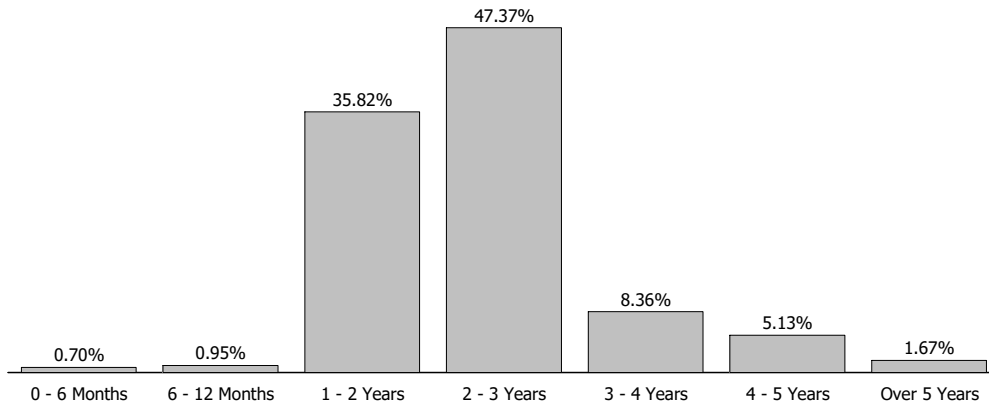
**CITY OF DORAL STORM WATER PORTFOLIO - [REDACTED]**

**Account Summary**

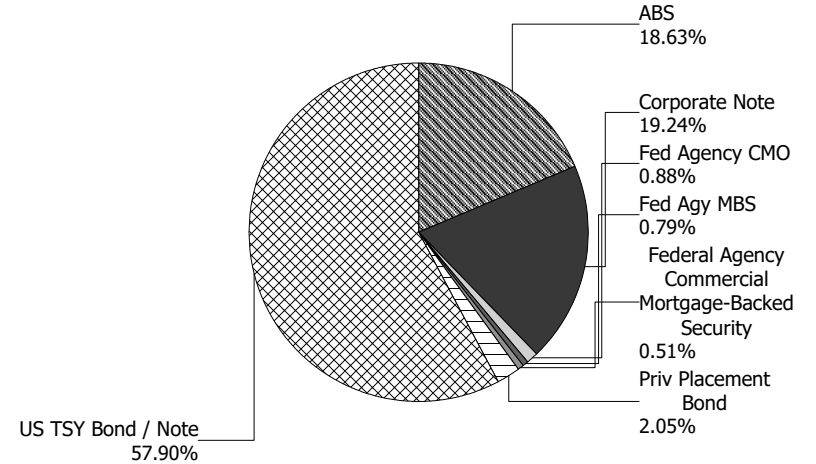
Description	Par Value	Market Value	Percent
U.S. Treasury Bond / Note	5,420,000.00	5,366,389.83	57.90
Federal Agency Mortgage-Backed Security	74,301.79	73,169.92	0.79
Federal Agency Commercial Mortgage-Backed Security	50,000.00	47,517.04	0.51
Federal Agency Collateralized Mortgage Obligation	84,758.71	81,960.76	0.88
Corporate Note	1,985,000.00	1,973,490.85	21.29
Asset-Backed Security	1,737,261.15	1,726,874.21	18.63
<b>Managed Account Sub-Total</b>	<b>9,351,321.65</b>	<b>9,269,402.61</b>	<b>100.00%</b>
Accrued Interest		81,167.36	
<b>Total Portfolio</b>	<b>9,351,321.65</b>	<b>9,350,569.97</b>	

**Unsettled Trades** **0.00** **0.00**

**Maturity Distribution**



**Sector Allocation**



**Characteristics**

Yield to Maturity at Cost	4.32%
Yield to Maturity at Market	4.77%
Weighted Average Days to Maturity	997

**Managed Account Issuer Summary**

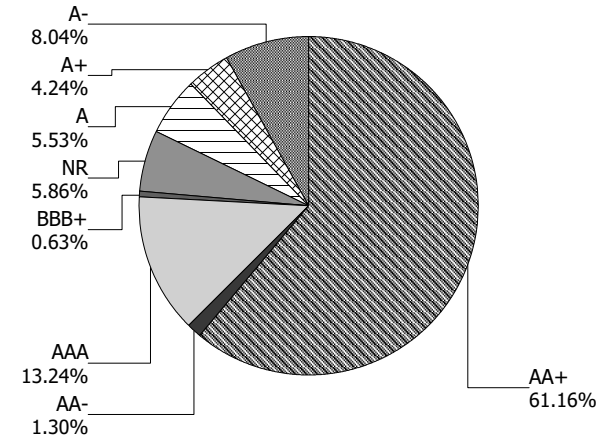
For the Month Ending **June 30, 2024**

CITY OF DORAL STORM WATER PORTFOLIO - [REDACTED]

**Issuer Summary**

<b>Issuer</b>	<b>Market Value of Holdings</b>	<b>Percent</b>
3M COMPANY	58,614.24	0.63
ADOBE INC	25,006.75	0.27
ALLY AUTO RECEIVABLES TRUST	134,008.99	1.45
AMERICAN HONDA FINANCE	64,899.66	0.70
ASTRAZENECA PLC	29,920.05	0.32
BANK OF AMERICA CO	258,708.41	2.80
BANK OF MONTREAL	50,231.55	0.54
BMW FINANCIAL SERVICES NA LLC	69,661.69	0.75
BMW VEHICLE OWNER TRUST	30,392.27	0.33
BP PLC	54,892.37	0.59
Brighthouse Financial Global F	39,779.56	0.43
BRISTOL-MYERS SQUIBB CO	14,991.18	0.16
CANADIAN IMPERIAL BANK OF COMMERCE	60,326.49	0.65
CAPITAL ONE FINANCIAL CORP	108,866.35	1.17
CARMAX AUTO OWNER TRUST	129,951.04	1.40
CATERPILLAR INC	64,694.70	0.70
CHASE AUTO OWNER TRUST	19,981.77	0.22
CHASE ISSURANCE	100,078.88	1.08
CINTAS CORPORATION NO. 2	19,679.78	0.21
CISCO SYSTEMS INC	44,876.34	0.48
CNH EQUIPMENT TRUST	54,095.67	0.58
DAIMLER TRUCKS RETAIL TRUST	30,360.83	0.33
DEERE & COMPANY	64,623.69	0.70
DISCOVER FINANCIAL SERVICES	112,811.12	1.22
ELI LILLY & CO	44,531.19	0.48
FANNIE MAE	50,500.97	0.54
FIFTH THIRD AUTO TRUST	70,146.22	0.76
FORD CREDIT AUTO OWNER TRUST	35,834.28	0.39
FREDDIE MAC	54,890.19	0.59
GM FINANCIAL CONSUMER AUTOMOBILE TRUST	59,866.27	0.65
GOLDMAN SACHS GROUP INC	54,884.94	0.59
GOVERNMENT NATIONAL MORTGAGE ASSOCIATION	97,256.56	1.05

**Credit Quality (S&P Ratings)**



**Managed Account Issuer Summary**

For the Month Ending **June 30, 2024**

CITY OF DORAL STORM WATER PORTFOLIO - [REDACTED]

<b>Issuer</b>	<b>Market Value of Holdings</b>	<b>Percent</b>
HARLEY-DAVIDSON MOTORCYCLE TRUST	19,111.57	0.21
HOME DEPOT INC	14,959.83	0.16
HONDA AUTO RECEIVABLES	146,767.57	1.59
HORMEL FOODS CORP	19,881.38	0.21
HYUNDAI AUTO RECEIVABLES	81,079.56	0.87
JOHN DEERE OWNER TRUST	118,834.03	1.28
JP MORGAN CHASE & CO	138,062.96	1.49
LINDE PLC	64,554.69	0.70
MERCEDES-BENZ AUTO RECEIVABLES	105,177.56	1.13
MICROSOFT CORP	43,853.31	0.47
MORGAN STANLEY	49,507.45	0.53
NATIONAL RURAL UTILITIES CO FINANCE CORP	69,590.57	0.75
NEW YORK LIFE INSURANCE COMPANY	75,177.68	0.81
NISSAN AUTO RECEIVABLES	20,192.97	0.22
NORTHWESTERN MUTUAL GLBL NOTES	25,021.78	0.27
PACCAR FINANCIAL CORP	25,049.03	0.27
PACIFIC LIFE	15,070.65	0.16
PEPSICO INC	20,076.76	0.22
PNC FINANCIAL SERVICES GROUP	19,927.10	0.21
PRINCIPAL FINANCIAL GROUP INC	34,801.10	0.38
STATE STREET CORPORATION	119,180.75	1.29
TEXAS INSTRUMENTS INC	44,672.13	0.48
TORONTO-DOMINION BANK	69,580.70	0.75
TOYOTA MOTOR CORP	129,247.62	1.39
TRUIST FIN CORP	64,784.92	0.70
UNITED STATES TREASURY	5,366,389.83	57.90
UNITEDHEALTH GROUP INC	69,390.30	0.75
USAA AUTO OWNER TRUST	80,157.80	0.86
WESTPAC BANKING CORP	60,292.32	0.65
WORLD OMNI AUTO REC TRUST	49,644.69	0.54
<b>Total</b>	<b>\$9,269,402.61</b>	<b>100.00%</b>

**Managed Account Detail of Securities Held**

For the Month Ending **June 30, 2024**

**CITY OF DORAL STORM WATER PORTFOLIO - [REDACTED]**

<b>Security Type/Description</b>	<b>CUSIP</b>	<b>Par</b>	<b>S&amp;P Rating</b>	<b>Moody's Rating</b>	<b>Trade Date</b>	<b>Settle Date</b>	<b>Original Cost</b>	<b>YTM at Cost</b>	<b>Accrued Interest</b>	<b>Amortized Cost</b>	<b>Market Value</b>
<b>U.S. Treasury Bond / Note</b>											
US TREASURY NOTES DTD 08/15/2022 3.125% 08/15/2025	91282CFE6	215,000.00	AA+	Aaa	09/01/22	09/06/22	212,488.87	3.55	2,528.76	214,041.37	210,464.83
US TREASURY NOTES DTD 10/15/2022 4.250% 10/15/2025	91282CFP1	15,000.00	AA+	Aaa	05/13/24	05/15/24	14,842.38	5.02	134.12	14,856.68	14,857.03
US TREASURY NOTES DTD 10/15/2022 4.250% 10/15/2025	91282CFP1	130,000.00	AA+	Aaa	11/02/22	11/04/22	129,146.88	4.49	1,162.36	129,626.56	128,760.95
US TREASURY NOTES DTD 11/15/2022 4.500% 11/15/2025	91282CFW6	300,000.00	AA+	Aaa	12/05/22	12/07/22	303,082.03	4.12	1,724.18	301,440.58	298,125.00
US TREASURY NOTES DTD 12/15/2022 4.000% 12/15/2025	91282CGA3	230,000.00	AA+	Aaa	01/05/23	01/06/23	228,832.03	4.18	402.19	229,421.45	227,017.18
US TREASURY NOTES DTD 01/15/2023 3.875% 01/15/2026	91282CGE5	280,000.00	AA+	Aaa	01/30/23	02/01/23	279,310.94	3.96	5,007.69	279,640.46	275,800.00
US TREASURY NOTES DTD 02/15/2023 4.000% 02/15/2026	91282CGL9	65,000.00	AA+	Aaa	04/18/23	04/20/23	65,038.09	3.98	978.57	65,021.92	64,116.40
US TREASURY NOTES DTD 02/15/2023 4.000% 02/15/2026	91282CGL9	270,000.00	AA+	Aaa	03/02/23	03/06/23	265,338.28	4.63	4,064.84	267,428.91	266,329.68
US TREASURY NOTES DTD 04/15/2023 3.750% 04/15/2026	91282CGV7	20,000.00	AA+	Aaa	04/25/24	04/29/24	19,535.16	5.01	157.79	19,576.06	19,640.62
US TREASURY NOTES DTD 04/15/2023 3.750% 04/15/2026	91282CGV7	395,000.00	AA+	Aaa	05/01/23	05/03/23	394,074.22	3.83	3,116.29	394,439.21	387,902.33
US TREASURY NOTES DTD 05/15/2023 3.625% 05/15/2026	91282CHB0	395,000.00	AA+	Aaa	06/01/23	06/05/23	390,972.85	4.00	1,828.75	392,441.35	386,914.82
US TREASURY NOTES DTD 06/15/2023 4.125% 06/15/2026	91282CHH7	210,000.00	AA+	Aaa	06/28/23	06/29/23	208,548.05	4.38	378.69	209,041.87	207,571.88
US TREASURY NOTES DTD 07/15/2023 4.500% 07/15/2026	91282CHM6	375,000.00	AA+	Aaa	08/01/23	08/03/23	374,296.88	4.57	7,788.46	374,514.28	373,359.38
US TREASURY NOTES DTD 08/15/2023 4.375% 08/15/2026	91282CHU8	350,000.00	AA+	Aaa	09/06/23	09/11/23	346,664.06	4.73	5,763.22	347,581.52	347,703.13

**Managed Account Detail of Securities Held**

For the Month Ending **June 30, 2024**

**CITY OF DORAL STORM WATER PORTFOLIO - [REDACTED]**

<b>Security Type/Description</b>	<b>CUSIP</b>	<b>Par</b>	<b>S&amp;P Rating</b>	<b>Moody's Rating</b>	<b>Trade Date</b>	<b>Settle Date</b>	<b>Original Cost</b>	<b>YTM at Cost</b>	<b>Accrued Interest</b>	<b>Amortized Cost</b>	<b>Market Value</b>
<b>U.S. Treasury Bond / Note</b>											
US TREASURY NOTES DTD 10/15/2023 4.625% 10/15/2026	91282CJC6	100,000.00	AA+	Aaa	11/07/23	11/09/23	99,867.19	4.67	973.02	99,894.76	99,906.25
US TREASURY N/B NOTES DTD 11/15/2023 4.625% 11/15/2026	91282CJK8	325,000.00	AA+	Aaa	12/07/23	12/11/23	327,678.71	4.32	1,919.75	327,195.35	324,898.44
US TREASURY N/B NOTES DTD 12/15/2023 4.375% 12/15/2026	91282CJP7	495,000.00	AA+	Aaa	01/02/24	01/04/24	498,809.18	4.10	946.72	498,207.74	492,215.63
US TREASURY N/B NOTES DTD 01/15/2024 4.000% 01/15/2027	91282CJT9	275,000.00	AA+	Aaa	02/01/24	02/05/24	275,268.55	3.96	5,076.92	275,233.50	271,003.92
US TREASURY N/B NOTES DTD 02/15/2024 4.125% 02/15/2027	91282CKA8	275,000.00	AA+	Aaa	03/05/24	03/07/24	273,388.67	4.34	4,269.49	273,553.53	271,863.30
US TREASURY N/B NOTES DTD 03/15/2024 4.250% 03/15/2027	91282CKE0	170,000.00	AA+	Aaa	04/02/24	04/05/24	168,784.77	4.51	2,120.38	168,876.61	168,645.30
US TREASURY N/B NOTES DTD 04/15/2024 4.500% 04/15/2027	91282CKJ9	280,000.00	AA+	Aaa	05/02/24	05/06/24	277,998.44	4.76	2,650.82	278,095.82	279,606.26
US TREASURY N/B NOTES DTD 05/15/2024 4.500% 05/15/2027	91282CKR1	250,000.00	AA+	Aaa	06/04/24	06/05/24	249,609.38	4.56	1,436.82	249,618.16	249,687.50
<b>Security Type Sub-Total</b>		<b>5,420,000.00</b>					<b>5,403,575.61</b>	<b>4.27</b>	<b>54,429.83</b>	<b>5,409,747.69</b>	<b>5,366,389.83</b>
<b>Federal Agency Mortgage-Backed Security</b>											
FANNIE MAE POOL FM4174 DTD 09/01/2020 3.000% 11/01/2032	3140X7T82	34,514.92	AA+	Aaa	09/08/20	09/18/20	36,601.99	2.42	86.29	35,950.46	33,338.45
FN BM4614 DTD 10/01/2018 3.000% 03/01/2033	3140J9DU2	18,140.50	AA+	Aaa	08/03/21	08/17/21	19,330.96	2.35	45.35	19,034.62	17,162.52
GINNIE MAE I POOL 646043 DTD 10/01/2007 6.500% 10/01/2037	36292DWC2	21,646.37	AA+	Aaa	01/29/16	01/29/16	21,646.37	6.50	117.25	21,646.37	22,668.95
<b>Security Type Sub-Total</b>		<b>74,301.79</b>					<b>77,579.32</b>	<b>3.67</b>	<b>248.89</b>	<b>76,631.45</b>	<b>73,169.92</b>
<b>Federal Agency Commercial Mortgage-Backed Security</b>											

**Managed Account Detail of Securities Held**

For the Month Ending **June 30, 2024**

CITY OF DORAL STORM WATER PORTFOLIO - [REDACTED]											
Security Type/Description			S&P	Moody's	Trade	Settle	Original	YTM	Accrued	Amortized	Market
Dated Date/Coupon/Maturity	CUSIP	Par	Rating	Rating	Date	Date	Cost	at Cost	Interest	Cost	Value
<b>Federal Agency Commercial Mortgage-Backed Security</b>											
FHMS K736 A2 DTD 09/01/2019 2.282% 07/01/2026	3137FNWX4	50,000.00	AA+	Aaa	10/05/23	10/11/23	46,392.58	5.13	95.08	47,350.69	47,517.04
<b>Security Type Sub-Total</b>		<b>50,000.00</b>					<b>46,392.58</b>	<b>5.13</b>	<b>95.08</b>	<b>47,350.69</b>	<b>47,517.04</b>
<b>Federal Agency Collateralized Mortgage Obligation</b>											
FHLMC SERIES 3842 PH DTD 04/01/2011 4.000% 04/01/2041	3137A9QP4	7,611.37	AA+	Aaa	05/05/15	05/05/15	8,164.98	3.57	25.37	7,969.29	7,373.15
Government National Mortgage Association DTD 09/30/2014 3.000% 09/01/2064	38375UPV6	12,398.85	AA+	Aaa	02/01/21	02/04/21	13,163.72	2.76	31.00	13,103.98	12,037.48
Government National Mortgage Association DTD 07/30/2019 2.500% 01/01/2069	38380LXE8	29,345.16	AA+	Aaa	07/12/19	07/30/19	29,499.91	2.48	61.14	29,484.50	28,474.38
Government National Mortgage Association DTD 01/30/2020 2.250% 12/01/2069	38380LV67	35,403.33	AA+	Aaa	01/13/20	01/30/20	35,556.82	2.24	66.38	35,543.21	34,075.75
<b>Security Type Sub-Total</b>		<b>84,758.71</b>					<b>86,385.43</b>	<b>2.52</b>	<b>183.89</b>	<b>86,100.98</b>	<b>81,960.76</b>
<b>Corporate Note</b>											
BB&T CORPORATION CORP BONDS DTD 07/29/2019 2.500% 08/01/2024	05531FBH5	65,000.00	A-	Baa1	06/17/21	06/21/21	68,607.50	0.69	677.08	65,000.00	64,784.92
3M COMPANY (CALLABLE) CORP NOTES DTD 08/26/2019 2.000% 02/14/2025	88579YBH3	60,000.00	BBB+	A3	09/22/21	09/24/21	62,378.40	0.81	456.67	60,387.87	58,614.24
CINTAS CORPORATION NO. 2 CORP NOTE (CALL DTD 05/03/2022 3.450% 05/01/2025	17252MAP5	20,000.00	A-	A3	04/26/22	05/03/22	19,995.60	3.46	115.00	19,998.78	19,679.78
JOHN DEERE CAPITAL CORP CORPORATE NOTES DTD 06/06/2022 3.400% 06/06/2025	24422EWF2	10,000.00	A	A1	06/01/22	06/06/22	9,997.70	3.41	23.61	9,999.29	9,812.67
MORGAN STANLEY CORP NOTES DTD 07/23/2015 4.000% 07/23/2025	6174468C6	40,000.00	A-	A1	05/19/22	05/23/22	40,186.40	3.84	702.22	40,062.35	39,409.04

**Managed Account Detail of Securities Held**

For the Month Ending **June 30, 2024**

**CITY OF DORAL STORM WATER PORTFOLIO - [REDACTED]**

<b>Security Type/Description</b>	<b>CUSIP</b>	<b>Par</b>	<b>S&amp;P Rating</b>	<b>Moody's Rating</b>	<b>Trade Date</b>	<b>Settle Date</b>	<b>Original Cost</b>	<b>YTM at Cost</b>	<b>Accrued Interest</b>	<b>Amortized Cost</b>	<b>Market Value</b>
<b>Corporate Note</b>											
BANK OF MONTREAL CORPORATE NOTES DTD 09/25/2023 5.920% 09/25/2025	06368LWT9	50,000.00	A-	A2	09/18/23	09/25/23	50,000.00	5.92	789.33	50,000.00	50,231.55
BANK OF AMERICA CORP NOTES (CALLABLE) DTD 09/25/2020 0.981% 09/25/2025	06051GJG5	135,000.00	A-	A1	09/22/20	09/25/20	135,000.00	0.98	353.16	135,000.00	133,536.74
PNC FINANCIAL SERVICES CORP NOTE (CALLAB DTD 10/28/2022 5.671% 10/28/2025	693475BH7	20,000.00	A-	A3	10/25/22	10/28/22	20,000.00	5.67	198.49	20,000.00	19,927.10
MICROSOFT CORP NOTES (CALLABLE) DTD 11/03/2015 3.125% 11/03/2025	594918BJ2	45,000.00	AAA	Aaa	01/23/23	01/25/23	43,596.90	4.33	226.56	44,321.30	43,853.31
WESTPAC BANKING CORP CORPORATE NOTES DTD 11/17/2023 5.512% 11/17/2025	961214FL2	60,000.00	AA-	Aa2	11/08/23	11/17/23	60,000.00	5.51	404.21	60,000.00	60,292.32
LINDE INC/CT CORPORATE NOTES (CALLABLE) DTD 12/05/2022 4.700% 12/05/2025	53522KAB9	65,000.00	A	A2	11/28/22	12/05/22	64,929.80	4.74	220.64	64,966.57	64,554.69
CATERPILLAR FINL SERVICE CORPORATE NOTES DTD 01/06/2023 4.800% 01/06/2026	14913R3B1	65,000.00	A	A2	01/03/23	01/06/23	64,983.75	4.81	1,516.67	64,991.79	64,694.70
STATE STREET CORP (CALLABLE) CORPORATE N DTD 02/07/2022 1.746% 02/06/2026	857477BR3	20,000.00	A	A1	02/02/22	02/07/22	20,000.00	1.75	140.65	20,000.00	19,513.38
JPMORGAN CHASE & CO (CALLABLE) CORPORATE DTD 04/26/2022 4.080% 04/26/2026	46647PCZ7	140,000.00	A-	A1	04/19/22	04/26/22	140,000.00	4.08	1,031.33	140,000.00	138,062.96
STATE STREET CORP NOTES (CALLABLE) DTD 05/18/2023 5.104% 05/18/2026	857477CB7	85,000.00	A	A1	05/15/23	05/18/23	85,000.00	5.10	518.20	85,000.00	84,602.88
AMERICAN HONDA FINANCE CORPORATE NOTES DTD 07/07/2023 5.250% 07/07/2026	02665WEK3	15,000.00	A-	A3	07/05/23	07/07/23	14,981.55	5.29	380.63	14,987.61	15,013.44

**Managed Account Detail of Securities Held**

For the Month Ending **June 30, 2024**

CITY OF DORAL STORM WATER PORTFOLIO - [REDACTED]											
Security Type/Description			S&P	Moody's	Trade	Settle	Original	YTM	Accrued	Amortized	Market
Dated Date/Coupon/Maturity	CUSIP	Par	Rating	Rating	Date	Date	Cost	at Cost	Interest	Cost	Value
<b>Corporate Note</b>											
AMERICAN HONDA FINANCE CORPORATE NOTES DTD 07/07/2023 5.250% 07/07/2026	02665WEK3	15,000.00	A-	A3	07/06/23	07/10/23	14,917.35	5.45	380.63	14,944.35	15,013.44
TOYOTA MOTOR CREDIT CORP CORPORATE NOTES DTD 08/14/2023 5.000% 08/14/2026	89236TKX2	35,000.00	A+	A1	08/09/23	08/14/23	34,957.65	5.04	665.97	34,970.09	34,904.52
PACIFIC LIFE GF II NOTES DTD 08/30/2023 5.500% 08/28/2026	6944PL2W8	15,000.00	AA-	Aa3	08/23/23	08/30/23	14,994.75	5.51	281.88	14,996.22	15,070.65
NEW YORK LIFE GLOBAL FDG NOTES DTD 09/19/2023 5.450% 09/18/2026	64953BBF4	75,000.00	AA+	Aaa	09/12/23	09/19/23	74,985.75	5.46	1,169.48	74,989.25	75,177.68
HOME DEPOT INC CORPORATE NOTES DTD 12/04/2023 4.950% 09/30/2026	437076CV2	15,000.00	A	A2	11/27/23	12/04/23	14,967.15	5.03	187.69	14,973.47	14,959.83
CANADIAN IMPERIAL BANK CORPORATE NOTES DTD 10/03/2023 5.926% 10/02/2026	13607LWT6	35,000.00	A-	A2	09/26/23	10/03/23	35,000.00	5.93	512.76	35,000.00	35,419.34
STATE STREET CORP NOTES (CALLABLE) DTD 11/04/2022 5.751% 11/04/2026	857477BX0	15,000.00	A	A1	11/01/22	11/04/22	15,000.00	5.75	136.59	15,000.00	15,064.49
PEPSICO INC CORPORATE NOTES (CALLABLE) DTD 11/10/2023 5.125% 11/10/2026	713448FW3	20,000.00	A+	A1	11/08/23	11/10/23	19,994.60	5.13	145.21	19,995.69	20,076.76
PRINCIPAL LFE GLB FND II NOTES DTD 01/16/2024 5.000% 01/16/2027	74256LEX3	15,000.00	A+	A1	01/08/24	01/16/24	14,994.15	5.01	343.75	14,994.99	14,914.76
PRINCIPAL LFE GLB FND II NOTES DTD 01/16/2024 5.000% 01/16/2027	74256LEX3	20,000.00	A+	A1	01/10/24	01/16/24	20,060.20	4.89	458.33	20,051.55	19,886.34
NATIONAL RURAL UTIL COOP CORP NOTES (CAL) DTD 02/05/2024 4.800% 02/05/2027	63743HFM9	70,000.00	A-	A2	01/24/24	02/05/24	69,979.00	4.81	1,362.67	69,981.66	69,590.57
TEXAS INSTRUMENTS CORP NOTES (CALLABLE) DTD 02/08/2024 4.600% 02/08/2027	882508CE2	45,000.00	A+	Aa3	02/05/24	02/08/24	44,971.20	4.62	822.25	44,974.78	44,672.13

**Managed Account Detail of Securities Held**

For the Month Ending **June 30, 2024**

**CITY OF DORAL STORM WATER PORTFOLIO - [REDACTED]**

<b>Security Type/Description</b>	<b>CUSIP</b>	<b>Par</b>	<b>S&amp;P Rating</b>	<b>Moody's Rating</b>	<b>Trade Date</b>	<b>Settle Date</b>	<b>Original Cost</b>	<b>YTM at Cost</b>	<b>Accrued Interest</b>	<b>Amortized Cost</b>	<b>Market Value</b>
<b>Corporate Note</b>											
ELI LILLY & CO CORPORATE NOTES DTD 02/09/2024 4.500% 02/09/2027	532457CJ5	45,000.00	A+	A1	02/07/24	02/09/24	44,976.15	4.52	798.75	44,979.09	44,531.19
BRISTOL-MYERS SQUIBB CORP NOTES (CALLABL DTD 02/22/2024 4.900% 02/22/2027	110122EE4	15,000.00	A	A2	02/14/24	02/22/24	14,983.80	4.94	263.38	14,985.61	14,991.18
ASTRAZENECA FINANCE LLC CORP NOTES (CALL DTD 02/26/2024 4.800% 02/26/2027	04636NAK9	30,000.00	A	A2	02/21/24	02/26/24	29,949.60	4.86	500.00	29,955.05	29,920.05
CISCO SYSTEMS INC CORPORATE NOTES (CALLA DTD 02/26/2024 4.800% 02/26/2027	17275RBO4	45,000.00	AA-	A1	02/21/24	02/26/24	44,941.50	4.85	750.00	44,947.83	44,876.34
DEERE & COMPANY CAPITAL CORP NOTE DTD 03/07/2024 4.850% 03/05/2027	24422EXM6	55,000.00	A	A1	03/04/24	03/07/24	54,948.85	4.88	844.71	54,953.89	54,811.02
AMERICAN HONDA FINANCE CORPORATE NOTES DTD 03/13/2024 4.900% 03/12/2027	02665WFD8	35,000.00	A-	A3	03/11/24	03/13/24	34,980.75	4.92	514.50	34,982.55	34,872.78
NORTHWESTERN MUTUAL GBL NOTES DTD 03/25/2024 5.070% 03/25/2027	66815L2R9	25,000.00	AA+	Aaa	03/18/24	03/25/24	24,997.25	5.07	338.00	24,997.48	25,021.78
HORMEL FOODS CORP CORPORATE NOTES (CALLA DTD 03/08/2024 4.800% 03/30/2027	440452AK6	20,000.00	A-	A1	03/05/24	03/08/24	19,980.60	4.83	301.34	19,982.46	19,881.38
BMW US CAPITAL LLC CORPORATE NOTES DTD 04/02/2024 4.900% 04/02/2027	05565ECH6	70,000.00	A	A2	03/25/24	04/02/24	69,916.70	4.94	847.97	69,923.08	69,661.69
ADOBE INC CORPORATE NOTES DTD 04/04/2024 4.850% 04/04/2027	00724PAE9	25,000.00	A+	A1	04/01/24	04/04/24	24,987.50	4.87	293.02	24,988.44	25,006.75
TORONTO-DOMINION BANK CORPORATE NOTES DTD 04/05/2024 4.980% 04/05/2027	89115A2W1	70,000.00	A	A1	03/26/24	04/05/24	70,000.00	4.98	832.77	70,000.00	69,580.70
BRIGHTHSE FIN GBL FUND NOTES DTD 04/11/2024 5.550% 04/09/2027	10921U2J6	40,000.00	A+	A3	04/04/24	04/11/24	39,988.00	5.56	493.33	39,988.82	39,779.56

Managed Account Detail of Securities Held

For the Month Ending June 30, 2024

CITY OF DORAL STORM WATER PORTFOLIO - [REDACTED]

Security Type/Description Dated Date/Coupon/Maturity	CUSIP	Par	S&P Rating	Moody's Rating	Trade Date	Settle Date	Original Cost	YTM at Cost	Accrued Interest	Amortized Cost	Market Value
<b>Corporate Note</b>											
UNITEDHEALTH GROUP INC CORPORATE NOTES ( DTD 03/21/2024 4.600% 04/15/2027	91324PEY4	70,000.00	A+	A2	03/19/24	03/21/24	69,512.10	4.85	894.45	69,553.51	69,390.30
PACCAR FINANCIAL CORP CORPORATE NOTES ( DTD 05/13/2024 5.000% 05/13/2027	69371RT22	25,000.00	A+	A1	05/06/24	05/13/24	24,980.75	5.03	166.67	24,981.54	25,049.03
GOLDMAN SACHS BANK USA CORPORATE NOTES ( DTD 05/21/2024 5.414% 05/21/2027	38151LAG5	55,000.00	A+	A1	05/15/24	05/21/24	55,000.00	5.41	330.86	55,000.00	54,884.94
CANADIAN IMPERIAL BANK CORPORATE NOTES ( DTD 06/28/2024 5.237% 06/28/2027	13607L8C0	25,000.00	A-	A2	06/24/24	06/28/24	25,000.00	5.24	10.91	25,000.00	24,907.15
BP CAP MARKETS AMERICA CORPORATE NOTES ( DTD 05/17/2024 5.017% 11/17/2027	10373QBY5	55,000.00	A-	A1	05/15/24	05/17/24	55,000.00	5.02	337.25	55,000.00	54,892.37
MORGAN STANLEY CORP NOTES (CALLABLE) ( DTD 04/19/2024 5.652% 04/13/2028	61747YFP5	10,000.00	A-	A1	04/17/24	04/19/24	10,000.00	5.65	113.04	10,000.00	10,098.41
<b>Security Type Sub-Total</b>		<b>1,985,000.00</b>					<b>1,988,622.95</b>	<b>4.37</b>	<b>22,852.61</b>	<b>1,983,806.96</b>	<b>1,973,490.85</b>
<b>Asset-Backed Security</b>											
HAROT 2021-3 A3 ( DTD 08/25/2021 0.410% 11/18/2025	43815EAC8	9,905.80	AAA	NR	08/17/21	08/25/21	9,905.65	0.41	1.47	9,905.75	9,758.03
CARMX 2021-1 A3 ( DTD 01/27/2021 0.340% 12/15/2025	14316NAC3	7,327.53	AAA	NR	01/20/21	01/27/21	7,326.08	0.34	1.11	7,327.10	7,282.26
HAROT 2021-4 A3 ( DTD 11/24/2021 0.880% 01/21/2026	43815GAC3	9,989.38	NR	Aaa	11/16/21	11/24/21	9,987.27	0.89	2.44	9,988.59	9,787.10
DTRT 2022-1 A3 ( DTD 10/19/2022 5.230% 02/17/2026	233869AC0	30,430.31	NR	Aaa	10/12/22	10/19/22	30,428.28	5.23	70.73	30,429.32	30,360.83

**Managed Account Detail of Securities Held**

For the Month Ending **June 30, 2024**

**CITY OF DORAL STORM WATER PORTFOLIO - [REDACTED]**

<b>Security Type/Description</b> <b>Dated Date/Coupon/Maturity</b>	<b>CUSIP</b>	<b>Par</b>	<b>S&amp;P Rating</b>	<b>Moody's Rating</b>	<b>Trade Date</b>	<b>Settle Date</b>	<b>Original Cost</b>	<b>YTM at Cost</b>	<b>Accrued Interest</b>	<b>Amortized Cost</b>	<b>Market Value</b>
<b>Asset-Backed Security</b>											
HAROT 2022-1 A3 DTD 02/23/2022 1.880% 05/15/2026	43815BAC4	27,863.69	AAA	Aaa	02/15/22	02/23/22	27,859.50	1.88	23.28	27,861.83	27,303.10
FORDO 2022-A A3 DTD 01/24/2022 1.290% 06/15/2026	345286AC2	11,284.74	AAA	NR	01/19/22	01/24/22	11,283.39	1.29	6.47	11,284.14	11,068.99
CARMX 2021-3 A3 DTD 07/28/2021 0.550% 06/15/2026	14317DAC4	19,136.72	AAA	Aaa	07/21/21	07/28/21	19,133.59	0.55	4.68	19,135.47	18,732.04
BMWOT 2022-A A3 DTD 05/18/2022 3.210% 08/25/2026	05602RAD3	15,555.44	AAA	Aaa	05/10/22	05/18/22	15,554.63	3.21	8.32	15,555.03	15,345.10
CARMX 2021-4 A3 DTD 09/22/2021 0.560% 09/15/2026	14317JAD9	10,879.59	AAA	Aaa	09/14/21	09/22/21	10,878.35	0.56	2.71	10,879.04	10,589.95
JDOT 2022-A A3 DTD 03/16/2022 2.320% 09/16/2026	47787JAC2	19,434.46	NR	Aaa	03/10/22	03/16/22	19,430.15	2.33	20.04	19,432.35	19,051.39
HART 2022-A A3 DTD 03/16/2022 2.220% 10/15/2026	448977AD0	31,427.16	AAA	NR	03/09/22	03/16/22	31,425.96	2.22	31.01	31,426.56	30,832.74
ALLYA 2022-1 A3 DTD 05/18/2022 3.310% 11/15/2026	02008JAC0	34,201.45	AAA	Aaa	05/10/22	05/18/22	34,194.83	3.31	50.31	34,197.95	33,724.46
GMCAR 2022-1 A3 DTD 01/19/2022 1.260% 11/16/2026	380146AC4	10,716.29	AAA	NR	01/11/22	01/19/22	10,715.35	1.26	5.63	10,715.83	10,478.60
CNH 2021-C A3 DTD 10/27/2021 0.810% 12/15/2026	12598LAC0	13,388.15	AAA	Aaa	10/19/21	10/27/21	13,386.61	0.81	4.82	13,387.41	13,011.96
HDMOT 2022-A A3 DTD 04/20/2022 3.060% 02/15/2027	41284YAD8	19,379.45	AAA	Aaa	04/12/22	04/20/22	19,376.23	3.06	26.36	19,377.70	19,111.57
GMCAR 2022-2 A3 DTD 04/13/2022 3.100% 02/16/2027	362585AC5	14,997.41	AAA	Aaa	04/05/22	04/13/22	14,994.27	3.10	19.37	14,995.71	14,758.29
CARMX 2022-2 A3 DTD 04/28/2022 3.490% 02/16/2027	14317HAC5	23,841.44	AAA	Aaa	04/21/22	04/28/22	23,837.81	3.49	36.98	23,839.45	23,501.81
TAOT 2022-C A3 DTD 08/16/2022 3.760% 04/15/2027	89231CAD9	20,000.00	AAA	NR	08/08/22	08/16/22	19,996.66	3.76	33.42	19,998.00	19,704.63

**Managed Account Detail of Securities Held**

For the Month Ending **June 30, 2024**

**CITY OF DORAL STORM WATER PORTFOLIO - [REDACTED]**

<b>Security Type/Description</b>	<b>CUSIP</b>	<b>Par</b>	<b>S&amp;P Rating</b>	<b>Moody's Rating</b>	<b>Trade Date</b>	<b>Settle Date</b>	<b>Original Cost</b>	<b>YTM at Cost</b>	<b>Accrued Interest</b>	<b>Amortized Cost</b>	<b>Market Value</b>
<b>Asset-Backed Security</b>											
COPAR 2022-1 A3 DTD 05/04/2022 3.170% 04/15/2027	14043QAC6	20,763.95	AAA	NR	04/26/22	05/04/22	20,759.41	3.17	29.25	20,761.39	20,385.00
COMET 2022-A2 A DTD 06/14/2022 3.490% 05/15/2027	14041NGA3	65,000.00	AAA	NR	06/06/22	06/14/22	64,989.61	3.49	100.82	64,993.94	63,875.70
COPAR 2022-2 A3 DTD 08/10/2022 3.660% 05/17/2027	14043GAD6	25,000.00	AAA	Aaa	08/02/22	08/10/22	24,998.21	3.66	40.67	24,998.92	24,605.65
DCENT 2022-A2 A DTD 05/26/2022 3.320% 05/17/2027	254683CS2	60,000.00	NR	Aaa	05/19/22	05/26/22	59,995.12	3.32	88.53	59,997.18	58,877.00
JDOT 2022-C A3 DTD 10/19/2022 5.090% 06/15/2027	47800BAC2	50,000.00	NR	Aaa	10/12/22	10/19/22	49,996.12	5.09	113.11	49,997.54	49,772.33
CNH 2022-A A3 DTD 03/31/2022 2.940% 07/15/2027	12660DAC1	21,738.19	AAA	NR	03/24/22	03/31/22	21,736.58	2.94	28.40	21,737.27	21,256.62
DCENT 2022-A3 A3 DTD 08/09/2022 3.560% 07/15/2027	254683CW3	55,000.00	AAA	Aaa	08/02/22	08/09/22	54,993.17	3.56	87.02	54,995.79	53,934.12
CARMX 2022-4 A3 DTD 10/31/2022 5.340% 08/16/2027	14318UAD3	70,000.00	AAA	NR	10/26/22	10/31/22	69,983.59	5.35	166.13	69,989.30	69,844.98
MBART 2022-1 A3 DTD 11/22/2022 5.210% 08/16/2027	58768PAC8	75,000.00	AAA	Aaa	11/15/22	11/22/22	74,985.17	5.21	173.67	74,990.21	74,781.90
BACCT 2022-A1 A1 DTD 06/16/2022 3.530% 11/15/2027	05522RDE5	20,000.00	NR	Aaa	06/09/22	06/16/22	19,998.75	3.53	31.38	19,999.22	19,636.23
HAROT 2023-2 A3 DTD 05/30/2023 4.930% 11/15/2027	437927AC0	30,000.00	AAA	Aaa	05/23/23	05/30/23	29,995.14	4.93	65.73	29,996.33	29,840.10
FORDO 2023-A A3 DTD 03/31/2023 4.650% 02/15/2028	344928AD8	25,000.00	AAA	NR	03/28/23	03/31/23	24,997.39	4.65	51.67	24,998.06	24,765.29
TAOT 2023-B A3 DTD 05/23/2023 4.710% 02/15/2028	891941AD8	35,000.00	NR	Aaa	05/16/23	05/23/23	34,998.04	4.71	73.27	34,998.50	34,627.98
BAAT 2023-1A A3 DTD 07/31/2023 5.530% 02/15/2028	06428AAC2	35,000.00	NR	Aaa	07/25/23	07/31/23	34,998.67	5.53	86.02	34,998.94	35,092.35

**Managed Account Detail of Securities Held**

For the Month Ending **June 30, 2024**

**CITY OF DORAL STORM WATER PORTFOLIO - [REDACTED]**

<b>Security Type/Description</b>	<b>CUSIP</b>	<b>Par</b>	<b>S&amp;P Rating</b>	<b>Moody's Rating</b>	<b>Trade Date</b>	<b>Settle Date</b>	<b>Original Cost</b>	<b>YTM at Cost</b>	<b>Accrued Interest</b>	<b>Amortized Cost</b>	<b>Market Value</b>
<b>Asset-Backed Security</b>											
GMCAR 2023-2 A3 DTD 04/12/2023 4.470% 02/16/2028	362583AD8	25,000.00	AAA	Aaa	04/04/23	04/12/23	24,999.31	4.47	46.56	24,999.48	24,720.75
BMWOT 2023-A A3 DTD 07/18/2023 5.470% 02/25/2028	05592XAD2	15,000.00	AAA	NR	07/11/23	07/18/23	14,997.34	5.47	13.68	14,997.89	15,047.17
NAROT 2023-B A3 DTD 10/25/2023 5.930% 03/15/2028	65480MAD5	20,000.00	NR	Aaa	10/18/23	10/25/23	19,995.94	5.94	52.71	19,996.51	20,192.97
HART 2023-B A3 DTD 07/19/2023 5.480% 04/17/2028	44933XAD9	20,000.00	AAA	NR	07/11/23	07/19/23	19,999.13	5.48	48.71	19,999.30	20,055.24
USAOT 2023-A A3 DTD 09/15/2023 5.580% 05/15/2028	90291VAC4	80,000.00	AAA	Aaa	09/07/23	09/15/23	79,986.00	5.58	198.40	79,988.13	80,157.80
ALLYA 2023-1 A3 DTD 07/19/2023 5.460% 05/15/2028	02007WAC2	100,000.00	NR	Aaa	10/24/23	10/26/23	99,281.25	5.64	242.67	99,388.87	100,284.53
BAAT 2023-2A A3 DTD 11/21/2023 5.740% 06/15/2028	06054YAC1	70,000.00	NR	Aaa	11/15/23	11/21/23	69,998.73	5.74	178.58	69,998.88	70,443.09
HAROT 2023-4 A3 DTD 11/08/2023 5.670% 06/21/2028	438123AC5	15,000.00	NR	Aaa	11/01/23	11/08/23	14,997.36	5.67	23.63	14,997.69	15,119.75
TAOT 2023-D A3 DTD 11/14/2023 5.540% 08/15/2028	89239FAD4	20,000.00	AAA	NR	11/07/23	11/14/23	19,997.84	5.54	49.24	19,998.09	20,161.13
HAROT 2024-1 A3 DTD 02/21/2024 5.210% 08/15/2028	437918AC9	55,000.00	AAA	Aaa	02/13/24	02/21/24	54,997.61	5.21	127.36	54,997.78	54,959.49
FITAT 2023-1 A3 DTD 08/23/2023 5.530% 08/15/2028	31680EAD3	70,000.00	AAA	Aaa	08/15/23	08/23/23	69,995.66	5.53	172.04	69,996.41	70,146.22
CHAIT 2023-A1 A DTD 09/15/2023 5.160% 09/15/2028	161571HT4	100,000.00	AAA	NR	09/07/23	09/15/23	99,972.28	5.17	229.33	99,976.22	100,078.88
TAOT 2024-A A3 DTD 01/30/2024 4.830% 10/16/2028	89238DAD0	20,000.00	AAA	Aaa	01/23/24	01/30/24	19,996.00	4.83	42.93	19,996.32	19,849.36
HART 2023-C A3 DTD 11/13/2023 5.540% 10/16/2028	44918CAD4	30,000.00	AAA	NR	11/03/23	11/13/23	29,996.06	5.54	73.87	29,996.51	30,191.58

**Managed Account Detail of Securities Held**

For the Month Ending **June 30, 2024**

**CITY OF DORAL STORM WATER PORTFOLIO - [REDACTED]**

<b>Security Type/Description</b> <b>Dated Date/Coupon/Maturity</b>	<b>CUSIP</b>	<b>Par</b>	<b>S&amp;P Rating</b>	<b>Moody's Rating</b>	<b>Trade Date</b>	<b>Settle Date</b>	<b>Original Cost</b>	<b>YTM at Cost</b>	<b>Accrued Interest</b>	<b>Amortized Cost</b>	<b>Market Value</b>
<b>Asset-Backed Security</b>											
JDOT 2024-A A3 DTD 03/19/2024 4.960% 11/15/2028	47800RAD5	15,000.00	NR	Aaa	03/11/24	03/19/24	14,999.16	4.96	33.07	14,999.21	14,936.95
MBART 2023-2 A3 DTD 10/25/2023 5.950% 11/15/2028	58769FAC9	30,000.00	AAA	NR	10/19/23	10/25/23	29,997.44	5.95	79.33	29,997.74	30,395.66
GMCAR 2024-1 A3 DTD 01/17/2024 4.850% 12/18/2028	36268GAD7	10,000.00	NR	Aaa	01/09/24	01/17/24	9,997.99	4.85	20.21	9,998.16	9,908.63
JDOT 2024-B A3 DTD 06/18/2024 5.730% 03/15/2029	47786WAD2	35,000.00	NR	Aaa	06/11/24	06/18/24	34,993.16	5.73	72.42	34,993.21	35,073.36
WOART 2024-A A3 DTD 02/14/2024 4.860% 03/15/2029	98164RAD8	50,000.00	AAA	NR	02/06/24	02/14/24	49,993.41	4.86	108.00	49,993.85	49,644.69
CHAOT 2024-1A A3 DTD 03/27/2024 5.130% 05/25/2029	16144BAC2	20,000.00	NR	Aaa	03/19/24	03/27/24	19,998.67	5.13	17.10	19,998.73	19,981.77
CNH 2024-A A3 DTD 01/24/2024 4.770% 06/15/2029	18978FAC0	20,000.00	AAA	Aaa	01/17/24	01/24/24	19,995.27	4.78	42.40	19,995.61	19,827.09
<b>Security Type Sub-Total</b>		<b>1,737,261.15</b>					<b>1,736,325.19</b>	<b>4.51</b>	<b>3,357.06</b>	<b>1,736,494.41</b>	<b>1,726,874.21</b>
<b>Managed Account Sub-Total</b>		<b>9,351,321.65</b>					<b>9,338,881.08</b>	<b>4.32</b>	<b>81,167.36</b>	<b>9,340,132.18</b>	<b>9,269,402.61</b>
<b>Securities Sub-Total</b>		<b>\$9,351,321.65</b>					<b>\$9,338,881.08</b>	<b>4.32%</b>	<b>\$81,167.36</b>	<b>\$9,340,132.18</b>	<b>\$9,269,402.61</b>
<b>Accrued Interest</b>											<b>\$81,167.36</b>
<b>Total Investments</b>											<b>\$9,350,569.97</b>

**Managed Account Fair Market Value & Analytics**

For the Month Ending **June 30, 2024**

**CITY OF DORAL STORM WATER PORTFOLIO - [REDACTED]**

<b>Security Type/Description</b>	<b>CUSIP</b>	<b>Par</b>	<b>Broker</b>	<b>Next Call Date</b>	<b>Market Price</b>	<b>Market Value</b>	<b>Unreal G/L On Cost</b>	<b>Unreal G/L Amort Cost</b>	<b>Effective Duration</b>	<b>YTM at Mkt</b>
<b>U.S. Treasury Bond / Note</b>										
US TREASURY NOTES DTD 08/15/2022 3.125% 08/15/2025	91282CFE6	215,000.00	CITIGRP		97.89	210,464.83	(2,024.04)	(3,576.54)	1.11	5.07
US TREASURY NOTES DTD 10/15/2022 4.250% 10/15/2025	91282CFP1	15,000.00	BMO		99.05	14,857.03	14.65	0.35	1.27	5.02
US TREASURY NOTES DTD 10/15/2022 4.250% 10/15/2025	91282CFP1	130,000.00	JPM_CHA		99.05	128,760.95	(385.93)	(865.61)	1.27	5.02
US TREASURY NOTES DTD 11/15/2022 4.500% 11/15/2025	91282CFW6	300,000.00	MORGAN_		99.38	298,125.00	(4,957.03)	(3,315.58)	1.35	4.97
US TREASURY NOTES DTD 12/15/2022 4.000% 12/15/2025	91282CGA3	230,000.00	CITIGRP		98.70	227,017.18	(1,814.85)	(2,404.27)	1.43	4.93
US TREASURY NOTES DTD 01/15/2023 3.875% 01/15/2026	91282CGE5	280,000.00	JPM_CHA		98.50	275,800.00	(3,510.94)	(3,840.46)	1.49	4.90
US TREASURY NOTES DTD 02/15/2023 4.000% 02/15/2026	91282CGL9	65,000.00	MERRILL		98.64	64,116.40	(921.69)	(905.52)	1.57	4.88
US TREASURY NOTES DTD 02/15/2023 4.000% 02/15/2026	91282CGL9	270,000.00	MERRILL		98.64	266,329.68	991.40	(1,099.23)	1.57	4.88
US TREASURY NOTES DTD 04/15/2023 3.750% 04/15/2026	91282CGV7	20,000.00	CITIGRP		98.20	19,640.62	105.46	64.56	1.74	4.81
US TREASURY NOTES DTD 04/15/2023 3.750% 04/15/2026	91282CGV7	395,000.00	MORGAN_		98.20	387,902.33	(6,171.89)	(6,536.88)	1.74	4.81
US TREASURY NOTES DTD 05/15/2023 3.625% 05/15/2026	91282CHB0	395,000.00	JPM_CHA		97.95	386,914.82	(4,058.03)	(5,526.53)	1.83	4.78
US TREASURY NOTES DTD 06/15/2023 4.125% 06/15/2026	91282CHH7	210,000.00	MORGAN_		98.84	207,571.88	(976.17)	(1,469.99)	1.90	4.75
US TREASURY NOTES DTD 07/15/2023 4.500% 07/15/2026	91282CHM6	375,000.00	JPM_CHA		99.56	373,359.38	(937.50)	(1,154.90)	1.94	4.73
US TREASURY NOTES DTD 08/15/2023 4.375% 08/15/2026	91282CHU8	350,000.00	JPM_CHA		99.34	347,703.13	1,039.07	121.61	2.03	4.70
US TREASURY NOTES DTD 10/15/2023 4.625% 10/15/2026	91282CJC6	100,000.00	CITIGRP		99.91	99,906.25	39.06	11.49	2.19	4.67
US TREASURY N/B NOTES DTD 11/15/2023 4.625% 11/15/2026	91282CJK8	325,000.00	JPM_CHA		99.97	324,898.44	(2,780.27)	(2,296.91)	2.27	4.64
US TREASURY N/B NOTES DTD 12/15/2023 4.375% 12/15/2026	91282CJP7	495,000.00	JPM_CHA		99.44	492,215.63	(6,593.55)	(5,992.11)	2.36	4.62

**Managed Account Fair Market Value & Analytics**

For the Month Ending **June 30, 2024**

**CITY OF DORAL STORM WATER PORTFOLIO - [REDACTED]**

<b>Security Type/Description</b>	<b>Dated Date/Coupon/Maturity</b>	<b>CUSIP</b>	<b>Par</b>	<b>Broker</b>	<b>Next Call Date</b>	<b>Market Price</b>	<b>Market Value</b>	<b>Unreal G/L On Cost</b>	<b>Unreal G/L Amort Cost</b>	<b>Effective Duration</b>	<b>YTM at Mkt</b>
<b>U.S. Treasury Bond / Note</b>											
US TREASURY N/B NOTES		91282CJT9	275,000.00	CITIGRP		98.55	271,003.92	(4,264.63)	(4,229.58)	2.40	4.61
DTD 01/15/2024 4.000%	01/15/2027										
US TREASURY N/B NOTES		91282CKA8	275,000.00	ACADEMY		98.86	271,863.30	(1,525.37)	(1,690.23)	2.48	4.59
DTD 02/15/2024 4.125%	02/15/2027										
US TREASURY N/B NOTES		91282CKE0	170,000.00	MERRILL		99.20	168,645.30	(139.47)	(231.31)	2.56	4.57
DTD 03/15/2024 4.250%	03/15/2027										
US TREASURY N/B NOTES		91282CKJ9	280,000.00	BARCLAY		99.86	279,606.26	1,607.82	1,510.44	2.64	4.55
DTD 04/15/2024 4.500%	04/15/2027										
US TREASURY N/B NOTES		91282CKR1	250,000.00	MERRILL		99.88	249,687.50	78.12	69.34	2.72	4.55
DTD 05/15/2024 4.500%	05/15/2027										
<b>Security Type Sub-Total</b>			<b>5,420,000.00</b>				<b>5,366,389.83</b>	<b>(37,185.78)</b>	<b>(43,357.86)</b>	<b>1.98</b>	<b>4.75</b>
<b>Federal Agency Mortgage-Backed Security</b>											
FANNIE MAE POOL FM4174		3140X7T82	34,514.92	OTHER		96.59	33,338.45	(3,263.54)	(2,612.01)	1.49	3.47
DTD 09/01/2020 3.000%	11/01/2032										
FN BM4614		3140J9DU2	18,140.50	INTL_FC		94.61	17,162.52	(2,168.44)	(1,872.10)	2.67	3.73
DTD 10/01/2018 3.000%	03/01/2033										
GINNIE MAE I POOL 646043		36292DWC2	21,646.37	OTHER		104.72	22,668.95	1,022.58	1,022.58	4.24	5.98
DTD 10/01/2007 6.500%	10/01/2037										
<b>Security Type Sub-Total</b>			<b>74,301.79</b>				<b>73,169.92</b>	<b>(4,409.40)</b>	<b>(3,461.53)</b>	<b>2.62</b>	<b>4.31</b>
<b>Federal Agency Commercial Mortgage-Backed Security</b>											
FHMS K736 A2		3137FNWX4	50,000.00	INTL_FC		95.03	47,517.04	1,124.46	166.35	1.74	4.89
DTD 09/01/2019 2.282%	07/01/2026										
<b>Security Type Sub-Total</b>			<b>50,000.00</b>				<b>47,517.04</b>	<b>1,124.46</b>	<b>166.35</b>	<b>1.74</b>	<b>4.89</b>
<b>Federal Agency Collateralized Mortgage Obligation</b>											
FHLMC SERIES 3842 PH		3137A9OP4	7,611.37	OTHER		96.87	7,373.15	(791.83)	(596.14)	3.04	4.26
DTD 04/01/2011 4.000%	04/01/2041										
Government National Mortgage Association		38375UPV6	12,398.85	OTHER		97.09	12,037.48	(1,126.24)	(1,066.50)	0.92	3.13
DTD 09/30/2014 3.000%	09/01/2064										

**Managed Account Fair Market Value & Analytics**

For the Month Ending **June 30, 2024**

**CITY OF DORAL STORM WATER PORTFOLIO - [REDACTED]**

<b>Security Type/Description</b>	<b>CUSIP</b>	<b>Par</b>	<b>Broker</b>	<b>Next Call Date</b>	<b>Market Price</b>	<b>Market Value</b>	<b>Unreal G/L On Cost</b>	<b>Unreal G/L Amort Cost</b>	<b>Effective Duration</b>	<b>YTM at Mkt</b>
<b>Federal Agency Collateralized Mortgage Obligation</b>										
Government National Mortgage Association DTD 07/30/2019 2.500% 01/01/2069	38380LXE8	29,345.16	OTHER		97.03	28,474.38	(1,025.53)	(1,010.12)	0.77	2.61
Government National Mortgage Association DTD 01/30/2020 2.250% 12/01/2069	38380LV67	35,403.33	OTHER		96.25	34,075.75	(1,481.07)	(1,467.46)	0.94	2.39
<b>Security Type Sub-Total</b>		<b>84,758.71</b>				<b>81,960.76</b>	<b>(4,424.67)</b>	<b>(4,140.22)</b>	<b>1.07</b>	<b>2.74</b>
<b>Corporate Note</b>										
BB&T CORPORATION CORP BONDS DTD 07/29/2019 2.500% 08/01/2024	05531FBH5	65,000.00	MORGAN_	07/01/24	99.67	64,784.92	(3,822.58)	(215.08)	0.01	6.30
3M COMPANY (CALLABLE) CORP NOTES DTD 08/26/2019 2.000% 02/14/2025	88579YBH3	60,000.00	JPM_CHA	01/14/25	97.69	58,614.24	(3,764.16)	(1,773.63)	0.54	5.83
CINTAS CORPORATION NO. 2 CORP NOTE (CALL DTD 05/03/2022 3.450% 05/01/2025	17252MAP5	20,000.00	WELLS_F	04/01/25	98.40	19,679.78	(315.82)	(319.00)	0.75	5.43
JOHN DEERE CAPITAL CORP CORPORATE NOTES DTD 06/06/2022 3.400% 06/06/2025	24422EWF2	10,000.00	GOLDMAN		98.13	9,812.67	(185.03)	(186.62)	0.93	5.48
MORGAN STANLEY CORP NOTES DTD 07/23/2015 4.000% 07/23/2025	6174468C6	40,000.00	GOLDMAN		98.52	39,409.04	(777.36)	(653.31)	1.04	5.45
BANK OF MONTREAL CORPORATE NOTES DTD 09/25/2023 5.920% 09/25/2025	06368LWT9	50,000.00	BMO		100.46	50,231.55	231.55	231.55	1.20	5.53
BANK OF AMERICA CORP NOTES (CALLABLE) DTD 09/25/2020 0.981% 09/25/2025	06051GJG5	135,000.00	OTHER	09/25/24	98.92	133,536.74	(1,463.26)	(1,463.26)	0.24	1.87
PNC FINANCIAL SERVICES CORP NOTE (CALLAB DTD 10/28/2022 5.671% 10/28/2025	693475BH7	20,000.00	PNC	10/28/24	99.64	19,927.10	(72.90)	(72.90)	0.34	5.95
MICROSOFT CORP NOTES (CALLABLE) DTD 11/03/2015 3.125% 11/03/2025	594918BJ2	45,000.00	GOLDMAN	08/03/25	97.45	43,853.31	256.41	(467.99)	1.08	5.11
WESTPAC BANKING CORP CORPORATE NOTES DTD 11/17/2023 5.512% 11/17/2025	961214FL2	60,000.00	MORGAN_		100.49	60,292.32	292.32	292.32	1.34	5.14

**Managed Account Fair Market Value & Analytics**

For the Month Ending **June 30, 2024**

**CITY OF DORAL STORM WATER PORTFOLIO - [REDACTED]**

<b>Security Type/Description</b>	<b>CUSIP</b>	<b>Par</b>	<b>Broker</b>	<b>Next Call Date</b>	<b>Market Price</b>	<b>Market Value</b>	<b>Unreal G/L On Cost</b>	<b>Unreal G/L Amort Cost</b>	<b>Effective Duration</b>	<b>YTM at Mkt</b>
<b>Corporate Note</b>										
LINDE INC/CT CORPORATE NOTES (CALLABLE) DTD 12/05/2022 4.700% 12/05/2025	53522KAB9	65,000.00	DEUTSCH	11/05/25	99.31	64,554.69	(375.11)	(411.88)	1.32	5.20
CATERPILLAR FINL SERVICE CORPORATE NOTES DTD 01/06/2023 4.800% 01/06/2026	14913R3B1	65,000.00	JPM_CHA		99.53	64,694.70	(289.05)	(297.09)	1.45	5.13
STATE STREET CORP (CALLABLE) CORPORATE N DTD 02/07/2022 1.746% 02/06/2026	857477BR3	20,000.00	GOLDMAN	02/26/25	97.57	19,513.38	(486.62)	(486.62)	0.66	3.32
JPMORGAN CHASE & CO (CALLABLE) CORPORATE DTD 04/26/2022 4.080% 04/26/2026	46647PCZ7	140,000.00	JPM_CHA	04/26/25	98.62	138,062.96	(1,937.04)	(1,937.04)	0.82	4.88
STATE STREET CORP NOTES (CALLABLE) DTD 05/18/2023 5.104% 05/18/2026	857477CB7	85,000.00	MERRILL	05/18/25	99.53	84,602.88	(397.12)	(397.12)	0.88	5.36
AMERICAN HONDA FINANCE CORPORATE NOTES DTD 07/07/2023 5.250% 07/07/2026	02665WEK3	15,000.00	MIZUHO		100.09	15,013.44	31.89	25.83	1.90	5.20
AMERICAN HONDA FINANCE CORPORATE NOTES DTD 07/07/2023 5.250% 07/07/2026	02665WEK3	15,000.00	SOCGEN		100.09	15,013.44	96.09	69.09	1.90	5.20
TOYOTA MOTOR CREDIT CORP CORPORATE NOTES DTD 08/14/2023 5.000% 08/14/2026	89236TKX2	35,000.00	HSBC		99.73	34,904.52	(53.13)	(65.57)	2.01	5.13
PACIFIC LIFE GF II NOTES DTD 08/30/2023 5.500% 08/28/2026	6944PL2W8	15,000.00	JPM_CHA		100.47	15,070.65	75.90	74.43	2.04	5.26
NEW YORK LIFE GLOBAL FDG NOTES DTD 09/19/2023 5.450% 09/18/2026	64953BBF4	75,000.00	MERRILL		100.24	75,177.68	191.93	188.43	2.09	5.34
HOME DEPOT INC CORPORATE NOTES DTD 12/04/2023 4.950% 09/30/2026	437076CV2	15,000.00	JPM_CHA		99.73	14,959.83	(7.32)	(13.64)	2.14	5.08
CANADIAN IMPERIAL BANK CORPORATE NOTES DTD 10/03/2023 5.926% 10/02/2026	13607LWT6	35,000.00	CIBC		101.20	35,419.34	419.34	419.34	2.12	5.36
STATE STREET CORP NOTES (CALLABLE) DTD 11/04/2022 5.751% 11/04/2026	857477BX0	15,000.00	DEUTSCH	11/04/25	100.43	15,064.49	64.49	64.49	1.31	5.55

**Managed Account Fair Market Value & Analytics**

For the Month Ending **June 30, 2024**

**CITY OF DORAL STORM WATER PORTFOLIO - [REDACTED]**

<b>Security Type/Description</b>	<b>CUSIP</b>	<b>Par</b>	<b>Broker</b>	<b>Next Call Date</b>	<b>Market Price</b>	<b>Market Value</b>	<b>Unreal G/L On Cost</b>	<b>Unreal G/L Amort Cost</b>	<b>Effective Duration</b>	<b>YTM at Mkt</b>
<b>Corporate Note</b>										
PEPSICO INC CORPORATE NOTES (CALLABLE) DTD 11/10/2023 5.125% 11/10/2026	713448FW3	20,000.00	MERRILL	10/10/26	100.38	20,076.76	82.16	81.07	2.17	4.95
PRINCIPAL LFE GLB FND II NOTES DTD 01/16/2024 5.000% 01/16/2027	74256LEX3	15,000.00	WELLS_F		99.43	14,914.76	(79.39)	(80.23)	2.37	5.24
PRINCIPAL LFE GLB FND II NOTES DTD 01/16/2024 5.000% 01/16/2027	74256LEX3	20,000.00	MKTX		99.43	19,886.34	(173.86)	(165.21)	2.37	5.24
NATIONAL RURAL UTIL COOP CORP NOTES (CAL) DTD 02/05/2024 4.800% 02/05/2027	63743HFM9	70,000.00	PNC	01/05/27	99.42	69,590.57	(388.43)	(391.09)	2.36	5.04
TEXAS INSTRUMENTS CORP NOTES (CALLABLE) DTD 02/08/2024 4.600% 02/08/2027	882508CE2	45,000.00	MERRILL	01/08/27	99.27	44,672.13	(299.07)	(302.65)	2.37	4.90
ELI LILLY & CO CORPORATE NOTES DTD 02/09/2024 4.500% 02/09/2027	532457CJ5	45,000.00	DEUTSCH		98.96	44,531.19	(444.96)	(447.90)	2.45	4.93
BRISTOL-MYERS SQUIBB CORP NOTES (CALLABL) DTD 02/22/2024 4.900% 02/22/2027	110122EE4	15,000.00	CITIGRP	01/22/27	99.94	14,991.18	7.38	5.57	2.40	4.92
ASTRAZENECA FINANCE LLC CORP NOTES (CALL) DTD 02/26/2024 4.800% 02/26/2027	04636NAK9	30,000.00	CITIGRP	01/26/27	99.73	29,920.05	(29.55)	(35.00)	2.42	4.91
CISCO SYSTEMS INC CORPORATE NOTES (CALLA) DTD 02/26/2024 4.800% 02/26/2027	17275RBQ4	45,000.00	DEUTSCH	01/26/27	99.73	44,876.34	(65.16)	(71.49)	2.42	4.91
DEERE & COMPANY CAPITAL CORP NOTE DTD 03/07/2024 4.850% 03/05/2027	24422EXM6	55,000.00	BARCLAY		99.66	54,811.02	(137.83)	(142.87)	2.51	4.99
AMERICAN HONDA FINANCE CORPORATE NOTES DTD 03/13/2024 4.900% 03/12/2027	02665WFD8	35,000.00	TD		99.64	34,872.78	(107.97)	(109.77)	2.53	5.05
NORTHWESTERN MUTUAL GLBL NOTES DTD 03/25/2024 5.070% 03/25/2027	66815L2R9	25,000.00	MORGAN_		100.09	25,021.78	24.53	24.30	2.56	5.04
HORMEL FOODS CORP CORPORATE NOTES (CALLA) DTD 03/08/2024 4.800% 03/30/2027	440452AK6	20,000.00	WELLS_F	02/28/27	99.41	19,881.38	(99.22)	(101.08)	2.50	5.03

**Managed Account Fair Market Value & Analytics**

For the Month Ending **June 30, 2024**

**CITY OF DORAL STORM WATER PORTFOLIO - [REDACTED]**

<b>Security Type/Description</b>	<b>CUSIP</b>	<b>Par</b>	<b>Broker</b>	<b>Next Call Date</b>	<b>Market Price</b>	<b>Market Value</b>	<b>Unreal G/L On Cost</b>	<b>Unreal G/L Amort Cost</b>	<b>Effective Duration</b>	<b>YTM at Mkt</b>
<b>Corporate Note</b>										
BMW US CAPITAL LLC CORPORATE NOTES DTD 04/02/2024 4.900% 04/02/2027	05565ECH6	70,000.00	JPM_CHA		99.52	69,661.69	(255.01)	(261.39)	2.59	5.09
ADOBE INC CORPORATE NOTES DTD 04/04/2024 4.850% 04/04/2027	00724PAE9	25,000.00	MERRILL		100.03	25,006.75	19.25	18.31	2.59	4.84
TORONTO-DOMINION BANK CORPORATE NOTES DTD 04/05/2024 4.980% 04/05/2027	89115A2W1	70,000.00	TD		99.40	69,580.70	(419.30)	(419.30)	2.59	5.22
BRIGHTSE FIN GLBL FUND NOTES DTD 04/11/2024 5.550% 04/09/2027	10921U2J6	40,000.00	JPM_CHA		99.45	39,779.56	(208.44)	(209.26)	2.58	5.77
UNITEDHEALTH GROUP INC CORPORATE NOTES ( DTD 03/21/2024 4.600% 04/15/2027	91324PEY4	70,000.00	MERRILL	03/15/27	99.13	69,390.30	(121.80)	(163.21)	2.55	4.94
PACCAR FINANCIAL CORP CORPORATE NOTES DTD 05/13/2024 5.000% 05/13/2027	69371RT22	25,000.00	WELLS_F		100.20	25,049.03	68.28	67.49	2.70	4.93
GOLDMAN SACHS BANK USA CORPORATE NOTES ( DTD 05/21/2024 5.414% 05/21/2027	38151LAG5	55,000.00	GOLDMAN	05/21/26	99.79	54,884.94	(115.06)	(115.06)	1.82	5.49
CANADIAN IMPERIAL BANK CORPORATE NOTES DTD 06/28/2024 5.237% 06/28/2027	13607L8C0	25,000.00	CIBC		99.63	24,907.15	(92.85)	(92.85)	2.81	5.37
BP CAP MARKETS AMERICA CORPORATE NOTES ( DTD 05/17/2024 5.017% 11/17/2027	10373QBY5	55,000.00	DEUTSCH	10/17/27	99.80	54,892.37	(107.63)	(107.63)	3.07	5.08
MORGAN STANLEY CORP NOTES (CALLABLE) DTD 04/19/2024 5.652% 04/13/2028	61747YFP5	10,000.00	MORGAN_	04/13/27	100.98	10,098.41	98.41	98.41	2.59	5.36
<b>Security Type Sub-Total</b>		<b>1,985,000.00</b>				<b>1,973,490.85</b>	<b>(15,132.10)</b>	<b>(10,316.11)</b>	<b>1.69</b>	<b>4.98</b>
<b>Asset-Backed Security</b>										
HAROT 2021-3 A3 DTD 08/25/2021 0.410% 11/18/2025	43815EAC8	9,905.80	BARCLAY		98.51	9,758.03	(147.62)	(147.72)	0.28	1.50

**Managed Account Fair Market Value & Analytics**

For the Month Ending **June 30, 2024**

**CITY OF DORAL STORM WATER PORTFOLIO - [REDACTED]**

<b>Security Type/Description</b>	<b>CUSIP</b>	<b>Par</b>	<b>Broker</b>	<b>Next Call Date</b>	<b>Market Price</b>	<b>Market Value</b>	<b>Unreal G/L On Cost</b>	<b>Unreal G/L Amort Cost</b>	<b>Effective Duration</b>	<b>YTM at Mkt</b>
<b>Asset-Backed Security</b>										
CARMX 2021-1 A3 DTD 01/27/2021 0.340% 12/15/2025	14316NAC3	7,327.53	OTHER		99.38	7,282.26	(43.82)	(44.84)	0.10	0.77
HAROT 2021-4 A3 DTD 11/24/2021 0.880% 01/21/2026	43815GAC3	9,989.38	MERRILL		97.98	9,787.10	(200.17)	(201.49)	0.42	2.20
DTRT 2022-1 A3 DTD 10/19/2022 5.230% 02/17/2026	233869AC0	30,430.31	JPM_CHA		99.77	30,360.83	(67.45)	(68.49)	0.51	5.38
HAROT 2022-1 A3 DTD 02/23/2022 1.880% 05/15/2026	43815BAC4	27,863.69	JPM_CHA		97.99	27,303.10	(556.40)	(558.73)	0.51	2.98
FORDO 2022-A A3 DTD 01/24/2022 1.290% 06/15/2026	345286AC2	11,284.74	CITIGRP		98.09	11,068.99	(214.40)	(215.15)	0.43	2.29
CARMX 2021-3 A3 DTD 07/28/2021 0.550% 06/15/2026	14317DAC4	19,136.72	RBC		97.89	18,732.04	(401.55)	(403.43)	0.36	1.65
BMWOT 2022-A A3 DTD 05/18/2022 3.210% 08/25/2026	05602RAD3	15,555.44	RBC		98.65	15,345.10	(209.53)	(209.93)	0.53	3.87
CARMX 2021-4 A3 DTD 09/22/2021 0.560% 09/15/2026	14317JAD9	10,879.59	BARCLAY		97.34	10,589.95	(288.40)	(289.09)	0.43	1.79
JDOT 2022-A A3 DTD 03/16/2022 2.320% 09/16/2026	47787JAC2	19,434.46	MERRILL		98.03	19,051.39	(378.76)	(380.96)	0.55	3.24
HART 2022-A A3 DTD 03/16/2022 2.220% 10/15/2026	448977AD0	31,427.16	MERRILL		98.11	30,832.74	(593.22)	(593.82)	0.50	3.08
ALLYA 2022-1 A3 DTD 05/18/2022 3.310% 11/15/2026	02008JAC0	34,201.45	BARCLAY		98.61	33,724.46	(470.37)	(473.49)	0.49	3.93
GMCAR 2022-1 A3 DTD 01/19/2022 1.260% 11/16/2026	380146AC4	10,716.29	BNP_PAR		97.78	10,478.60	(236.75)	(237.23)	0.51	2.22
CNH 2021-C A3 DTD 10/27/2021 0.810% 12/15/2026	12598LAC0	13,388.15	WELLS_F		97.19	13,011.96	(374.65)	(375.45)	0.55	1.98
HDMOT 2022-A A3 DTD 04/20/2022 3.060% 02/15/2027	41284YAD8	19,379.45	WELLS_F		98.62	19,111.57	(264.66)	(266.13)	0.47	3.61
GMCAR 2022-2 A3 DTD 04/13/2022 3.100% 02/16/2027	362585AC5	14,997.41	RBC		98.41	14,758.29	(235.98)	(237.42)	0.63	3.74
CARMX 2022-2 A3 DTD 04/28/2022 3.490% 02/16/2027	14317HAC5	23,841.44	MERRILL		98.58	23,501.81	(336.00)	(337.64)	0.56	4.06
TAOT 2022-C A3 DTD 08/16/2022 3.760% 04/15/2027	89231CAD9	20,000.00	CITIGRP		98.52	19,704.63	(292.03)	(293.37)	0.78	4.32

**Managed Account Fair Market Value & Analytics**

For the Month Ending **June 30, 2024**

**CITY OF DORAL STORM WATER PORTFOLIO - [REDACTED]**

<b>Security Type/Description</b>	<b>CUSIP</b>	<b>Par</b>	<b>Broker</b>	<b>Next Call Date</b>	<b>Market Price</b>	<b>Market Value</b>	<b>Unreal G/L On Cost</b>	<b>Unreal G/L Amort Cost</b>	<b>Effective Duration</b>	<b>YTM at Mkt</b>
<b>Asset-Backed Security</b>										
COPAR 2022-1 A3 DTD 05/04/2022 3.170% 04/15/2027	14043OAC6	20,763.95	WELLS_F		98.18	20,385.00	(374.41)	(376.39)	0.69	3.86
COMET 2022-A2 A DTD 06/14/2022 3.490% 05/15/2027	14041NGA3	65,000.00	RBC		98.27	63,875.70	(1,113.91)	(1,118.24)	0.84	4.13
COPAR 2022-2 A3 DTD 08/10/2022 3.660% 05/17/2027	14043GAD6	25,000.00	JPM_CHA		98.42	24,605.65	(392.56)	(393.27)	0.74	4.24
DCENT 2022-A2 A DTD 05/26/2022 3.320% 05/17/2027	254683CS2	60,000.00	RBC		98.13	58,877.00	(1,118.12)	(1,120.18)	0.84	4.01
JDOT 2022-C A3 DTD 10/19/2022 5.090% 06/15/2027	47800BAC2	50,000.00	CITIGRP		99.54	49,772.33	(223.79)	(225.21)	0.91	5.26
CNH 2022-A A3 DTD 03/31/2022 2.940% 07/15/2027	12660DAC1	21,738.19	CITIGRP		97.78	21,256.62	(479.96)	(480.65)	0.88	3.71
DCENT 2022-A3 A3 DTD 08/09/2022 3.560% 07/15/2027	254683CW3	55,000.00	MERRILL		98.06	53,934.12	(1,059.05)	(1,061.67)	0.99	4.24
CARMX 2022-4 A3 DTD 10/31/2022 5.340% 08/16/2027	14318UAD3	70,000.00	BARCLAY		99.78	69,844.98	(138.61)	(144.32)	0.82	5.42
MBART 2022-1 A3 DTD 11/22/2022 5.210% 08/16/2027	58768PAC8	75,000.00	SMBC		99.71	74,781.90	(203.27)	(208.31)	0.76	5.31
BACCT 2022-A1 A1 DTD 06/16/2022 3.530% 11/15/2027	05522RDE5	20,000.00	MERRILL		98.18	19,636.23	(362.52)	(362.99)	0.92	4.11
HAROT 2023-2 A3 DTD 05/30/2023 4.930% 11/15/2027	437927AC0	30,000.00	BARCLAY		99.47	29,840.10	(155.04)	(156.23)	1.43	5.10
FORDO 2023-A A3 DTD 03/31/2023 4.650% 02/15/2028	344928AD8	25,000.00	BNP_PAR		99.06	24,765.29	(232.10)	(232.77)	1.25	4.93
TAOT 2023-B A3 DTD 05/23/2023 4.710% 02/15/2028	891941AD8	35,000.00	RBC		98.94	34,627.98	(370.06)	(370.52)	1.39	5.03
BAAT 2023-1A A3 DTD 07/31/2023 5.530% 02/15/2028	06428AAC2	35,000.00	MERRILL		100.26	35,092.35	93.68	93.41	1.37	5.45
GMCAR 2023-2 A3 DTD 04/12/2023 4.470% 02/16/2028	362583AD8	25,000.00	MERRILL		98.88	24,720.75	(278.56)	(278.73)	1.24	4.81
BMWOT 2023-A A3 DTD 07/18/2023 5.470% 02/25/2028	05592XAD2	15,000.00	TD		100.31	15,047.17	49.83	49.28	1.37	5.37
NAROT 2023-B A3 DTD 10/25/2023 5.930% 03/15/2028	65480MAD5	20,000.00	MIZUHO		100.96	20,192.97	197.03	196.46	1.57	5.64

**Managed Account Fair Market Value & Analytics**

For the Month Ending **June 30, 2024**

**CITY OF DORAL STORM WATER PORTFOLIO - [REDACTED]**

<b>Security Type/Description</b>	<b>CUSIP</b>	<b>Par</b>	<b>Broker</b>	<b>Next Call Date</b>	<b>Market Price</b>	<b>Market Value</b>	<b>Unreal G/L On Cost</b>	<b>Unreal G/L Amort Cost</b>	<b>Effective Duration</b>	<b>YTM at Mkt</b>
<b>Asset-Backed Security</b>										
HART 2023-B A3 DTD 07/19/2023 5.480% 04/17/2028	44933XAD9	20,000.00	BARCLAY		100.28	20,055.24	56.11	55.94	1.47	5.40
USAOT 2023-A A3 DTD 09/15/2023 5.580% 05/15/2028	90291VAC4	80,000.00	JPM_CHA		100.20	80,157.80	171.80	169.67	1.22	5.52
ALLYA 2023-1 A3 DTD 07/19/2023 5.460% 05/15/2028	02007WAC2	100,000.00	MITSU		100.28	100,284.53	1,003.28	895.66	1.37	5.38
BAAT 2023-2A A3 DTD 11/21/2023 5.740% 06/15/2028	06054YAC1	70,000.00	MERRILL		100.63	70,443.09	444.36	444.21	1.60	5.56
HAROT 2023-4 A3 DTD 11/08/2023 5.670% 06/21/2028	438123AC5	15,000.00	JPM_CHA		100.80	15,119.75	122.39	122.06	1.76	5.45
TAOT 2023-D A3 DTD 11/14/2023 5.540% 08/15/2028	89239FAD4	20,000.00	JPM_CHA		100.81	20,161.13	163.29	163.04	1.84	5.32
HAROT 2024-1 A3 DTD 02/21/2024 5.210% 08/15/2028	437918AC9	55,000.00	MITSU		99.93	54,959.49	(38.12)	(38.29)	1.86	5.23
FITAT 2023-1 A3 DTD 08/23/2023 5.530% 08/15/2028	31680EAD3	70,000.00	JPM_CHA		100.21	70,146.22	150.56	149.81	1.59	5.47
CHAIT 2023-A1 A DTD 09/15/2023 5.160% 09/15/2028	161571HT4	100,000.00	JPM_CHA		100.08	100,078.88	106.60	102.66	2.03	5.14
TAOT 2024-A A3 DTD 01/30/2024 4.830% 10/16/2028	89238DAD0	20,000.00	MERRILL		99.25	19,849.36	(146.64)	(146.96)	1.91	5.03
HART 2023-C A3 DTD 11/13/2023 5.540% 10/16/2028	44918CAD4	30,000.00	BNP_PAR		100.64	30,191.58	195.52	195.07	1.86	5.37
JDOT 2024-A A3 DTD 03/19/2024 4.960% 11/15/2028	47800RAD5	15,000.00	CITIGRP		99.58	14,936.95	(62.21)	(62.26)	1.98	5.07
MBART 2023-2 A3 DTD 10/25/2023 5.950% 11/15/2028	58769FAC9	30,000.00	MERRILL		101.32	30,395.66	398.22	397.92	1.60	5.61
GMCAR 2024-1 A3 DTD 01/17/2024 4.850% 12/18/2028	36268GAD7	10,000.00	BARCLAY		99.09	9,908.63	(89.36)	(89.53)	1.97	5.08
JDOT 2024-B A3 DTD 06/18/2024 5.730% 03/15/2029	47786WAD2	35,000.00	RBC		100.21	35,073.36	80.20	80.15	4.14	5.68
WOART 2024-A A3 DTD 02/14/2024 4.860% 03/15/2029	98164RAD8	50,000.00	MIZUHO		99.29	49,644.69	(348.72)	(349.16)	2.07	5.03
CHAOT 2024-1A A3 DTD 03/27/2024 5.130% 05/25/2029	16144BAC2	20,000.00	JPM_CHA		99.91	19,981.77	(16.90)	(16.96)	2.16	5.15

**Managed Account Fair Market Value & Analytics**

For the Month Ending **June 30, 2024**

**CITY OF DORAL STORM WATER PORTFOLIO - [REDACTED]**

<b>Security Type/Description</b>	<b>CUSIP</b>	<b>Par</b>	<b>Broker</b>	<b>Next Call Date</b>	<b>Market Price</b>	<b>Market Value</b>	<b>Unreal G/L On Cost</b>	<b>Unreal G/L Amort Cost</b>	<b>Effective Duration</b>	<b>YTM at Mkt</b>
<b>Asset-Backed Security</b>										
CNH 2024-A A3 DTD 01/24/2024 4.770% 06/15/2029	18978FAC0	20,000.00	MERRILL		99.14	19,827.09	(168.18)	(168.52)	2.00	4.97
<b>Security Type Sub-Total</b>		<b>1,737,261.15</b>				<b>1,726,874.21</b>	<b>(9,450.98)</b>	<b>(9,620.20)</b>	<b>1.26</b>	<b>4.74</b>
<b>Managed Account Sub-Total</b>		<b>9,351,321.65</b>				<b>9,269,402.61</b>	<b>(69,478.47)</b>	<b>(70,729.57)</b>	<b>1.78</b>	<b>4.77</b>
<b>Securities Sub-Total</b>		<b>\$9,351,321.65</b>				<b>\$9,269,402.61</b>	<b>(\$69,478.47)</b>	<b>(\$70,729.57)</b>	<b>1.78</b>	<b>4.77%</b>
<b>Accrued Interest</b>						<b>\$81,167.36</b>				
<b>Total Investments</b>						<b>\$9,350,569.97</b>				

**Managed Account Security Transactions & Interest**

For the Month Ending **June 30, 2024**

**CITY OF DORAL STORM WATER PORTFOLIO - [REDACTED]**

Transaction Type		Security Description	CUSIP	Par	Principal Proceeds	Accrued Interest	Total	Realized G/L Cost	Realized G/L Amort Cost	Sale Method
Trade	Settle									
<b>BUY</b>										
06/04/24	06/05/24	US TREASURY N/B NOTES DTD 05/15/2024 4.500% 05/15/2027	91282CKR1	250,000.00	(249,609.38)	(641.98)	(250,251.36)			
06/11/24	06/18/24	JDOT 2024-B A3 DTD 06/18/2024 5.730% 03/15/2029	47786WAD2	35,000.00	(34,993.16)	0.00	(34,993.16)			
06/24/24	06/28/24	CANADIAN IMPERIAL BANK CORPORATE NOTES DTD 06/28/2024 5.237% 06/28/2027	13607L8C0	25,000.00	(25,000.00)	0.00	(25,000.00)			
<b>Transaction Type Sub-Total</b>				<b>310,000.00</b>	<b>(309,602.54)</b>	<b>(641.98)</b>	<b>(310,244.52)</b>			
<b>INTEREST</b>										
06/01/24	06/01/24	Government National Mortgage Association DTD 01/30/2020 2.250% 12/01/2069	38380LV67	36,777.57	0.00	68.96	68.96			
06/01/24	06/01/24	Government National Mortgage Association DTD 07/30/2019 2.500% 01/01/2069	38380LXE8	33,517.34	0.00	69.83	69.83			
06/01/24	06/01/24	Government National Mortgage Association DTD 09/30/2014 3.000% 09/01/2064	38375UPV6	18,908.40	0.00	47.27	47.27			
06/01/24	06/15/24	GINNIE MAE I POOL 646043 DTD 10/01/2007 6.500% 10/01/2037	36292DWC2	21,728.21	0.00	117.69	117.69			
06/01/24	06/15/24	FHLMC SERIES 3842 PH DTD 04/01/2011 4.000% 04/01/2041	3137A9QP4	7,722.41	0.00	25.74	25.74			
06/01/24	06/25/24	FHMS K736 A2 DTD 09/01/2019 2.282% 07/01/2026	3137FNWX4	50,000.00	0.00	95.08	95.08			
06/01/24	06/25/24	FANNIE MAE POOL FM4174 DTD 09/01/2020 3.000% 11/01/2032	3140X7T82	35,827.93	0.00	89.57	89.57			
06/01/24	06/25/24	FN BM4614 DTD 10/01/2018 3.000% 03/01/2033	3140J9DU2	18,479.24	0.00	46.20	46.20			
06/03/24	06/03/24	MONEY MARKET FUND	MONEY0002	0.00	0.00	245.93	245.93			
06/05/24	06/05/24	LINDE INC/CT CORPORATE NOTES (CALLABLE) DTD 12/05/2022 4.700% 12/05/2025	53522KAB9	65,000.00	0.00	1,527.50	1,527.50			

**Managed Account Security Transactions & Interest**

For the Month Ending **June 30, 2024**

CITY OF DORAL STORM WATER PORTFOLIO - [REDACTED]

Transaction Type		Security Description	CUSIP	Par	Principal Proceeds	Accrued Interest	Total	Realized G/L Cost	Realized G/L Amort Cost	Sale Method
Trade	Settle									
<b>INTEREST</b>										
06/06/24	06/06/24	JOHN DEERE CAPITAL CORP CORPORATE NOTES DTD 06/06/2022 3.400% 06/06/2025	24422EWF2	10,000.00	0.00	170.00	170.00			
06/15/24	06/15/24	CNH 2022-A A3 DTD 03/31/2022 2.940% 07/15/2027	12660DAC1	22,139.54	0.00	54.24	54.24			
06/15/24	06/15/24	USAOT 2023-A A3 DTD 09/15/2023 5.580% 05/15/2028	90291VAC4	80,000.00	0.00	372.00	372.00			
06/15/24	06/15/24	HAROT 2022-1 A3 DTD 02/23/2022 1.880% 05/15/2026	43815BAC4	30,424.36	0.00	47.66	47.66			
06/15/24	06/15/24	HART 2022-A A3 DTD 03/16/2022 2.220% 10/15/2026	448977AD0	34,260.43	0.00	63.38	63.38			
06/15/24	06/15/24	TAOT 2023-B A3 DTD 05/23/2023 4.710% 02/15/2028	891941AD8	35,000.00	0.00	137.38	137.38			
06/15/24	06/15/24	COPAR 2022-2 A3 DTD 08/10/2022 3.660% 05/17/2027	14043GAD6	25,000.00	0.00	76.25	76.25			
06/15/24	06/15/24	CARMX 2021-3 A3 DTD 07/28/2021 0.550% 06/15/2026	14317DAC4	21,260.32	0.00	9.74	9.74			
06/15/24	06/15/24	HDMOT 2022-A A3 DTD 04/20/2022 3.060% 02/15/2027	41284YAD8	21,178.73	0.00	54.01	54.01			
06/15/24	06/15/24	BAAT 2023-2A A3 DTD 11/21/2023 5.740% 06/15/2028	06054YAC1	70,000.00	0.00	334.83	334.83			
06/15/24	06/15/24	HART 2023-C A3 DTD 11/13/2023 5.540% 10/16/2028	44918CAD4	30,000.00	0.00	138.50	138.50			
06/15/24	06/15/24	DTRT 2022-1 A3 DTD 10/19/2022 5.230% 02/17/2026	233869AC0	33,330.85	0.00	145.27	145.27			
06/15/24	06/15/24	NAROT 2023-B A3 DTD 10/25/2023 5.930% 03/15/2028	65480MAD5	20,000.00	0.00	98.83	98.83			
06/15/24	06/15/24	CARMX 2021-4 A3 DTD 09/22/2021 0.560% 09/15/2026	14317JAD9	11,863.55	0.00	5.54	5.54			
06/15/24	06/15/24	US TREASURY N/B NOTES DTD 12/15/2023 4.375% 12/15/2026	91282CJP7	495,000.00	0.00	10,828.13	10,828.13			
06/15/24	06/15/24	COMET 2022-A2 A DTD 06/14/2022 3.490% 05/15/2027	14041NGA3	65,000.00	0.00	189.04	189.04			

**Managed Account Security Transactions & Interest**

For the Month Ending **June 30, 2024**

CITY OF DORAL STORM WATER PORTFOLIO - [REDACTED]

Transaction Type		Security Description	CUSIP	Par	Principal Proceeds	Accrued Interest	Total	Realized G/L Cost	Realized G/L Amort Cost	Sale Method
Trade	Settle									
<b>INTEREST</b>										
06/15/24	06/15/24	FORDO 2023-A A3 DTD 03/31/2023 4.650% 02/15/2028	344928AD8	25,000.00	0.00	96.88	96.88			
06/15/24	06/15/24	FITAT 2023-1 A3 DTD 08/23/2023 5.530% 08/15/2028	31680EAD3	70,000.00	0.00	322.58	322.58			
06/15/24	06/15/24	JDOT 2022-A A3 DTD 03/16/2022 2.320% 09/16/2026	47787JAC2	20,750.62	0.00	40.12	40.12			
06/15/24	06/15/24	TAOT 2022-C A3 DTD 08/16/2022 3.760% 04/15/2027	89231CAD9	20,000.00	0.00	62.67	62.67			
06/15/24	06/15/24	ALLYA 2022-1 A3 DTD 05/18/2022 3.310% 11/15/2026	02008JAC0	37,142.52	0.00	102.45	102.45			
06/15/24	06/15/24	HART 2023-B A3 DTD 07/19/2023 5.480% 04/17/2028	44933XAD9	20,000.00	0.00	91.33	91.33			
06/15/24	06/15/24	TAOT 2023-D A3 DTD 11/14/2023 5.540% 08/15/2028	89239FAD4	20,000.00	0.00	92.33	92.33			
06/15/24	06/15/24	CNH 2021-C A3 DTD 10/27/2021 0.810% 12/15/2026	12598LAC0	14,409.52	0.00	9.73	9.73			
06/15/24	06/15/24	US TREASURY NOTES DTD 06/15/2023 4.125% 06/15/2026	91282CHH7	210,000.00	0.00	4,331.25	4,331.25			
06/15/24	06/15/24	CARMX 2022-2 A3 DTD 04/28/2022 3.490% 02/16/2027	14317HAC5	25,552.54	0.00	74.32	74.32			
06/15/24	06/15/24	US TREASURY NOTES DTD 12/15/2022 4.000% 12/15/2025	91282CGA3	230,000.00	0.00	4,600.00	4,600.00			
06/15/24	06/15/24	ALLYA 2023-1 A3 DTD 07/19/2023 5.460% 05/15/2028	02007WAC2	100,000.00	0.00	455.00	455.00			
06/15/24	06/15/24	BAAT 2023-1A A3 DTD 07/31/2023 5.530% 02/15/2028	06428AAC2	35,000.00	0.00	161.29	161.29			
06/15/24	06/15/24	WOART 2024-A A3 DTD 02/14/2024 4.860% 03/15/2029	98164RAD8	50,000.00	0.00	202.50	202.50			
06/15/24	06/15/24	CARMX 2021-1 A3 DTD 01/27/2021 0.340% 12/15/2025	14316NAC3	10,364.11	0.00	2.94	2.94			
06/15/24	06/15/24	MBART 2022-1 A3 DTD 11/22/2022 5.210% 08/16/2027	58768PAC8	75,000.00	0.00	325.63	325.63			
06/15/24	06/15/24	COPAR 2022-1 A3 DTD 05/04/2022 3.170% 04/15/2027	14043OAC6	22,114.27	0.00	58.42	58.42			

**Managed Account Security Transactions & Interest**

For the Month Ending **June 30, 2024**

CITY OF DORAL STORM WATER PORTFOLIO - [REDACTED]

Transaction Type		Security Description	CUSIP	Par	Principal Proceeds	Accrued Interest	Total	Realized G/L Cost	Realized G/L Amort Cost	Sale Method
Trade	Settle									
<b>INTEREST</b>										
06/15/24	06/15/24	CNH 2024-A A3 DTD 01/24/2024 4.770% 06/15/2029	18978FAC0	20,000.00	0.00	79.50	79.50			
06/15/24	06/15/24	CHAIT 2023-A1 A DTD 09/15/2023 5.160% 09/15/2028	161571HT4	100,000.00	0.00	430.00	430.00			
06/15/24	06/15/24	TAOT 2024-A A3 DTD 01/30/2024 4.830% 10/16/2028	89238DAD0	20,000.00	0.00	80.50	80.50			
06/15/24	06/15/24	CARMX 2022-4 A3 DTD 10/31/2022 5.340% 08/16/2027	14318UAD3	70,000.00	0.00	311.50	311.50			
06/15/24	06/15/24	JDOT 2024-A A3 DTD 03/19/2024 4.960% 11/15/2028	47800RAD5	15,000.00	0.00	62.00	62.00			
06/15/24	06/15/24	HAROT 2023-2 A3 DTD 05/30/2023 4.930% 11/15/2027	437927AC0	30,000.00	0.00	123.25	123.25			
06/15/24	06/15/24	HAROT 2024-1 A3 DTD 02/21/2024 5.210% 08/15/2028	437918AC9	55,000.00	0.00	238.79	238.79			
06/15/24	06/15/24	FORDO 2022-A A3 DTD 01/24/2022 1.290% 06/15/2026	345286AC2	12,472.06	0.00	13.41	13.41			
06/15/24	06/15/24	DCENT 2022-A2 A DTD 05/26/2022 3.320% 05/17/2027	254683CS2	60,000.00	0.00	166.00	166.00			
06/15/24	06/15/24	JDOT 2022-C A3 DTD 10/19/2022 5.090% 06/15/2027	47800BAC2	50,000.00	0.00	212.08	212.08			
06/15/24	06/15/24	DCENT 2022-A3 A3 DTD 08/09/2022 3.560% 07/15/2027	254683CW3	55,000.00	0.00	163.17	163.17			
06/15/24	06/15/24	BACCT 2022-A1 A1 DTD 06/16/2022 3.530% 11/15/2027	05522RDE5	20,000.00	0.00	58.83	58.83			
06/15/24	06/15/24	MBART 2023-2 A3 DTD 10/25/2023 5.950% 11/15/2028	58769FAC9	30,000.00	0.00	148.75	148.75			
06/16/24	06/16/24	GMCAR 2022-2 A3 DTD 04/13/2022 3.100% 02/16/2027	362585AC5	16,054.74	0.00	41.47	41.47			
06/16/24	06/16/24	GMCAR 2022-1 A3 DTD 01/19/2022 1.260% 11/16/2026	380146AC4	11,731.01	0.00	12.32	12.32			
06/16/24	06/16/24	GMCAR 2024-1 A3 DTD 01/17/2024 4.850% 12/18/2028	36268GAD7	10,000.00	0.00	40.42	40.42			
06/16/24	06/16/24	GMCAR 2023-2 A3 DTD 04/12/2023 4.470% 02/16/2028	362583AD8	25,000.00	0.00	93.13	93.13			

**Managed Account Security Transactions & Interest**

For the Month Ending **June 30, 2024**

CITY OF DORAL STORM WATER PORTFOLIO - [REDACTED]

Transaction Type	Trade	Settle	Security Description	CUSIP	Par	Principal Proceeds	Accrued Interest	Total	Realized G/L Cost	Realized G/L Amort Cost	Sale Method
<b>INTEREST</b>											
	06/18/24	06/18/24	HAROT 2021-3 A3 DTD 08/25/2021 0.410% 11/18/2025	43815EAC8	11,580.06	0.00	3.96	3.96			
	06/21/24	06/21/24	HAROT 2021-4 A3 DTD 11/24/2021 0.880% 01/21/2026	43815GAC3	11,160.23	0.00	8.18	8.18			
	06/21/24	06/21/24	HAROT 2023-4 A3 DTD 11/08/2023 5.670% 06/21/2028	438123AC5	15,000.00	0.00	70.88	70.88			
	06/25/24	06/25/24	BMWOT 2022-A A3 DTD 05/18/2022 3.210% 08/25/2026	05602RAD3	16,980.43	0.00	45.42	45.42			
	06/25/24	06/25/24	CHAOT 2024-1A A3 DTD 03/27/2024 5.130% 05/25/2029	16144BAC2	20,000.00	0.00	85.50	85.50			
	06/25/24	06/25/24	BMWOT 2023-A A3 DTD 07/18/2023 5.470% 02/25/2028	05592XAD2	15,000.00	0.00	68.38	68.38			
<b>Transaction Type Sub-Total</b>					<b>2,967,730.99</b>	<b>0.00</b>	<b>28,645.45</b>	<b>28,645.45</b>			

<b>PAYDOWNS</b>											
	06/01/24	06/01/24	Government National Mortgage Association DTD 09/30/2014 3.000% 09/01/2064	38375UPV6	6,509.55	6,509.55	0.00	6,509.55	(401.56)	0.00	
	06/01/24	06/01/24	Government National Mortgage Association DTD 01/30/2020 2.250% 12/01/2069	38380LV67	1,374.24	1,374.24	0.00	1,374.24	(5.96)	0.00	
	06/01/24	06/01/24	Government National Mortgage Association DTD 07/30/2019 2.500% 01/01/2069	38380LXE8	4,172.18	4,172.18	0.00	4,172.18	(22.00)	0.00	
	06/01/24	06/15/24	FHLMC SERIES 3842 PH DTD 04/01/2011 4.000% 04/01/2041	3137A9OP4	111.04	111.04	0.00	111.04	(8.08)	0.00	
	06/01/24	06/15/24	GINNIE MAE I POOL 646043 DTD 10/01/2007 6.500% 10/01/2037	36292DWC2	81.84	81.84	0.00	81.84	0.00	0.00	
	06/01/24	06/25/24	FN BM4614 DTD 10/01/2018 3.000% 03/01/2033	3140J9DU2	338.74	338.74	0.00	338.74	(22.23)	0.00	
	06/01/24	06/25/24	FANNIE MAE POOL FM4174 DTD 09/01/2020 3.000% 11/01/2032	3140X7T82	1,313.01	1,313.01	0.00	1,313.01	(79.40)	0.00	
	06/15/24	06/15/24	COPAR 2022-1 A3 DTD 05/04/2022 3.170% 04/15/2027	14043QAC6	1,350.32	1,350.32	0.00	1,350.32	0.29	0.00	

**Managed Account Security Transactions & Interest**

For the Month Ending **June 30, 2024**

CITY OF DORAL STORM WATER PORTFOLIO - [REDACTED]

Transaction Type		Security Description	CUSIP	Par	Principal Proceeds	Accrued Interest	Total	Realized G/L Cost	Realized G/L Amort Cost	Sale Method
Trade	Settle									
<b>PAYDOWNS</b>										
06/15/24	06/15/24	CARMX 2021-1 A3 DTD 01/27/2021 0.340% 12/15/2025	14316NAC3	3,036.58	3,036.58	0.00	3,036.58	0.60	0.00	
06/15/24	06/15/24	CNH 2021-C A3 DTD 10/27/2021 0.810% 12/15/2026	12598LAC0	1,021.37	1,021.37	0.00	1,021.37	0.12	0.00	
06/15/24	06/15/24	JDOT 2022-A A3 DTD 03/16/2022 2.320% 09/16/2026	47787JAC2	1,316.16	1,316.16	0.00	1,316.16	0.29	0.00	
06/15/24	06/15/24	DTRT 2022-1 A3 DTD 10/19/2022 5.230% 02/17/2026	233869AC0	2,900.54	2,900.54	0.00	2,900.54	0.19	0.00	
06/15/24	06/15/24	CNH 2022-A A3 DTD 03/31/2022 2.940% 07/15/2027	12660DAC1	401.35	401.35	0.00	401.35	0.03	0.00	
06/15/24	06/15/24	HAROT 2022-1 A3 DTD 02/23/2022 1.880% 05/15/2026	43815BAC4	2,560.67	2,560.67	0.00	2,560.67	0.39	0.00	
06/15/24	06/15/24	CARMX 2021-4 A3 DTD 09/22/2021 0.560% 09/15/2026	14317JAD9	983.96	983.96	0.00	983.96	0.11	0.00	
06/15/24	06/15/24	FORDO 2022-A A3 DTD 01/24/2022 1.290% 06/15/2026	345286AC2	1,187.32	1,187.32	0.00	1,187.32	0.14	0.00	
06/15/24	06/15/24	CARMX 2022-2 A3 DTD 04/28/2022 3.490% 02/16/2027	14317HAC5	1,711.10	1,711.10	0.00	1,711.10	0.26	0.00	
06/15/24	06/15/24	ALLYA 2022-1 A3 DTD 05/18/2022 3.310% 11/15/2026	02008JAC0	2,941.07	2,941.07	0.00	2,941.07	0.57	0.00	
06/15/24	06/15/24	CARMX 2021-3 A3 DTD 07/28/2021 0.550% 06/15/2026	14317DAC4	2,123.60	2,123.60	0.00	2,123.60	0.35	0.00	
06/15/24	06/15/24	HDMOT 2022-A A3 DTD 04/20/2022 3.060% 02/15/2027	41284YAD8	1,799.28	1,799.28	0.00	1,799.28	0.30	0.00	
06/15/24	06/15/24	HART 2022-A A3 DTD 03/16/2022 2.220% 10/15/2026	448977AD0	2,833.27	2,833.27	0.00	2,833.27	0.11	0.00	
06/16/24	06/16/24	GMCAR 2022-2 A3 DTD 04/13/2022 3.100% 02/16/2027	362585AC5	1,057.33	1,057.33	0.00	1,057.33	0.22	0.00	
06/16/24	06/16/24	GMCAR 2022-1 A3 DTD 01/19/2022 1.260% 11/16/2026	380146AC4	1,014.72	1,014.72	0.00	1,014.72	0.09	0.00	
06/18/24	06/18/24	HAROT 2021-3 A3 DTD 08/25/2021 0.410% 11/18/2025	43815EAC8	1,674.26	1,674.26	0.00	1,674.26	0.02	0.00	
06/21/24	06/21/24	HAROT 2021-4 A3 DTD 11/24/2021 0.880% 01/21/2026	43815GAC3	1,170.85	1,170.85	0.00	1,170.85	0.25	0.00	

**Managed Account Security Transactions & Interest**

For the Month Ending **June 30, 2024**

CITY OF DORAL STORM WATER PORTFOLIO - [REDACTED]

Transaction Type		Security Description	CUSIP	Par	Principal Proceeds	Accrued Interest	Total	Realized G/L Cost	Realized G/L Amort Cost	Sale Method
Trade	Settle									
<b>PAYDOWNS</b>										
06/25/24	06/25/24	BMWOT 2022-A A3 DTD 05/18/2022 3.210% 08/25/2026	05602RAD3	1,424.99	1,424.99	0.00	1,424.99	0.07	0.00	
<b>Transaction Type Sub-Total</b>				<b>46,409.34</b>	<b>46,409.34</b>	<b>0.00</b>	<b>46,409.34</b>	<b>(534.83)</b>	<b>0.00</b>	
<b>SELL</b>										
06/04/24	06/05/24	COMET 2022-A1 A1 DTD 03/30/2022 2.800% 03/15/2027	14041NFZ9	70,000.00	68,545.31	108.89	68,654.20	(1,449.41)	(1,451.74)	FIFO
06/04/24	06/05/24	US TREASURY NOTES DTD 07/15/2022 3.000% 07/15/2025	91282CEY3	180,000.00	176,055.47	2,106.59	178,162.06	(3,585.93)	(3,809.43)	FIFO
06/12/24	06/13/24	US TREASURY NOTES DTD 08/15/2022 3.125% 08/15/2025	91282CFE6	35,000.00	34,268.55	357.57	34,626.12	(322.66)	(568.54)	FIFO
<b>Transaction Type Sub-Total</b>				<b>285,000.00</b>	<b>278,869.33</b>	<b>2,573.05</b>	<b>281,442.38</b>	<b>(5,358.00)</b>	<b>(5,829.71)</b>	
<b>Managed Account Sub-Total</b>					<b>15,676.13</b>	<b>30,576.52</b>	<b>46,252.65</b>	<b>(5,892.83)</b>	<b>(5,829.71)</b>	
<b>Total Security Transactions</b>					<b>\$15,676.13</b>	<b>\$30,576.52</b>	<b>\$46,252.65</b>	<b>(\$5,892.83)</b>	<b>(\$5,829.71)</b>	

**Managed Account Summary Statement**

For the Month Ending **June 30, 2024**

CITY OF DORAL TRANSPORTATION - [REDACTED]

**Transaction Summary - Managed Account**

<b>Opening Market Value</b>	<b>\$11,944,206.66</b>
Maturities/Calls	(44,514.04)
Principal Dispositions	(327,796.29)
Principal Acquisitions	364,523.43
Unsettled Trades	0.00
Change in Current Value	26,304.63
<b>Closing Market Value</b>	<b>\$11,962,724.39</b>

**Cash Transactions Summary - Managed Account**

Maturities/Calls	0.00
Sale Proceeds	330,751.55
Coupon/Interest/Dividend Income	37,239.90
Principal Payments	44,514.04
Security Purchases	(365,293.81)
Net Cash Contribution	(0.04)
Reconciling Transactions	0.00

**Earnings Reconciliation (Cash Basis) - Managed Account**

Interest/Dividends/Coupons Received	40,195.16
Less Purchased Interest Related to Interest/Coupons	(770.38)
Plus Net Realized Gains/Losses	(6,547.98)
<b>Total Cash Basis Earnings</b>	<b>\$32,876.80</b>

**Cash Balance**

**Closing Cash Balance** **\$95,328.34**

**Earnings Reconciliation (Accrual Basis)**

	<b>Total</b>
Ending Amortized Value of Securities	12,049,973.02
Ending Accrued Interest	105,544.34
Plus Proceeds from Sales	330,751.55
Plus Proceeds of Maturities/Calls/Principal Payments	44,514.04
Plus Coupons/Dividends Received	37,239.90
Less Cost of New Purchases	(365,293.81)
Less Beginning Amortized Value of Securities	(12,063,922.88)
Less Beginning Accrued Interest	(102,728.85)
<b>Total Accrual Basis Earnings</b>	<b>\$36,077.31</b>

**Portfolio Summary and Statistics**

For the Month Ending **June 30, 2024**

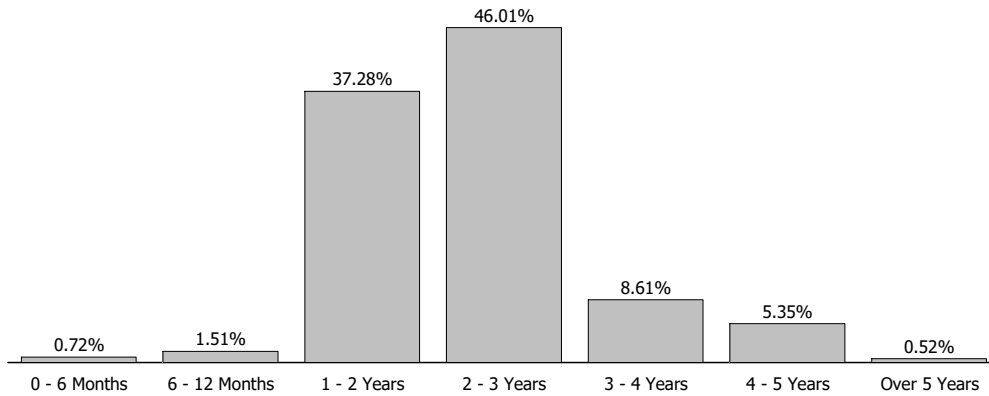
CITY OF DORAL TRANSPORTATION - [REDACTED]

**Account Summary**

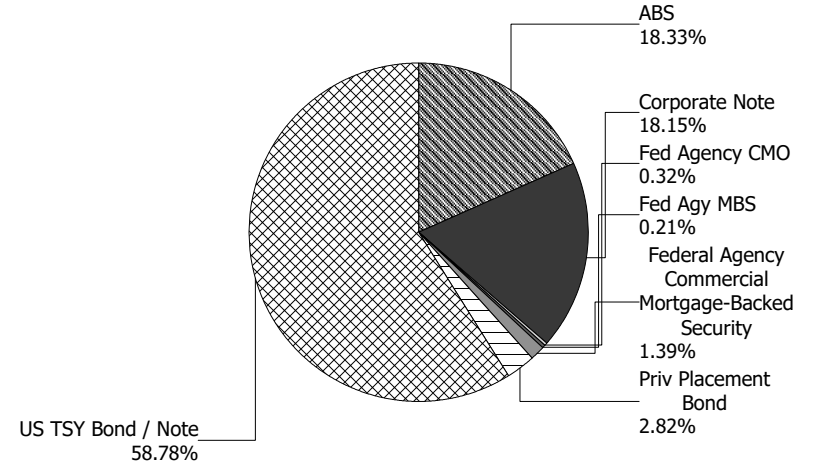
Description	Par Value	Market Value	Percent
U.S. Treasury Bond / Note	7,105,000.00	7,032,450.74	58.78
Federal Agency Mortgage-Backed Security	25,697.91	24,628.32	0.21
Federal Agency Commercial Mortgage-Backed Security	172,326.22	165,947.79	1.39
Federal Agency Collateralized Mortgage Obligation	39,459.30	38,153.63	0.32
Corporate Note	2,525,000.00	2,509,271.86	20.97
Asset-Backed Security	2,204,724.68	2,192,272.05	18.33
<b>Managed Account Sub-Total</b>	<b>12,072,208.11</b>	<b>11,962,724.39</b>	<b>100.00%</b>
Accrued Interest		105,544.34	
<b>Total Portfolio</b>	<b>12,072,208.11</b>	<b>12,068,268.73</b>	

**Unsettled Trades** **0.00** **0.00**

**Maturity Distribution**



**Sector Allocation**



**Characteristics**

Yield to Maturity at Cost	4.34%
Yield to Maturity at Market	4.81%
Weighted Average Days to Maturity	894

**Managed Account Issuer Summary**

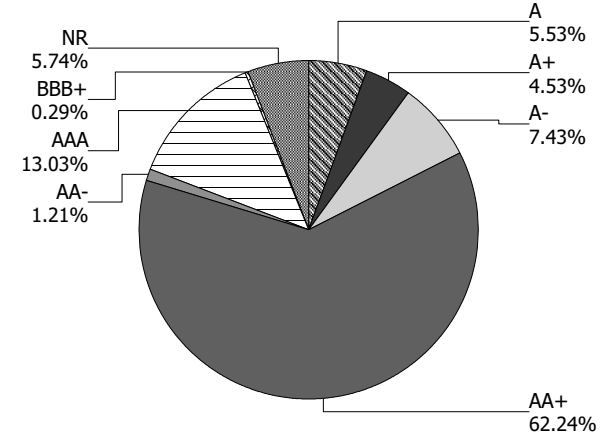
For the Month Ending **June 30, 2024**

CITY OF DORAL TRANSPORTATION - [REDACTED]

**Issuer Summary**

<b>Issuer</b>	<b>Market Value of Holdings</b>	<b>Percent</b>
3M COMPANY	34,191.64	0.29
ADOBE INC	35,009.45	0.29
ALLY AUTO RECEIVABLES TRUST	166,329.36	1.38
AMERICAN EXPRESS CO	100,368.53	0.84
AMERICAN HONDA FINANCE	85,076.16	0.71
ASTRAZENECA PLC	39,893.40	0.33
BANK OF AMERICA CO	283,842.08	2.36
BANK OF MONTREAL	60,277.86	0.50
BMW FINANCIAL SERVICES NA LLC	89,565.03	0.75
BMW VEHICLE OWNER TRUST	38,477.01	0.32
BP PLC	69,863.01	0.58
Brighthouse Financial Global F	49,724.45	0.42
BRISTOL-MYERS SQUIBB CO	14,991.18	0.13
CANADIAN IMPERIAL BANK OF COMMERCE	70,446.30	0.59
CAPITAL ONE FINANCIAL CORP	141,603.16	1.18
CARMAX AUTO OWNER TRUST	142,539.52	1.19
CATERPILLAR INC	84,600.76	0.71
CHASE AUTO OWNER TRUST	24,977.22	0.21
CHASE ISSURANCE	100,078.88	0.84
CINTAS CORPORATION NO. 2	24,599.73	0.21
CISCO SYSTEMS INC	54,848.86	0.46
CNH EQUIPMENT TRUST	62,350.29	0.52
DAIMLER TRUCKS RETAIL TRUST	37,951.03	0.32
DEERE & COMPANY	84,478.49	0.71
DISCOVER FINANCIAL SERVICES	152,049.20	1.27
ELI LILLY & CO	54,427.01	0.45
FANNIE MAE	24,628.32	0.21
FIFTH THIRD AUTO TRUST	70,146.22	0.59
FORD CREDIT AUTO OWNER TRUST	43,001.15	0.36
FREDDIE MAC	165,947.79	1.38
GM FINANCIAL CONSUMER AUTOMOBILE TRUST	74,809.22	0.63
GOLDMAN SACHS GROUP INC	69,853.56	0.58

**Credit Quality (S&P Ratings)**



**Managed Account Issuer Summary**

For the Month Ending **June 30, 2024**

CITY OF DORAL TRANSPORTATION - [REDACTED]

<b>Issuer</b>	<b>Market Value of Holdings</b>	<b>Percent</b>
GOVERNMENT NATIONAL MORTGAGE ASSOCIATION	38,153.63	0.32
HARLEY-DAVIDSON MOTORCYCLE TRUST	24,572.01	0.21
HOME DEPOT INC	19,946.44	0.17
HONDA AUTO RECEIVABLES	174,016.66	1.44
HORMEL FOODS CORP	29,822.07	0.25
HYUNDAI AUTO RECEIVABLES	100,375.12	0.84
JOHN DEERE OWNER TRUST	154,175.69	1.29
JP MORGAN CHASE & CO	167,143.75	1.39
LINDE PLC	84,417.67	0.71
MERCEDES-BENZ AUTO RECEIVABLES	135,170.80	1.13
MICROSOFT CORP	53,598.49	0.45
MORGAN STANLEY	64,285.84	0.54
NATIONAL RURAL UTILITIES CO FINANCE CORP	89,473.59	0.75
NEW YORK LIFE INSURANCE COMPANY	154,041.04	1.29
NISSAN AUTO RECEIVABLES	25,241.21	0.21
NORTHWESTERN MUTUAL GLBL NOTES	30,026.13	0.25
PACCAR FINANCIAL CORP	30,058.83	0.25
PACIFIC LIFE	15,070.65	0.13
PEPSICO INC	25,095.95	0.21
PNC FINANCIAL SERVICES GROUP	24,908.88	0.21
PRINCIPAL FINANCIAL GROUP INC	88,634.88	0.74
STATE STREET CORPORATION	153,963.79	1.29
TEXAS INSTRUMENTS INC	54,599.27	0.46
TORONTO-DOMINION BANK	89,460.90	0.75
TOYOTA MOTOR CORP	164,042.83	1.37
TRUIST FIN CORP	84,718.74	0.71
UNITED STATES TREASURY	7,032,450.74	58.78
UNITEDHEALTH GROUP INC	89,216.10	0.75
USAA AUTO OWNER TRUST	80,157.80	0.67
WESTPAC BANKING CORP	75,365.40	0.63
WORLD OMNI AUTO REC TRUST	59,573.62	0.50
<b>Total</b>	<b>\$11,962,724.39</b>	<b>100.00%</b>

**Managed Account Detail of Securities Held**

For the Month Ending **June 30, 2024**

CITY OF DORAL TRANSPORTATION - [REDACTED]											
Security Type/Description	CUSIP	Par	S&P Rating	Moody's Rating	Trade Date	Settle Date	Original Cost	YTM at Cost	Accrued Interest	Amortized Cost	Market Value
<b>U.S. Treasury Bond / Note</b>											
US TREASURY NOTES DTD 08/15/2022 3.125% 08/15/2025	91282CFE6	265,000.00	AA+	Aaa	09/01/22	09/06/22	261,904.88	3.55	3,116.84	263,818.44	259,410.14
US TREASURY NOTES DTD 10/15/2022 4.250% 10/15/2025	91282CFP1	20,000.00	AA+	Aaa	05/13/24	05/15/24	19,789.84	5.02	178.83	19,808.91	19,809.38
US TREASURY NOTES DTD 10/15/2022 4.250% 10/15/2025	91282CFP1	330,000.00	AA+	Aaa	11/02/22	11/04/22	327,834.38	4.49	2,950.61	329,052.04	326,854.70
US TREASURY NOTES DTD 11/15/2022 4.500% 11/15/2025	91282CFW6	340,000.00	AA+	Aaa	12/05/22	12/07/22	343,492.97	4.12	1,954.08	341,632.65	337,875.00
US TREASURY NOTES DTD 12/15/2022 4.000% 12/15/2025	91282CGA3	365,000.00	AA+	Aaa	01/05/23	01/06/23	363,146.48	4.18	638.25	364,081.87	360,266.39
US TREASURY NOTES DTD 01/15/2023 3.875% 01/15/2026	91282CGE5	370,000.00	AA+	Aaa	01/30/23	02/01/23	369,089.45	3.96	6,617.31	369,524.89	364,450.00
US TREASURY NOTES DTD 02/15/2023 4.000% 02/15/2026	91282CGL9	85,000.00	AA+	Aaa	04/18/23	04/20/23	85,049.80	3.98	1,279.67	85,028.66	83,844.53
US TREASURY NOTES DTD 02/15/2023 4.000% 02/15/2026	91282CGL9	420,000.00	AA+	Aaa	03/02/23	03/06/23	412,748.44	4.63	6,323.08	416,000.53	414,290.60
US TREASURY NOTES DTD 04/15/2023 3.750% 04/15/2026	91282CGV7	25,000.00	AA+	Aaa	04/25/24	04/29/24	24,418.95	5.01	197.23	24,470.08	24,550.78
US TREASURY NOTES DTD 04/15/2023 3.750% 04/15/2026	91282CGV7	560,000.00	AA+	Aaa	05/01/23	05/03/23	558,687.50	3.83	4,418.04	559,204.95	549,937.47
US TREASURY NOTES DTD 05/15/2023 3.625% 05/15/2026	91282CHB0	535,000.00	AA+	Aaa	06/01/23	06/05/23	529,545.51	4.00	2,476.92	531,534.50	524,049.19
US TREASURY NOTES DTD 06/15/2023 4.125% 06/15/2026	91282CHH7	230,000.00	AA+	Aaa	06/28/23	06/29/23	228,409.77	4.38	414.75	228,950.62	227,340.63
US TREASURY NOTES DTD 07/15/2023 4.500% 07/15/2026	91282CHM6	455,000.00	AA+	Aaa	08/01/23	08/03/23	454,146.88	4.57	9,450.00	454,410.66	453,009.38
US TREASURY NOTES DTD 08/15/2023 4.375% 08/15/2026	91282CHU8	275,000.00	AA+	Aaa	09/06/23	09/11/23	272,378.91	4.73	4,528.25	273,099.77	273,195.31

**Managed Account Detail of Securities Held**

For the Month Ending **June 30, 2024**

CITY OF DORAL TRANSPORTATION - [REDACTED]												
Security Type/Description	Dated Date/Coupon/Maturity	CUSIP	Par	S&P Rating	Moody's Rating	Trade Date	Settle Date	Original Cost	YTM at Cost	Accrued Interest	Amortized Cost	Market Value
<b>U.S. Treasury Bond / Note</b>												
US TREASURY NOTES DTD 09/15/2023 4.625% 09/15/2026		91282CHY0	80,000.00	AA+	Aaa	10/03/23	10/05/23	79,428.13	4.89	1,085.87	79,563.99	79,912.50
US TREASURY NOTES DTD 10/15/2023 4.625% 10/15/2026		91282CJC6	90,000.00	AA+	Aaa	11/07/23	11/09/23	89,880.47	4.67	875.72	89,905.28	89,915.63
US TREASURY N/B NOTES DTD 11/15/2023 4.625% 11/15/2026		91282CJK8	385,000.00	AA+	Aaa	12/07/23	12/11/23	388,173.24	4.32	2,274.17	387,600.65	384,879.69
US TREASURY N/B NOTES DTD 12/15/2023 4.375% 12/15/2026		91282CJP7	635,000.00	AA+	Aaa	01/02/24	01/04/24	639,886.52	4.10	1,214.48	639,114.97	631,428.13
US TREASURY N/B NOTES DTD 01/15/2024 4.000% 01/15/2027		91282CJT9	405,000.00	AA+	Aaa	02/01/24	02/05/24	405,395.51	3.96	7,476.92	405,343.89	399,114.86
US TREASURY N/B NOTES DTD 02/15/2024 4.125% 02/15/2027		91282CKA8	355,000.00	AA+	Aaa	03/05/24	03/07/24	352,919.92	4.34	5,511.52	353,132.74	350,950.80
US TREASURY N/B NOTES DTD 03/15/2024 4.250% 03/15/2027		91282CKE0	220,000.00	AA+	Aaa	04/02/24	04/05/24	218,427.34	4.51	2,744.02	218,546.19	218,246.86
US TREASURY N/B NOTES DTD 04/15/2024 4.500% 04/15/2027		91282CKJ9	360,000.00	AA+	Aaa	05/02/24	05/06/24	357,426.56	4.76	3,408.20	357,551.77	359,493.77
US TREASURY N/B NOTES DTD 05/15/2024 4.500% 05/15/2027		91282CKR1	300,000.00	AA+	Aaa	06/04/24	06/05/24	299,531.25	4.56	1,724.18	299,541.79	299,625.00
<b>Security Type Sub-Total</b>			<b>7,105,000.00</b>					<b>7,081,712.70</b>	<b>4.27</b>	<b>70,858.94</b>	<b>7,090,919.84</b>	<b>7,032,450.74</b>
<b>Federal Agency Mortgage-Backed Security</b>												
FANNIE MAE POOL FM4174 DTD 09/01/2020 3.000% 11/01/2032		3140X7T82	15,929.97	AA+	Aaa	09/08/20	09/18/20	16,893.23	2.42	39.82	16,592.52	15,386.98
FN BM4614 DTD 10/01/2018 3.000% 03/01/2033		3140J9DU2	9,767.94	AA+	Aaa	08/03/21	08/17/21	10,408.96	2.35	24.42	10,249.39	9,241.34
<b>Security Type Sub-Total</b>			<b>25,697.91</b>					<b>27,302.19</b>	<b>2.40</b>	<b>64.24</b>	<b>26,841.91</b>	<b>24,628.32</b>
<b>Federal Agency Commercial Mortgage-Backed Security</b>												

**Managed Account Detail of Securities Held**

For the Month Ending **June 30, 2024**

**CITY OF DORAL TRANSPORTATION - [REDACTED]**

<b>Security Type/Description</b>	<b>Dated Date/Coupon/Maturity</b>	<b>CUSIP</b>	<b>Par</b>	<b>S&amp;P Rating</b>	<b>Moody's Rating</b>	<b>Trade Date</b>	<b>Settle Date</b>	<b>Original Cost</b>	<b>YTM at Cost</b>	<b>Accrued Interest</b>	<b>Amortized Cost</b>	<b>Market Value</b>
<b>Federal Agency Commercial Mortgage-Backed Security</b>												
FHMS K058 A1 DTD 11/09/2016 2.340% 07/01/2026		3137BSP64	48,250.92	AA+	Aaa	08/28/23	08/31/23	45,778.06	4.26	94.09	46,506.78	46,514.32
FHMS K736 A2 DTD 09/01/2019 2.282% 07/01/2026		3137FNWX4	65,000.00	AA+	Aaa	10/05/23	10/11/23	60,310.35	5.13	123.61	61,555.89	61,772.15
FHMS K082 A1 DTD 10/31/2018 3.920% 05/01/2028		3137FJKD0	59,075.30	AA+	Aaa	08/28/23	08/31/23	57,146.13	4.70	192.98	57,491.23	57,661.32
<b>Security Type Sub-Total</b>			<b>172,326.22</b>					<b>163,234.54</b>	<b>4.74</b>	<b>410.68</b>	<b>165,553.90</b>	<b>165,947.79</b>
<b>Federal Agency Collateralized Mortgage Obligation</b>												
Government National Mortgage Association DTD 09/30/2014 3.000% 09/01/2064		38375UPV6	7,085.06	AA+	Aaa	02/01/21	02/04/21	7,522.13	2.76	17.71	7,487.99	6,878.57
Government National Mortgage Association DTD 07/30/2019 2.500% 01/01/2069		38380LXE8	14,672.55	AA+	Aaa	07/12/19	07/30/19	14,744.20	2.48	30.57	14,737.06	14,237.16
Government National Mortgage Association DTD 01/30/2020 2.250% 12/01/2069		38380LV67	17,701.69	AA+	Aaa	01/13/20	01/30/20	17,778.44	2.24	33.19	17,771.63	17,037.90
<b>Security Type Sub-Total</b>			<b>39,459.30</b>					<b>40,044.77</b>	<b>2.42</b>	<b>81.47</b>	<b>39,996.68</b>	<b>38,153.63</b>
<b>Corporate Note</b>												
BB&T CORPORATION CORP BONDS DTD 07/29/2019 2.500% 08/01/2024		05531FBH5	35,000.00	A-	Baa1	06/17/21	06/21/21	36,942.50	0.69	364.58	35,000.00	34,884.19
BB&T CORPORATION CORP BONDS DTD 07/29/2019 2.500% 08/01/2024		05531FBH5	50,000.00	A-	Baa1	12/20/21	12/22/21	51,670.00	1.20	520.84	50,000.00	49,834.55
PRINCIPAL LFE GLB FND II NOTES DTD 01/11/2022 1.375% 01/10/2025		74256LET2	55,000.00	A+	A1	01/04/22	01/11/22	54,821.80	1.49	359.22	54,968.59	53,833.78
NEW YORK LIFE GLOBAL FDG NOTES DTD 01/14/2022 1.450% 01/14/2025		64952WEK5	55,000.00	AA+	Aaa	01/11/22	01/14/22	54,940.60	1.49	369.95	54,989.32	53,804.14
3M COMPANY (CALLABLE) CORP NOTES DTD 08/26/2019 2.000% 02/14/2025		88579YBH3	35,000.00	BBB+	A3	09/22/21	09/24/21	36,387.40	0.81	266.39	35,226.26	34,191.64

**Managed Account Detail of Securities Held**

For the Month Ending **June 30, 2024**

**CITY OF DORAL TRANSPORTATION - [REDACTED]**

<b>Security Type/Description</b>	<b>Dated Date/Coupon/Maturity</b>	<b>CUSIP</b>	<b>Par</b>	<b>S&amp;P Rating</b>	<b>Moody's Rating</b>	<b>Trade Date</b>	<b>Settle Date</b>	<b>Original Cost</b>	<b>YTM at Cost</b>	<b>Accrued Interest</b>	<b>Amortized Cost</b>	<b>Market Value</b>
<b>Corporate Note</b>												
CINTAS CORPORATION NO. 2 CORP NOTE (CALL)	05/03/2022 3.450% 05/01/2025	17252MAP5	25,000.00	A-	A3	04/26/22	05/03/22	24,994.50	3.46	143.75	24,998.47	24,599.73
JOHN DEERE CAPITAL CORP CORPORATE NOTES	06/06/2022 3.400% 06/06/2025	24422EWF2	15,000.00	A	A1	06/01/22	06/06/22	14,996.55	3.41	35.42	14,998.93	14,719.01
MORGAN STANLEY CORP NOTES	07/23/2015 4.000% 07/23/2025	6174468C6	55,000.00	A-	A1	05/19/22	05/23/22	55,256.30	3.84	965.56	55,085.73	54,187.43
BANK OF AMERICA CORP NOTES (CALLABLE)	09/25/2020 0.981% 09/25/2025	06051GJG5	60,000.00	A-	A1	09/22/20	09/25/20	60,000.00	0.98	156.96	60,000.00	59,349.66
BANK OF AMERICA CORP NOTES (CALLABLE)	09/25/2020 0.981% 09/25/2025	06051GJG5	60,000.00	A-	A1	12/21/21	12/23/21	59,173.20	1.36	156.96	59,728.22	59,349.66
BANK OF MONTREAL CORPORATE NOTES	09/25/2023 5.920% 09/25/2025	06368LWT9	60,000.00	A-	A2	09/18/23	09/25/23	60,000.00	5.92	947.20	60,000.00	60,277.86
PNC FINANCIAL SERVICES CORP NOTE (CALLAB)	10/28/2022 5.671% 10/28/2025	693475BH7	25,000.00	A-	A3	10/25/22	10/28/22	25,000.00	5.67	248.11	25,000.00	24,908.88
MICROSOFT CORP NOTES (CALLABLE)	11/03/2015 3.125% 11/03/2025	594918BJ2	55,000.00	AAA	Aaa	01/23/23	01/25/23	53,285.10	4.33	276.91	54,170.48	53,598.49
WESTPAC BANKING CORP CORPORATE NOTES	11/17/2023 5.512% 11/17/2025	961214FL2	75,000.00	AA-	Aa2	11/08/23	11/17/23	75,000.00	5.51	505.27	75,000.00	75,365.40
LINDE INC/CT CORPORATE NOTES (CALLABLE)	12/05/2022 4.700% 12/05/2025	53522KAB9	85,000.00	A	A2	11/28/22	12/05/22	84,908.20	4.74	288.53	84,956.28	84,417.67
CATERPILLAR FINL SERVICE CORPORATE NOTES	01/06/2023 4.800% 01/06/2026	14913R3B1	85,000.00	A	A2	01/03/23	01/06/23	84,978.75	4.81	1,983.33	84,989.26	84,600.76

**Managed Account Detail of Securities Held**

For the Month Ending **June 30, 2024**

CITY OF DORAL TRANSPORTATION - [REDACTED]											
Security Type/Description			S&P	Moody's	Trade	Settle	Original	YTM	Accrued	Amortized	Market
Dated Date/Coupon/Maturity	CUSIP	Par	Rating	Rating	Date	Date	Cost	at Cost	Interest	Cost	Value
<b>Corporate Note</b>											
STATE STREET CORP (CALLABLE) CORPORATE N DTD 02/07/2022 1.746% 02/06/2026	857477BR3	25,000.00	A	A1	02/02/22	02/07/22	25,000.00	1.75	175.81	25,000.00	24,391.73
JPMORGAN CHASE & CO CORP NOTES (CALLABLE DTD 02/24/2022 2.595% 02/24/2026	46647PCV6	85,000.00	A-	A1	02/16/22	02/24/22	85,000.00	2.60	778.14	85,000.00	83,319.81
JPMORGAN CHASE & CO (CALLABLE) CORPORATE DTD 04/26/2022 4.080% 04/26/2026	46647PCZ7	85,000.00	A-	A1	04/19/22	04/26/22	85,000.00	4.08	626.17	85,000.00	83,823.94
STATE STREET CORP NOTES (CALLABLE) DTD 05/18/2023 5.104% 05/18/2026	857477CB7	110,000.00	A	A1	05/15/23	05/18/23	110,000.00	5.10	670.61	110,000.00	109,486.08
AMERICAN HONDA FINANCE CORPORATE NOTES DTD 07/07/2023 5.250% 07/07/2026	02665WEK3	35,000.00	A-	A3	07/06/23	07/10/23	34,807.15	5.45	888.13	34,870.14	35,031.36
AMERICAN HONDA FINANCE CORPORATE NOTES DTD 07/07/2023 5.250% 07/07/2026	02665WEK3	50,000.00	A-	A3	07/05/23	07/07/23	49,938.50	5.29	1,268.75	49,958.70	50,044.80
TOYOTA MOTOR CREDIT CORP CORPORATE NOTES DTD 08/14/2023 5.000% 08/14/2026	89236TKX2	45,000.00	A+	A1	08/09/23	08/14/23	44,945.55	5.04	856.25	44,961.55	44,877.24
PACIFIC LIFE GF II NOTES DTD 08/30/2023 5.500% 08/28/2026	6944PL2W8	15,000.00	AA-	Aa3	08/23/23	08/30/23	14,994.75	5.51	281.88	14,996.22	15,070.65
NEW YORK LIFE GLOBAL FDG NOTES DTD 09/19/2023 5.450% 09/18/2026	64953BBF4	100,000.00	AA+	Aaa	09/12/23	09/19/23	99,981.00	5.46	1,559.31	99,985.67	100,236.90
HOME DEPOT INC CORPORATE NOTES DTD 12/04/2023 4.950% 09/30/2026	437076CV2	20,000.00	A	A2	11/27/23	12/04/23	19,956.20	5.03	250.25	19,964.62	19,946.44
CANADIAN IMPERIAL BANK CORPORATE NOTES DTD 10/03/2023 5.926% 10/02/2026	13607LWT6	45,000.00	A-	A2	09/26/23	10/03/23	45,000.00	5.93	659.27	45,000.00	45,539.15

Managed Account Detail of Securities Held

For the Month Ending June 30, 2024

CITY OF DORAL TRANSPORTATION - [REDACTED]

Security Type/Description Dated Date/Coupon/Maturity	CUSIP	Par	S&P Rating	Moody's Rating	Trade Date	Settle Date	Original Cost	YTM at Cost	Accrued Interest	Amortized Cost	Market Value
<b>Corporate Note</b>											
STATE STREET CORP NOTES (CALLABLE) DTD 11/04/2022 5.751% 11/04/2026	857477BX0	20,000.00	A	A1	11/01/22	11/04/22	20,000.00	5.75	182.12	20,000.00	20,085.98
PEPSICO INC CORPORATE NOTES (CALLABLE) DTD 11/10/2023 5.125% 11/10/2026	713448FW3	25,000.00	A+	A1	11/08/23	11/10/23	24,993.25	5.13	181.51	24,994.61	25,095.95
PRINCIPAL LFE GLB FND II NOTES DTD 01/16/2024 5.000% 01/16/2027	74256LEX3	15,000.00	A+	A1	01/08/24	01/16/24	14,994.15	5.01	343.75	14,994.99	14,914.76
PRINCIPAL LFE GLB FND II NOTES DTD 01/16/2024 5.000% 01/16/2027	74256LEX3	20,000.00	A+	A1	01/10/24	01/16/24	20,060.20	4.89	458.33	20,051.55	19,886.34
NATIONAL RURAL UTIL COOP CORP NOTES (CAL) DTD 02/05/2024 4.800% 02/05/2027	63743HFM9	90,000.00	A-	A2	01/24/24	02/05/24	89,973.00	4.81	1,752.00	89,976.41	89,473.59
TEXAS INSTRUMENTS CORP NOTES (CALLABLE) DTD 02/08/2024 4.600% 02/08/2027	882508CE2	55,000.00	A+	Aa3	02/05/24	02/08/24	54,964.80	4.62	1,004.97	54,969.17	54,599.27
ELI LILLY & CO CORPORATE NOTES DTD 02/09/2024 4.500% 02/09/2027	532457CJ5	55,000.00	A+	A1	02/07/24	02/09/24	54,970.85	4.52	976.25	54,974.45	54,427.01
BRISTOL-MYERS SQUIBB CORP NOTES (CALLABL) DTD 02/22/2024 4.900% 02/22/2027	110122EE4	15,000.00	A	A2	02/14/24	02/22/24	14,983.80	4.94	263.38	14,985.61	14,991.18
ASTRAZENECA FINANCE LLC CORP NOTES (CALL) DTD 02/26/2024 4.800% 02/26/2027	04636NAK9	40,000.00	A	A2	02/21/24	02/26/24	39,932.80	4.86	666.67	39,940.07	39,893.40
CISCO SYSTEMS INC CORPORATE NOTES (CALLA) DTD 02/26/2024 4.800% 02/26/2027	17275RBO4	55,000.00	AA-	A1	02/21/24	02/26/24	54,928.50	4.85	916.67	54,936.24	54,848.86
DEERE & COMPANY CAPITAL CORP NOTE DTD 03/07/2024 4.850% 03/05/2027	24422EXM6	70,000.00	A	A1	03/04/24	03/07/24	69,934.90	4.88	1,075.08	69,941.32	69,759.48
NORTHWESTERN MUTUAL GLBL NOTES DTD 03/25/2024 5.070% 03/25/2027	66815L2R9	30,000.00	AA+	Aaa	03/18/24	03/25/24	29,996.70	5.07	405.60	29,996.97	30,026.13

**Managed Account Detail of Securities Held**

For the Month Ending **June 30, 2024**

**CITY OF DORAL TRANSPORTATION -** [REDACTED]

<b>Security Type/Description</b>	<b>Dated Date/Coupon/Maturity</b>	<b>CUSIP</b>	<b>Par</b>	<b>S&amp;P Rating</b>	<b>Moody's Rating</b>	<b>Trade Date</b>	<b>Settle Date</b>	<b>Original Cost</b>	<b>YTM at Cost</b>	<b>Accrued Interest</b>	<b>Amortized Cost</b>	<b>Market Value</b>
<b>Corporate Note</b>												
HORMEL FOODS CORP CORPORATE NOTES (CALLA) DTD 03/08/2024 4.800% 03/30/2027		440452AK6	30,000.00	A-	A1	03/05/24	03/08/24	29,970.90	4.83	452.00	29,973.69	29,822.07
BMW US CAPITAL LLC CORPORATE NOTES DTD 04/02/2024 4.900% 04/02/2027		05565ECH6	90,000.00	A	A2	03/25/24	04/02/24	89,892.90	4.94	1,090.25	89,901.10	89,565.03
ADOBE INC CORPORATE NOTES DTD 04/04/2024 4.850% 04/04/2027		00724PAE9	35,000.00	A+	A1	04/01/24	04/04/24	34,982.50	4.87	410.23	34,983.81	35,009.45
TORONTO-DOMINION BANK CORPORATE NOTES DTD 04/05/2024 4.980% 04/05/2027		89115A2W1	90,000.00	A	A1	03/26/24	04/05/24	90,000.00	4.98	1,070.70	90,000.00	89,460.90
BRIGHTHSE FIN GLBL FUND NOTES DTD 04/11/2024 5.550% 04/09/2027		10921U2J6	50,000.00	A+	A3	04/04/24	04/11/24	49,985.00	5.56	616.67	49,986.03	49,724.45
UNITEDHEALTH GROUP INC CORPORATE NOTES ( ) DTD 03/21/2024 4.600% 04/15/2027		91324PEY4	90,000.00	A+	A2	03/19/24	03/21/24	89,372.70	4.85	1,150.00	89,425.95	89,216.10
PACCAR FINANCIAL CORP CORPORATE NOTES DTD 05/13/2024 5.000% 05/13/2027		69371RT22	30,000.00	A+	A1	05/06/24	05/13/24	29,976.90	5.03	200.00	29,977.85	30,058.83
GOLDMAN SACHS BANK USA CORPORATE NOTES ( ) DTD 05/21/2024 5.414% 05/21/2027		38151LAG5	70,000.00	A+	A1	05/15/24	05/21/24	70,000.00	5.41	421.09	70,000.00	69,853.56
CANADIAN IMPERIAL BANK CORPORATE NOTES DTD 06/28/2024 5.237% 06/28/2027		13607L8C0	25,000.00	A-	A2	06/24/24	06/28/24	25,000.00	5.24	10.91	25,000.00	24,907.15
BP CAP MARKETS AMERICA CORPORATE NOTES ( ) DTD 05/17/2024 5.017% 11/17/2027		10373OBY5	70,000.00	A-	A1	05/15/24	05/17/24	70,000.00	5.02	429.23	70,000.00	69,863.01
MORGAN STANLEY CORP NOTES (CALLABLE) DTD 04/19/2024 5.652% 04/13/2028		61747YFP5	10,000.00	A-	A1	04/17/24	04/19/24	10,000.00	5.65	113.04	10,000.00	10,098.41

**Managed Account Detail of Securities Held**

For the Month Ending **June 30, 2024**

CITY OF DORAL TRANSPORTATION - [REDACTED]											
Security Type/Description	CUSIP	Par	S&P Rating	Moody's Rating	Trade Date	Settle Date	Original Cost	YTM at Cost	Accrued Interest	Amortized Cost	Market Value
Dated Date/Coupon/Maturity											
<b>Security Type Sub-Total</b>		<b>2,525,000.00</b>					<b>2,525,891.90</b>	<b>4.34</b>	<b>29,794.00</b>	<b>2,522,858.26</b>	<b>2,509,271.86</b>
<b>Asset-Backed Security</b>											
HAROT 2021-3 A3 DTD 08/25/2021 0.410% 11/18/2025	43815EAC8	4,952.92	AAA	NR	08/17/21	08/25/21	4,952.83	0.41	0.73	4,952.89	4,879.04
CARMX 2021-1 A3 DTD 01/27/2021 0.340% 12/15/2025	14316NAC3	3,856.59	AAA	NR	01/20/21	01/27/21	3,855.82	0.34	0.58	3,856.36	3,832.76
HAROT 2021-4 A3 DTD 11/24/2021 0.880% 01/21/2026	43815GAC3	5,993.61	NR	Aaa	11/16/21	11/24/21	5,992.34	0.89	1.47	5,993.13	5,872.24
DTRT 2022-1 A3 DTD 10/19/2022 5.230% 02/17/2026	233869AC0	38,037.89	NR	Aaa	10/12/22	10/19/22	38,035.36	5.23	88.42	38,036.65	37,951.03
HAROT 2022-1 A3 DTD 02/23/2022 1.880% 05/15/2026	43815BAC4	34,055.62	AAA	Aaa	02/15/22	02/23/22	34,050.50	1.88	28.46	34,053.35	33,370.46
CARMX 2021-3 A3 DTD 07/28/2021 0.550% 06/15/2026	14317DAC4	10,438.22	AAA	Aaa	07/21/21	07/28/21	10,436.50	0.55	2.55	10,437.53	10,217.49
FORDO 2022-A A3 DTD 01/24/2022 1.290% 06/15/2026	345286AC2	13,541.69	AAA	NR	01/19/22	01/24/22	13,540.08	1.29	7.76	13,540.97	13,282.80
BMWOT 2022-A A3 DTD 05/18/2022 3.210% 08/25/2026	05602RAD3	18,666.53	AAA	Aaa	05/10/22	05/18/22	18,665.57	3.21	9.99	18,666.05	18,414.12
CARMX 2021-4 A3 DTD 09/22/2021 0.560% 09/15/2026	14317JAD9	8,703.69	AAA	Aaa	09/14/21	09/22/21	8,702.68	0.56	2.17	8,703.24	8,471.98
JDOT 2022-A A3 DTD 03/16/2022 2.320% 09/16/2026	47787JAC2	24,987.18	NR	Aaa	03/10/22	03/16/22	24,981.65	2.33	25.76	24,984.47	24,494.66
HART 2022-A A3 DTD 03/16/2022 2.220% 10/15/2026	448977AD0	40,855.29	AAA	NR	03/09/22	03/16/22	40,853.72	2.22	40.31	40,854.51	40,082.55
ALLYA 2022-1 A3 DTD 05/18/2022 3.310% 11/15/2026	02008JAC0	46,638.36	AAA	Aaa	05/10/22	05/18/22	46,629.33	3.31	68.61	46,633.59	45,987.92
GMCAR 2022-1 A3 DTD 01/19/2022 1.260% 11/16/2026	380146AC4	13,395.37	AAA	NR	01/11/22	01/19/22	13,394.21	1.26	7.03	13,394.80	13,098.26

**Managed Account Detail of Securities Held**

For the Month Ending **June 30, 2024**

**CITY OF DORAL TRANSPORTATION -**

<b>Security Type/Description</b>	<b>Dated Date/Coupon/Maturity</b>	<b>CUSIP</b>	<b>Par</b>	<b>S&amp;P Rating</b>	<b>Moody's Rating</b>	<b>Trade Date</b>	<b>Settle Date</b>	<b>Original Cost</b>	<b>YTM at Cost</b>	<b>Accrued Interest</b>	<b>Amortized Cost</b>	<b>Market Value</b>
<b>Asset-Backed Security</b>												
CNH 2021-C A3 DTD 10/27/2021 0.810% 12/15/2026		12598LAC0	8,032.89	AAA	Aaa	10/19/21	10/27/21	8,031.96	0.81	2.89	8,032.45	7,807.17
HDMOT 2022-A A3 DTD 04/20/2022 3.060% 02/15/2027		41284YAD8	24,916.43	AAA	Aaa	04/12/22	04/20/22	24,912.28	3.06	33.89	24,914.17	24,572.01
GMCAR 2022-2 A3 DTD 04/13/2022 3.100% 02/16/2027		362585AC5	22,496.13	AAA	Aaa	04/05/22	04/13/22	22,491.42	3.10	29.06	22,493.58	22,137.44
CARMX 2022-2 A3 DTD 04/28/2022 3.490% 02/16/2027		14317HAC5	30,653.26	AAA	Aaa	04/21/22	04/28/22	30,648.60	3.49	47.55	30,650.71	30,216.60
TAOT 2022-C A3 DTD 08/16/2022 3.760% 04/15/2027		89231CAD9	25,000.00	AAA	NR	08/08/22	08/16/22	24,995.82	3.76	41.78	24,997.50	24,630.79
COPAR 2022-1 A3 DTD 05/04/2022 3.170% 04/15/2027		14043OAC6	29,069.55	AAA	NR	04/26/22	05/04/22	29,063.19	3.17	40.96	29,065.97	28,539.02
COMET 2022-A2 A DTD 06/14/2022 3.490% 05/15/2027		14041NGA3	80,000.00	AAA	NR	06/06/22	06/14/22	79,987.22	3.49	124.09	79,992.54	78,616.24
COPAR 2022-2 A3 DTD 08/10/2022 3.660% 05/17/2027		14043GAD6	35,000.00	AAA	Aaa	08/02/22	08/10/22	34,997.49	3.66	56.93	34,998.49	34,447.90
DCENT 2022-A2 A DTD 05/26/2022 3.320% 05/17/2027		254683CS2	80,000.00	NR	Aaa	05/19/22	05/26/22	79,993.50	3.32	118.04	79,996.24	78,502.67
JDOT 2022-C A3 DTD 10/19/2022 5.090% 06/15/2027		47800BAC2	70,000.00	NR	Aaa	10/12/22	10/19/22	69,994.57	5.09	158.36	69,996.55	69,681.26
CNH 2022-A A3 DTD 03/31/2022 2.940% 07/15/2027		12660DAC1	30,433.46	AAA	NR	03/24/22	03/31/22	30,431.20	2.94	39.77	30,432.16	29,759.26
DCENT 2022-A3 A3 DTD 08/09/2022 3.560% 07/15/2027		254683CW3	75,000.00	AAA	Aaa	08/02/22	08/09/22	74,990.69	3.56	118.67	74,994.27	73,546.53
CARMX 2022-4 A3 DTD 10/31/2022 5.340% 08/16/2027		14318UAD3	90,000.00	AAA	NR	10/26/22	10/31/22	89,978.90	5.35	213.60	89,986.24	89,800.69
MBART 2022-1 A3 DTD 11/22/2022 5.210% 08/16/2027		58768PAC8	100,000.00	AAA	Aaa	11/15/22	11/22/22	99,980.22	5.21	231.56	99,986.94	99,709.20

**Managed Account Detail of Securities Held**

For the Month Ending **June 30, 2024**

CITY OF DORAL TRANSPORTATION - [REDACTED]												
Security Type/Description			S&P	Moody's	Trade	Settle	Original	YTM	Accrued	Amortized	Market	
Dated Date/Coupon/Maturity	CUSIP	Par	Rating	Rating	Date	Date	Cost	at Cost	Interest	Cost	Value	
Asset-Backed Security												
BACCT 2022-A1 A1 DTD 06/16/2022 3.530% 11/15/2027	05522RDE5	30,000.00	NR	Aaa	06/09/22	06/16/22	29,998.13	3.53	47.07	29,998.84	29,454.34	
HAROT 2023-2 A3 DTD 05/30/2023 4.930% 11/15/2027	437927AC0	40,000.00	AAA	Aaa	05/23/23	05/30/23	39,993.52	4.93	87.64	39,995.10	39,786.80	
FORDO 2023-A A3 DTD 03/31/2023 4.650% 02/15/2028	344928AD8	30,000.00	AAA	NR	03/28/23	03/31/23	29,996.87	4.65	62.00	29,997.67	29,718.35	
TAOT 2023-B A3 DTD 05/23/2023 4.710% 02/15/2028	891941AD8	45,000.00	NR	Aaa	05/16/23	05/23/23	44,997.48	4.71	94.20	44,998.07	44,521.69	
BAAT 2023-1A A3 DTD 07/31/2023 5.530% 02/15/2028	06428AAC2	45,000.00	NR	Aaa	07/25/23	07/31/23	44,998.29	5.53	110.60	44,998.64	45,118.73	
GMCAR 2023-2 A3 DTD 04/12/2023 4.470% 02/16/2028	362583AD8	30,000.00	AAA	Aaa	04/04/23	04/12/23	29,999.18	4.47	55.88	29,999.39	29,664.89	
BMWOT 2023-A A3 DTD 07/18/2023 5.470% 02/25/2028	05592XAD2	20,000.00	AAA	NR	07/11/23	07/18/23	19,996.46	5.47	18.23	19,997.19	20,062.89	
NAROT 2023-B A3 DTD 10/25/2023 5.930% 03/15/2028	65480MAD5	25,000.00	NR	Aaa	10/18/23	10/25/23	24,994.93	5.94	65.89	24,995.64	25,241.21	
HART 2023-B A3 DTD 07/19/2023 5.480% 04/17/2028	44933XAD9	25,000.00	AAA	NR	07/11/23	07/19/23	24,998.92	5.48	60.89	24,999.14	25,069.06	
USAOT 2023-A A3 DTD 09/15/2023 5.580% 05/15/2028	90291VAC4	80,000.00	AAA	Aaa	09/07/23	09/15/23	79,986.00	5.58	198.40	79,988.13	80,157.80	
ALLYA 2023-1 A3 DTD 07/19/2023 5.460% 05/15/2028	02007WAC2	120,000.00	NR	Aaa	10/24/23	10/26/23	119,137.50	5.64	291.20	119,266.64	120,341.44	
BAAT 2023-2A A3 DTD 11/21/2023 5.740% 06/15/2028	06054YAC1	90,000.00	NR	Aaa	11/15/23	11/21/23	89,998.37	5.74	229.60	89,998.56	90,569.69	
HAROT 2023-4 A3 DTD 11/08/2023 5.670% 06/21/2028	438123AC5	20,000.00	NR	Aaa	11/01/23	11/08/23	19,996.48	5.67	31.50	19,996.92	20,159.67	
TAOT 2023-D A3 DTD 11/14/2023 5.540% 08/15/2028	89239FAD4	25,000.00	AAA	NR	11/07/23	11/14/23	24,997.31	5.54	61.56	24,997.63	25,201.41	

**Managed Account Detail of Securities Held**

For the Month Ending **June 30, 2024**

**CITY OF DORAL TRANSPORTATION - [REDACTED]**

<b>Security Type/Description</b>	<b>CUSIP</b>	<b>Par</b>	<b>S&amp;P Rating</b>	<b>Moody's Rating</b>	<b>Trade Date</b>	<b>Settle Date</b>	<b>Original Cost</b>	<b>YTM at Cost</b>	<b>Accrued Interest</b>	<b>Amortized Cost</b>	<b>Market Value</b>
<b>Asset-Backed Security</b>											
FITAT 2023-1 A3 DTD 08/23/2023 5.530% 08/15/2028	31680EAD3	70,000.00	AAA	Aaa	08/15/23	08/23/23	69,995.66	5.53	172.04	69,996.41	70,146.22
HAROT 2024-1 A3 DTD 02/21/2024 5.210% 08/15/2028	437918AC9	70,000.00	AAA	Aaa	02/13/24	02/21/24	69,996.96	5.21	162.09	69,997.18	69,948.45
CHAIT 2023-A1 A DTD 09/15/2023 5.160% 09/15/2028	161571HT4	100,000.00	AAA	NR	09/07/23	09/15/23	99,972.28	5.17	229.33	99,976.22	100,078.88
AMXCA 2023-3 A DTD 09/19/2023 5.230% 09/15/2028	02582JKD1	100,000.00	AAA	NR	09/12/23	09/19/23	99,995.53	5.23	232.44	99,996.16	100,368.53
TAOT 2024-A A3 DTD 01/30/2024 4.830% 10/16/2028	89238DAD0	25,000.00	AAA	Aaa	01/23/24	01/30/24	24,995.00	4.83	53.67	24,995.40	24,811.70
HART 2023-C A3 DTD 11/13/2023 5.540% 10/16/2028	44918CAD4	35,000.00	AAA	NR	11/03/23	11/13/23	34,995.40	5.54	86.18	34,995.92	35,223.51
JDOT 2024-A A3 DTD 03/19/2024 4.960% 11/15/2028	47800RAD5	20,000.00	NR	Aaa	03/11/24	03/19/24	19,998.88	4.96	44.09	19,998.94	19,915.93
MBART 2023-2 A3 DTD 10/25/2023 5.950% 11/15/2028	58769FAC9	35,000.00	AAA	NR	10/19/23	10/25/23	34,997.01	5.95	92.56	34,997.36	35,461.60
GMCAR 2024-1 A3 DTD 01/17/2024 4.850% 12/18/2028	36268GAD7	10,000.00	NR	Aaa	01/09/24	01/17/24	9,997.99	4.85	20.21	9,998.16	9,908.63
JDOT 2024-B A3 DTD 06/18/2024 5.730% 03/15/2029	47786WAD2	40,000.00	NR	Aaa	06/11/24	06/18/24	39,992.18	5.73	82.77	39,992.23	40,083.84
WOART 2024-A A3 DTD 02/14/2024 4.860% 03/15/2029	98164RAD8	60,000.00	AAA	NR	02/06/24	02/14/24	59,992.09	4.86	129.60	59,992.62	59,573.62
CHAOT 2024-1A A3 DTD 03/27/2024 5.130% 05/25/2029	16144BAC2	25,000.00	NR	Aaa	03/19/24	03/27/24	24,998.34	5.13	21.38	24,998.41	24,977.22
CNH 2024-A A3 DTD 01/24/2024 4.770% 06/15/2029	18978FAC0	25,000.00	AAA	Aaa	01/17/24	01/24/24	24,994.09	4.78	53.00	24,994.51	24,783.86
<b>Security Type Sub-Total</b>		<b>2,204,724.68</b>					<b>2,203,598.50</b>	<b>4.58</b>	<b>4,335.01</b>	<b>2,203,802.43</b>	<b>2,192,272.05</b>

**Managed Account Detail of Securities Held**

For the Month Ending **June 30, 2024**

CITY OF DORAL TRANSPORTATION - [REDACTED]											
Security Type/Description			S&P	Moody's	Trade	Settle	Original	YTM	Accrued	Amortized	Market
Dated Date/Coupon/Maturity	CUSIP	Par	Rating	Rating	Date	Date	Cost	at Cost	Interest	Cost	Value
<b>Managed Account Sub-Total</b>		<b>12,072,208.11</b>					<b>12,041,784.60</b>	<b>4.34</b>	<b>105,544.34</b>	<b>12,049,973.02</b>	<b>11,962,724.39</b>
<b>Securities Sub-Total</b>		<b>\$12,072,208.11</b>					<b>\$12,041,784.60</b>	<b>4.34%</b>	<b>\$105,544.34</b>	<b>\$12,049,973.02</b>	<b>\$11,962,724.39</b>
<b>Accrued Interest</b>											<b>\$105,544.34</b>
<b>Total Investments</b>											<b>\$12,068,268.73</b>

**Managed Account Fair Market Value & Analytics**

For the Month Ending **June 30, 2024**

**CITY OF DORAL TRANSPORTATION - [REDACTED]**

<b>Security Type/Description</b>	<b>CUSIP</b>	<b>Par</b>	<b>Broker</b>	<b>Next Call Date</b>	<b>Market Price</b>	<b>Market Value</b>	<b>Unreal G/L On Cost</b>	<b>Unreal G/L Amort Cost</b>	<b>Effective Duration</b>	<b>YTM at Mkt</b>
<b>U.S. Treasury Bond / Note</b>										
US TREASURY NOTES DTD 08/15/2022 3.125% 08/15/2025	91282CFE6	265,000.00	CITIGRP		97.89	259,410.14	(2,494.74)	(4,408.30)	1.11	5.07
US TREASURY NOTES DTD 10/15/2022 4.250% 10/15/2025	91282CFP1	20,000.00	BMO		99.05	19,809.38	19.54	0.47	1.27	5.02
US TREASURY NOTES DTD 10/15/2022 4.250% 10/15/2025	91282CFP1	330,000.00	JPM_CHA		99.05	326,854.70	(979.68)	(2,197.34)	1.27	5.02
US TREASURY NOTES DTD 11/15/2022 4.500% 11/15/2025	91282CFW6	340,000.00	MORGAN_		99.38	337,875.00	(5,617.97)	(3,757.65)	1.35	4.97
US TREASURY NOTES DTD 12/15/2022 4.000% 12/15/2025	91282CGA3	365,000.00	CITIGRP		98.70	360,266.39	(2,880.09)	(3,815.48)	1.43	4.93
US TREASURY NOTES DTD 01/15/2023 3.875% 01/15/2026	91282CGE5	370,000.00	JPM_CHA		98.50	364,450.00	(4,639.45)	(5,074.89)	1.49	4.90
US TREASURY NOTES DTD 02/15/2023 4.000% 02/15/2026	91282CGL9	85,000.00	MERRILL		98.64	83,844.53	(1,205.27)	(1,184.13)	1.57	4.88
US TREASURY NOTES DTD 02/15/2023 4.000% 02/15/2026	91282CGL9	420,000.00	MERRILL		98.64	414,290.60	1,542.16	(1,709.93)	1.57	4.88
US TREASURY NOTES DTD 04/15/2023 3.750% 04/15/2026	91282CGV7	25,000.00	CITIGRP		98.20	24,550.78	131.83	80.70	1.74	4.81
US TREASURY NOTES DTD 04/15/2023 3.750% 04/15/2026	91282CGV7	560,000.00	MORGAN_		98.20	549,937.47	(8,750.03)	(9,267.48)	1.74	4.81
US TREASURY NOTES DTD 05/15/2023 3.625% 05/15/2026	91282CHB0	535,000.00	JPM_CHA		97.95	524,049.19	(5,496.32)	(7,485.31)	1.83	4.78
US TREASURY NOTES DTD 06/15/2023 4.125% 06/15/2026	91282CHH7	230,000.00	MORGAN_		98.84	227,340.63	(1,069.14)	(1,609.99)	1.90	4.75
US TREASURY NOTES DTD 07/15/2023 4.500% 07/15/2026	91282CHM6	455,000.00	JPM_CHA		99.56	453,009.38	(1,137.50)	(1,401.28)	1.94	4.73
US TREASURY NOTES DTD 08/15/2023 4.375% 08/15/2026	91282CHU8	275,000.00	JPM_CHA		99.34	273,195.31	816.40	95.54	2.03	4.70
US TREASURY NOTES DTD 09/15/2023 4.625% 09/15/2026	91282CHY0	80,000.00	MERRILL		99.89	79,912.50	484.37	348.51	2.10	4.68
US TREASURY NOTES DTD 10/15/2023 4.625% 10/15/2026	91282CJC6	90,000.00	CITIGRP		99.91	89,915.63	35.16	10.35	2.19	4.67
US TREASURY N/B NOTES DTD 11/15/2023 4.625% 11/15/2026	91282CJK8	385,000.00	JPM_CHA		99.97	384,879.69	(3,293.55)	(2,720.96)	2.27	4.64

**Managed Account Fair Market Value & Analytics**

For the Month Ending **June 30, 2024**

**CITY OF DORAL TRANSPORTATION - [REDACTED]**

<b>Security Type/Description</b>	<b>Dated Date/Coupon/Maturity</b>	<b>CUSIP</b>	<b>Par</b>	<b>Broker</b>	<b>Next Call Date</b>	<b>Market Price</b>	<b>Market Value</b>	<b>Unreal G/L On Cost</b>	<b>Unreal G/L Amort Cost</b>	<b>Effective Duration</b>	<b>YTM at Mkt</b>
<b>U.S. Treasury Bond / Note</b>											
US TREASURY N/B NOTES		91282CJP7	635,000.00	JPM_CHA		99.44	631,428.13	(8,458.39)	(7,686.84)	2.36	4.62
DTD 12/15/2023 4.375% 12/15/2026											
US TREASURY N/B NOTES		91282CJT9	405,000.00	CITIGRP		98.55	399,114.86	(6,280.65)	(6,229.03)	2.40	4.61
DTD 01/15/2024 4.000% 01/15/2027											
US TREASURY N/B NOTES		91282CKA8	355,000.00	ACADEMY		98.86	350,950.80	(1,969.12)	(2,181.94)	2.48	4.59
DTD 02/15/2024 4.125% 02/15/2027											
US TREASURY N/B NOTES		91282CKE0	220,000.00	MERRILL		99.20	218,246.86	(180.48)	(299.33)	2.56	4.57
DTD 03/15/2024 4.250% 03/15/2027											
US TREASURY N/B NOTES		91282CKJ9	360,000.00	BARCLAY		99.86	359,493.77	2,067.21	1,942.00	2.64	4.55
DTD 04/15/2024 4.500% 04/15/2027											
US TREASURY N/B NOTES		91282CKR1	300,000.00	MERRILL		99.88	299,625.00	93.75	83.21	2.72	4.55
DTD 05/15/2024 4.500% 05/15/2027											
<b>Security Type Sub-Total</b>			<b>7,105,000.00</b>				<b>7,032,450.74</b>	<b>(49,261.96)</b>	<b>(58,469.10)</b>	<b>1.95</b>	<b>4.76</b>
<b>Federal Agency Mortgage-Backed Security</b>											
FANNIE MAE POOL FM4174		3140X7T82	15,929.97	OTHER		96.59	15,386.98	(1,506.25)	(1,205.54)	1.49	3.47
DTD 09/01/2020 3.000% 11/01/2032											
FN BM4614		3140J9DU2	9,767.94	INTL_FC		94.61	9,241.34	(1,167.62)	(1,008.05)	2.67	3.73
DTD 10/01/2018 3.000% 03/01/2033											
<b>Security Type Sub-Total</b>			<b>25,697.91</b>				<b>24,628.32</b>	<b>(2,673.87)</b>	<b>(2,213.59)</b>	<b>1.93</b>	<b>3.57</b>
<b>Federal Agency Commercial Mortgage-Backed Security</b>											
FHMS K058 A1		3137BSP64	48,250.92	BNP_PAR		96.40	46,514.32	736.26	7.54	1.18	4.22
DTD 11/09/2016 2.340% 07/01/2026											
FHMS K736 A2		3137FNWX4	65,000.00	INTL_FC		95.03	61,772.15	1,461.80	216.26	1.74	4.89
DTD 09/01/2019 2.282% 07/01/2026											
FHMS K082 A1		3137FJKD0	59,075.30	BNP_PAR		97.61	57,661.32	515.19	170.09	1.92	4.60
DTD 10/31/2018 3.920% 05/01/2028											
<b>Security Type Sub-Total</b>			<b>172,326.22</b>				<b>165,947.79</b>	<b>2,713.25</b>	<b>393.89</b>	<b>1.65</b>	<b>4.60</b>
<b>Federal Agency Collateralized Mortgage Obligation</b>											

**Managed Account Fair Market Value & Analytics**

For the Month Ending **June 30, 2024**

**CITY OF DORAL TRANSPORTATION - [REDACTED]**

<b>Security Type/Description</b>	<b>Dated Date/Coupon/Maturity</b>	<b>CUSIP</b>	<b>Par</b>	<b>Broker</b>	<b>Next Call Date</b>	<b>Market Price</b>	<b>Market Value</b>	<b>Unreal G/L On Cost</b>	<b>Unreal G/L Amort Cost</b>	<b>Effective Duration</b>	<b>YTM at Mkt</b>
<b>Federal Agency Collateralized Mortgage Obligation</b>											
Government National Mortgage Association DTD 09/30/2014 3.000% 09/01/2064		38375UPV6	7,085.06	OTHER		97.09	6,878.57	(643.56)	(609.42)	0.92	3.13
Government National Mortgage Association DTD 07/30/2019 2.500% 01/01/2069		38380LXE8	14,672.55	OTHER		97.03	14,237.16	(507.04)	(499.90)	0.77	2.61
Government National Mortgage Association DTD 01/30/2020 2.250% 12/01/2069		38380LV67	17,701.69	OTHER		96.25	17,037.90	(740.54)	(733.73)	0.94	2.39
<b>Security Type Sub-Total</b>			<b>39,459.30</b>				<b>38,153.63</b>	<b>(1,891.14)</b>	<b>(1,843.05)</b>	<b>0.87</b>	<b>2.61</b>
<b>Corporate Note</b>											
BB&T CORPORATION CORP BONDS DTD 07/29/2019 2.500% 08/01/2024		05531FBH5	35,000.00	MORGAN_	07/01/24	99.67	34,884.19	(2,058.31)	(115.81)	0.01	6.30
BB&T CORPORATION CORP BONDS DTD 07/29/2019 2.500% 08/01/2024		05531FBH5	50,000.00	MORGAN_	07/01/24	99.67	49,834.55	(1,835.45)	(165.45)	0.01	6.30
PRINCIPAL LFE GLB FND II NOTES DTD 01/11/2022 1.375% 01/10/2025		74256LET2	55,000.00	BARCLAY		97.88	53,833.78	(988.02)	(1,134.81)	0.53	5.51
NEW YORK LIFE GLOBAL FDG NOTES DTD 01/14/2022 1.450% 01/14/2025		64952WEK5	55,000.00	JPM_CHA		97.83	53,804.14	(1,136.46)	(1,185.18)	0.54	5.60
3M COMPANY (CALLABLE) CORP NOTES DTD 08/26/2019 2.000% 02/14/2025		88579YBH3	35,000.00	JPM_CHA	01/14/25	97.69	34,191.64	(2,195.76)	(1,034.62)	0.54	5.83
CINTAS CORPORATION NO. 2 CORP NOTE (CALL DTD 05/03/2022 3.450% 05/01/2025		17252MAP5	25,000.00	WELLS_F	04/01/25	98.40	24,599.73	(394.77)	(398.74)	0.75	5.43
JOHN DEERE CAPITAL CORP CORPORATE NOTES DTD 06/06/2022 3.400% 06/06/2025		24422EWF2	15,000.00	GOLDMAN		98.13	14,719.01	(277.54)	(279.92)	0.93	5.48
MORGAN STANLEY CORP NOTES DTD 07/23/2015 4.000% 07/23/2025		6174468C6	55,000.00	GOLDMAN		98.52	54,187.43	(1,068.87)	(898.30)	1.04	5.45
BANK OF AMERICA CORP NOTES (CALLABLE) DTD 09/25/2020 0.981% 09/25/2025		06051GJG5	60,000.00	OTHER	09/25/24	98.92	59,349.66	(650.34)	(650.34)	0.24	1.87
BANK OF AMERICA CORP NOTES (CALLABLE) DTD 09/25/2020 0.981% 09/25/2025		06051GJG5	60,000.00	MORGAN_	09/25/24	98.92	59,349.66	176.46	(378.56)	0.24	1.87

**Managed Account Fair Market Value & Analytics**

For the Month Ending **June 30, 2024**

**CITY OF DORAL TRANSPORTATION -** [REDACTED]

<b>Security Type/Description</b>	<b>CUSIP</b>	<b>Par</b>	<b>Broker</b>	<b>Next Call Date</b>	<b>Market Price</b>	<b>Market Value</b>	<b>Unreal G/L On Cost</b>	<b>Unreal G/L Amort Cost</b>	<b>Effective Duration</b>	<b>YTM at Mkt</b>
<b>Corporate Note</b>										
BANK OF MONTREAL CORPORATE NOTES DTD 09/25/2023 5.920% 09/25/2025	06368LWT9	60,000.00	BMO		100.46	60,277.86	277.86	277.86	1.20	5.53
PNC FINANCIAL SERVICES CORP NOTE (CALLAB DTD 10/28/2022 5.671% 10/28/2025	693475BH7	25,000.00	PNC	10/28/24	99.64	24,908.88	(91.12)	(91.12)	0.34	5.95
MICROSOFT CORP NOTES (CALLABLE) DTD 11/03/2015 3.125% 11/03/2025	594918BJ2	55,000.00	GOLDMAN	08/03/25	97.45	53,598.49	313.39	(571.99)	1.08	5.11
WESTPAC BANKING CORP CORPORATE NOTES DTD 11/17/2023 5.512% 11/17/2025	961214FL2	75,000.00	MORGAN_		100.49	75,365.40	365.40	365.40	1.34	5.14
LINDE INC/CT CORPORATE NOTES (CALLABLE) DTD 12/05/2022 4.700% 12/05/2025	53522KAB9	85,000.00	DEUTSCH	11/05/25	99.31	84,417.67	(490.53)	(538.61)	1.32	5.20
CATERPILLAR FINL SERVICE CORPORATE NOTES DTD 01/06/2023 4.800% 01/06/2026	14913R3B1	85,000.00	JPM_CHA		99.53	84,600.76	(377.99)	(388.50)	1.45	5.13
STATE STREET CORP (CALLABLE) CORPORATE N DTD 02/07/2022 1.746% 02/06/2026	857477BR3	25,000.00	GOLDMAN	02/26/25	97.57	24,391.73	(608.27)	(608.27)	0.66	3.32
JPMORGAN CHASE & CO CORP NOTES (CALLABLE DTD 02/24/2022 2.595% 02/24/2026	46647PCV6	85,000.00	JPM_CHA	02/24/25	98.02	83,319.81	(1,680.19)	(1,680.19)	0.65	3.84
JPMORGAN CHASE & CO (CALLABLE) CORPORATE DTD 04/26/2022 4.080% 04/26/2026	46647PCZ7	85,000.00	JPM_CHA	04/26/25	98.62	83,823.94	(1,176.06)	(1,176.06)	0.82	4.88
STATE STREET CORP NOTES (CALLABLE) DTD 05/18/2023 5.104% 05/18/2026	857477CB7	110,000.00	MERRILL	05/18/25	99.53	109,486.08	(513.92)	(513.92)	0.88	5.36
AMERICAN HONDA FINANCE CORPORATE NOTES DTD 07/07/2023 5.250% 07/07/2026	02665WEK3	35,000.00	SOCGEN		100.09	35,031.36	224.21	161.22	1.90	5.20
AMERICAN HONDA FINANCE CORPORATE NOTES DTD 07/07/2023 5.250% 07/07/2026	02665WEK3	50,000.00	MIZUHO		100.09	50,044.80	106.30	86.10	1.90	5.20

**Managed Account Fair Market Value & Analytics**

For the Month Ending **June 30, 2024**

**CITY OF DORAL TRANSPORTATION -** [REDACTED]

<b>Security Type/Description</b>	<b>Dated Date/Coupon/Maturity</b>	<b>CUSIP</b>	<b>Par</b>	<b>Broker</b>	<b>Next Call Date</b>	<b>Market Price</b>	<b>Market Value</b>	<b>Unreal G/L On Cost</b>	<b>Unreal G/L Amort Cost</b>	<b>Effective Duration</b>	<b>YTM at Mkt</b>
<b>Corporate Note</b>											
TOYOTA MOTOR CREDIT CORP CORPORATE NOTES	DTD 08/14/2023 5.000% 08/14/2026	89236TKX2	45,000.00	HSBC		99.73	44,877.24	(68.31)	(84.31)	2.01	5.13
PACIFIC LIFE GF II NOTES	DTD 08/30/2023 5.500% 08/28/2026	6944PL2W8	15,000.00	JPM_CHA		100.47	15,070.65	75.90	74.43	2.04	5.26
NEW YORK LIFE GLOBAL FDG NOTES	DTD 09/19/2023 5.450% 09/18/2026	64953BBF4	100,000.00	MERRILL		100.24	100,236.90	255.90	251.23	2.09	5.34
HOME DEPOT INC CORPORATE NOTES	DTD 12/04/2023 4.950% 09/30/2026	437076CV2	20,000.00	JPM_CHA		99.73	19,946.44	(9.76)	(18.18)	2.14	5.08
CANADIAN IMPERIAL BANK CORPORATE NOTES	DTD 10/03/2023 5.926% 10/02/2026	13607LWT6	45,000.00	CIBC		101.20	45,539.15	539.15	539.15	2.12	5.36
STATE STREET CORP NOTES (CALLABLE)	DTD 11/04/2022 5.751% 11/04/2026	857477BX0	20,000.00	DEUTSCH	11/04/25	100.43	20,085.98	85.98	85.98	1.31	5.55
PEPSICO INC CORPORATE NOTES (CALLABLE)	DTD 11/10/2023 5.125% 11/10/2026	713448FW3	25,000.00	MERRILL	10/10/26	100.38	25,095.95	102.70	101.34	2.17	4.95
PRINCIPAL LFE GLB FND II NOTES	DTD 01/16/2024 5.000% 01/16/2027	74256LEX3	15,000.00	WELLS_F		99.43	14,914.76	(79.39)	(80.23)	2.37	5.24
PRINCIPAL LFE GLB FND II NOTES	DTD 01/16/2024 5.000% 01/16/2027	74256LEX3	20,000.00	MKTX		99.43	19,886.34	(173.86)	(165.21)	2.37	5.24
NATIONAL RURAL UTIL COOP CORP NOTES (CAL)	DTD 02/05/2024 4.800% 02/05/2027	63743HFM9	90,000.00	PNC	01/05/27	99.42	89,473.59	(499.41)	(502.82)	2.36	5.04
TEXAS INSTRUMENTS CORP NOTES (CALLABLE)	DTD 02/08/2024 4.600% 02/08/2027	882508CE2	55,000.00	MERRILL	01/08/27	99.27	54,599.27	(365.53)	(369.90)	2.37	4.90
ELI LILLY & CO CORPORATE NOTES	DTD 02/09/2024 4.500% 02/09/2027	532457CJ5	55,000.00	DEUTSCH		98.96	54,427.01	(543.84)	(547.44)	2.45	4.93
BRISTOL-MYERS SQUIBB CORP NOTES (CALLABL)	DTD 02/22/2024 4.900% 02/22/2027	110122EE4	15,000.00	CITIGRP	01/22/27	99.94	14,991.18	7.38	5.57	2.40	4.92

**Managed Account Fair Market Value & Analytics**

For the Month Ending **June 30, 2024**

**CITY OF DORAL TRANSPORTATION - [REDACTED]**

<b>Security Type/Description</b>	<b>Dated Date/Coupon/Maturity</b>	<b>CUSIP</b>	<b>Par</b>	<b>Broker</b>	<b>Next Call Date</b>	<b>Market Price</b>	<b>Market Value</b>	<b>Unreal G/L On Cost</b>	<b>Unreal G/L Amort Cost</b>	<b>Effective Duration</b>	<b>YTM at Mkt</b>
<b>Corporate Note</b>											
ASTRAZENECA FINANCE LLC CORP NOTES (CALL DTD 02/26/2024 4.800% 02/26/2027		04636NAK9	40,000.00	CITIGRP	01/26/27	99.73	39,893.40	(39.40)	(46.67)	2.42	4.91
CISCO SYSTEMS INC CORPORATE NOTES (CALLA DTD 02/26/2024 4.800% 02/26/2027		17275RBO4	55,000.00	DEUTSCH	01/26/27	99.73	54,848.86	(79.64)	(87.38)	2.42	4.91
DEERE & COMPANY CAPITAL CORP NOTE DTD 03/07/2024 4.850% 03/05/2027		24422EXM6	70,000.00	BARCLAY		99.66	69,759.48	(175.42)	(181.84)	2.51	4.99
NORTHWESTERN MUTUAL GLBL NOTES DTD 03/25/2024 5.070% 03/25/2027		66815L2R9	30,000.00	MORGAN_		100.09	30,026.13	29.43	29.16	2.56	5.04
HORMEL FOODS CORP CORPORATE NOTES (CALLA DTD 03/08/2024 4.800% 03/30/2027		440452AK6	30,000.00	WELLS_F	02/28/27	99.41	29,822.07	(148.83)	(151.62)	2.50	5.03
BMW US CAPITAL LLC CORPORATE NOTES DTD 04/02/2024 4.900% 04/02/2027		05565ECH6	90,000.00	JPM_CHA		99.52	89,565.03	(327.87)	(336.07)	2.59	5.09
ADOBE INC CORPORATE NOTES DTD 04/04/2024 4.850% 04/04/2027		00724PAE9	35,000.00	MERRILL		100.03	35,009.45	26.95	25.64	2.59	4.84
TORONTO-DOMINION BANK CORPORATE NOTES DTD 04/05/2024 4.980% 04/05/2027		89115A2W1	90,000.00	TD		99.40	89,460.90	(539.10)	(539.10)	2.59	5.22
BRIGHTHSE FIN GLBL FUND NOTES DTD 04/11/2024 5.550% 04/09/2027		10921U2J6	50,000.00	JPM_CHA		99.45	49,724.45	(260.55)	(261.58)	2.58	5.77
UNITEDHEALTH GROUP INC CORPORATE NOTES ( DTD 03/21/2024 4.600% 04/15/2027		91324PEY4	90,000.00	MERRILL	03/15/27	99.13	89,216.10	(156.60)	(209.85)	2.55	4.94
PACCAR FINANCIAL CORP CORPORATE NOTES DTD 05/13/2024 5.000% 05/13/2027		69371RT22	30,000.00	WELLS_F		100.20	30,058.83	81.93	80.98	2.70	4.93
GOLDMAN SACHS BANK USA CORPORATE NOTES ( DTD 05/21/2024 5.414% 05/21/2027		38151LAG5	70,000.00	GOLDMAN	05/21/26	99.79	69,853.56	(146.44)	(146.44)	1.82	5.49
CANADIAN IMPERIAL BANK CORPORATE NOTES DTD 06/28/2024 5.237% 06/28/2027		13607L8C0	25,000.00	CIBC		99.63	24,907.15	(92.85)	(92.85)	2.81	5.37

Managed Account Fair Market Value & Analytics

For the Month Ending June 30, 2024

CITY OF DORAL TRANSPORTATION - [REDACTED]

Security Type/Description Dated Date/Coupon/Maturity	CUSIP	Par	Broker	Next Call Date	Market Price	Market Value	Unreal G/L On Cost	Unreal G/L Amort Cost	Effective Duration	YTM at Mkt
<b>Corporate Note</b>										
BP CAP MARKETS AMERICA CORPORATE NOTES ( DTD 05/17/2024 5.017% 11/17/2027	10373OBY5	70,000.00	DEUTSCH	10/17/27	99.80	69,863.01	(136.99)	(136.99)	3.07	5.08
MORGAN STANLEY CORP NOTES (CALLABLE) DTD 04/19/2024 5.652% 04/13/2028	61747YFP5	10,000.00	MORGAN_	04/13/27	100.98	10,098.41	98.41	98.41	2.59	5.36
<b>Security Type Sub-Total</b>		<b>2,525,000.00</b>				<b>2,509,271.86</b>	<b>(16,620.04)</b>	<b>(13,586.40)</b>	<b>1.67</b>	<b>5.02</b>
<b>Asset-Backed Security</b>										
HAROT 2021-3 A3 DTD 08/25/2021 0.410% 11/18/2025	43815EAC8	4,952.92	BARCLAY		98.51	4,879.04	(73.79)	(73.85)	0.28	1.50
CARMX 2021-1 A3 DTD 01/27/2021 0.340% 12/15/2025	14316NAC3	3,856.59	OTHER		99.38	3,832.76	(23.06)	(23.60)	0.10	0.77
HAROT 2021-4 A3 DTD 11/24/2021 0.880% 01/21/2026	43815GAC3	5,993.61	MERRILL		97.98	5,872.24	(120.10)	(120.89)	0.42	2.20
DTRT 2022-1 A3 DTD 10/19/2022 5.230% 02/17/2026	233869AC0	38,037.89	JPM_CHA		99.77	37,951.03	(84.33)	(85.62)	0.51	5.38
HAROT 2022-1 A3 DTD 02/23/2022 1.880% 05/15/2026	43815BAC4	34,055.62	JPM_CHA		97.99	33,370.46	(680.04)	(682.89)	0.51	2.98
CARMX 2021-3 A3 DTD 07/28/2021 0.550% 06/15/2026	14317DAC4	10,438.22	RBC		97.89	10,217.49	(219.01)	(220.04)	0.36	1.65
FORDO 2022-A A3 DTD 01/24/2022 1.290% 06/15/2026	345286AC2	13,541.69	CITIGRP		98.09	13,282.80	(257.28)	(258.17)	0.43	2.29
BMWOT 2022-A A3 DTD 05/18/2022 3.210% 08/25/2026	05602RAD3	18,666.53	RBC		98.65	18,414.12	(251.45)	(251.93)	0.53	3.87
CARMX 2021-4 A3 DTD 09/22/2021 0.560% 09/15/2026	14317JAD9	8,703.69	BARCLAY		97.34	8,471.98	(230.70)	(231.26)	0.43	1.79
JDOT 2022-A A3 DTD 03/16/2022 2.320% 09/16/2026	47787JAC2	24,987.18	MERRILL		98.03	24,494.66	(486.99)	(489.81)	0.55	3.24
HART 2022-A A3 DTD 03/16/2022 2.220% 10/15/2026	448977AD0	40,855.29	MERRILL		98.11	40,082.55	(771.17)	(771.96)	0.50	3.08
ALLYA 2022-1 A3 DTD 05/18/2022 3.310% 11/15/2026	02008JAC0	46,638.36	BARCLAY		98.61	45,987.92	(641.41)	(645.67)	0.49	3.93

**Managed Account Fair Market Value & Analytics**

For the Month Ending **June 30, 2024**

**CITY OF DORAL TRANSPORTATION - [REDACTED]**

<b>Security Type/Description</b>	<b>CUSIP</b>	<b>Par</b>	<b>Broker</b>	<b>Next Call Date</b>	<b>Market Price</b>	<b>Market Value</b>	<b>Unreal G/L On Cost</b>	<b>Unreal G/L Amort Cost</b>	<b>Effective Duration</b>	<b>YTM at Mkt</b>
<b>Asset-Backed Security</b>										
GMCAR 2022-1 A3 DTD 01/19/2022 1.260% 11/16/2026	380146AC4	13,395.37	BNP_PAR		97.78	13,098.26	(295.95)	(296.54)	0.51	2.22
CNH 2021-C A3 DTD 10/27/2021 0.810% 12/15/2026	12598LAC0	8,032.89	WELLS_F		97.19	7,807.17	(224.79)	(225.28)	0.55	1.98
HDMOT 2022-A A3 DTD 04/20/2022 3.060% 02/15/2027	41284YAD8	24,916.43	WELLS_F		98.62	24,572.01	(340.27)	(342.16)	0.47	3.61
GMCAR 2022-2 A3 DTD 04/13/2022 3.100% 02/16/2027	362585AC5	22,496.13	RBC		98.41	22,137.44	(353.98)	(356.14)	0.63	3.74
CARMX 2022-2 A3 DTD 04/28/2022 3.490% 02/16/2027	14317HAC5	30,653.26	MERRILL		98.58	30,216.60	(432.00)	(434.11)	0.56	4.06
TAOT 2022-C A3 DTD 08/16/2022 3.760% 04/15/2027	89231CAD9	25,000.00	CITIGRP		98.52	24,630.79	(365.03)	(366.71)	0.78	4.32
COPAR 2022-1 A3 DTD 05/04/2022 3.170% 04/15/2027	14043QAC6	29,069.55	WELLS_F		98.18	28,539.02	(524.17)	(526.95)	0.69	3.86
COMET 2022-A2 A DTD 06/14/2022 3.490% 05/15/2027	14041NGA3	80,000.00	RBC		98.27	78,616.24	(1,370.98)	(1,376.30)	0.84	4.13
COPAR 2022-2 A3 DTD 08/10/2022 3.660% 05/17/2027	14043GAD6	35,000.00	JPM_CHA		98.42	34,447.90	(549.59)	(550.59)	0.74	4.24
DCENT 2022-A2 A DTD 05/26/2022 3.320% 05/17/2027	254683CS2	80,000.00	RBC		98.13	78,502.67	(1,490.83)	(1,493.57)	0.84	4.01
JDOT 2022-C A3 DTD 10/19/2022 5.090% 06/15/2027	47800BAC2	70,000.00	CITIGRP		99.54	69,681.26	(313.31)	(315.29)	0.91	5.26
CNH 2022-A A3 DTD 03/31/2022 2.940% 07/15/2027	12660DAC1	30,433.46	CITIGRP		97.78	29,759.26	(671.94)	(672.90)	0.88	3.71
DCENT 2022-A3 A3 DTD 08/09/2022 3.560% 07/15/2027	254683CW3	75,000.00	MERRILL		98.06	73,546.53	(1,444.16)	(1,447.74)	0.99	4.24
CARMX 2022-4 A3 DTD 10/31/2022 5.340% 08/16/2027	14318UAD3	90,000.00	BARCLAY		99.78	89,800.69	(178.21)	(185.55)	0.82	5.42
MBART 2022-1 A3 DTD 11/22/2022 5.210% 08/16/2027	58768PAC8	100,000.00	SMBC		99.71	99,709.20	(271.02)	(277.74)	0.76	5.31
BACCT 2022-A1 A1 DTD 06/16/2022 3.530% 11/15/2027	05522RDE5	30,000.00	MERRILL		98.18	29,454.34	(543.79)	(544.50)	0.92	4.11
HAROT 2023-2 A3 DTD 05/30/2023 4.930% 11/15/2027	43792TAC0	40,000.00	BARCLAY		99.47	39,786.80	(206.72)	(208.30)	1.43	5.10

**Managed Account Fair Market Value & Analytics**

For the Month Ending **June 30, 2024**

**CITY OF DORAL TRANSPORTATION -** [REDACTED]

<b>Security Type/Description</b>	<b>CUSIP</b>	<b>Par</b>	<b>Broker</b>	<b>Next Call Date</b>	<b>Market Price</b>	<b>Market Value</b>	<b>Unreal G/L On Cost</b>	<b>Unreal G/L Amort Cost</b>	<b>Effective Duration</b>	<b>YTM at Mkt</b>
<b>Asset-Backed Security</b>										
FORDO 2023-A A3 DTD 03/31/2023 4.650% 02/15/2028	344928AD8	30,000.00	BNP_PAR		99.06	29,718.35	(278.52)	(279.32)	1.25	4.93
TAOT 2023-B A3 DTD 05/23/2023 4.710% 02/15/2028	891941AD8	45,000.00	RBC		98.94	44,521.69	(475.79)	(476.38)	1.39	5.03
BAAT 2023-1A A3 DTD 07/31/2023 5.530% 02/15/2028	06428AAC2	45,000.00	MERRILL		100.26	45,118.73	120.44	120.09	1.37	5.45
GMCAR 2023-2 A3 DTD 04/12/2023 4.470% 02/16/2028	362583AD8	30,000.00	MERRILL		98.88	29,664.89	(334.29)	(334.50)	1.24	4.81
BMWOT 2023-A A3 DTD 07/18/2023 5.470% 02/25/2028	05592XAD2	20,000.00	TD		100.31	20,062.89	66.43	65.70	1.37	5.37
NAROT 2023-B A3 DTD 10/25/2023 5.930% 03/15/2028	65480MAD5	25,000.00	MIZUHO		100.96	25,241.21	246.28	245.57	1.57	5.64
HART 2023-B A3 DTD 07/19/2023 5.480% 04/17/2028	44933XAD9	25,000.00	BARCLAY		100.28	25,069.06	70.14	69.92	1.47	5.40
USAOT 2023-A A3 DTD 09/15/2023 5.580% 05/15/2028	90291VAC4	80,000.00	JPM_CHA		100.20	80,157.80	171.80	169.67	1.22	5.52
ALLYA 2023-1 A3 DTD 07/19/2023 5.460% 05/15/2028	02007WAC2	120,000.00	MITSU		100.28	120,341.44	1,203.94	1,074.80	1.37	5.38
BAAT 2023-2A A3 DTD 11/21/2023 5.740% 06/15/2028	06054YAC1	90,000.00	MERRILL		100.63	90,569.69	571.32	571.13	1.60	5.56
HAROT 2023-4 A3 DTD 11/08/2023 5.670% 06/21/2028	438123AC5	20,000.00	JPM_CHA		100.80	20,159.67	163.19	162.75	1.76	5.45
TAOT 2023-D A3 DTD 11/14/2023 5.540% 08/15/2028	89239FAD4	25,000.00	JPM_CHA		100.81	25,201.41	204.10	203.78	1.84	5.32
FITAT 2023-1 A3 DTD 08/23/2023 5.530% 08/15/2028	31680EAD3	70,000.00	JPM_CHA		100.21	70,146.22	150.56	149.81	1.59	5.47
HAROT 2024-1 A3 DTD 02/21/2024 5.210% 08/15/2028	437918AC9	70,000.00	MITSU		99.93	69,948.45	(48.51)	(48.73)	1.86	5.23
CHAIT 2023-A1 A DTD 09/15/2023 5.160% 09/15/2028	161571HT4	100,000.00	JPM_CHA		100.08	100,078.88	106.60	102.66	2.03	5.14
AMXCA 2023-3 A DTD 09/19/2023 5.230% 09/15/2028	02582JKD1	100,000.00	CITIGRP		100.37	100,368.53	373.00	372.37	2.03	5.13
TAOT 2024-A A3 DTD 01/30/2024 4.830% 10/16/2028	89238DAD0	25,000.00	MERRILL		99.25	24,811.70	(183.30)	(183.70)	1.91	5.03

Managed Account Fair Market Value & Analytics

For the Month Ending June 30, 2024

CITY OF DORAL TRANSPORTATION - [REDACTED]

Security Type/Description Dated Date/Coupon/Maturity	CUSIP	Par	Broker	Next Call Date	Market Price	Market Value	Unreal G/L On Cost	Unreal G/L Amort Cost	Effective Duration	YTM at Mkt
<b>Asset-Backed Security</b>										
HART 2023-C A3 DTD 11/13/2023 5.540% 10/16/2028	44918CAD4	35,000.00	BNP_PAR		100.64	35,223.51	228.11	227.59	1.86	5.37
JDOT 2024-A A3 DTD 03/19/2024 4.960% 11/15/2028	47800RAD5	20,000.00	CITIGRP		99.58	19,915.93	(82.95)	(83.01)	1.98	5.07
MBART 2023-2 A3 DTD 10/25/2023 5.950% 11/15/2028	58769FAC9	35,000.00	MERRILL		101.32	35,461.60	464.59	464.24	1.60	5.61
GMCAR 2024-1 A3 DTD 01/17/2024 4.850% 12/18/2028	36268GAD7	10,000.00	BARCLAY		99.09	9,908.63	(89.36)	(89.53)	1.97	5.08
JDOT 2024-B A3 DTD 06/18/2024 5.730% 03/15/2029	47786WAD2	40,000.00	RBC		100.21	40,083.84	91.66	91.61	4.14	5.68
WOART 2024-A A3 DTD 02/14/2024 4.860% 03/15/2029	98164RAD8	60,000.00	MIZUHO		99.29	59,573.62	(418.47)	(419.00)	2.07	5.03
CHAOT 2024-1A A3 DTD 03/27/2024 5.130% 05/25/2029	16144BAC2	25,000.00	JPM_CHA		99.91	24,977.22	(21.12)	(21.19)	2.16	5.15
CNH 2024-A A3 DTD 01/24/2024 4.770% 06/15/2029	18978FAC0	25,000.00	MERRILL		99.14	24,783.86	(210.23)	(210.65)	2.00	4.97
<b>Security Type Sub-Total</b>		<b>2,204,724.68</b>				<b>2,192,272.05</b>	<b>(11,326.45)</b>	<b>(11,530.38)</b>	<b>1.29</b>	<b>4.80</b>
<b>Managed Account Sub-Total</b>		<b>12,072,208.11</b>				<b>11,962,724.39</b>	<b>(79,060.21)</b>	<b>(87,248.63)</b>	<b>1.76</b>	<b>4.81</b>
<b>Securities Sub-Total</b>		<b>\$12,072,208.11</b>				<b>\$11,962,724.39</b>	<b>(\$79,060.21)</b>	<b>(\$87,248.63)</b>	<b>1.76</b>	<b>4.81%</b>
<b>Accrued Interest</b>						<b>\$105,544.34</b>				
<b>Total Investments</b>						<b>\$12,068,268.73</b>				

**Managed Account Security Transactions & Interest**

For the Month Ending **June 30, 2024**

**CITY OF DORAL TRANSPORTATION - [REDACTED]**

Transaction Type		Security Description	CUSIP	Par	Principal Proceeds	Accrued Interest	Total	Realized G/L Cost	Realized G/L Amort Cost	Sale Method
Trade	Settle									
<b>BUY</b>										
06/04/24	06/05/24	US TREASURY N/B NOTES DTD 05/15/2024 4.500% 05/15/2027	91282CKR1	300,000.00	(299,531.25)	(770.38)	(300,301.63)			
06/11/24	06/18/24	JDOT 2024-B A3 DTD 06/18/2024 5.730% 03/15/2029	47786WAD2	40,000.00	(39,992.18)	0.00	(39,992.18)			
06/24/24	06/28/24	CANADIAN IMPERIAL BANK CORPORATE NOTES DTD 06/28/2024 5.237% 06/28/2027	13607L8C0	25,000.00	(25,000.00)	0.00	(25,000.00)			

**Transaction Type Sub-Total** **365,000.00** **(364,523.43)** **(770.38)** **(365,293.81)**

<b>INTEREST</b>										
06/01/24	06/01/24	Government National Mortgage Association DTD 07/30/2019 2.500% 01/01/2069	38380LXE8	16,758.64	0.00	34.91	34.91			
06/01/24	06/01/24	Government National Mortgage Association DTD 01/30/2020 2.250% 12/01/2069	38380LV67	18,388.81	0.00	34.48	34.48			
06/01/24	06/01/24	Government National Mortgage Association DTD 09/30/2014 3.000% 09/01/2064	38375UPV6	10,804.80	0.00	27.01	27.01			
06/01/24	06/25/24	FN BM4614 DTD 10/01/2018 3.000% 03/01/2033	3140J9DU2	9,950.34	0.00	24.88	24.88			
06/01/24	06/25/24	FANNIE MAE POOL FM4174 DTD 09/01/2020 3.000% 11/01/2032	3140X7T82	16,535.97	0.00	41.34	41.34			
06/01/24	06/25/24	FHMS K058 A1 DTD 11/09/2016 2.340% 07/01/2026	3137BSP64	49,791.87	0.00	97.09	97.09			
06/01/24	06/25/24	FHMS K082 A1 DTD 10/31/2018 3.920% 05/01/2028	3137FJKD0	59,974.68	0.00	195.92	195.92			
06/01/24	06/25/24	FHMS K736 A2 DTD 09/01/2019 2.282% 07/01/2026	3137FNWX4	65,000.00	0.00	123.61	123.61			
06/03/24	06/03/24	MONEY MARKET FUND	MONEY0002	0.00	0.00	219.80	219.80			
06/05/24	06/05/24	LINDE INC/CT CORPORATE NOTES (CALLABLE) DTD 12/05/2022 4.700% 12/05/2025	53522KAB9	85,000.00	0.00	1,997.50	1,997.50			

**Managed Account Security Transactions & Interest**

For the Month Ending **June 30, 2024**

CITY OF DORAL TRANSPORTATION - [REDACTED]

Transaction Type		Security Description	CUSIP	Par	Principal Proceeds	Accrued Interest	Total	Realized G/L Cost	Realized G/L Amort Cost	Sale Method
Trade	Settle									
<b>INTEREST</b>										
06/06/24	06/06/24	JOHN DEERE CAPITAL CORP CORPORATE NOTES DTD 06/06/2022 3.400% 06/06/2025	24422EWF2	15,000.00	0.00	255.00	255.00			
06/15/24	06/15/24	ALLYA 2023-1 A3 DTD 07/19/2023 5.460% 05/15/2028	02007WAC2	120,000.00	0.00	546.00	546.00			
06/15/24	06/15/24	FITAT 2023-1 A3 DTD 08/23/2023 5.530% 08/15/2028	31680EAD3	70,000.00	0.00	322.58	322.58			
06/15/24	06/15/24	TAOT 2024-A A3 DTD 01/30/2024 4.830% 10/16/2028	89238DAD0	25,000.00	0.00	100.63	100.63			
06/15/24	06/15/24	COMET 2022-A2 A DTD 06/14/2022 3.490% 05/15/2027	14041NGA3	80,000.00	0.00	232.67	232.67			
06/15/24	06/15/24	HAROT 2022-1 A3 DTD 02/23/2022 1.880% 05/15/2026	43815BAC4	37,185.33	0.00	58.26	58.26			
06/15/24	06/15/24	HAROT 2024-1 A3 DTD 02/21/2024 5.210% 08/15/2028	437918AC9	70,000.00	0.00	303.92	303.92			
06/15/24	06/15/24	DCENT 2022-A3 A3 DTD 08/09/2022 3.560% 07/15/2027	254683CW3	75,000.00	0.00	222.50	222.50			
06/15/24	06/15/24	HAROT 2023-2 A3 DTD 05/30/2023 4.930% 11/15/2027	437927AC0	40,000.00	0.00	164.33	164.33			
06/15/24	06/15/24	CNH 2024-A A3 DTD 01/24/2024 4.770% 06/15/2029	18978FAC0	25,000.00	0.00	99.38	99.38			
06/15/24	06/15/24	FORDO 2022-A A3 DTD 01/24/2022 1.290% 06/15/2026	345286AC2	14,966.47	0.00	16.09	16.09			
06/15/24	06/15/24	BAAT 2023-2A A3 DTD 11/21/2023 5.740% 06/15/2028	06054YAC1	90,000.00	0.00	430.50	430.50			
06/15/24	06/15/24	NAROT 2023-B A3 DTD 10/25/2023 5.930% 03/15/2028	65480MAD5	25,000.00	0.00	123.54	123.54			
06/15/24	06/15/24	HART 2023-C A3 DTD 11/13/2023 5.540% 10/16/2028	44918CAD4	35,000.00	0.00	161.58	161.58			
06/15/24	06/15/24	CHAIT 2023-A1 A DTD 09/15/2023 5.160% 09/15/2028	161571HT4	100,000.00	0.00	430.00	430.00			
06/15/24	06/15/24	CARMX 2021-4 A3 DTD 09/22/2021 0.560% 09/15/2026	14317JAD9	9,490.85	0.00	4.43	4.43			

**Managed Account Security Transactions & Interest**

For the Month Ending **June 30, 2024**

CITY OF DORAL TRANSPORTATION - [REDACTED]

Transaction Type		Security Description	CUSIP	Par	Principal Proceeds	Accrued Interest	Total	Realized G/L Cost	Realized G/L Amort Cost	Sale Method
Trade	Settle									
<b>INTEREST</b>										
06/15/24	06/15/24	USAOT 2023-A A3 DTD 09/15/2023 5.580% 05/15/2028	90291VAC4	80,000.00	0.00	372.00	372.00			
06/15/24	06/15/24	US TREASURY NOTES DTD 06/15/2023 4.125% 06/15/2026	91282CHH7	230,000.00	0.00	4,743.75	4,743.75			
06/15/24	06/15/24	FORDO 2023-A A3 DTD 03/31/2023 4.650% 02/15/2028	344928AD8	30,000.00	0.00	116.25	116.25			
06/15/24	06/15/24	HDMOT 2022-A A3 DTD 04/20/2022 3.060% 02/15/2027	41284YAD8	27,229.79	0.00	69.44	69.44			
06/15/24	06/15/24	US TREASURY N/B NOTES DTD 12/15/2023 4.375% 12/15/2026	91282CJP7	635,000.00	0.00	13,890.63	13,890.63			
06/15/24	06/15/24	HART 2022-A A3 DTD 03/16/2022 2.220% 10/15/2026	448977AD0	44,538.54	0.00	82.40	82.40			
06/15/24	06/15/24	COPAR 2022-2 A3 DTD 08/10/2022 3.660% 05/17/2027	14043GAD6	35,000.00	0.00	106.75	106.75			
06/15/24	06/15/24	WOART 2024-A A3 DTD 02/14/2024 4.860% 03/15/2029	98164RAD8	60,000.00	0.00	243.00	243.00			
06/15/24	06/15/24	CARMX 2021-3 A3 DTD 07/28/2021 0.550% 06/15/2026	14317DAC4	11,596.55	0.00	5.32	5.32			
06/15/24	06/15/24	DCENT 2022-A2 A DTD 05/26/2022 3.320% 05/17/2027	254683CS2	80,000.00	0.00	221.33	221.33			
06/15/24	06/15/24	BAAT 2023-1A A3 DTD 07/31/2023 5.530% 02/15/2028	06428AAC2	45,000.00	0.00	207.38	207.38			
06/15/24	06/15/24	MBART 2023-2 A3 DTD 10/25/2023 5.950% 11/15/2028	58769FAC9	35,000.00	0.00	173.54	173.54			
06/15/24	06/15/24	CARMX 2022-2 A3 DTD 04/28/2022 3.490% 02/16/2027	14317HAC5	32,853.25	0.00	95.55	95.55			
06/15/24	06/15/24	TAOT 2023-D A3 DTD 11/14/2023 5.540% 08/15/2028	89239FAD4	25,000.00	0.00	115.42	115.42			
06/15/24	06/15/24	CNH 2021-C A3 DTD 10/27/2021 0.810% 12/15/2026	12598LAC0	8,645.71	0.00	5.84	5.84			
06/15/24	06/15/24	US TREASURY NOTES DTD 12/15/2022 4.000% 12/15/2025	91282CGA3	365,000.00	0.00	7,300.00	7,300.00			
06/15/24	06/15/24	HART 2023-B A3 DTD 07/19/2023 5.480% 04/17/2028	44933XAD9	25,000.00	0.00	114.17	114.17			

**Managed Account Security Transactions & Interest**

For the Month Ending **June 30, 2024**

CITY OF DORAL TRANSPORTATION - [REDACTED]										
Transaction Type		Security Description	CUSIP	Par	Principal Proceeds	Accrued Interest	Total	Realized G/L Cost	Realized G/L Amort Cost	Sale Method
Trade	Settle									
<b>INTEREST</b>										
06/15/24	06/15/24	BACCT 2022-A1 A1 DTD 06/16/2022 3.530% 11/15/2027	05522RDE5	30,000.00	0.00	88.25	88.25			
06/15/24	06/15/24	TAOT 2022-C A3 DTD 08/16/2022 3.760% 04/15/2027	89231CAD9	25,000.00	0.00	78.33	78.33			
06/15/24	06/15/24	AMXCA 2023-3 A DTD 09/19/2023 5.230% 09/15/2028	02582JKD1	100,000.00	0.00	435.83	435.83			
06/15/24	06/15/24	JDOT 2022-A A3 DTD 03/16/2022 2.320% 09/16/2026	47787JAC2	26,679.38	0.00	51.58	51.58			
06/15/24	06/15/24	JDOT 2024-A A3 DTD 03/19/2024 4.960% 11/15/2028	47800RAD5	20,000.00	0.00	82.67	82.67			
06/15/24	06/15/24	ALLYA 2022-1 A3 DTD 05/18/2022 3.310% 11/15/2026	02008JAC0	50,648.90	0.00	139.71	139.71			
06/15/24	06/15/24	DTRT 2022-1 A3 DTD 10/19/2022 5.230% 02/17/2026	233869AC0	41,663.56	0.00	181.58	181.58			
06/15/24	06/15/24	CNH 2022-A A3 DTD 03/31/2022 2.940% 07/15/2027	12660DAC1	30,995.35	0.00	75.94	75.94			
06/15/24	06/15/24	MBART 2022-1 A3 DTD 11/22/2022 5.210% 08/16/2027	58768PAC8	100,000.00	0.00	434.17	434.17			
06/15/24	06/15/24	CARMX 2022-4 A3 DTD 10/31/2022 5.340% 08/16/2027	14318UAD3	90,000.00	0.00	400.50	400.50			
06/15/24	06/15/24	TAOT 2023-B A3 DTD 05/23/2023 4.710% 02/15/2028	891941AD8	45,000.00	0.00	176.63	176.63			
06/15/24	06/15/24	JDOT 2022-C A3 DTD 10/19/2022 5.090% 06/15/2027	47800BAC2	70,000.00	0.00	296.92	296.92			
06/15/24	06/15/24	CARMX 2021-1 A3 DTD 01/27/2021 0.340% 12/15/2025	14316NAC3	5,454.79	0.00	1.55	1.55			
06/15/24	06/15/24	COPAR 2022-1 A3 DTD 05/04/2022 3.170% 04/15/2027	14043QAC6	30,959.99	0.00	81.79	81.79			
06/16/24	06/16/24	GMCAR 2023-2 A3 DTD 04/12/2023 4.470% 02/16/2028	362583AD8	30,000.00	0.00	111.75	111.75			
06/16/24	06/16/24	GMCAR 2022-1 A3 DTD 01/19/2022 1.260% 11/16/2026	380146AC4	14,663.77	0.00	15.40	15.40			
06/16/24	06/16/24	GMCAR 2022-2 A3 DTD 04/13/2022 3.100% 02/16/2027	362585AC5	24,082.12	0.00	62.21	62.21			

**Managed Account Security Transactions & Interest**

For the Month Ending **June 30, 2024**

CITY OF DORAL TRANSPORTATION - [REDACTED]

Transaction Type	Trade	Settle	Security Description	CUSIP	Par	Principal Proceeds	Accrued Interest	Total	Realized G/L Cost	Realized G/L Amort Cost	Sale Method
<b>INTEREST</b>											
	06/16/24	06/16/24	GMCAR 2024-1 A3 DTD 01/17/2024 4.850% 12/18/2028	36268GAD7	10,000.00	0.00	40.42	40.42			
	06/18/24	06/18/24	HAROT 2021-3 A3 DTD 08/25/2021 0.410% 11/18/2025	43815EAC8	5,790.05	0.00	1.98	1.98			
	06/21/24	06/21/24	HAROT 2023-4 A3 DTD 11/08/2023 5.670% 06/21/2028	438123AC5	20,000.00	0.00	94.50	94.50			
	06/21/24	06/21/24	HAROT 2021-4 A3 DTD 11/24/2021 0.880% 01/21/2026	43815GAC3	6,696.12	0.00	4.91	4.91			
	06/25/24	06/25/24	BMWOT 2023-A A3 DTD 07/18/2023 5.470% 02/25/2028	05592XAD2	20,000.00	0.00	91.17	91.17			
	06/25/24	06/25/24	BMWOT 2022-A A3 DTD 05/18/2022 3.210% 08/25/2026	05602RAD3	20,376.52	0.00	54.51	54.51			
	06/25/24	06/25/24	CHAOT 2024-1A A3 DTD 03/27/2024 5.130% 05/25/2029	16144BAC2	25,000.00	0.00	106.88	106.88			

<b>Transaction Type Sub-Total</b>					<b>3,776,722.15</b>	<b>0.00</b>	<b>37,239.90</b>	<b>37,239.90</b>			
-----------------------------------	--	--	--	--	---------------------	-------------	------------------	------------------	--	--	--

<b>PAYDOWNS</b>											
	06/01/24	06/01/24	Government National Mortgage Association DTD 07/30/2019 2.500% 01/01/2069	38380LXE8	2,086.09	2,086.09	0.00	2,086.09	(10.19)	0.00	
	06/01/24	06/01/24	Government National Mortgage Association DTD 01/30/2020 2.250% 12/01/2069	38380LV67	687.12	687.12	0.00	687.12	(2.98)	0.00	
	06/01/24	06/01/24	Government National Mortgage Association DTD 09/30/2014 3.000% 09/01/2064	38375UPV6	3,719.74	3,719.74	0.00	3,719.74	(229.46)	0.00	
	06/01/24	06/25/24	FHMS K082 A1 DTD 10/31/2018 3.920% 05/01/2028	3137FJKD0	899.38	899.38	0.00	899.38	29.37	0.00	
	06/01/24	06/25/24	FN BM4614 DTD 10/01/2018 3.000% 03/01/2033	3140J9DU2	182.40	182.40	0.00	182.40	(11.97)	0.00	
	06/01/24	06/25/24	FANNIE MAE POOL FM4174 DTD 09/01/2020 3.000% 11/01/2032	3140X7T82	606.00	606.00	0.00	606.00	(36.64)	0.00	
	06/01/24	06/25/24	FHMS K058 A1 DTD 11/09/2016 2.340% 07/01/2026	3137BSP64	1,540.95	1,540.95	0.00	1,540.95	78.97	0.00	

**Managed Account Security Transactions & Interest**

For the Month Ending **June 30, 2024**

CITY OF DORAL TRANSPORTATION - [REDACTED]

Transaction Type		Security Description	CUSIP	Par	Principal Proceeds	Accrued Interest	Total	Realized G/L Cost	Realized G/L Amort Cost	Sale Method
Trade	Settle									
<b>PAYDOWNS</b>										
06/15/24	06/15/24	CARMX 2021-3 A3 DTD 07/28/2021 0.550% 06/15/2026	14317DAC4	1,158.33	1,158.33	0.00	1,158.33	0.19	0.00	
06/15/24	06/15/24	HART 2022-A A3 DTD 03/16/2022 2.220% 10/15/2026	448977AD0	3,683.25	3,683.25	0.00	3,683.25	0.14	0.00	
06/15/24	06/15/24	HDMOT 2022-A A3 DTD 04/20/2022 3.060% 02/15/2027	41284YAD8	2,313.36	2,313.36	0.00	2,313.36	0.39	0.00	
06/15/24	06/15/24	CARMX 2021-1 A3 DTD 01/27/2021 0.340% 12/15/2025	14316NAC3	1,598.20	1,598.20	0.00	1,598.20	0.32	0.00	
06/15/24	06/15/24	CARMX 2021-4 A3 DTD 09/22/2021 0.560% 09/15/2026	14317JAD9	787.16	787.16	0.00	787.16	0.09	0.00	
06/15/24	06/15/24	HAROT 2022-1 A3 DTD 02/23/2022 1.880% 05/15/2026	43815BAC4	3,129.71	3,129.71	0.00	3,129.71	0.47	0.00	
06/15/24	06/15/24	CNH 2022-A A3 DTD 03/31/2022 2.940% 07/15/2027	12660DAC1	561.89	561.89	0.00	561.89	0.04	0.00	
06/15/24	06/15/24	JDOT 2022-A A3 DTD 03/16/2022 2.320% 09/16/2026	47787JAC2	1,692.20	1,692.20	0.00	1,692.20	0.37	0.00	
06/15/24	06/15/24	COPAR 2022-1 A3 DTD 05/04/2022 3.170% 04/15/2027	14043QAC6	1,890.44	1,890.44	0.00	1,890.44	0.41	0.00	
06/15/24	06/15/24	ALLYA 2022-1 A3 DTD 05/18/2022 3.310% 11/15/2026	02008JAC0	4,010.54	4,010.54	0.00	4,010.54	0.78	0.00	
06/15/24	06/15/24	CNH 2021-C A3 DTD 10/27/2021 0.810% 12/15/2026	12598LAC0	612.82	612.82	0.00	612.82	0.07	0.00	
06/15/24	06/15/24	DTRT 2022-1 A3 DTD 10/19/2022 5.230% 02/17/2026	233869AC0	3,625.67	3,625.67	0.00	3,625.67	0.24	0.00	
06/15/24	06/15/24	CARMX 2022-2 A3 DTD 04/28/2022 3.490% 02/16/2027	14317HAC5	2,199.99	2,199.99	0.00	2,199.99	0.33	0.00	
06/15/24	06/15/24	FORDO 2022-A A3 DTD 01/24/2022 1.290% 06/15/2026	345286AC2	1,424.78	1,424.78	0.00	1,424.78	0.17	0.00	
06/16/24	06/16/24	GMCAR 2022-2 A3 DTD 04/13/2022 3.100% 02/16/2027	362585AC5	1,585.99	1,585.99	0.00	1,585.99	0.33	0.00	
06/16/24	06/16/24	GMCAR 2022-1 A3 DTD 01/19/2022 1.260% 11/16/2026	380146AC4	1,268.40	1,268.40	0.00	1,268.40	0.11	0.00	
06/18/24	06/18/24	HAROT 2021-3 A3 DTD 08/25/2021 0.410% 11/18/2025	43815EAC8	837.13	837.13	0.00	837.13	0.01	0.00	

**Managed Account Security Transactions & Interest**

For the Month Ending **June 30, 2024**

CITY OF DORAL TRANSPORTATION - [REDACTED]

Transaction Type		Security Description	CUSIP	Par	Principal Proceeds	Accrued Interest	Total	Realized G/L Cost	Realized G/L Amort Cost	Sale Method
Trade	Settle									
<b>PAYDOWNS</b>										
06/21/24	06/21/24	HAROT 2021-4 A3 DTD 11/24/2021 0.880% 01/21/2026	43815GAC3	702.51	702.51	0.00	702.51	0.15	0.00	
06/25/24	06/25/24	BMWOT 2022-A A3 DTD 05/18/2022 3.210% 08/25/2026	05602RAD3	1,709.99	1,709.99	0.00	1,709.99	0.09	0.00	
<b>Transaction Type Sub-Total</b>				<b>44,514.04</b>	<b>44,514.04</b>	<b>0.00</b>	<b>44,514.04</b>	<b>(178.20)</b>	<b>0.00</b>	
<b>SELL</b>										
06/04/24	06/05/24	COMET 2022-A1 A1 DTD 03/30/2022 2.800% 03/15/2027	14041NFZ9	90,000.00	88,129.69	140.00	88,269.69	(1,863.52)	(1,866.51)	FIFO
06/04/24	06/05/24	US TREASURY NOTES DTD 07/15/2022 3.000% 07/15/2025	91282CEY3	210,000.00	205,398.05	2,457.69	207,855.74	(4,183.60)	(4,444.34)	FIFO
06/12/24	06/13/24	US TREASURY NOTES DTD 08/15/2022 3.125% 08/15/2025	91282CFE6	35,000.00	34,268.55	357.57	34,626.12	(322.66)	(568.54)	FIFO
<b>Transaction Type Sub-Total</b>				<b>335,000.00</b>	<b>327,796.29</b>	<b>2,955.26</b>	<b>330,751.55</b>	<b>(6,369.78)</b>	<b>(6,879.39)</b>	
<b>Managed Account Sub-Total</b>					<b>7,786.90</b>	<b>39,424.78</b>	<b>47,211.68</b>	<b>(6,547.98)</b>	<b>(6,879.39)</b>	
<b>Total Security Transactions</b>					<b>\$7,786.90</b>	<b>\$39,424.78</b>	<b>\$47,211.68</b>	<b>(\$6,547.98)</b>	<b>(\$6,879.39)</b>	

**Managed Account Summary Statement**

For the Month Ending **June 30, 2024**

CITY OF DORAL GO BOND SERIES 2021 - [REDACTED]

**Transaction Summary - Managed Account**

<b>Opening Market Value</b>	<b>\$0.00</b>
Maturities/Calls	0.00
Principal Dispositions	0.00
Principal Acquisitions	0.00
Unsettled Trades	0.00
Change in Current Value	0.00
<b>Closing Market Value</b>	<b>\$0.00</b>

**Cash Transactions Summary - Managed Account**

Maturities/Calls	0.00
Sale Proceeds	0.00
Coupon/Interest/Dividend Income	1,856.94
Principal Payments	0.00
Security Purchases	0.00
Net Cash Contribution	0.00
Reconciling Transactions	0.00

**Earnings Reconciliation (Cash Basis) - Managed Account**

Interest/Dividends/Coupons Received	1,856.94
Less Purchased Interest Related to Interest/Coupons	0.00
Plus Net Realized Gains/Losses	0.00
<b>Total Cash Basis Earnings</b>	<b>\$1,856.94</b>

**Cash Balance**

<b>Closing Cash Balance</b>	<b>\$422,873.78</b>
-----------------------------	---------------------

**Earnings Reconciliation (Accrual Basis)**

	<b>Total</b>
Ending Amortized Value of Securities	0.00
Ending Accrued Interest	0.00
Plus Proceeds from Sales	0.00
Plus Proceeds of Maturities/Calls/Principal Payments	0.00
Plus Coupons/Dividends Received	1,856.94
Less Cost of New Purchases	0.00
Less Beginning Amortized Value of Securities	0.00
Less Beginning Accrued Interest	0.00
<b>Total Accrual Basis Earnings</b>	<b>\$1,856.94</b>

**Managed Account Security Transactions & Interest**

For the Month Ending **June 30, 2024**

CITY OF DORAL GO BOND SERIES 2021 - [REDACTED]										
Transaction Type		Security Description	CUSIP	Par	Principal Proceeds	Accrued Interest	Total	Realized G/L Cost	Realized G/L Amort Cost	Sale Method
Trade	Settle									
<b>INTEREST</b>										
06/03/24	06/03/24	MONEY MARKET FUND	MONEY0002	0.00	0.00	1,856.94	1,856.94			
<b>Transaction Type Sub-Total</b>				<b>0.00</b>	<b>0.00</b>	<b>1,856.94</b>	<b>1,856.94</b>			
<b>Managed Account Sub-Total</b>					<b>0.00</b>	<b>1,856.94</b>	<b>1,856.94</b>			
<b>Total Security Transactions</b>					<b>\$0.00</b>	<b>\$1,856.94</b>	<b>\$1,856.94</b>			

# FL Palm Consolidated Statement



## ACCOUNT STATEMENT

**City of Doral**

For the Month Ending  
**June 30, 2024**

### Client Management Team

#### **Richard Pengelly, CFA, CIMA, CTP**

Managing Director  
225 E. Robinson Street  
Orlando, FL 32801  
407-406-5766  
pengellyr@pfmam.com

#### **Kecia Vaughn**

Key Account Manager  
213 Market Street  
Harrisburg, PA 17101-2141  
800-572-1472  
vaughnk@pfmam.com

#### **Walker Maschke**

Client Relations Team Lead - East Region  
213 Market Street  
Harrisburg, PA 17101-2141  
1-877-495-8246  
maschkew@pfmam.com

### Contents

Cover/Disclosures  
Summary Statement  
Individual Accounts

### Accounts included in Statement

(see inside cover for list of accounts)

### Important Messages

FL PALM will be closed on 07/04/2024 for Independence Day.

CITY OF DORAL  
ALFRED PEREIRA  
8401 NW 53RD TERRACE  
DORAL, FL 33166

**Online Access** [www.fl-palm.com](http://www.fl-palm.com)

**Customer Service** 1-877-495-8246



**ACCOUNT STATEMENT**

**City of Doral**

For the Month Ending  
**June 30, 2024**

**Accounts included in Statement**

██████████	Doral GO Bond Series 2021	██████████	City of Doral - General Fund
██████████	City of Doral - Park Impact Fee Fund	██████████	City of Doral - Police Impact Fee Fund
██████████	City of Doral - Stormwater Fund	██████████	City of Doral - Infrastructure Replacement Fund
██████████	OPEB Fund		



Important Disclosures

Important Disclosures

This statement is for general information purposes only and is not intended to provide specific advice or recommendations. PFM Asset Management LLC ("PFMAM") is an investment adviser registered with the U.S. Securities and Exchange Commission and a subsidiary of U.S. Bancorp Asset Management, Inc. ("USBAM"). USBAM is a subsidiary of U.S. Bank National Association ("U.S. Bank"). U.S. Bank is a separate entity and subsidiary of U.S. Bancorp. U.S. Bank is not responsible for and does not guarantee the products, services or performance of PFMAM. PFMAM maintains a written disclosure statement of our background and business experience. If you would like to receive a copy of our current disclosure statement, please contact Service Operations at the address below.

**Proxy Voting** PFMAM does not normally receive proxies to vote on behalf of its clients. However, it does on occasion receive consent requests. In the event a consent request is received the portfolio manager contacts the client and then proceeds according to their instructions. PFMAM's Proxy Voting Policy is available upon request by contacting Service Operations at the address below.

**Questions About an Account** PFMAM's monthly statement is intended to detail our investment advisory activity as well as the activity of any accounts held by clients in pools that are managed by PFMAM. The custodian bank maintains the control of assets and executes (i.e., settles) all investment transactions. The custodian statement is the official record of security and cash holdings and transactions. PFMAM recognizes that clients may use these reports to facilitate record keeping and that the custodian bank statement and the PFMAM statement should be reconciled and differences resolved. Many custodians use a settlement date basis which may result in the need to reconcile due to a timing difference.

**Account Control** PFMAM does not have the authority to withdraw funds from or deposit funds to the custodian outside the scope of services provided by PFMAM. Our clients retain responsibility for their internal accounting policies; implementing and enforcing internal controls and generating ledger entries or otherwise recording transactions.

**Market Value** Generally, PFMAM's market prices are derived from closing bid prices as of the last business day of the month as supplied by Refinitiv or Bloomberg. For certain short-term investments or where prices are not available from generally recognized sources the securities are priced using a yield-based matrix system to arrive at an estimated market value. Prices that fall between data points are interpolated. Non-negotiable FDIC-insured bank certificates of deposit are priced at par. Although PFMAM believes the prices to be reliable, the values of the securities may not represent the prices at which the securities could have been bought or sold. Explanation of the valuation methods for a registered investment company or local government investment program is contained in the appropriate fund offering documentation or information statement.

**Amortized Cost** The original cost of the principal of the security is adjusted for the amount of the periodic reduction of any discount or premium from the purchase date until the date of the report. Discount or premium with respect to short term securities (those with less than one year to maturity at time of issuance) is amortized on a straightline basis. Such discount or premium with respect to longer term securities is amortized using the constant yield basis.

**Tax Reporting** Cost data and realized gains / losses are provided for informational purposes only. Please review for accuracy and consult your tax advisor to determine the tax consequences of your security transactions. PFMAM does not report such information to the IRS or other taxing authorities and is not responsible for the accuracy of such information that may be required to be reported to federal, state or other taxing authorities.

**Financial Situation** In order to better serve you, PFMAM should be promptly notified of any material change in your investment objective or financial situation.

**Callable Securities** Securities subject to redemption prior to maturity may be redeemed in whole or in part before maturity, which could affect the yield represented.

**Portfolio** The securities in this portfolio, including shares of mutual funds, are not guaranteed or otherwise protected by PFMAM, the FDIC (except for certain non-negotiable certificates of deposit) or any government agency. Investment in securities involves risks, including the possible loss of the amount invested. Actual settlement values, accrued interest, and amortized cost amounts may vary for securities subject to an adjustable interest rate or subject to principal paydowns. Any changes to the values shown may be reflected within the next monthly statement's beginning values.

**Rating** Information provided for ratings is based upon a good faith inquiry of selected sources, but its accuracy and completeness cannot be guaranteed.

Shares of some local government investment programs and TERM funds are marketed through representatives of PFMAM's affiliate, PFM Fund Distributors, Inc. which is registered with the SEC as a broker/dealer and is a member of the Financial Industry Regulatory Authority ("FINRA") and the Municipal Securities Rulemaking Board ("MSRB"). You may reach the FINRA by calling the FINRA Hotline at 1-800-289-9999 or at the FINRA website address <https://www.finra.org/investors/investor-contacts>. A brochure describing the FINRA Regulation Public Disclosure Program is also available from FINRA upon request.

**Key Terms and Definitions**

**Dividends** on local government investment program funds consist of interest earned, plus any discount ratably amortized to the date of maturity, plus all realized gains and losses on the sale of securities prior to maturity, less ratably amortization of any premium and all accrued expenses to the fund. Dividends are accrued daily and may be paid either monthly or quarterly. The monthly earnings on this statement represent the estimated dividend accrued for the month for any program that distributes earnings on a quarterly basis. There is no guarantee that the estimated amount will be paid on the actual distribution date.

**Current Yield** is the net change, exclusive of capital changes and income other than investment income, in the value of a hypothetical fund account with a balance of one share over the seven-day base period including the statement date, expressed as a percentage of the value of one share (normally \$1.00 per share) at the beginning of the seven-day period. This resulting net change in account value is then annualized by multiplying it by

365 and dividing the result by 7. The yields quoted should not be considered a representation of the yield of the fund in the future, since the yield is not fixed. **Average maturity** represents the average maturity of all securities and investments of a portfolio, determined by multiplying the par or principal value of each security or investment by its maturity (days or years), summing the products, and dividing the sum by the total principal value of the portfolio. The stated maturity date of mortgage backed or callable securities are used in this statement. However the actual maturity of these securities could vary depending on the level or prepayments on the underlying mortgages or whether a callable security has or is still able to be called.

**Monthly distribution yield** represents the net change in the value of one share (normally \$1.00 per share) resulting from all dividends declared during the month by a fund expressed as a percentage of the value of one share at the beginning of the month. This resulting net change is then annualized by multiplying it by 365 and dividing it by the number of calendar days in the month.

**YTM at Cost** The yield to maturity at cost is the expected rate of return, based on the original cost, the annual interest receipts, maturity value and the time period from purchase date to maturity, stated as a percentage, on an annualized basis.

**YTM at Market** The yield to maturity at market is the rate of return, based on the current market value, the annual interest receipts, maturity value and the time period remaining until maturity, stated as a percentage, on an annualized basis.

**Managed Account** A portfolio of investments managed discretely by PFMAM according to the client's specific investment policy and requirements. The investments are directly owned by the client and held by the client's custodian.

**Unsettled Trade** A trade which has been executed however the final consummation of the security transaction and payment has not yet taken place.

Please review the detail pages of this statement carefully. If you think your statement is wrong, missing account information, or if you need more information about a transaction, please contact PFMAM within 60 days of receipt. If you have other concerns or questions regarding your account, or to request an updated copy of PFMAM's current disclosure statement, please contact a member of your client management team at PFMAM Service Operations at the address below.

PFM Asset Management LLC  
Attn: Service Operations  
213 Market Street  
Harrisburg, PA 17101

NOT FDIC INSURED      NO BANK GUARANTEE      MAY LOSE VALUE

**Consolidated Summary Statement**

City of Doral

<b>Portfolio Summary</b>			
<b>Portfolio Holdings</b>	<b>Cash Dividends and Income</b>	<b>Closing Market Value</b>	<b>Current Yield</b>
FL PALM	133,996.60	30,370,650.11	5.41 %
<b>Total</b>	<b>\$133,996.60</b>	<b>\$30,370,650.11</b>	

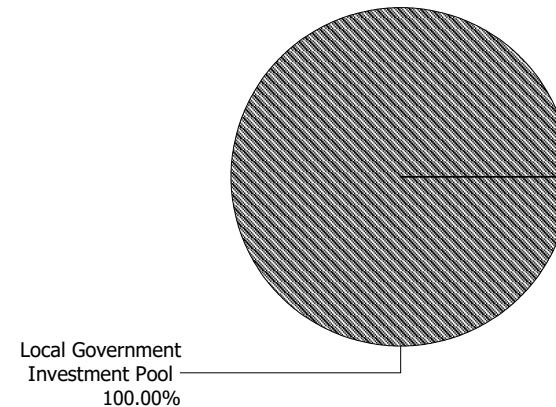
<b>Investment Allocation</b>		
<b>Investment Type</b>	<b>Closing Market Value</b>	<b>Percent</b>
Local Government Investment Pool	30,370,650.11	100.00
<b>Total</b>	<b>\$30,370,650.11</b>	<b>100.00%</b>

**Maturity Distribution (Fixed Income Holdings)**

<b>Portfolio Holdings</b>	<b>Closing Market Value</b>	<b>Percent</b>
Under 30 days	30,370,650.11	100.00
31 to 60 days	0.00	0.00
61 to 90 days	0.00	0.00
91 to 180 days	0.00	0.00
181 days to 1 year	0.00	0.00
1 to 2 years	0.00	0.00
2 to 3 years	0.00	0.00
3 to 4 years	0.00	0.00
4 to 5 years	0.00	0.00
Over 5 years	0.00	0.00
<b>Total</b>	<b>\$30,370,650.11</b>	<b>100.00%</b>

**Weighted Average Days to Maturity 1**

**Sector Allocation**





## Consolidated Summary Statement

**Account Statement**  
For the Month Ending **June 30, 2024**

City of Doral

Account Number	Account Name	Opening Market Value	Purchases / Deposits	Redemptions / Sales / Maturities	Unsettled Trades	Change in Value	Closing Market Value	Cash Dividends and Income
	Doral GO Bond Series 2021	13,606,424.72	60,298.16	0.00	0.00	0.00	13,666,722.88	60,298.16
	City of Doral - General Fund	6,526,976.98	28,924.92	0.00	0.00	0.00	6,555,901.90	28,924.92
	City of Doral - Park Impact Fee Fund	3,593,670.95	15,925.69	0.00	0.00	0.00	3,609,596.64	15,925.69
	City of Doral - Police Impact Fee Fund	620,827.91	2,751.26	0.00	0.00	0.00	623,579.17	2,751.26
	City of Doral - Stormwater Fund	142,611.95	632.00	0.00	0.00	0.00	143,243.95	632.00
	City of Doral - Infrastructure Replacement Fund	3,629,631.50	16,085.06	0.00	0.00	0.00	3,645,716.56	16,085.06
	OPEB Fund	2,116,509.50	9,379.51	0.00	0.00	0.00	2,125,889.01	9,379.51
<b>Total</b>		<b>\$30,236,653.51</b>	<b>\$133,996.60</b>	<b>\$0.00</b>	<b>\$0.00</b>	<b>\$0.00</b>	<b>\$30,370,650.11</b>	<b>\$133,996.60</b>



## Account Statement - Transaction Summary

For the Month Ending **June 30, 2024**

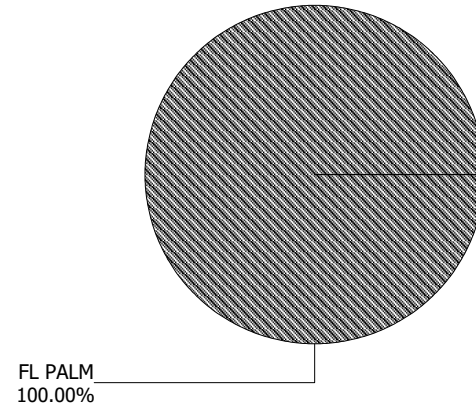
City of Doral - Doral GO Bond Series 2021 - [REDACTED]

FL PALM	
Opening Market Value	13,606,424.72
Purchases	60,298.16
Redemptions	0.00
Unsettled Trades	0.00
Change in Value	0.00
<b>Closing Market Value</b>	<b>\$13,666,722.88</b>
Cash Dividends and Income	60,298.16

Asset Summary		
	June 30, 2024	May 31, 2024
<b>FL PALM</b>	13,666,722.88	13,606,424.72
<b>Total</b>	<b>\$13,666,722.88</b>	<b>\$13,606,424.72</b>

Asset Allocation	
FL PALM	100.00%





**Account Statement**

For the Month Ending **June 30, 2024**

City of Doral - Doral GO Bond Series 2021 - [REDACTED]

Trade Date	Settlement Date	Transaction Description	Share or Unit Price	Dollar Amount of Transaction	Total Shares Owned
<b>FL PALM</b>					
<b>Opening Balance</b>					<b>13,606,424.72</b>
06/28/24	07/01/24	Accrual Income Div Reinvestment - Distributions	1.00	60,298.16	13,666,722.88
<b>Closing Balance</b>					<b>13,666,722.88</b>

	Month of June	Fiscal YTD October-June		
<b>Opening Balance</b>	13,606,424.72	52,306,560.21	<b>Closing Balance</b>	13,666,722.88
<b>Purchases</b>	60,298.16	1,360,162.67	<b>Average Monthly Balance</b>	13,612,454.54
<b>Redemptions (Excl. Checks)</b>	0.00	(40,000,000.00)	<b>Monthly Distribution Yield</b>	5.41%
<b>Check Disbursements</b>	0.00	0.00		
<b>Closing Balance</b>	<b>13,666,722.88</b>	<b>13,666,722.88</b>		
<b>Cash Dividends and Income</b>	60,298.16	1,360,162.67		



## Account Statement - Transaction Summary

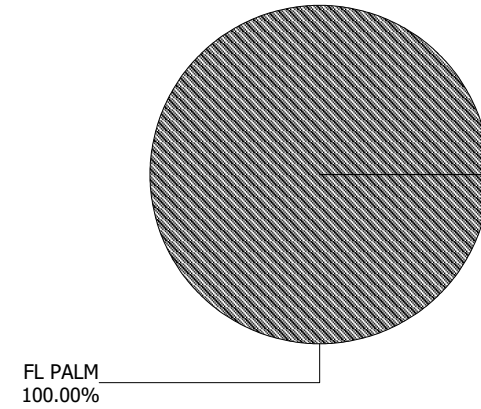
For the Month Ending **June 30, 2024**

City of Doral - City of Doral - General Fund - [REDACTED]

FL PALM	
Opening Market Value	6,526,976.98
Purchases	28,924.92
Redemptions	0.00
Unsettled Trades	0.00
Change in Value	0.00
<b>Closing Market Value</b>	<b>\$6,555,901.90</b>
Cash Dividends and Income	28,924.92

Asset Summary		
	June 30, 2024	May 31, 2024
<b>FL PALM</b>	6,555,901.90	6,526,976.98
<b>Total</b>	<b>\$6,555,901.90</b>	<b>\$6,526,976.98</b>

### Asset Allocation





**Account Statement**

For the Month Ending **June 30, 2024**

City of Doral - City of Doral - General Fund - [REDACTED]

Trade Date	Settlement Date	Transaction Description	Share or Unit Price	Dollar Amount of Transaction	Total Shares Owned
<b>FL PALM</b>					
<b>Opening Balance</b>					<b>6,526,976.98</b>
06/28/24	07/01/24	Accrual Income Div Reinvestment - Distributions	1.00	28,924.92	6,555,901.90
<b>Closing Balance</b>					<b>6,555,901.90</b>

	Month of June	Fiscal YTD October-June
<b>Opening Balance</b>	6,526,976.98	6,292,974.29
<b>Purchases</b>	28,924.92	262,927.61
<b>Redemptions (Excl. Checks)</b>	0.00	0.00
<b>Check Disbursements</b>	0.00	0.00
<b>Closing Balance</b>	<b>6,555,901.90</b>	<b>6,555,901.90</b>
<b>Cash Dividends and Income</b>	28,924.92	262,927.61

<b>Closing Balance</b>	6,555,901.90
<b>Average Monthly Balance</b>	6,529,869.47
<b>Monthly Distribution Yield</b>	5.41%



## Account Statement - Transaction Summary

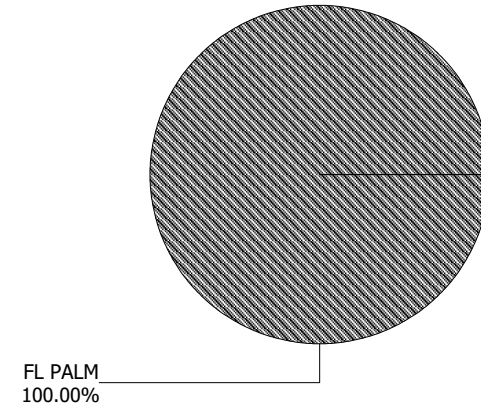
For the Month Ending **June 30, 2024**

City of Doral - City of Doral - Park Impact Fee Fund - [REDACTED]

FL PALM	
Opening Market Value	3,593,670.95
Purchases	15,925.69
Redemptions	0.00
Unsettled Trades	0.00
Change in Value	0.00
<b>Closing Market Value</b>	<b>\$3,609,596.64</b>
Cash Dividends and Income	15,925.69

Asset Summary		
	June 30, 2024	May 31, 2024
<b>FL PALM</b>	3,609,596.64	3,593,670.95
<b>Total</b>	<b>\$3,609,596.64</b>	<b>\$3,593,670.95</b>

### Asset Allocation





**Account Statement**

For the Month Ending **June 30, 2024**

City of Doral - City of Doral - Park Impact Fee Fund - [REDACTED]

Trade Date	Settlement Date	Transaction Description	Share or Unit Price	Dollar Amount of Transaction	Total Shares Owned
<b>FL PALM</b>					
<b>Opening Balance</b>					<b>3,593,670.95</b>
06/28/24	07/01/24	Accrual Income Div Reinvestment - Distributions	1.00	15,925.69	3,609,596.64
<b>Closing Balance</b>					<b>3,609,596.64</b>

	Month of June	Fiscal YTD October-June		
<b>Opening Balance</b>	3,593,670.95	3,464,832.01	<b>Closing Balance</b>	3,609,596.64
<b>Purchases</b>	15,925.69	144,764.63	<b>Average Monthly Balance</b>	3,595,263.52
<b>Redemptions (Excl. Checks)</b>	0.00	0.00	<b>Monthly Distribution Yield</b>	5.41%
<b>Check Disbursements</b>	0.00	0.00		
<b>Closing Balance</b>	<b>3,609,596.64</b>	<b>3,609,596.64</b>		
<b>Cash Dividends and Income</b>	15,925.69	144,764.63		

**Account Statement - Transaction Summary**

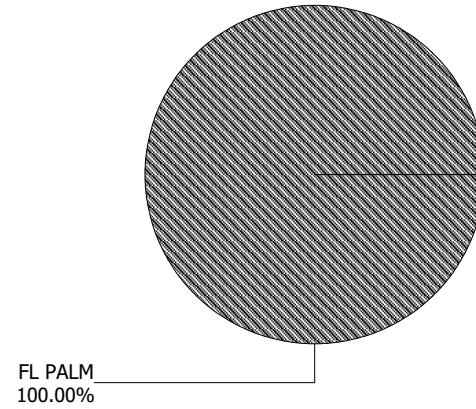
For the Month Ending **June 30, 2024**

City of Doral - City of Doral - Police Impact Fee Fund - [REDACTED]

FL PALM	
Opening Market Value	620,827.91
Purchases	2,751.26
Redemptions	0.00
Unsettled Trades	0.00
Change in Value	0.00
<b>Closing Market Value</b>	<b>\$623,579.17</b>
Cash Dividends and Income	2,751.26

Asset Summary		
	June 30, 2024	May 31, 2024
<b>FL PALM</b>	623,579.17	620,827.91
<b>Total</b>	<b>\$623,579.17</b>	<b>\$620,827.91</b>

**Asset Allocation**





**Account Statement**

For the Month Ending **June 30, 2024**

City of Doral - City of Doral - Police Impact Fee Fund - [REDACTED]

Trade Date	Settlement Date	Transaction Description	Share or Unit Price	Dollar Amount of Transaction	Total Shares Owned
<b>FL PALM</b>					
<b>Opening Balance</b>					<b>620,827.91</b>
06/28/24	07/01/24	Accrual Income Div Reinvestment - Distributions	1.00	2,751.26	623,579.17
<b>Closing Balance</b>					<b>623,579.17</b>

	Month of June	Fiscal YTD October-June
<b>Opening Balance</b>	620,827.91	598,570.22
<b>Purchases</b>	2,751.26	25,008.95
<b>Redemptions (Excl. Checks)</b>	0.00	0.00
<b>Check Disbursements</b>	0.00	0.00
<b>Closing Balance</b>	<b>623,579.17</b>	<b>623,579.17</b>
<b>Cash Dividends and Income</b>	2,751.26	25,008.95

<b>Closing Balance</b>	623,579.17
<b>Average Monthly Balance</b>	621,103.04
<b>Monthly Distribution Yield</b>	5.41%



## Account Statement - Transaction Summary

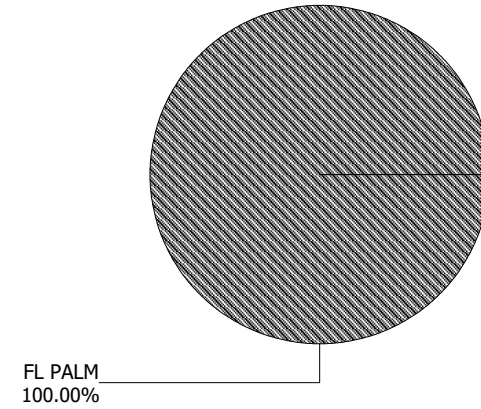
For the Month Ending **June 30, 2024**

City of Doral - City of Doral - Stormwater Fund - [REDACTED]

FL PALM	
Opening Market Value	142,611.95
Purchases	632.00
Redemptions	0.00
Unsettled Trades	0.00
Change in Value	0.00
<b>Closing Market Value</b>	<b>\$143,243.95</b>
Cash Dividends and Income	632.00

Asset Summary		
	June 30, 2024	May 31, 2024
<b>FL PALM</b>	143,243.95	142,611.95
<b>Total</b>	<b>\$143,243.95</b>	<b>\$142,611.95</b>

### Asset Allocation





**Account Statement**

For the Month Ending **June 30, 2024**

City of Doral - City of Doral - Stormwater Fund - [REDACTED]

Trade Date	Settlement Date	Transaction Description	Share or Unit Price	Dollar Amount of Transaction	Total Shares Owned
<b>FL PALM</b>					
<b>Opening Balance</b>					<b>142,611.95</b>
06/28/24	07/01/24	Accrual Income Div Reinvestment - Distributions	1.00	632.00	143,243.95
<b>Closing Balance</b>					<b>143,243.95</b>

	Month of June	Fiscal YTD October-June		
<b>Opening Balance</b>	142,611.95	137,499.09	<b>Closing Balance</b>	143,243.95
<b>Purchases</b>	632.00	5,744.86	<b>Average Monthly Balance</b>	142,675.15
<b>Redemptions (Excl. Checks)</b>	0.00	0.00	<b>Monthly Distribution Yield</b>	5.41%
<b>Check Disbursements</b>	0.00	0.00		
<b>Closing Balance</b>	<b>143,243.95</b>	<b>143,243.95</b>		
<b>Cash Dividends and Income</b>	632.00	5,744.86		



## Account Statement - Transaction Summary

For the Month Ending **June 30, 2024**

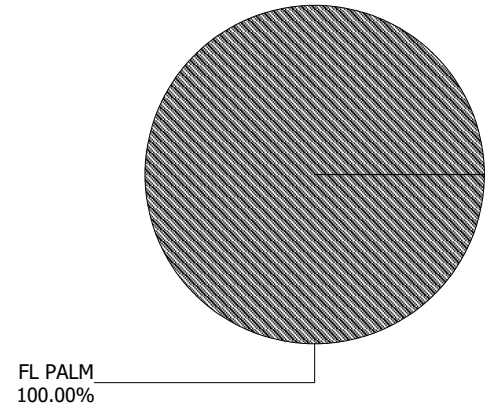
City of Doral - City of Doral - Infrastructure Replacement Fund - [REDACTED]

FL PALM	
Opening Market Value	3,629,631.50
Purchases	16,085.06
Redemptions	0.00
Unsettled Trades	0.00
Change in Value	0.00
<b>Closing Market Value</b>	<b>\$3,645,716.56</b>
Cash Dividends and Income	16,085.06

Asset Summary		
	June 30, 2024	May 31, 2024
<b>FL PALM</b>	3,645,716.56	3,629,631.50
<b>Total</b>	<b>\$3,645,716.56</b>	<b>\$3,629,631.50</b>

Asset Allocation	
FL PALM	100.00%





**Account Statement**

For the Month Ending **June 30, 2024**

City of Doral - City of Doral - Infrastructure Replacement Fund - [REDACTED]

Trade Date	Settlement Date	Transaction Description	Share or Unit Price	Dollar Amount of Transaction	Total Shares Owned
<b>FL PALM</b>					
<b>Opening Balance</b>					<b>3,629,631.50</b>
06/28/24	07/01/24	Accrual Income Div Reinvestment - Distributions	1.00	16,085.06	3,645,716.56
<b>Closing Balance</b>					<b>3,645,716.56</b>

	Month of June	Fiscal YTD October-June		
<b>Opening Balance</b>	3,629,631.50	3,499,503.33	<b>Closing Balance</b>	3,645,716.56
<b>Purchases</b>	16,085.06	146,213.23	<b>Average Monthly Balance</b>	3,631,240.01
<b>Redemptions (Excl. Checks)</b>	0.00	0.00	<b>Monthly Distribution Yield</b>	5.41%
<b>Check Disbursements</b>	0.00	0.00		
<b>Closing Balance</b>	<b>3,645,716.56</b>	<b>3,645,716.56</b>		
<b>Cash Dividends and Income</b>	16,085.06	146,213.23		

**Account Statement - Transaction Summary**

For the Month Ending **June 30, 2024**

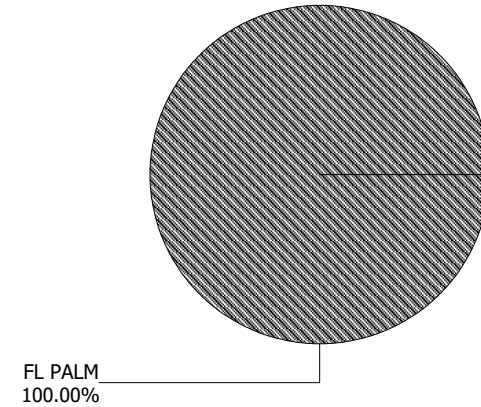
City of Doral - OPEB Fund - [REDACTED]

<b>FL PALM</b>	
Opening Market Value	2,116,509.50
Purchases	9,379.51
Redemptions	0.00
Unsettled Trades	0.00
Change in Value	0.00
<b>Closing Market Value</b>	<b>\$2,125,889.01</b>
Cash Dividends and Income	9,379.51

<b>Asset Summary</b>		
	<b>June 30, 2024</b>	<b>May 31, 2024</b>
<b>FL PALM</b>	2,125,889.01	2,116,509.50
<b>Total</b>	<b>\$2,125,889.01</b>	<b>\$2,116,509.50</b>

<b>Asset Allocation</b>	
FL PALM	100.00%





**Account Statement**

For the Month Ending **June 30, 2024**

City of Doral - OPEB Fund - [REDACTED]

Trade Date	Settlement Date	Transaction Description	Share or Unit Price	Dollar Amount of Transaction	Total Shares Owned
<b>FL PALM</b>					
<b>Opening Balance</b>					<b>2,116,509.50</b>
06/28/24	07/01/24	Accrual Income Div Reinvestment - Distributions	1.00	9,379.51	2,125,889.01
<b>Closing Balance</b>					<b>2,125,889.01</b>

	Month of June	Fiscal YTD October-June
<b>Opening Balance</b>	2,116,509.50	2,040,629.21
<b>Purchases</b>	9,379.51	85,259.80
<b>Redemptions (Excl. Checks)</b>	0.00	0.00
<b>Check Disbursements</b>	0.00	0.00
<b>Closing Balance</b>	<b>2,125,889.01</b>	<b>2,125,889.01</b>
<b>Cash Dividends and Income</b>	9,379.51	85,259.80

<b>Closing Balance</b>	2,125,889.01
<b>Average Monthly Balance</b>	2,117,447.45
<b>Monthly Distribution Yield</b>	5.41%