




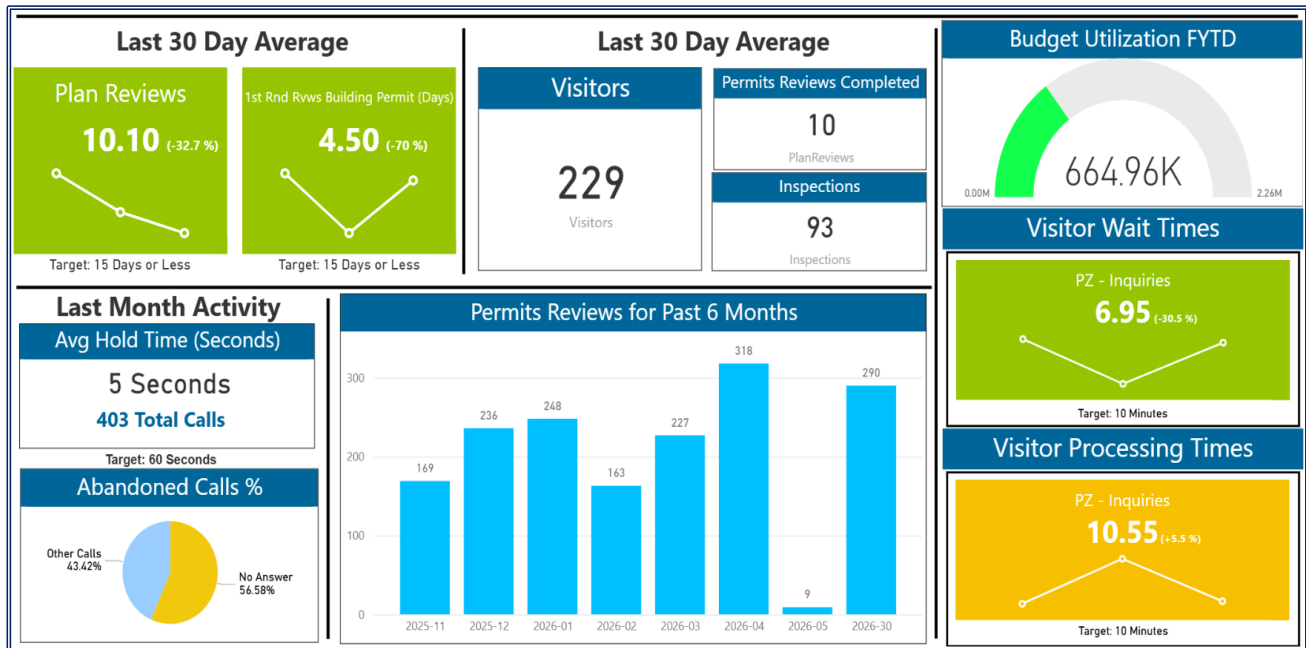
Monthly Department Report

PLANNING & ZONING



April 2026

Department Dashboard



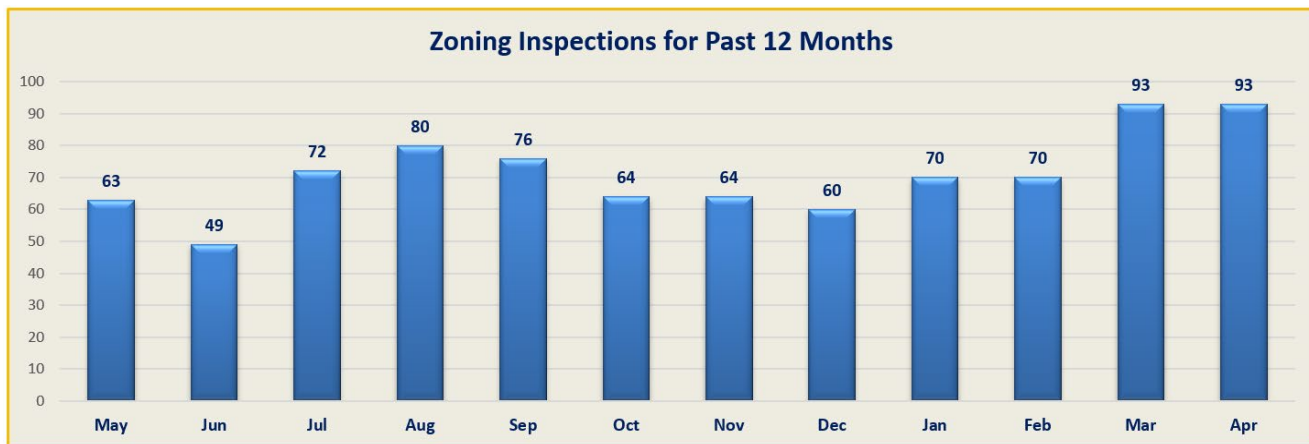

Department Stats

Customers Assisted (In person)	318
Pre-application Meetings	14
Permits Reviewed	290
Site Plans Reviewed	10
Inspections Performed	93
Items Presented to City Council	6
Zoning Verifications/Determinations Reviewed	8
Address Creation	7
Open Projects	30



Monthly Department Report

PLANNING & ZONING



Major Project Updates

During the April 8, 2026, City Council meeting, the following items were adopted:

- Special Event – Tripping Animals Brewing LLC – Irie Jungle 2026 – Reso. # 26-58.
- Special Event – Doral Isles Community Association- Doral Isles Community 5K Run & Walk – Reso. # 26-59.
- Special Event – World Soccer Event, LLC – Doral Cup – Reso. # 26-60.
- Reaffirming Clarification and Inclusion of Downtown Doral Community’s Boundaries – Reso. # 26-61.

During the April 8, 2026, Local Planning Agency (LPA) Meeting the following item was presented.

- Comprehensive Plan Update


During the April 8, 2026, City Council meeting, the following items were approved via First Reading:

- Comprehensive Plan Update – First Reading - Ord. # 2026-04.



Monthly Department Report

PLANNING & ZONING



Licensing Division Dashboard



Division Stats

Business Tax Receipt applications for new license*	109
Business Tax Receipt applications for new business**	68
Business Tax Renewals for fiscal year 2026 during the month of February	248
Active Business Tax Receipts for fiscal year 2026	7,809
Certificate of Use issued during the month of February	94
State alcohol packets were reviewed for compliance with the City	8
Outdoor Dining applications reviewed for compliance with the City Code	3

As of January 31, 2026, there were 7,809 active businesses. The renewal process began June 27, 2025. During April 1-30, 248 business tax renewals were processed, 177 new licenses issued, and 94 certificates of use issued.


* New license refers to businesses that have either moved from one location to another, added an additional business use(s) or affiliated with a new professional with the business.

** New business refers to business entities establishing themselves for the first time in the City of Doral.



Monthly Department Report

PLANNING & ZONING



Administration

- Saphi Bien-Aime, joined the Department as the new Planning & Zoning Senior Planner.
- Bethsaida Alvarez, joined the Department as the new Planning & Zoning Business License Division's Licensing Outreach Coordinator.
- Massiel Batista, joined the Department as the new Planning & Zoning Development Review Coordinator.
- On-going professional staff training.
- The Planning & Zoning staff participated in the Mayor's Citizens Government Academy, held on April 14, 2026.
- ICMA Webinar: Improving Your Jurisdiction's Development Review Process.
- DSA Outdoor Dining Process Improvement Workshop.
- Planning & Zoning staff participated in the Staff Working Group Meeting - The School Board of Miami-Dade County, Florida held April 23, 2026.
- The Planning & Zoning staff participated in Planning & Zoning Community Workshop, held on April 23, 2026, and the following items were presented:
 - Shelton Site Plan Modification
 - Greystar Development East, LLC/ International Mall
 - DSA Leadership Team Meeting.
 - Teams - Doral/ Gridics Munimap and Codehub testing.
- Director and Assistant Director participated in a Strategic Plan Update Meeting to Finalize Presentation, held April 2, 2026.

**BUSINESS LICENSING DIVISION
FY 2025-2026**

****This report includes Chief Licensing Officer and Licensing Clerk activity.
*****Cumulative Amounts are from October 1, 2025 to September 30, 2026

Category Status (As of 9/30/2025)	Oct-25	Nov-25	Dec-25	Jan-26	Feb-26	Mar-26	Apr-26
Amount Collected for Business Tax Receipts	\$ 19,109.30	\$ 39,837.45	\$ 38,114.80	\$ 31,354.15	\$ 25,989.00	\$ 16,957.30	\$ 75,749.06
- BTR Revenue Renewal Only	\$ 44,379.20	\$ 26,486.45	\$ 13,233.80	\$ 17,841.15	\$ 4,277.00	\$ 41,957.30	\$ 51,187.00
- BTR Revenue New Business Only	\$ 14,738.00	\$ 14,231.00	\$ 15,280.00	\$ 15,509.00	\$ 21,712.00	\$ 15,000.00	\$ 24,572.00
* Total Business Licenses	427	493	528	553	531	526	423
Amount Collected for Certificates of Use	\$ 19,396.64	\$ 17,744.73	\$ 23,642.39	\$ 15,878.12	\$ 23,433.38	\$ 31,814.84	\$ 31,122.75
- Certificate of Use issued	85	57	49	41	81	90	84
Amount Collected for Foreclosed Property/Outdoor Permits/Alcohol	\$ 235.00	\$ 425.00	\$ 75.00	\$ 600.00	\$ 225.00	\$ 975.00	\$ 1,150.00
Monthly Total	\$ 78,730.84	\$ 58,009.18	\$ 51,634.10	\$ 49,026.27	\$ 48,843.58	\$ 88,947.14	\$ 108,012.75
Cumulative Year-to-Date FY 2025-2026 Totals							
Total Adjusted Amount Collected for Business Tax Receipts (Oct-25 - Sep-26)	\$ 55,109.35	\$ 93,946.45	\$ 127,463.45	\$ 180,219.60	\$ 184,804.48	\$ 242,961.95	\$ 318,761.80
Total Adjusted Amount Collected for Cert. of Use (Oct-25 - Sep-26)	\$ 18,396.64	\$ 37,141.37	\$ 48,189.87	\$ 76,955.79	\$ 98,489.37	\$ 129,794.21	\$ 180,926.76
Total Adjusted Amount Collected for Outdoor, Alcohol & Foreclosed CU (Oct-25 - Sep-26)	\$ 235.00	\$ 650.00	\$ 725.00	\$ 1,235.00	\$ 1,550.00	\$ 2,525.00	\$ 3,675.00
CUMULATIVE TOTAL FY 2025-2026	\$ 78,730.84	\$ 136,740.02	\$ 188,374.12	\$ 237,400.39	\$ 286,243.97	\$ 375,191.11	\$ 483,293.86

Projected Revenues 2025-2026 Business Licensing Division \$ 1,200,000.00
Collected Percentage up to September 30, 2026 40%

