



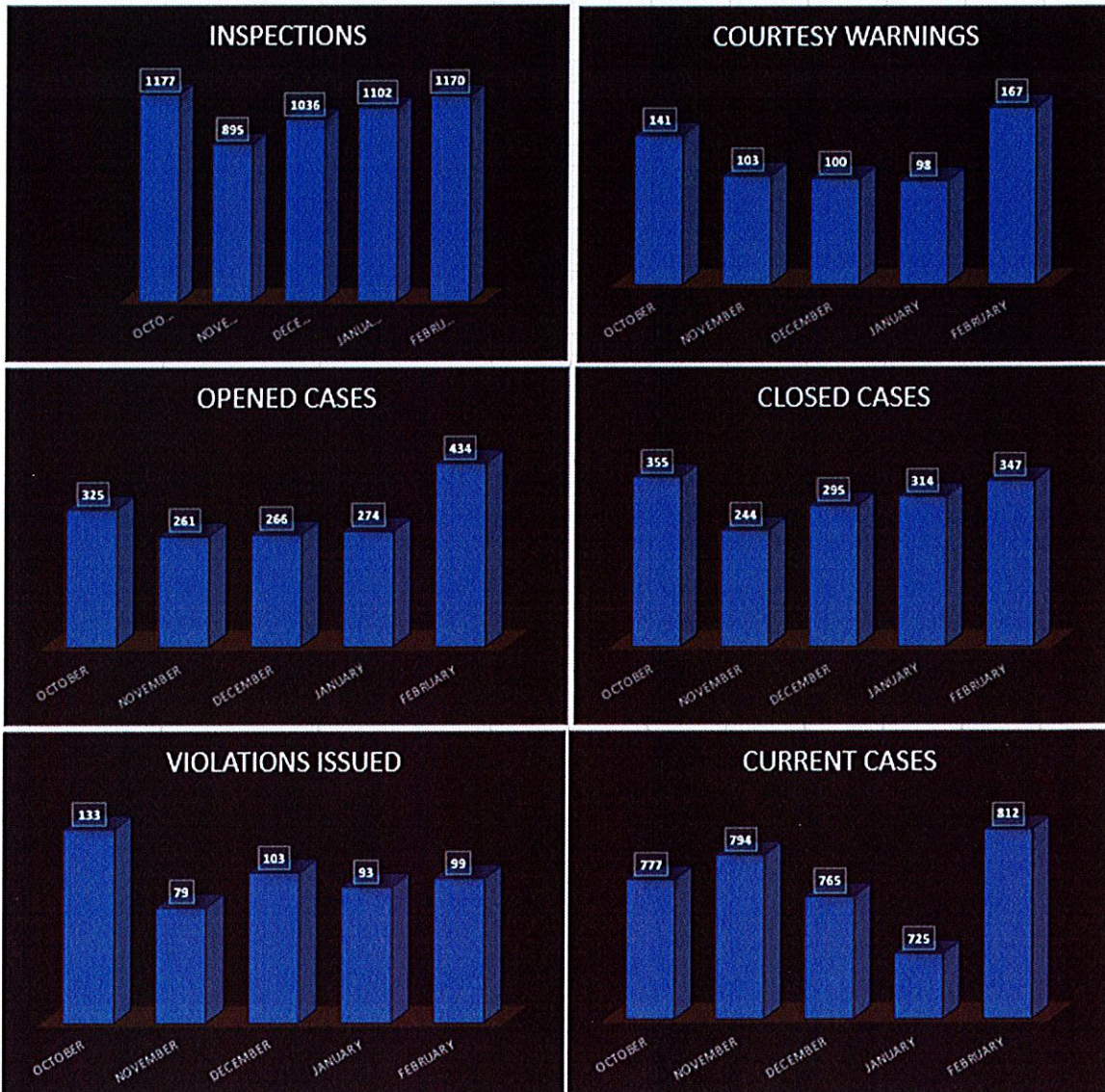
Monthly Department Report

CODE COMPLIANCE



February 2026

Department Stats/ Key Performance Indicators





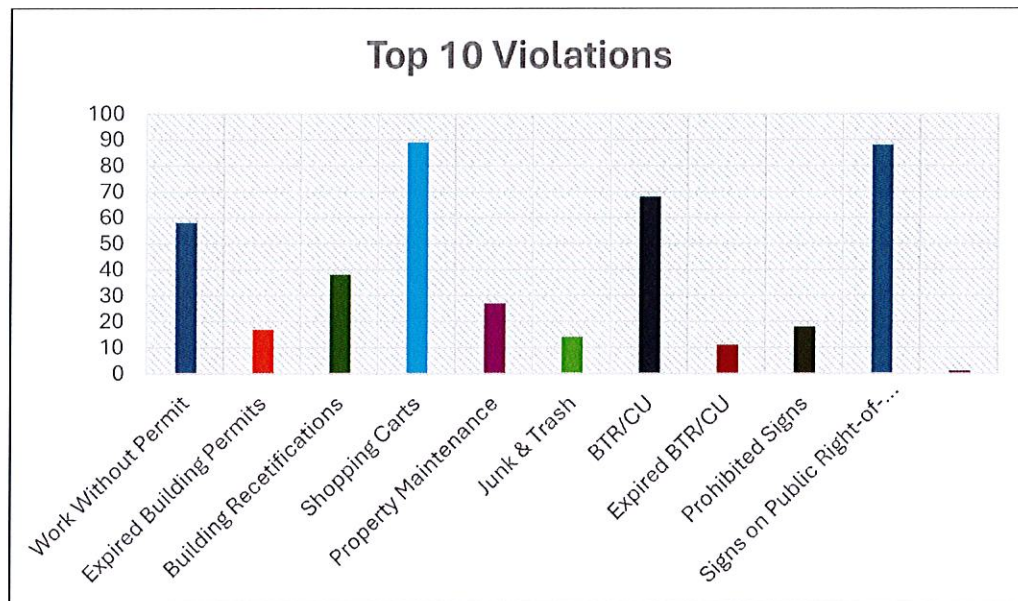
Monthly Department Report

CODE COMPLIANCE



Top 10 Violations

VIOLATION	# OF CASES	%
Work Without Permit	58	14
Expired Building Permits	17	4
Building Recertifications	38	8.9
Shopping Carts	89	2.1
Property Maintenance	27	6.3
Junk & Trash	14	3.3
BTR/CU	68	16
Expired BTR/CU	11	2.6
Prohibited Signs	18	4.2
Signs on Public Right-of-Way	88	21
Other	1	0.2
TOTAL CASES	429	100



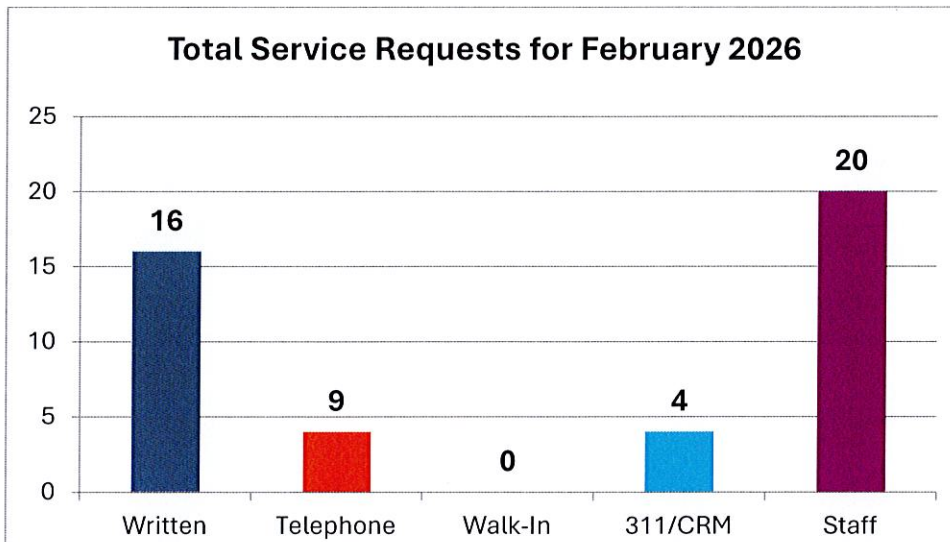
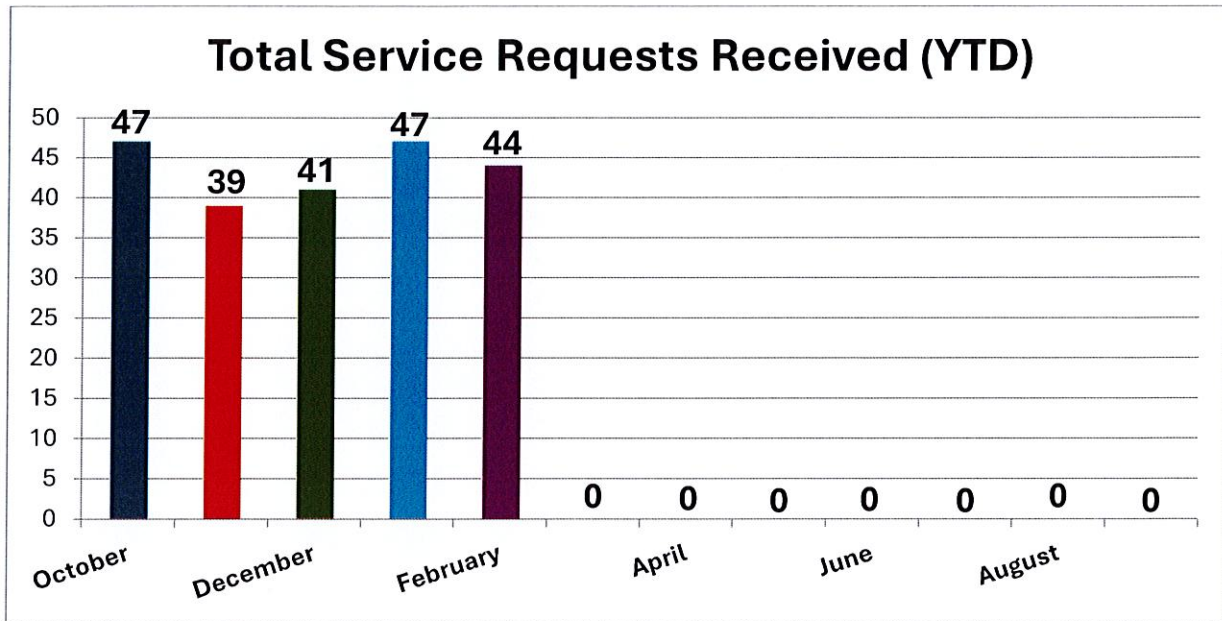


Monthly Department Report

CODE COMPLIANCE



Service Requests





Monthly Department Report

CODE COMPLIANCE



Complaint Types

Complaint Type	Number	%
Animal Provisions	2	4.5
BTR/CU	5	11
Construction Maintenance	3	6.8
WWOP	11	25
Camping on Right of Way	1	2.3
Food Truck	1	2.3
Tree	4	9.1
Protest	1	2.3
Site Triangle	1	2.3
Stormwater Drainage	2	4.5
Mold	1	2.3
MOT	1	2.3
Noise	4	9.1
Property Maintenance	7	16
TOTAL CASES	44	100

Noise Call Break Down	Number	%
Proactive	0	0
Public Write-Ins/ Tel.	2	50
311s	2	50
Police Referrals	0	0
TOTAL CASES	4	100



Monthly Department Report

CODE COMPLIANCE



REVENUE

2025-2026 Default Property Mortgage Registration Total & Revenue				
Month	Total Registrations	Total Revenue	Fiscal Year Total YTD	Days
October	7	\$ 1,400.00	\$ 1,400.00	31
November	16	\$ 3,200.00	\$ 4,600.00	30
December	6	\$ 1,200.00	\$ 5,800.00	31
January	7	\$ 1,400.00	\$ 7,200.00	31
February	11	\$ 2,200.00	\$ 9,400.00	28
March				31
April				30
May				31
June				30
July				31
August				31
September				30

2025-2026 Lien Searches Total & Revenue				
Month	Total Lien Searches	Total Revenue	Fiscal Year Total YTD	Date Range
October	197	\$ 29,550.00	\$ 29,550.00	31
November	191	\$ 28,650.00	\$ 58,200.00	30
December	97	\$ 14,550.00	\$ 72,750.00	31
January	122	\$ 18,300.00	\$ 91,050.00	31
February	141	\$ 21,150.00	\$ 112,200.00	28
March				31
April				30
May				31
June				30
July				31
August				31
September				30



Monthly Department Report

CODE COMPLIANCE



Administration

- N/A

Events

- The Department recognized Lace Food Service as the February recipient of the Keep Doral Beautiful Business Award during the morning Council meeting.
- Director met with Codina Partners Management, their legal counsel, the City Manager's Office, and the Public Works Department to address ongoing construction site maintenance concerns.
- A Code Compliance Officer worked on the President's Day holiday, proactively patrolling the city to address common holiday-related violations.
- Code Compliance Supervisors conducted a joint inspection of Trump National Golf Course alongside management to review complaints and proactively address any other issues.
- The Director and Administrative Coordinator attended a ClearGov Customized Education Session.
- All department staff participated in a Behavioral Management and Emotional Intelligence workshop.

Sponsors

N/A