



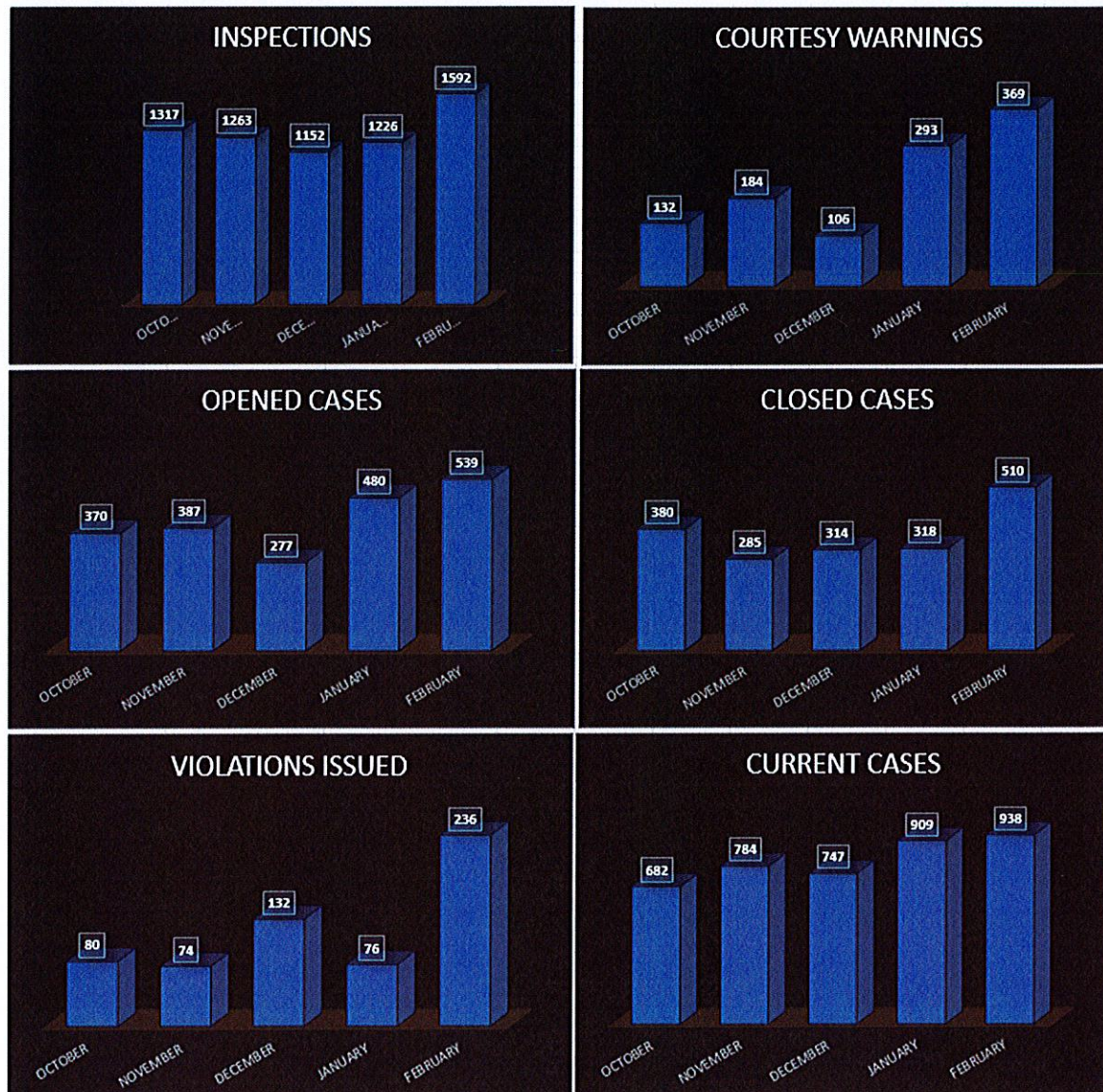
# Monthly Department Report

CODE COMPLIANCE



## February 2025

### Department Stats/ Key Performance Indicators







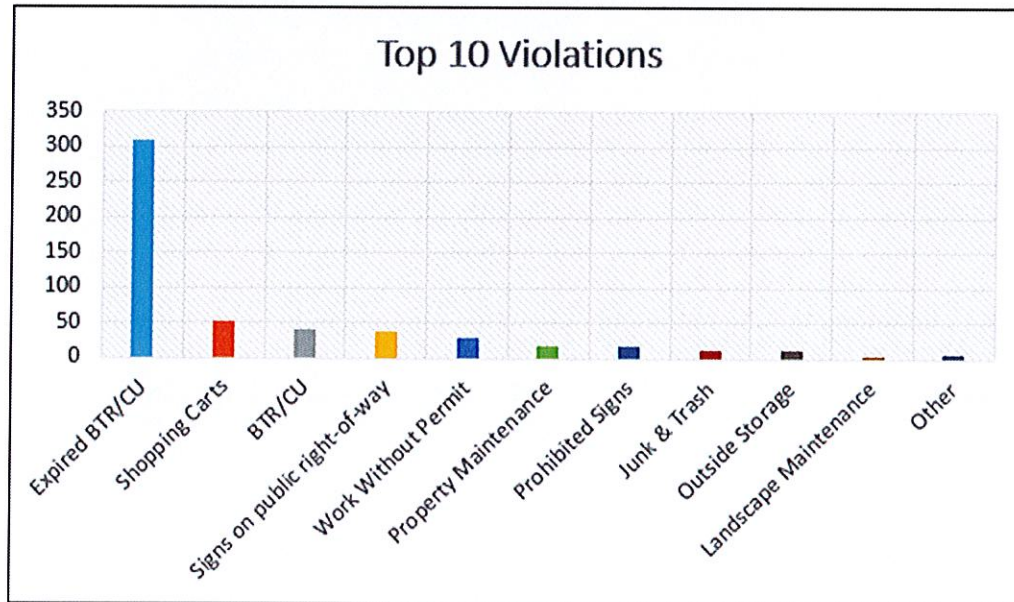
# Monthly Department Report

CODE COMPLIANCE



## Top 10 Violations

VIOLATION	# OF CASES	%
Expired BTR/CU	309	57
Shopping Carts	51	9.5
BTR/CU	40	7.4
Signs on public right-of-way	39	7.2
Work Without Permit	29	5.4
Property Maintenance	18	3.3
Prohibited Signs	17	3.2
Junk & Trash	13	2.4
Outside Storage	12	2.2
Landscape Maintenance	4	0.7
Other	7	1.3
<b>TOTAL CASES</b>	<b>539</b>	<b>100</b>



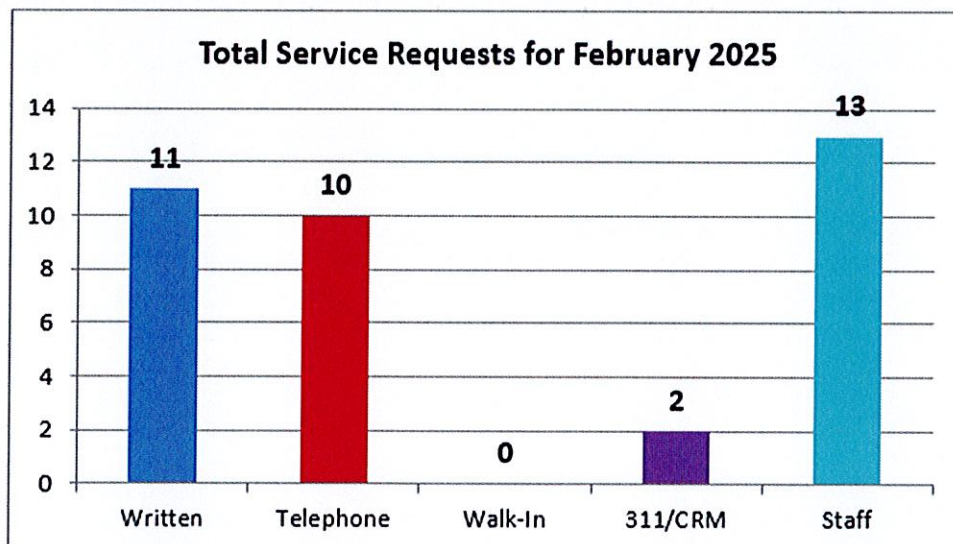
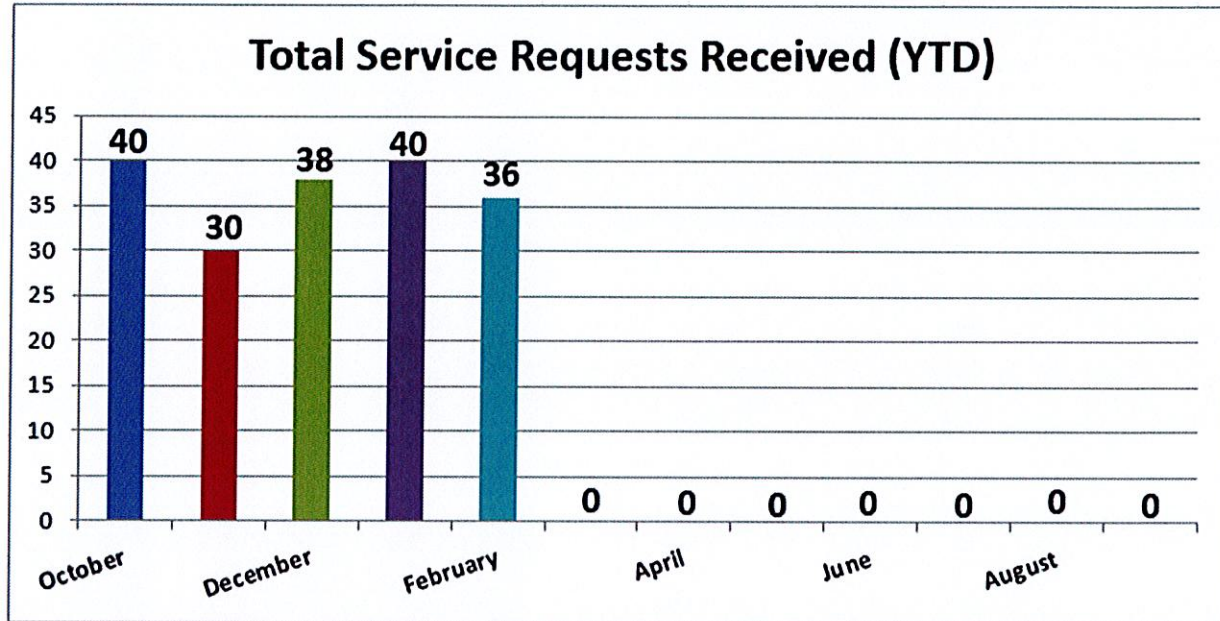


# Monthly Department Report

CODE COMPLIANCE



## Service Requests







# Monthly Department Report

CODE COMPLIANCE



## Complaint Types

Complaint Type	Number	%
WWP	11	31
Noise	4	11
Property Maintenance	5	14
BTR/CU	3	8.3
Landscape Maintenance	1	2.8
Expired BTR/CU	1	2.8
Mold	1	2.8
Animal Provisions	1	2.8
Park Training	1	2.8
Pothole	1	2.8
Short-Term Rental	1	2.8
Odor	3	8.3
Stormwater Drainage	1	2.8
Fire	2	5.6
<b>TOTAL CASES</b>	<b>36</b>	<b>100</b>

Noise Call Break Down	Number	%
Proactive	0	0
Public Write-Ins/ Tel.	3	75
311s	0	0
Police Referrals	1	25
<b>TOTAL CASES</b>	<b>4</b>	<b>100</b>





# Monthly Department Report

CODE COMPLIANCE

## Revenue

2024-2025 Default Property Mortgage Registration Total & Revenue				
Month	Total Registrations	Total Revenue	Fiscal Year Total YTD	Days
October	19	\$ 3,800.00	\$ 3,800.00	31
November	20	\$ 4,000.00	\$ 7,800.00	30
December	10	\$ 2,000.00	\$ 9,800.00	31
January	4	\$ 800.00	\$ 10,600.00	31
February	6	\$ 1,200.00	\$ 11,800.00	28
March				
April				
May				
June				
July				
August				
September				

2024-2025 Lien Searches Total & Revenue				
Month	Total Lien Searches	Total Revenue	Fiscal Year Total YTD	Date Range
October	138	\$ 11,730.00	\$ 11,730.00	31
November	127	\$ 10,795.00	\$ 22,525.00	30
December	99	\$ 8,415.00	\$ 30,940.00	31
January	117	\$ 9,945.00	\$ 40,885.00	31
February	140	\$ 11,900.00	\$ 52,785.00	28
March				
April				
May				
June				
July				
August				
September				





# Monthly Department Report

## CODE COMPLIANCE



### Administration

- Department held interviews for the vacant Code Compliance Officer I position.

### Events

- Assistant Director met with local business to discuss ongoing issue of commercial trucks damaging public swale while delivering to their property.
- Director coordinated the Lake Drive roadway improvement community meeting with the HOA and their legal counsel.
- Field Supervisor & Chief Licensing Officer met with local property owner to discuss violations caused by their tenants.
- Department presented Fortuna Transition LLC with the Keep Doral Beautiful Business Award for the month of February at the morning council meeting.
- Department held monthly Special Magistrate hearing for the month of February where twenty-four cases were successfully presented.
- Code Compliance Officer worked President's Day holiday, proactively patrolling the city and addressing common holiday violations.
- Assistant Director met with resident to discuss to discuss compliance option for a 2020 case.
- Director & Supervisor participated in meeting with City of North Miami beach to facilitate their understanding of different Energov modules.
- Department began our annual collaborative efforts with the Licensing Division to address expired business licenses. 327 inspections were conducted.

### Sponsors

N/A