



Monthly Department Report

FINANCE



July 2024

Department Stats/ Key Performance Indicators

- Payroll: Processed city-wide payroll for the pay periods ending 7/14/24 and 7/28/24, as well as Council payroll
- Accounts Receivable: Journalized the daily transactions for Cashier, Parks and Recreation Department and online payment system (OPS). Journalized monthly revenue transactions from intergovernmental entities.
- Accounts Payable: Processed and issued 383 checks and 17 wire transfers for a total of \$11,958,802.20.
- Bank Reconciliation completed for the month of July 2024.

Major Project Updates

- On July 29th the Proposed Millage Rate Special Council Meeting was held.
- On July 30th the Truth in Millage (TRIM) was certified to the Miami-Dade County Property Appraiser's office.
- The department continues to work on the FY 2025 Proposed budget.

Events

- Not Applicable

Sponsorships/Grants

- Not Applicable

Administration

- Not Applicable

Other

Financial Monthly Report for the month of July 2024 is attached containing the following for each fund reported by the City:

- Balance Sheet Report
- Revenue Year-to-Date Report
- Expenditure Year-to-Date Report



Monthly Department Report

FINANCE



- Accounts Payable Check Register

Please note copies of the City's banking and investment statements are available upon request, to the City's Finance Department.

City of Doral
Financial Statements
For The Period Ended
July 31, 2024

Pooled Cash Fund

000

Balance Sheet

BALANCE SHEET FOR 2024 10

FUND: 000 POOLED CASH			NET CHANGE FOR PERIOD	ACCOUNT BALANCE
ASSETS				
000	101000	CASH - WACHOVIA BANK INVESTMNT	-4,067,237.82	62,566,728.20
000	102000	CASH - PETTY CASH DRAWER	.00	1,000.00
000	102001	PETTY CASH - MORGAN LEVY PARK	.00	100.00
000	102002	PETTY CASH-LEGACY PARK	.00	100.00
000	102003	PETTY CASH - GLADES PARK	.00	50.00
000	102005	PETTY CASH-CULTURAL CTR.	.00	100.00
	TOTAL ASSETS		-4,067,237.82	62,568,078.20
LIABILITIES				
000	207001	DUE TO/DUE FROM GEN FUND	9,347,724.63	-27,430,361.14
000	207101	DUE TO/DUE FROM TRANSPRT	171,530.55	-2,247,679.54
000	207102	DUE TO/DUE FROM IMPACT - PARKS	9,215.00	-5,372,476.77
000	207103	DUE TO/DUE FROM IMPACT - POL	-74,152.02	-21,443.63
000	207105	DUE TO LETF	-508.94	-110,346.58
000	207107	DUE TO/FROM CITT FD	-89,896.53	-7,058,293.47
000	207108	DUE TO/FROM EMERGENCY FUND	.00	-595,493.64
000	207109	DUE TO/FROM BLDG TECH FUND	-27,797.47	-484,784.97
000	207110	DUE TO /FROM PUBLIC ART FUND	-6,969.59	-2,404,522.99
000	207111	DUE TO /FROM BUILDING FUND	-79,181.87	-5,948,891.59
000	207112	DUE TO /FROM AMERICAN RESCUE	.00	-2,932,975.25
000	207201	DUE TO/FROM PARK DEBT SERVICE	-5,133,177.16	-738,465.87
000	207301	DUE TO/DUE FROM CIP	.00	-800,545.61
000	207302	DUE TO/FROM INFRASTRUCTURE FD	.00	-500,000.00
000	207305	DUE TO/DUE FROM VEH.REP.FUND	.00	-227,099.47
000	207306	DUE TO/FROM PARK 2021 FUND	28,340.47	221,260.73
000	207401	DUE TO/DUE FROM STORMWATER	-79,311.49	-5,079,953.24
000	207402	DUE TO/FROM PARKING	.00	-41,663.65
000	207651	DUE TO/FROM OPEB FUND	.00	-800,035.08
000	207652	DUE TO/FROM PENSION FUND	1,422.24	5,693.56
	TOTAL LIABILITIES		4,067,237.82	-62,568,078.20
	TOTAL LIABILITIES + FUND BALANCE		4,067,237.82	-62,568,078.20

General Fund

001

Balance Sheet

BALANCE SHEET FOR 2024 10

FUND: 001 GENERAL FUND			NET CHANGE FOR PERIOD	ACCOUNT BALANCE
ASSETS				
001	101002	CASH - WACHOVIA PAYROLL ZBA	.00	1,650.03
001	104000	EQUITY IN POOLED CASH	-9,347,724.63	27,430,361.14
001	115004	ACCOUNTS RECIEVABLE - NSF CHKS	-33,215.61	12,337.53
001	115006	ACCOUNTS RECIEVABLE - COBRA	4,335.86	82,824.77
001	115109	A/R-TUITION REIMB PAYBACK	.00	-673.08
001	131103	DUE FROM POLICE IMPACT FEE	.00	348,401.77
001	131107	DUE FROM EMERGENCY FUND	.00	1,468,297.96
001	131302	DUE FROM INFRASTRUCTURE FD	.00	15,130.74
001	131303	DUE FROM PARK BOND	.00	160,808.00
001	131304	DUE FROM G.O.BOND DEBT FUND	.00	773,579.47
001	131305	DUE FROM PARK 2021 BOND FUND	.00	69,935.14
001	131652	DUE FROM PENSION FUND	.00	66,805.97
001	133000	DUE FROM GOVT - COUNTY	.00	24,920.31
001	141300	INVENTORY - GASOLINE	.00	21,403.76
001	141400	INVENTORY - DEISEL FUEL	.00	6,551.26
001	151002	INVESTMENT - WELLS -REG. CUS	802,104.51	71,388,637.86
001	151006	INVESTMENT - FL.PALM	30,022.29	6,585,924.19
001	151008	INVESTMENT - CASH EQUIVALENT	20,230.82	66,157.73
001	171000	ESTIMATED REVENUES	.00	86,270,734.00
001	172000	REVENUE CONTROL	-5,104,401.01	-81,084,194.18
TOTAL ASSETS			-13,628,647.77	113,709,594.37
LIABILITIES				
001	208100	DEPOSIT - SALES TAX - P & R	-1,290.84	-6,412.37
001	217000	PAYROLL LIABILITY	-96,304.57	-55,646.73
001	217200	PAYROLL LIAB - INSURANCE OTHER	-13,729.82	-36,949.05
001	217300	PAYROLL LIABILITY - FSA	-3,570.81	-73,792.41
001	217400	RETAINAGE LIABILITY-YEAR END	-376,327.22	-1,100,312.49
001	220000	ESCROW DEPOSITS	.00	-211,944.04
001	220001	ESCROW DEPOSIT-PW PLAT FEES	.00	-1,850.00
001	220002	ESCROW DEPOSIT-SPECIAL EVENTS	.00	-8,300.00
001	220100	ESCROW DEPOSIT - OTHER	.00	-578,286.03
001	220102	DEPOSIT PBA UNION DUES	.00	-4,422.00
001	220103	DEPOSIT RELAY FOR LIFE	.00	-116.20
001	220104	DEPOSIT - DADE HOME BLDRS ESCR	.00	-402.49
001	220105	Escrow Deposit - Doral Broncos	.00	-7,191.59
001	220106	DEPOSIT - STATE OF THE CITY	-3,000.00	-11,066.15
001	220107	DEPOSIT - STATE SURCHARGE	-12,692.17	-119,181.62
001	220108	DEPOSIT - MD BLDG CODE FEES	-27,474.60	-146,174.75
001	220109	DEPOSIT - FL DEPT OF BUSINESS	.00	-300.53
001	220110	DEPOSIT - CAMPAIGN SIGNS BOND	-6,000.00	-10,000.00
001	220113	DEPOSIT - POLICE EXPLORERS	.00	-4,747.74
001	220114	DEPOSIT - VETERAN BUY A BRICK	.00	-253.33
001	220120	DEPOSIT - ISR;OPR;AFT HR INSP	.00	-14,800.00
001	220121	ADA PGMS DADE INTERLOCAL AGM	.00	-190,418.19
001	220123	DEPOSIT - MISC	.00	-52,500.00
001	220125	DEPOSIT-BUILDING TRAINING FEE	.00	-155,021.31
001	220128	DEPOSIT-HEALTH INS.INCENTIVE	1,292.18	-66.89
001	220129	DEPOSIT-MOT LANE CLOSE. PERMIT	.00	-64,976.00
001	220132	DEPOSITS - DORAL HEARTS BRAZIL	.00	-98.00

BALANCE SHEET FOR 2024 10

FUND: 001 GENERAL FUND			NET CHANGE FOR PERIOD	ACCOUNT BALANCE
LIABILITIES				
	TOTAL LIABILITIES		-539,097.85	-2,855,229.91
FUND BALANCE				
001	241000	APPROPRIATIONS	.00	-111,849,948.58
001	242000	EXPENDITURE CONTROL	14,167,745.62	73,440,176.77
001	243000	ENCUMBRANCES	-8,091,120.79	18,879,745.06
001	245000	FUND BALANCE-RESV FOR ENCUMB	-54,272.97	3,623,641.95
001	245001	BUDGETARY FB-RESV FOR ENCUMB	8,091,120.79	-18,879,745.06
001	271000	FUND BALANCE-UNRES/UNDES	54,272.97	-101,647,449.18
001	271001	BUDGETARY FUND BAL-UNRES	.00	25,579,214.58
	TOTAL FUND BALANCE		14,167,745.62	-110,854,364.46
	TOTAL LIABILITIES + FUND BALANCE		13,628,647.77	-113,709,594.37

General Fund

001

Revenues

YEAR-TO-DATE BUDGET REPORT

FOR 2024 09

ACCOUNTS FOR:	ORIGINAL ESTIM REV	ESTIM REV ADJSTMTS	REVISED EST REV	ACTUAL YTD REVENUE	REMAINING REVENUE	PCT COLL
---------------	--------------------	--------------------	-----------------	--------------------	-------------------	----------

0011200 CITY CLERK REVENUE

0011200 341900 LIEN SEARCH FEES	0	0	0	-30,872.99	30,872.99	100.0%
0011200 341901 CANDIDATE QUALYF	-4,500	0	-4,500	-100.00	-4,400.00	2.2%
0011200 341907 PUBLIC RECORDS R	-42,000	0	-42,000	-7,664.52	-34,335.48	18.2%
TOTAL CITY CLERK REVENUE	-46,500	0	-46,500	-38,637.51	-7,862.49	83.1%

YEAR-TO-DATE BUDGET REPORT

FOR 2024 09

ACCOUNTS FOR:	ORIGINAL ESTIM REV	ESTIM REV ADJSTMTS	REVISED EST REV	ACTUAL YTD REVENUE	REMAINING REVENUE	PCT COLL
---------------	--------------------	--------------------	-----------------	--------------------	-------------------	----------

0014000 PLANNING AND ZONING REVENUE

0014000 321100 LOCAL BUSINESS L	-1,200,000	0	-1,200,000	-1,307,673.73	107,673.73	109.0%
0014000 329300 ZONING HEARING F	-30,000	0	-30,000	-92,888.80	62,888.80	309.6%
0014000 329400 ZONING PLAN REVI	-55,000	0	-55,000	-53,665.00	-1,335.00	97.6%
0014000 329401 ZONING PERMIT RE	-60,000	0	-60,000	-68,957.59	8,957.59	114.9%
0014000 338100 COUNTY BUSS.TAX	-89,000	0	-89,000	-28,607.63	-60,392.37	32.1%
0014000 362200 BILLBOARD REDUCT	-64,000	0	-64,000	-150,000.00	86,000.00	234.4%
TOTAL PLANNING AND ZONING REVENUE	-1,498,000	0	-1,498,000	-1,701,792.75	203,792.75	113.6%

YEAR-TO-DATE BUDGET REPORT

FOR 2024 09

ACCOUNTS FOR:	ORIGINAL ESTIM REV	ESTIM REV ADJSTMTS	REVISED EST REV	ACTUAL YTD REVENUE	REMAINING REVENUE	PCT COLL
001 GENERAL FUND						
0015000 GENERAL GOVERNMENT REVENUE						
0015000 311100 AD VALOREM TAXES	-29,930,182	0	-29,930,182	-29,835,443.41	-94,738.59	99.7%
0015000 311200 AD VALOREM TAXES	-600,000	0	-600,000	-253,388.50	-346,611.50	42.2%
0015000 313100 FRANCHISE FEES -	-7,200,000	0	-7,200,000	-4,981,156.14	-2,218,843.86	69.2%
0015000 314100 UTILITY TAXES -	-9,500,000	0	-9,500,000	-6,769,876.47	-2,730,123.53	71.3%
0015000 314200 COMMUNICATION SE	-3,929,927	0	-3,929,927	-2,862,429.85	-1,067,497.15	72.8%
0015000 314300 UTILITY TAXES -	-1,350,000	0	-1,350,000	-1,053,592.95	-296,407.05	78.0%
0015000 314400 UTILITY TAXES -	-200,000	0	-200,000	-177,497.56	-22,502.44	88.7%
0015000 335120 STATE SHARING RE	-2,052,085	0	-2,052,085	-1,428,443.36	-623,641.64	69.6%
0015000 335150 ALCOHOLIC BEVERA	-72,100	0	-72,100	-86,206.17	14,106.17	119.6%
0015000 335180 HALF CENT SALES	-7,543,526	0	-7,543,526	-5,767,907.31	-1,775,618.69	76.5%
0015000 361100 INTEREST INCOME	-750,000	0	-750,000	-2,515,691.59	1,765,691.59	335.4%
0015000 362100 LEASE AGREEMENT-	-12	0	-12	-12.00	.00	100.0%
0015000 367100 CHANGE IN INVEST	0	0	0	-875,778.05	875,778.05	100.0%
0015000 369100 MISCELLANEOUS IN	-36,750	0	-36,750	-39,241.11	2,491.11	106.8%
0015000 369200 PRIOR YEARS RECO	-10,500	0	-10,500	-8,025.02	-2,474.98	76.4%
0015000 369900 INSURANCE PROCEE	0	0	0	-73,029.91	73,029.91	100.0%
0015000 381200 INTERNAL SERVICE	-1,679,907	0	-1,679,907	.00	-1,679,907.00	.0%
0015000 381201 ARPA FUND TRANSF	0	-10,000,000	-10,000,000	-10,000,000.00	.00	100.0%
TOTAL GENERAL GOVERNMENT REVENUE	-64,854,989	-10,000,000	-74,854,989	-66,727,719.40	-8,127,269.60	89.1%

YEAR-TO-DATE BUDGET REPORT

FOR 2024 09

ACCOUNTS FOR:	ORIGINAL ESTIM REV	ESTIM REV ADJSTMTS	REVISED EST REV	ACTUAL YTD REVENUE	REMAINING REVENUE	PCT COLL
001 GENERAL FUND						
0016000 POLICE REVENUE						
0016000 313920 TOWING FEES	-12,500	0	-12,500	-9,673.76	-2,826.24	77.4%
0016000 329200 ALARM PERMITS	-190,000	0	-190,000	-116,633.50	-73,366.50	61.4%
0016000 331201 DOJ COPS TECH GR	-1,000,000	0	-1,000,000	.00	-1,000,000.00	.0%
0016000 342100 POLICE SERVICES	-1,400,000	0	-1,400,000	-2,111,648.84	711,648.84	150.8%
0016000 342110 POLICE SERVICES	-8,000	0	-8,000	-15,693.05	7,693.05	196.2%
0016000 342115 SCHOOL CROSSING	-70,000	0	-70,000	-71,647.84	1,647.84	102.4%
0016000 342130 POLICE SERVICES-	-829,445	0	-829,445	-536,385.32	-293,059.68	64.7%
0016000 351100 JUDGEMENTS & FIN	-350,000	0	-350,000	-171,542.19	-178,457.81	49.0%
0016000 351150 SAFETY REDLIGHT	0	0	0	-18,368.53	18,368.53	100.0%
0016000 351200 COURT-INVESTIGAT	-1,000	0	-1,000	.00	-1,000.00	.0%
0016000 369105 PD MISC-SRO OT R	-35,000	0	-35,000	-301,663.75	266,663.75	861.9%
TOTAL POLICE REVENUE	-3,895,945	0	-3,895,945	-3,353,256.78	-542,688.22	86.1%

YEAR-TO-DATE BUDGET REPORT

FOR 2024 09

ACCOUNTS FOR: 001 GENERAL FUND	ORIGINAL ESTIM REV	ESTIM REV ADJSTMTS	REVISED EST REV	ACTUAL YTD REVENUE	REMAINING REVENUE	PCT COLL
0017000 BUILDING REVENUE						
0017000 329600 CONCURRENCY FEES	-60,000	0	-60,000	-1,114.50	-58,885.50	1.9%
0017000 341903 BLDG RECORDS REQ	-75,000	0	-75,000	-56,942.00	-18,058.00	75.9%
TOTAL BUILDING REVENUE	-135,000	0	-135,000	-58,056.50	-76,943.50	43.0%

YEAR-TO-DATE BUDGET REPORT

FOR 2024 09

ACCOUNTS FOR:	ORIGINAL ESTIM REV	ESTIM REV ADJSTMTS	REVISED EST REV	ACTUAL YTD REVENUE	REMAINING REVENUE	PCT COLL
001 GENERAL FUND						

0017100 CODE REVENUE

0017100 329800	CODE DEFAULT PRO	-30,000	0	-30,000	-14,800.00	-15,200.00	49.3%
0017100 341900	LIEN SEARCH FEES	-220,000	0	-220,000	-119,541.30	-100,458.70	54.3%
0017100 351100	JUDGEMENTS & FIN	-240,000	0	-240,000	-148,649.23	-91,350.77	61.9%
0017100 359101	FINES - PERMIT V	-315,000	0	-315,000	-93,780.00	-221,220.00	29.8%
TOTAL CODE REVENUE		-805,000	0	-805,000	-376,770.53	-428,229.47	46.8%

YEAR-TO-DATE BUDGET REPORT

FOR 2024 09

ACCOUNTS FOR:	ORIGINAL ESTIM REV	ESTIM REV ADJSTMTS	REVISED EST REV	ACTUAL YTD REVENUE	REMAINING REVENUE	PCT COLL
---------------	--------------------	--------------------	-----------------	--------------------	-------------------	----------

0018000 PUBLIC WORKS REVENUE

0018000 313700	FRANCHISE FEES -	-1,800,000	0	-1,800,000	-1,474,935.29	-325,064.71	81.9%
0018000 313900	FRANCHISE FEES -	-10,000	0	-10,000	-30,204.76	20,204.76	302.0%
0018000 329402	PW-PLATTING PERM	-25,000	0	-25,000	-4,550.00	-20,450.00	18.2%
0018000 329700	PUBLIC WORKS PER	-100,000	0	-100,000	-116,840.00	16,840.00	116.8%
0018000 344500	PARKING OPERATIO	-1,125,000	0	-1,125,000	-704,853.29	-420,146.71	62.7%
0018000 359102	FINES - PARKING	-545,000	0	-545,000	-204,697.32	-340,302.68	37.6%
TOTAL PUBLIC WORKS REVENUE		-3,605,000	0	-3,605,000	-2,536,080.66	-1,068,919.34	70.3%

YEAR-TO-DATE BUDGET REPORT

FOR 2024 09

ACCOUNTS FOR:	ORIGINAL ESTIM REV	ESTIM REV ADJSTMTS	REVISED EST REV	ACTUAL YTD REVENUE	REMAINING REVENUE	PCT COLL
001 GENERAL FUND						
0019000 PARKS AND RECREATION REVENUE						
0019000 347200 RECREATION FEES	-120,000	0	-120,000	-84,195.44	-35,804.56	70.2%
0019000 347201 RECREATION - REN	-300,000	0	-300,000	-314,611.35	14,611.35	104.9%
0019000 347202 RECREATION - BRO	-18,000	0	-18,000	-31,675.00	13,675.00	176.0%
0019000 347203 RECREATION-CONCE	-8,000	0	-8,000	-3,450.00	-4,550.00	43.1%
0019000 347204 RECREATION-TAXAB	-1,000	0	-1,000	-327.23	-672.77	32.7%
0019000 347400 RECREATION - SPE	-50,000	0	-50,000	-48,790.99	-1,209.01	97.6%
0019000 347401 RECREATION - SPO	-95,000	0	-95,000	-84,771.00	-10,229.00	89.2%
0019000 347402 RECREATION - CAM	-110,000	0	-110,000	-39,456.75	-70,543.25	35.9%
0019000 347403 RECREATION - TEN	-70,000	0	-70,000	-45,749.54	-24,250.46	65.4%
0019000 347404 RECREATION - SOC	-265,000	0	-265,000	-196,705.00	-68,295.00	74.2%
0019000 347405 RECREATION-COMMU	-175,000	0	-175,000	-134,001.54	-40,998.46	76.6%
0019000 347406 RECREATION-TRAIN	-300	0	-300	-150.00	-150.00	50.0%
0019000 347407 RECREATION-BASEB	-35,000	0	-35,000	-18,245.20	-16,754.80	52.1%
0019000 347900 SPONSORSHIP NAMI	-175,000	0	-175,000	-175,000.00	.00	100.0%
0019000 366000 PRIVATE GRANTS &	0	0	0	-10,000.00	10,000.00	100.0%
0019000 369104 MAU PARK	-7,000	0	-7,000	.00	-7,000.00	.0%
0019000 369400 MISC.PARK FEES	-1,000	0	-1,000	-350.00	-650.00	35.0%
TOTAL PARKS AND RECREATION REVENUE	-1,430,300	0	-1,430,300	-1,187,479.04	-242,820.96	83.0%
TOTAL GENERAL FUND	-76,270,734	-10,000,000	-86,270,734	-75,979,793.17	-10,290,940.83	88.1%
TOTAL REVENUES	-76,270,734	-10,000,000	-86,270,734	-75,979,793.17	-10,290,940.83	

General Fund

001

Expenditures

YEAR-TO-DATE BUDGET REPORT

FOR 2024 10

ACCOUNTS FOR:	ORIGINAL	TRANFRS/	REVISED	YTD EXPENDED	ENCUMBRANCES	AVAILABLE	PCT
001 GENERAL FUND	APPROP	ADJSTMTS	BUDGET			BUDGET	USED

00110005 OFFICE OF THE MAYOR & COUNCIL

00110005	500110	CHARTER COMPENS	152,031	0	152,031	126,693.16	.00	25,337.84	83.3%
00110005	500120	FULL TIME SALAR	495,639	0	495,639	425,834.70	.00	69,804.30	85.9%
00110005	500125	COMPENSATED ABS	17,871	0	17,871	3,730.21	.00	14,140.79	20.9%
00110005	500210	FICA & MICA TAX	64,914	0	64,914	52,406.52	.00	12,507.48	80.7%
00110005	500220	RETIREMENT CONT	86,843	0	86,843	67,449.64	.00	19,393.36	77.7%
00110005	500230	LIFE & HEALTH I	289,378	0	289,378	169,426.43	.00	119,951.57	58.5%
00110005	500400	TRAVEL & PER DI	26,100	0	26,100	23,490.00	.00	2,610.00	90.0%
00110005	500401	COUNCIL STIPEND	150,000	0	150,000	125,000.00	.00	25,000.00	83.3%
00110005	50040A	COUNCIL SEAT MA	10,000	-4,625	5,375	5,374.30	.00	.70	100.0%
00110005	50040B	COUNCIL SEAT ON	5,000	3,637	8,637	8,557.73	.00	79.27	99.1%
00110005	50040C	COUNCIL SEAT TW	5,000	800	5,800	5,663.73	.00	136.27	97.7%
00110005	50040D	COUNCIL SEAT TH	5,000	0	5,000	3,337.36	.00	1,662.64	66.7%
00110005	50040E	COUNCIL SEAT FO	5,000	550	5,550	5,439.17	.00	110.83	98.0%
00110005	500410	COMMUNICATION &	24,900	0	24,900	12,595.00	.00	12,305.00	50.6%
00110005	50044A	R & L - COUNCIL	5,000	0	5,000	5,000.00	.00	.00	100.0%
00110005	50044B	R & L - COUNCIL	5,000	0	5,000	4,000.00	.00	1,000.00	80.0%
00110005	50044C	R & L - COUNCIL	5,000	0	5,000	4,300.00	.00	700.00	86.0%
00110005	50044D	R & L - COUNCIL	5,000	0	5,000	2,400.00	.00	2,600.00	48.0%
00110005	50044E	R & L - COUNCIL	5,000	0	5,000	.00	.00	5,000.00	.0%
00110005	50048A	COUNCIL SEAT MA	500	6,062	6,562	.00	4,385.00	2,177.00	66.8%
00110005	50048B	COUNCIL SEAT ON	500	-230	270	.00	.00	270.00	.0%
00110005	50048C	COUNCIL SEAT TW	500	-500	0	.00	.00	.00	.0%
00110005	50048D	COUNCIL SEAT TH	500	678	1,178	1,018.03	89.75	70.22	94.0%
00110005	50048E	COUNCIL SEAT FO	500	-500	0	.00	.00	.00	.0%
00110005	50049A	OTCC-COUNCIL SE	5,000	0	5,000	4,999.98	.00	.02	100.0%
00110005	50049B	OTCC-COUNCIL SE	5,000	0	5,000	3,500.00	.00	1,500.00	70.0%
00110005	50049C	OTCC-COUNCIL SE	5,000	0	5,000	3,000.00	.00	2,000.00	60.0%
00110005	50049D	OTCC-COUNCIL SE	5,000	0	5,000	2,000.00	.00	3,000.00	40.0%
00110005	50049E	OTCC-COUNCIL SE	5,000	0	5,000	1,500.00	.00	3,500.00	30.0%
00110005	50051A	COUNCIL SEAT MA	5,000	-2,546	2,454	2,251.97	201.38	.65	100.0%
00110005	50051B	COUNCIL SEAT ON	5,000	-1,937	3,063	2,763.61	198.89	100.50	96.7%
00110005	50051C	COUNCIL SEAT TW	5,000	-2,051	2,949	2,856.35	.00	92.65	96.9%
00110005	50051D	COUNCIL SEAT TH	5,000	-678	4,322	1,275.40	352.48	2,694.12	37.7%
00110005	50051E	COUNCIL SEAT FO	5,000	-1,130	3,870	3,695.03	174.82	.15	100.0%
00110005	50054A	COUNCIL SEAT MA	6,000	1,109	7,109	7,498.95	.00	-389.95	105.5%
00110005	50054B	COUNCIL SEAT ON	6,000	-1,470	4,530	4,243.94	.00	286.06	93.7%
00110005	50054C	COUNCIL SEAT TW	6,000	1,751	7,751	7,350.49	.00	400.51	94.8%
00110005	50054D	COUNCIL SEAT TH	6,000	0	6,000	2,683.43	.00	3,316.57	44.7%
00110005	50054E	COUNCIL SEAT FO	6,000	1,080	7,080	7,562.75	.00	-482.75	106.8%
TOTAL OFFICE OF THE MAYOR & COUNCIL			1,445,176	0	1,445,176	1,108,897.88	5,402.32	330,875.80	77.1%

YEAR-TO-DATE BUDGET REPORT

FOR 2024 10

ACCOUNTS FOR: 001 GENERAL FUND	ORIGINAL APPROP	TRANFRS/ ADJSTMTS	REVISED BUDGET	YTD EXPENDED	ENCUMBRANCES	AVAILABLE BUDGET	PCT USED
00111005 OFFICE OF THE CITY MANAGER							
00111005 500111 ADMINISTRATIVE	665,672	0	665,672	536,096.38	.00	129,575.62	80.5%
00111005 500120 FULL TIME SALAR	152,475	0	152,475	89,232.51	.00	63,242.49	58.5%
00111005 500125 COMPENSATED ABS	58,102	0	58,102	150,094.15	.00	-91,992.15	258.3%
00111005 500140 OVERTIME	250	0	250	64.91	.00	185.09	26.0%
00111005 500210 FICA & MICA TAX	69,576	0	69,576	57,259.57	.00	12,316.43	82.3%
00111005 500220 RETIREMENT CONT	140,466	0	140,466	94,286.06	.00	46,179.94	67.1%
00111005 500230 LIFE & HEALTH I	108,708	0	108,708	100,207.27	.00	8,500.73	92.2%
00111005 500400 TRAVEL & PER DI	31,600	0	31,600	32,369.68	.00	-769.68	102.4%
00111005 500410 COMMUNICATION &	5,400	0	5,400	5,925.00	.00	-525.00	109.7%
00111005 500510 OFFICE SUPPLIES	3,750	0	3,750	1,439.37	1,135.63	1,175.00	68.7%
00111005 500540 DUES/SUBSCRIPTI	8,000	0	8,000	7,319.09	.00	680.91	91.5%
TOTAL OFFICE OF THE CITY MANAGER	1,243,999	0	1,243,999	1,074,293.99	1,135.63	168,569.38	86.4%

YEAR-TO-DATE BUDGET REPORT

FOR 2024 10

ACCOUNTS FOR:	ORIGINAL APPROP	TRANFRS/ADJSTMTS	REVISED BUDGET	YTD EXPENDED	ENCUMBRANCES	AVAILABLE BUDGET	PCT USED
001 GENERAL FUND							
00111505 PUBLIC AFFAIRS							
00111505 500111 ADMINISTRATIVE	147,141	0	147,141	127,511.43	.00	19,629.57	86.7%
00111505 500120 FULL TIME SALAR	562,763	62,254	625,017	440,011.17	.00	185,005.83	70.4%
00111505 500125 COMPENSATED ABS	25,292	2,246	27,538	.00	.00	27,538.00	.0%
00111505 500210 FICA & MICA TAX	56,791	4,965	61,756	43,443.97	.00	18,312.03	70.3%
00111505 500220 RETIREMENT CONT	84,165	7,471	91,636	64,999.22	.00	26,636.78	70.9%
00111505 500230 LIFE & HEALTH I	91,485	15,075	106,560	54,937.27	.00	51,622.73	51.6%
00111505 500340 CONTRACTUAL SER	78,300	0	78,300	28,729.60	.00	49,570.40	36.7%
00111505 500400 TRAVEL & PER DI	5,620	0	5,620	4,880.00	.00	740.00	86.8%
00111505 500410 COMMUNICATION &	5,100	925	6,025	5,225.00	.00	800.00	86.7%
00111505 500470 PRINTING & BIND	24,150	1,000	25,150	18,312.30	1,101.50	5,736.20	77.2%
00111505 500481 PROMOTIONAL ACT	85,800	-1,000	84,800	56,070.01	10,936.15	17,793.84	79.0%
00111505 500482 PROMOTIONAL ACT	0	20,000	20,000	1,987.50	180.00	17,832.50	10.8%
00111505 500490 OTHER CURRENT C	32,700	0	32,700	1,321.27	998.73	30,380.00	7.1%
00111505 500510 OFFICE SUPPLIES	1,000	1,000	2,000	1,398.09	101.91	500.00	75.0%
00111505 500520 OPERATING SUPPL	2,100	0	2,100	1,996.25	90.85	12.90	99.4%
00111505 500540 DUES/SUBSCRIPTI	6,786	810	7,596	5,972.00	.00	1,624.00	78.6%
00111505 500640 CAPITAL OUTLAY	8,300	0	8,300	4,345.94	10.06	3,944.00	52.5%
TOTAL PUBLIC AFFAIRS	1,217,493	114,746	1,332,239	861,141.02	13,419.20	457,678.78	65.6%

YEAR-TO-DATE BUDGET REPORT

FOR 2024 10

ACCOUNTS FOR:	ORIGINAL	TRANFRS/	REVISED				AVAILABLE	PCT
001 GENERAL FUND	APPROP	ADJSTMTS	BUDGET	YTD EXPENDED	ENCUMBRANCES	BUDGET	USED	

00112005 OFFICE OF THE CITY CLERK

00112005	500111	ADMINISTRATIVE	146,258	0	146,258	120,073.41	.00	26,184.59	82.1%
00112005	500120	FULL TIME SALAR	167,215	0	167,215	140,369.99	.00	26,845.01	83.9%
00112005	500125	COMPENSATED ABS	14,284	0	14,284	.00	.00	14,284.00	.0%
00112005	500210	FICA & MICA TAX	26,404	0	26,404	20,071.63	.00	6,332.37	76.0%
00112005	500220	RETIREMENT CONT	66,325	0	66,325	53,675.90	.00	12,649.10	80.9%
00112005	500230	LIFE & HEALTH I	31,685	0	31,685	25,772.63	.00	5,912.37	81.3%
00112005	500331	COURT REPORTER	7,000	0	7,000	885.75	1,114.25	5,000.00	28.6%
00112005	500400	TRAVEL & PER DI	19,900	0	19,900	14,211.00	.00	5,689.00	71.4%
00112005	500410	COMMUNICATION &	3,000	0	3,000	2,750.00	.00	250.00	91.7%
00112005	500470	PRINTING & BIND	14,000	0	14,000	9,496.99	.00	4,503.01	67.8%
00112005	500491	LEGAL ADVERTISI	99,000	0	99,000	92,279.99	6,719.19	.82	100.0%
00112005	500495	ELECTION EXPENS	80,000	0	80,000	.00	.00	80,000.00	.0%
00112005	500510	OFFICE SUPPLIES	2,000	0	2,000	1,502.45	122.55	375.00	81.3%
00112005	500520	OPERATING SUPPL	3,000	0	3,000	223.94	.00	2,776.06	7.5%
00112005	500540	DUES/SUBSCRIPTI	8,300	0	8,300	2,938.42	.00	5,361.58	35.4%
TOTAL OFFICE OF THE CITY CLERK			688,371	0	688,371	484,252.10	7,955.99	196,162.91	71.5%

YEAR-TO-DATE BUDGET REPORT

FOR 2024 10

ACCOUNTS FOR:	ORIGINAL APPROP	TRANFRS/ADJSTMTS	REVISED BUDGET	YTD EXPENDED	ENCUMBRANCES	AVAILABLE BUDGET	PCT USED
001 GENERAL FUND							
00113005 CHARTER ENFORCEMENT							
00113005 500111 ADMINISTRATIVE	56,706	0	56,706	.00	.00	56,706.00	.0%
00113005 500125 COMPENSATED ABS	2,045	0	2,045	.00	.00	2,045.00	.0%
00113005 500210 FICA & MICA TAX	4,740	0	4,740	.00	.00	4,740.00	.0%
00113005 500220 RETIREMENT CONT	6,805	0	6,805	.00	.00	6,805.00	.0%
00113005 500230 LIFE & HEALTH I	6,544	0	6,544	.00	.00	6,544.00	.0%
00113005 500340 CONTRACTUAL SER	0	700	700	699.00	.00	1.00	99.9%
00113005 500400 TRAVEL & PER DI	2,610	-700	1,910	200.00	.00	1,710.00	10.5%
00113005 500410 COMMUNICATION &	600	0	600	.00	.00	600.00	.0%
TOTAL CHARTER ENFORCEMENT	80,050	0	80,050	899.00	.00	79,151.00	1.1%

YEAR-TO-DATE BUDGET REPORT

FOR 2024 10

ACCOUNTS FOR:	ORIGINAL	TRANFRS/	REVISED			AVAILABLE	PCT
001 GENERAL FUND	APPROP	ADJSTMTS	BUDGET	YTD EXPENDED	ENCUMBRANCES	BUDGET	USED
00120005 HUMAN RESOURCES							
00120005 500111 ADMINISTRATIVE	155,555	0	155,555	127,906.96	.00	27,648.04	82.2%
00120005 500120 FULL TIME SALAR	657,576	0	657,576	443,128.18	.00	214,447.82	67.4%
00120005 500125 COMPENSATED ABS	29,114	0	29,114	.00	.00	29,114.00	.0%
00120005 500130 OTHER SALARIES	50,000	0	50,000	35,654.47	.00	14,345.53	71.3%
00120005 500210 FICA & MICA TAX	68,515	0	68,515	45,820.42	.00	22,694.58	66.9%
00120005 500220 RETIREMENT CONT	96,890	0	96,890	65,982.14	.00	30,907.86	68.1%
00120005 500230 LIFE & HEALTH I	124,742	0	124,742	80,554.69	.00	44,187.31	64.6%
00120005 500310 PROFESSIONAL SE	15,500	0	15,500	.00	.00	15,500.00	.0%
00120005 500340 CONTRACTUAL SER	104,354	0	104,354	78,819.75	21,728.45	3,805.80	96.4%
00120005 500400 TRAVEL & PER DI	6,170	0	6,170	5,910.00	.00	260.00	95.8%
00120005 500410 COMMUNICATION &	2,400	0	2,400	2,200.00	.00	200.00	91.7%
00120005 500470 PRINTING & BIND	600	0	600	241.53	358.47	.00	100.0%
00120005 500480 PROMOTIONAL ACT	13,250	0	13,250	10,685.60	17.80	2,546.60	80.8%
00120005 500510 OFFICE SUPPLIES	2,500	0	2,500	719.67	1,795.33	-15.00	100.6%
00120005 500520 OPERATING SUPPL	2,000	0	2,000	1,947.85	19.14	33.01	98.3%
00120005 500540 DUES/SUBSCRIPTI	75,292	0	75,292	26,446.62	10,000.00	38,845.38	48.4%
TOTAL HUMAN RESOURCES	1,404,458	0	1,404,458	926,017.88	33,919.19	444,520.93	68.3%

YEAR-TO-DATE BUDGET REPORT

FOR 2024 10

ACCOUNTS FOR: 001 GENERAL FUND	ORIGINAL APPROP	TRANFRS/ ADJSTMTS	REVISED BUDGET	YTD EXPENDED	ENCUMBRANCES	AVAILABLE BUDGET	PCT USED
00121005 FINANCE							
00121005 500111 ADMINISTRATIVE	199,681	0	199,681	128,207.03	.00	71,473.97	64.2%
00121005 500120 FULL TIME SALAR	635,218	0	635,218	428,323.20	.00	206,894.80	67.4%
00121005 500125 COMPENSATED ABS	29,880	0	29,880	.00	.00	29,880.00	.0%
00121005 500140 OVERTIME	1,986	0	1,986	169.60	.00	1,816.40	8.5%
00121005 500210 FICA & MICA TAX	66,570	0	66,570	40,300.18	.00	26,269.82	60.5%
00121005 500220 RETIREMENT CONT	99,446	0	99,446	84,424.59	.00	15,021.41	84.9%
00121005 500230 LIFE & HEALTH I	181,823	0	181,823	143,933.00	.00	37,890.00	79.2%
00121005 500321 ACCTG & AUDITIN	61,650	0	61,650	30,000.00	31,200.00	450.00	99.3%
00121005 500340 CONTRACTUAL SER	2,000	0	2,000	.00	.00	2,000.00	.0%
00121005 500400 TRAVEL & PER DI	8,970	0	8,970	4,850.40	.00	4,119.60	54.1%
00121005 500410 COMMUNICATION &	2,450	0	2,450	2,200.00	.00	250.00	89.8%
00121005 500460 REPAIR & MAINT	1,350	0	1,350	.00	630.00	720.00	46.7%
00121005 500470 PRINTING & BIND	3,650	0	3,650	1,221.82	33.00	2,395.18	34.4%
00121005 500510 OFFICE SUPPLIES	5,950	0	5,950	3,817.13	1,740.28	392.59	93.4%
00121005 500540 DUES/SUBSCRIPTI	7,160	0	7,160	1,755.00	.00	5,405.00	24.5%
TOTAL FINANCE	1,307,784	0	1,307,784	869,201.95	33,603.28	404,978.77	69.0%

YEAR-TO-DATE BUDGET REPORT

FOR 2024 10

ACCOUNTS FOR:	ORIGINAL APPROP	TRANFRS/ADJSTMTS	REVISED BUDGET	YTD EXPENDED	ENCUMBRANCES	AVAILABLE BUDGET	PCT USED
001 GENERAL FUND							
00121505 PROCUREMENT & ASSET MANAGEMENT							
00121505 500111 ADMINISTRATIVE	157,111	0	157,111	130,168.07	.00	26,942.93	82.9%
00121505 500120 FULL TIME SALAR	114,950	0	114,950	68,790.75	.00	46,159.25	59.8%
00121505 500125 COMPENSATED ABS	9,697	0	9,697	.00	.00	9,697.00	.0%
00121505 500210 FICA & MICA TAX	21,795	0	21,795	15,508.89	.00	6,286.11	71.2%
00121505 500220 RETIREMENT CONT	32,270	0	32,270	23,354.70	.00	8,915.30	72.4%
00121505 500230 LIFE & HEALTH I	40,246	0	40,246	24,327.75	.00	15,918.25	60.4%
00121505 500400 TRAVEL & PER DI	8,720	0	8,720	4,851.99	.00	3,868.01	55.6%
00121505 500410 COMMUNICATION &	1,400	0	1,400	1,100.00	.00	300.00	78.6%
00121505 500460 REPAIR & MAINT	500	0	500	.00	.00	500.00	.0%
00121505 500470 PRINTING & BIND	1,000	0	1,000	140.00	.00	860.00	14.0%
00121505 500510 OFFICE SUPPLIES	1,150	0	1,150	301.29	839.61	9.10	99.2%
00121505 500540 DUES/SUBSCRIPTI	2,680	0	2,680	290.00	1,600.00	790.00	70.5%
TOTAL PROCUREMENT & ASSET MANAGEMENT	391,519	0	391,519	268,833.44	2,439.61	120,245.95	69.3%

YEAR-TO-DATE BUDGET REPORT

FOR 2024 10

ACCOUNTS FOR:	ORIGINAL APPROP	TRANFRS/ADJSTMTS	REVISED BUDGET	YTD EXPENDED	ENCUMBRANCES	AVAILABLE BUDGET	PCT USED
001 GENERAL FUND							
00122005 INFORMATION TECHNOLOGY							
00122005 500111 ADMINISTRATIVE	161,823	0	161,823	77,166.17	.00	84,656.83	47.7%
00122005 500120 FULL TIME SALAR	1,576,800	0	1,576,800	1,262,422.69	.00	314,377.31	80.1%
00122005 500125 COMPENSATED ABS	62,315	0	62,315	2,328.00	.00	59,987.00	3.7%
00122005 500140 OVERTIME	7,000	0	7,000	7,324.89	.00	-324.89	104.6%
00122005 500210 FICA & MICA TAX	138,622	0	138,622	98,442.42	.00	40,179.58	71.0%
00122005 500220 RETIREMENT CONT	207,386	0	207,386	154,521.04	.00	52,864.96	74.5%
00122005 500230 LIFE & HEALTH I	378,332	0	378,332	277,413.52	.00	100,918.48	73.3%
00122005 500310 PROFESSIONAL SE	103,900	0	103,900	28,872.89	19,470.15	55,556.96	46.5%
00122005 500400 TRAVEL & PER DI	14,520	0	14,520	3,260.25	.00	11,259.75	22.5%
00122005 500410 COMMUNICATION &	1,018,975	0	1,018,975	693,146.09	231,228.73	94,600.18	90.7%
00122005 500440 RENTALS & LEASE	79,138	0	79,138	55,381.96	20,618.04	3,138.00	96.0%
00122005 500460 REPAIR & MAINT	1,930,049	0	1,930,049	1,167,983.09	260,944.85	501,121.06	74.0%
00122005 500464 REPAIR & MAINT-	989,495	150	989,645	471,551.46	30,076.88	488,016.66	50.7%
00122005 500510 OFFICE SUPPLIES	1,900	0	1,900	62.19	1,837.81	.00	100.0%
00122005 500520 OPERATING SUPPL	205,209	0	205,209	131,946.21	2,994.83	70,267.96	65.8%
00122005 500540 DUES/SUBSCRIPTI	29,049	0	29,049	17,725.17	.00	11,323.83	61.0%
00122005 500640 CAPITAL OUTLAY	141,700	0	141,700	68,168.52	62,735.68	10,795.80	92.4%
00122005 500641 CAPITAL OUTLAY	23,200	0	23,200	.00	.00	23,200.00	.0%
00122005 500652 CAPITAL OUTLAY-	648,816	316,696	965,512	17,984.08	591,781.01	355,747.26	63.2%
TOTAL INFORMATION TECHNOLOGY	7,718,229	316,846	8,035,075	4,535,700.64	1,221,687.98	2,277,686.73	71.7%

YEAR-TO-DATE BUDGET REPORT

FOR 2024 10

ACCOUNTS FOR:	ORIGINAL APPROP	TRANFRS/ ADJSTMTS	REVISED BUDGET	YTD EXPENDED	ENCUMBRANCES	AVAILABLE BUDGET	PCT USED
001 GENERAL FUND							
00130005 OFFICE OF THE ATTORNEY							
00130005 500311 PROFESSIONAL SE	480,000	0	480,000	353,446.64	163,572.70	-37,019.34	107.7%
00130005 500312 PROFESSIONAL SE	275,000	0	275,000	117,169.05	46,098.45	111,732.50	59.4%
00130005 500316 LITIGATION CONT	200,000	0	200,000	.00	.00	200,000.00	.0%
TOTAL OFFICE OF THE ATTORNEY	955,000	0	955,000	470,615.69	209,671.15	274,713.16	71.2%

YEAR-TO-DATE BUDGET REPORT

FOR 2024 10									
ACCOUNTS FOR:	GENERAL FUND	ORIGINAL APPROP	TRANFRS/ADJSTMTS	REVISED BUDGET	YTD EXPENDED	ENCUMBRANCES	AVAILABLE BUDGET	PCT USED	
00140005 PLANNING AND ZONING									
00140005	500111	ADMINISTRATIVE	177,987	-44,497	133,490	91,921.78	.00	41,568.22	68.9%
00140005	500120	FULL TIME SALAR	820,600	-62,254	758,346	618,409.28	.00	139,936.72	81.5%
00140005	500125	COMPENSATED ABS	35,899	-3,851	32,048	8,620.00	.00	23,428.00	26.9%
00140005	500140	OVERTIME	500	0	500	.00	.00	500.00	.0%
00140005	500210	FICA & MICA TAX	79,714	-8,653	71,061	52,034.07	.00	19,026.93	73.2%
00140005	500220	RETIREMENT CONT	118,845	-12,810	106,035	81,990.67	.00	24,044.33	77.3%
00140005	500230	LIFE & HEALTH I	201,522	-22,251	179,271	164,018.59	.00	15,252.41	91.5%
00140005	500310	PROFESSIONAL SE	78,000	249,288	327,288	49,070.00	200,217.75	78,000.00	76.2%
00140005	500400	TRAVEL & PER DI	13,200	-2,750	10,450	5,039.11	.00	5,410.89	48.2%
00140005	500410	COMMUNICATION &	4,200	-850	3,350	2,800.00	.00	550.00	83.6%
00140005	500470	PRINTING & BIND	7,750	-1,000	6,750	514.17	3,211.15	3,024.68	55.2%
00140005	500482	PROMOTIONAL ACT	35,000	-20,000	15,000	12,810.00	.00	2,190.00	85.4%
00140005	500490	OTHER CURRENT C	25,000	0	25,000	6,865.00	.00	18,135.00	27.5%
00140005	500510	OFFICE SUPPLIES	6,000	0	6,000	1,252.57	2,099.85	2,647.58	55.9%
00140005	500520	OPERATING SUPPL	3,400	0	3,400	741.57	.00	2,658.43	21.8%
00140005	500540	DUES/SUBSCRIPTI	6,880	290	7,170	5,972.18	.00	1,197.82	83.3%
TOTAL PLANNING AND ZONING			1,614,497	70,662	1,685,159	1,102,058.99	205,528.75	377,571.01	77.6%

YEAR-TO-DATE BUDGET REPORT

FOR 2024 10

ACCOUNTS FOR: 001 GENERAL FUND	ORIGINAL APPROP	TRANFRS/ ADJSTMTS	REVISED BUDGET	YTD EXPENDED	ENCUMBRANCES	AVAILABLE BUDGET	PCT USED
00150005 GENERAL GOVERNMENT							
00150005 500122 NON-RECURRING P	181,049	0	181,049	18,180.34	.00	162,868.66	10.0%
00150005 500210 FICA & MICA TAX	13,850	0	13,850	.00	.00	13,850.00	.0%
00150005 500230 LIFE & HEALTH I	41,363	0	41,363	-30,652.18	.00	72,015.18	-74.1%
00150005 500240 WORKERS COMPENS	560,000	289,500	849,500	849,396.00	.00	104.00	100.0%
00150005 500250 UNEMPLOYMENT CO	40,000	0	40,000	.00	.00	40,000.00	.0%
00150005 500310 PROFESSIONAL SE	454,000	119,500	573,500	398,651.74	154,114.90	20,733.36	96.4%
00150005 500340 CONTRACTUAL SER	539,050	19,221	558,271	401,086.03	39,464.59	117,720.18	78.9%
00150005 500400 TRAVEL & PER DI	23,000	0	23,000	11,713.32	2,298.30	8,988.38	60.9%
00150005 500410 COMMUNICATION &	65,300	6,000	71,300	58,870.75	19.36	12,409.89	82.6%
00150005 500430 UTILITY SERVICE	213,350	0	213,350	134,916.80	63,080.14	15,353.06	92.8%
00150005 500440 RENTALS & LEASE	17,500	0	17,500	13,076.73	4,423.27	.00	100.0%
00150005 500450 INSURANCE	1,384,299	271,316	1,655,615	1,649,617.32	.00	5,997.68	99.6%
00150005 500460 REPAIR & MAINT	5,200	0	5,200	.00	.00	5,200.00	.0%
00150005 500470 PRINTING & BIND	5,000	0	5,000	1,376.27	23.73	3,600.00	28.0%
00150005 500490 OTHER CURRENT C	111,000	0	111,000	61,317.57	12,904.32	36,778.11	66.9%
00150005 500492 CONTINGENT RESE	577,226	-242,936	334,290	.00	.00	334,290.00	.0%
00150005 500498 PROPERTY TAXES	19,000	0	19,000	9,579.18	.00	9,420.82	50.4%
00150005 500520 OPERATING SUPPL	47,000	0	47,000	13,417.02	7,972.55	25,610.43	45.5%
00150005 500540 DUES/SUBSCRIPTI	15,500	0	15,500	10,000.00	.00	5,500.00	64.5%
00150005 500710 DEBT SERVICE -	1,772,466	0	1,772,466	1,772,466.56	.00	-.56	100.0%
00150005 500720 DEBT SERVICE -	236,446	0	236,446	252,593.88	.00	-16,147.88	106.8%
00150005 500820 GRANTS & AIDS	210,000	0	210,000	140,081.32	12,699.60	57,219.08	72.8%
00150005 500914 TRANSFER OUT-CA	500,000	0	500,000	500,000.00	.00	.00	100.0%
00150005 500915 TRANSFER OUT-OP	400,000	0	400,000	400,000.00	.00	.00	100.0%
00150005 500917 TRANSFER OUT-VE	150,000	0	150,000	150,000.00	.00	.00	100.0%
TOTAL GENERAL GOVERNMENT	7,581,599	462,601	8,044,200	6,815,688.65	297,000.76	931,510.39	88.4%

YEAR-TO-DATE BUDGET REPORT

FOR 2024 10

ACCOUNTS FOR:	GENERAL FUND	ORIGINAL APPROP	TRANFRS/ADJSTMTS	REVISED BUDGET	YTD EXPENDED	ENCUMBRANCES	AVAILABLE BUDGET	PCT USED
00160005 POLICE								
00160005	500111	ADMINISTRATIVE		220,343	174,916.02	.00	45,426.98	79.4%
00160005	500120	FULL TIME SALAR	0	3,565,390	2,028,477.23	.00	1,536,912.77	56.9%
00160005	500121	FULL TIME SALAR	0	13,329,822	10,824,003.44	.00	2,505,818.56	81.2%
00160005	500125	COMPENSATED ABS	0	600,697	195,327.36	.00	405,369.64	32.5%
00160005	500140	OVERTIME	0	1,265,850	983,179.08	.00	282,670.92	77.7%
00160005	500150	SPECIAL PAY - O	0	800,000	1,486,434.41	.00	-686,434.41	185.8%
00160005	500151	SPECIAL PAY - D	0	250,000	238,560.32	.00	11,439.68	95.4%
00160005	500152	SPECIAL PAY - I	0	115,000	82,482.50	.00	32,517.50	71.7%
00160005	500210	FICA & MICA TAX	0	1,531,088	1,189,129.69	.00	341,958.31	77.7%
00160005	500220	RETIREMENT CONT	0	5,376,963	4,153,637.49	.00	1,223,325.51	77.2%
00160005	500230	LIFE & HEALTH I	0	3,324,711	2,294,541.33	.00	1,030,169.67	69.0%
00160005	500310	PROFESSIONAL SE	0	66,100	45,793.28	14,293.84	6,012.88	90.9%
00160005	500342	CONT - SCHOOL C	0	375,750	299,072.63	76,668.10	9.27	100.0%
00160005	500350	INVESTIGATIONS	0	3,250	.00	.00	3,250.00	.0%
00160005	500400	TRAVEL & PER DI	0	40,000	17,365.32	.00	22,634.68	43.4%
00160005	500410	COMMUNICATION &	0	26,600	13,652.23	2,661.00	10,286.77	61.3%
00160005	500440	RENTALS & LEASE	0	88,626	33,742.19	12,478.07	42,405.74	52.2%
00160005	500460	REPAIR & MAINT	0	104,000	41,773.04	29,754.37	32,472.59	68.8%
00160005	500470	PRINTING & BIND	0	8,000	2,065.00	2,935.00	3,000.00	62.5%
00160005	500480	PROMOTIONAL ACT	0	10,000	1,783.95	1,359.05	6,857.00	31.4%
00160005	500510	OFFICE SUPPLIES	0	25,000	8,095.11	5,404.89	11,500.00	54.0%
00160005	500520	OPERATING SUPPL	0	779,100	467,471.99	231,375.18	80,252.83	89.7%
00160005	500521	OPERATING SUPPL	0	25,000	14,139.41	8,860.59	2,000.00	92.0%
00160005	500523	OP SUPP - COMMU	0	62,150	26,785.71	24,813.97	10,550.32	83.0%
00160005	500526	OPERATING SUPPL	0	20,000	5,587.14	.00	14,412.86	27.9%
00160005	500527	OPERATING SUPPL	0	25,358	12,994.85	12,158.83	204.32	99.2%
00160005	500528	OPERATING SUPPL	36,000	248,600	76,780.27	162,759.70	9,060.48	96.4%
00160005	500540	DUES/SUBSCRIPTI	0	174,475	20,413.59	93,432.71	60,628.70	65.3%
00160005	500640	CAPITAL OUTLAY	44,811	194,476	100,716.20	46,290.64	47,468.80	75.6%
00160005	500641	CAPITAL OUTLAY	150,753	2,049,087	170,328.53	1,387,984.00	490,774.20	76.0%
00160005	500647	CAPITAL - TECH	0	1,000,000	.00	.00	1,000,000.00	.0%
00160005	500653	CAPITAL OUTLAY-	0	5,530	1,258.00	.00	4,272.00	22.7%
TOTAL POLICE			231,564	35,710,966	25,010,507.31	2,113,229.94	8,587,228.57	76.0%

YEAR-TO-DATE BUDGET REPORT

FOR 2024 10									
ACCOUNTS FOR:	ORIGINAL	TRANFRS/	REVISED				AVAILABLE	PCT	
001 GENERAL FUND	APPROP	ADJSTMNTS	BUDGET	YTD EXPENDED	ENCUMBRANCES		BUDGET	USED	
00171005 CODE COMPLIANCE									
00171005 500111	ADMINISTRATIVE	160,228	0	160,228	132,005.22	.00	28,222.78	82.4%	
00171005 500120	FULL TIME SALAR	893,071	0	893,071	668,743.47	.00	224,327.53	74.9%	
00171005 500125	COMPENSATED ABS	37,878	0	37,878	1,378.85	.00	36,499.15	3.6%	
00171005 500140	OVERTIME	18,500	0	18,500	9,086.54	.00	9,413.46	49.1%	
00171005 500151	SPECIAL PAY - D	1,621	0	1,621	382.63	.00	1,238.37	23.6%	
00171005 500210	FICA & MICA TAX	84,827	0	84,827	60,064.42	.00	24,762.58	70.8%	
00171005 500220	RETIREMENT CONT	126,066	0	126,066	91,558.92	.00	34,507.08	72.6%	
00171005 500230	LIFE & HEALTH I	192,810	0	192,810	134,131.68	.00	58,678.32	69.6%	
00171005 500340	CONTRACTUAL SER	10,900	-2,500	8,400	5,040.00	3,360.00	.00	100.0%	
00171005 500400	TRAVEL & PER DI	2,500	4,000	6,500	2,819.95	.00	3,680.05	43.4%	
00171005 500410	COMMUNICATION &	1,200	0	1,200	1,100.00	.00	100.00	91.7%	
00171005 500470	PRINTING & BIND	6,000	0	6,000	2,380.55	1,619.45	2,000.00	66.7%	
00171005 500490	OTHER CURRENT C	1,500	-1,500	0	.00	.00	.00	.0%	
00171005 500510	OFFICE SUPPLIES	3,000	0	3,000	1,013.98	1,986.02	.00	100.0%	
00171005 500520	OPERATING SUPPL	8,500	0	8,500	5,012.97	3,079.57	407.46	95.2%	
00171005 500540	DUES/SUBSCRIPTI	10,000	0	10,000	1,765.00	3,885.00	4,350.00	56.5%	
00171005 500641	CAPITAL OUTLAY	23,972	0	23,972	.00	.00	23,972.00	.0%	
TOTAL CODE COMPLIANCE		1,582,573	0	1,582,573	1,116,484.18	13,930.04	452,158.78	71.4%	

YEAR-TO-DATE BUDGET REPORT

FOR 2024 10

ACCOUNTS FOR:	ORIGINAL	TRANFRS/	REVISED				AVAILABLE	PCT
001 GENERAL FUND	APPROP	ADJSTMTS	BUDGET	YTD EXPENDED	ENCUMBRANCES	BUDGET	USED	
00180005 PUBLIC WORKS								
00180005 500111	ADMINISTRATIVE	168,701	0	168,701	138,761.99	.00	29,939.01	82.3%
00180005 500120	FULL TIME SALAR	2,200,651	0	2,200,651	1,700,410.33	.00	500,240.67	77.3%
00180005 500125	COMPENSATED ABS	83,114	0	83,114	65.70	.00	83,048.30	.1%
00180005 500140	OVERTIME	10,000	0	10,000	23,910.90	.00	-13,910.90	239.1%
00180005 500210	FICA & MICA TAX	187,877	0	187,877	136,996.75	.00	50,880.25	72.9%
00180005 500220	RETIREMENT CONT	276,455	0	276,455	202,738.76	.00	73,716.24	73.3%
00180005 500230	LIFE & HEALTH I	575,990	0	575,990	411,988.57	.00	164,001.43	71.5%
00180005 500310	PROFESSIONAL SE	68,000	77,214	145,214	31,566.00	40,627.50	73,020.25	49.7%
00180005 500340	CONTRACTUAL SER	1,718,800	107,500	1,826,300	1,149,756.69	569,021.86	107,521.45	94.1%
00180005 500400	TRAVEL & PER DI	12,220	0	12,220	6,588.63	.00	5,631.37	53.9%
00180005 500410	COMMUNICATION &	1,450	500	1,950	1,784.24	65.76	100.00	94.9%
00180005 500430	UTILITY SERVICE	268,375	0	268,375	190,580.89	77,718.05	76.06	100.0%
00180005 500440	RENTALS & LEASE	17,500	0	17,500	72.00	4,928.00	12,500.00	28.6%
00180005 500460	REPAIR & MAINT	243,350	7,715	251,065	139,861.68	94,018.98	17,184.34	93.2%
00180005 500461	REPAIR & MAINT	209,000	-6,000	203,000	161,243.91	35,561.23	6,194.86	96.9%
00180005 500465	REPAIR & MAINT	180,000	0	180,000	61,958.68	60,018.03	58,023.29	67.8%
00180005 500470	PRINTING & BIND	1,000	0	1,000	210.00	540.00	250.00	75.0%
00180005 500480	PROMOTIONAL ACT	1,500	0	1,500	448.96	1,051.04	.00	100.0%
00180005 500510	OFFICE SUPPLIES	2,500	0	2,500	1,841.11	658.89	.00	100.0%
00180005 500520	OPERATING SUPPL	208,200	110,480	318,680	165,620.61	110,456.79	42,602.60	86.6%
00180005 500522	OPERATING SUPPL	610,000	0	610,000	447,600.39	152,078.76	10,320.85	98.3%
00180005 500530	ROAD MATERIAL S	15,000	0	15,000	10,326.75	4,473.25	200.00	98.7%
00180005 500540	DUES/SUBSCRIPTI	11,385	6,000	17,385	11,078.60	215.40	6,091.00	65.0%
00180005 500631	IMPRV - STREET	0	93,497	93,497	31,500.00	61,997.12	.00	100.0%
00180005 500633	IMPRV - STREET	0	274,500	274,500	.00	274,500.00	.00	100.0%
00180005 500640	CAPITAL OUTLAY	0	225,260	225,260	174,101.69	42,430.00	8,728.55	96.1%
00180005 500641	CAPITAL OUTLAY	0	188,591	188,591	86,717.00	101,874.00	.00	100.0%
00180005 500650	CONSTRUCTION IN	35,000	182,133	217,133	19,972.43	183,138.15	14,022.57	93.5%
TOTAL PUBLIC WORKS		7,106,068	1,267,390	8,373,458	5,307,703.26	1,815,372.81	1,250,382.19	85.1%

YEAR-TO-DATE BUDGET REPORT

FOR 2024 10

ACCOUNTS FOR:	ORIGINAL APPROP	TRANFRS/ADJSTMTS	REVISED BUDGET	YTD EXPENDED	ENCUMBRANCES	AVAILABLE BUDGET	PCT USED
001 GENERAL FUND							
00190005 PARKS AND RECREATION							
00190005 500111 ADMINISTRATIVE	149,819	0	149,819	127,121.80	.00	22,697.20	84.9%
00190005 500120 FULL TIME SALAR	2,350,927	0	2,350,927	1,620,592.61	.00	730,334.39	68.9%
00190005 500125 COMPENSATED ABS	89,409	0	89,409	8,428.43	.00	80,980.57	9.4%
00190005 500130 OTHER SALARIES	1,839,000	0	1,839,000	1,296,092.37	.00	542,907.63	70.5%
00190005 500140 OVERTIME	40,000	0	40,000	46,113.49	.00	-6,113.49	115.3%
00190005 500210 FICA & MICA TAX	332,146	0	332,146	234,323.72	.00	97,822.28	70.5%
00190005 500220 RETIREMENT CONT	297,568	0	297,568	213,782.93	.00	83,785.07	71.8%
00190005 500230 LIFE & HEALTH I	581,752	0	581,752	395,003.40	.00	186,748.60	67.9%
00190005 500310 PROFESSIONAL SE	246,000	52,049	298,049	16,990.00	39,759.00	241,300.00	19.0%
00190005 500340 CONTRACTUAL SER	618,904	0	618,904	387,448.39	63,519.37	167,936.24	72.9%
00190005 500400 TRAVEL & PER DI	10,870	0	10,870	6,727.27	.00	4,142.73	61.9%
00190005 500410 COMMUNICATION &	10,900	0	10,900	8,200.00	.00	2,700.00	75.2%
00190005 500430 UTILITY SERVICE	449,985	0	449,985	221,975.54	83,513.15	144,496.31	67.9%
00190005 500440 RENTALS & LEASE	236,620	35,080	271,700	145,522.37	67,923.78	58,253.85	78.6%
00190005 500460 REPAIR & MAINT	1,079,437	4,875	1,084,312	608,383.99	159,760.15	316,167.86	70.8%
00190005 500461 REPAIR & MAINT	4,500	0	4,500	.00	.00	4,500.00	.0%
00190005 500470 PRINTING & BIND	52,551	0	52,551	12,513.40	8,696.83	31,340.77	40.4%
00190005 500480 PROMOTIONAL ACT	42,400	0	42,400	14,863.97	1,563.52	25,972.51	38.7%
00190005 500490 OTHER CURRENT C	442,524	0	442,524	214,164.67	79,243.17	149,116.16	66.3%
00190005 500494 CULTURAL ARTS P	168,500	0	168,500	145,865.39	10,616.49	12,018.12	92.9%
00190005 500510 OFFICE SUPPLIES	6,000	0	6,000	3,391.99	2,533.01	75.00	98.8%
00190005 500520 OPERATING SUPPL	326,358	0	326,358	158,067.81	130,285.69	38,004.50	88.4%
00190005 500521 OPERATING SUPPL	250	0	250	145.30	.00	104.70	58.1%
00190005 500540 DUES/SUBSCRIPTI	12,613	0	12,613	4,858.42	.00	7,754.58	38.5%
00190005 500620 CAPITAL - BUILD	0	234,704	234,704	.00	234,704.40	.00	100.0%
00190005 500634 IMPROVEMENTS	30,000	0	30,000	19,825.00	.00	10,175.00	66.1%
00190005 500640 CAPITAL OUTLAY	22,500	3,862	26,362	13,704.00	3,861.95	8,796.00	66.6%
00190005 500641 CAPITAL OUTLAY	371,650	126,750	498,400	186,403.61	126,818.38	185,178.01	62.8%
00190005 500650 CONSTRUCTION IN	0	59,759	59,759	21,066.70	9,294.97	29,397.74	50.8%
00190005 500656 CAPITAL-CENTRAL	0	29,239,659	29,239,659	17,356,304.22	11,883,354.55	.07	100.0%
TOTAL PARKS AND RECREATION	9,813,183	29,756,739	39,569,922	23,487,880.79	12,905,448.41	3,176,592.40	92.0%
TOTAL GENERAL FUND	79,629,401	32,220,548	111,849,949	73,440,176.77	18,879,745.06	19,530,026.75	82.5%
TOTAL EXPENSES	79,629,401	32,220,548	111,849,949	73,440,176.77	18,879,745.06	19,530,026.75	

Transportation Fund

101

Balance Sheet

BALANCE SHEET FOR 2024 10

FUND: 101 TRANSPORTATION			NET CHANGE FOR PERIOD	ACCOUNT BALANCE
ASSETS				
101	104000	EQUITY IN POOLED CASH	-171,530.55	2,247,679.54
101	151002	INVESTMENT - WELLS -REG. CUS	277,194.78	12,293,473.99
101	151008	INVESTMENT - CASH EQUIVALENT	-137,772.96	12,360.15
101	171000	ESTIMATED REVENUES	.00	2,151,353.00
101	172000	REVENUE CONTROL	-391,228.94	-2,401,304.43
TOTAL ASSETS			-423,337.67	14,303,562.25
LIABILITIES				
101	217400	RETAINAGE LIABILITY-YEAR END	.00	-149,016.36
101	220000	ESCROW DEPOSITS	.00	-134,535.50
TOTAL LIABILITIES			.00	-283,551.86
FUND BALANCE				
101	241000	APPROPRIATIONS	.00	-13,755,242.46
101	242000	EXPENDITURE CONTROL	423,337.67	2,878,883.65
101	243000	ENCUMBRANCES	-716,106.85	6,864,754.59
101	245000	FUND BALANCE-RESV FOR ENCUMB	829,714.64	5,386,629.37
101	245001	BUDGETARY FB-RESV FOR ENCUMB	716,106.85	-6,864,754.59
101	271000	FUND BALANCE-UNRES/UNDES	-829,714.64	-20,134,170.41
101	271001	BUDGETARY FUND BAL-UNRES	.00	11,603,889.46
TOTAL FUND BALANCE			423,337.67	-14,020,010.39
TOTAL LIABILITIES + FUND BALANCE			423,337.67	-14,303,562.25

Transportation Fund

101

Revenues

YEAR-TO-DATE BUDGET REPORT

FOR 2024 09

ACCOUNTS FOR:	ORIGINAL ESTIM REV	ESTIM REV ADJSTMTS	REVISED EST REV	ACTUAL YTD REVENUE	REMAINING REVENUE	PCT COLL
---------------	--------------------	--------------------	-----------------	--------------------	-------------------	----------

1018000 TRANSPORTATION FUND REVENUE

1018000 312410 LOCAL OPTION FUE	-856,545	0	-856,545	-324,361.97	-532,183.03	37.9%
1018000 312420 LOCAL OPTION FUE	-324,808	0	-324,808	-218,579.33	-106,228.67	67.3%
1018000 334100 STATE REIMBURSE	0	0	0	-10,457.75	10,457.75	100.0%
1018000 335450 STATE-FUEL TAX R	0	0	0	-25,418.81	25,418.81	100.0%
1018000 337100 COUNTY REIMBURSE	0	0	0	-38,585.06	38,585.06	100.0%
1018000 361100 INTEREST INCOME	-70,000	0	-70,000	-355,466.13	285,466.13	507.8%
1018000 363240 ROADWAY IMPACT F	-900,000	0	-900,000	-898,670.37	-1,329.63	99.9%
1018000 367100 CHANGE IN INVEST	0	0	0	-138,536.07	138,536.07	100.0%
TOTAL TRANSPORTATION FUND REVENUE	-2,151,353	0	-2,151,353	-2,010,075.49	-141,277.51	93.4%
TOTAL TRANSPORTATION	-2,151,353	0	-2,151,353	-2,010,075.49	-141,277.51	93.4%
TOTAL REVENUES	-2,151,353	0	-2,151,353	-2,010,075.49	-141,277.51	

Transportation Fund

101

Expenditures

YEAR-TO-DATE BUDGET REPORT

FOR 2024 10

ACCOUNTS FOR:	ORIGINAL APPROP	TRANFRS/ADJSTMTS	REVISED BUDGET	YTD EXPENDED	ENCUMBRANCES	AVAILABLE BUDGET	PCT USED
101 TRANSPORTATION							
10180005 TRANSPORTATION FUND EXPENSE							
10180005 500120 FULL TIME SALAR	302,468	0	302,468	247,359.74	.00	55,108.26	81.8%
10180005 500125 COMPENSATED ABS	10,907	0	10,907	.00	.00	10,907.00	.0%
10180005 500210 FICA & MICA TAX	23,973	0	23,973	17,978.28	.00	5,994.72	75.0%
10180005 500220 RETIREMENT CONT	36,296	0	36,296	28,957.45	.00	7,338.55	79.8%
10180005 500230 LIFE & HEALTH I	56,867	0	56,867	45,795.18	.00	11,071.82	80.5%
10180005 500310 PROFESSIONAL SE	108,400	447,215	555,615	311,280.03	115,152.94	129,182.41	76.7%
10180005 500340 CONTRACTUAL SER	0	225,427	225,427	49,336.00	176,091.00	.00	100.0%
10180005 500341 CONTRACTUAL SER	675,000	1,074,508	1,749,508	86,828.53	1,360,732.15	301,947.32	82.7%
10180005 500400 TRAVEL & PER DI	4,750	0	4,750	3,295.86	.00	1,454.14	69.4%
10180005 500520 OPERATING SUPPL	3,800	0	3,800	.00	800.00	3,000.00	21.1%
10180005 500540 DUES/SUBSCRIPTI	28,722	0	28,722	24,548.20	.00	4,173.80	85.5%
10180005 500631 IMPRV - STREET	0	628,110	628,110	.00	628,110.00	.00	100.0%
10180005 500633 IMPRV - STREET	1,500,000	7,407,887	8,907,887	1,784,698.14	3,665,221.97	3,457,966.70	61.2%
10180005 500641 CAPITAL OUTLAY	0	55,410	55,410	.00	55,409.88	.12	100.0%
10180005 500650 CONSTRUCTION IN	50,000	1,115,502	1,165,502	278,806.24	863,236.65	23,459.38	98.0%
TOTAL TRANSPORTATION FUND EXPENSE	2,801,183	10,954,059	13,755,242	2,878,883.65	6,864,754.59	4,011,604.22	70.8%
TOTAL TRANSPORTATION	2,801,183	10,954,059	13,755,242	2,878,883.65	6,864,754.59	4,011,604.22	70.8%
TOTAL EXPENSES	2,801,183	10,954,059	13,755,242	2,878,883.65	6,864,754.59	4,011,604.22	

Parks Impact Fees Fund

102

Balance Sheet

BALANCE SHEET FOR 2024 10

FUND: 102 PARK IMPACT FEE FUND			NET CHANGE FOR PERIOD	ACCOUNT BALANCE
ASSETS				
102	104000	EQUITY IN POOLED CASH	-9,215.00	5,372,476.77
102	151006	INVESTMENT - FL.PALM	16,529.89	3,626,126.53
102	171000	ESTIMATED REVENUES	.00	649,703.00
102	172000	REVENUE CONTROL	-16,529.89	-210,625.95
	TOTAL ASSETS		-9,215.00	9,437,680.35
LIABILITIES				
102	217400	RETAINAGE LIABILITY-YEAR END	.00	-22,188.98
	TOTAL LIABILITIES		.00	-22,188.98
FUND BALANCE				
102	241000	APPROPRIATIONS	.00	-6,126,626.97
102	242000	EXPENDITURE CONTROL	9,215.00	141,230.00
102	243000	ENCUMBRANCES	-9,215.00	5,062,168.97
102	245000	FUND BALANCE-RESV FOR ENCUMB	.00	262,600.00
102	245001	BUDGETARY FB-RESV FOR ENCUMB	9,215.00	-5,062,168.97
102	271000	FUND BALANCE-UNRES/UNDES	.00	-9,169,618.37
102	271001	BUDGETARY FUND BAL-UNRES	.00	5,476,923.97
	TOTAL FUND BALANCE		9,215.00	-9,415,491.37
	TOTAL LIABILITIES + FUND BALANCE		9,215.00	-9,437,680.35

Parks Impact Fees Fund

102

Revenues

YEAR-TO-DATE BUDGET REPORT

FOR 2024 09

ACCOUNTS FOR:	ORIGINAL ESTIM REV	ESTIM REV ADJSTMTS	REVISED EST REV	ACTUAL YTD REVENUE	REMAINING REVENUE	PCT COLL
---------------	--------------------	--------------------	-----------------	--------------------	-------------------	----------

1029000 PARK IMPACT FUND REVENUE

1029000 300100 DESIGNATED FUND	0	-319,703	-319,703	.00	-319,703.00	.0%
1029000 361100 INTEREST INCOME	-30,000	0	-30,000	-185,634.52	155,634.52	618.8%
1029000 363270 PARK IMPACT FEES	-300,000	0	-300,000	-8,461.54	-291,538.46	2.8%
TOTAL PARK IMPACT FUND REVENUE	-330,000	-319,703	-649,703	-194,096.06	-455,606.94	29.9%
TOTAL PARK IMPACT FEE FUND	-330,000	-319,703	-649,703	-194,096.06	-455,606.94	29.9%
TOTAL REVENUES	-330,000	-319,703	-649,703	-194,096.06	-455,606.94	

Parks Impact Fees Fund

102

Expenditures

YEAR-TO-DATE BUDGET REPORT

FOR 2024 10

ACCOUNTS FOR: 102	PARK IMPACT FEE FUND	ORIGINAL APPROP	TRANFRS/ ADJSTMTS	REVISED BUDGET	YTD EXPENDED	ENCUMBRANCES	AVAILABLE BUDGET	PCT USED
10222005 PARK IMPACT FEE EXPENSES								
10222005	500652 CAPITAL OUTLAY-	76,000	208,726	284,726	.00	208,726.00	76,000.00	73.3%
	TOTAL PARK IMPACT FEE EXPENSES	76,000	208,726	284,726	.00	208,726.00	76,000.00	73.3%

YEAR-TO-DATE BUDGET REPORT

FOR 2024 10

ACCOUNTS FOR:	ORIGINAL	TRANFRS/	REVISED			AVAILABLE	PCT
102 PARK IMPACT FEE FUND	APPROP	ADJSTMTS	BUDGET	YTD EXPENDED	ENCUMBRANCES	BUDGET	USED
10290005 PARK IMPACT FEE EXPENSES							
10290005 500520 OPERATING SUPPL	2,400	225	2,625	.00	225.00	2,400.00	8.6%
10290005 500634 IMPROVEMENTS	350,000	402,201	752,201	14,230.00	155,743.38	582,228.00	22.6%
10290005 500650 CONSTRUCTION IN	0	1,587,075	1,587,075	127,000.00	1,197,474.59	262,600.00	83.5%
10290005 500656 CAPITAL-CENTRAL	0	3,500,000	3,500,000	.00	3,500,000.00	.00	100.0%
TOTAL PARK IMPACT FEE EXPENSES	352,400	5,489,501	5,841,901	141,230.00	4,853,442.97	847,228.00	85.5%
TOTAL PARK IMPACT FEE FUND	428,400	5,698,227	6,126,627	141,230.00	5,062,168.97	923,228.00	84.9%
TOTAL EXPENSES	428,400	5,698,227	6,126,627	141,230.00	5,062,168.97	923,228.00	

Police Impact Fees Fund

103

Balance Sheet

BALANCE SHEET FOR 2024 10

FUND: 103 POLICE IMPACT FEE FUND			NET CHANGE FOR PERIOD	ACCOUNT BALANCE
ASSETS				
103	104000	EQUITY IN POOLED CASH	74,152.02	21,443.63
103	151006	INVESTMENT - FL.PALM	2,855.64	626,434.81
103	171000	ESTIMATED REVENUES	.00	453,400.00
103	172000	REVENUE CONTROL	-77,007.66	-193,616.38
	TOTAL ASSETS		.00	907,662.06
LIABILITIES				
103	207001	DUE TO/DUE FROM GEN FUND	.00	-348,401.77
	TOTAL LIABILITIES		.00	-348,401.77
FUND BALANCE				
103	241000	APPROPRIATIONS	.00	-157,159.64
103	242000	EXPENDITURE CONTROL	.00	130,532.16
103	243000	ENCUMBRANCES	.00	26,627.48
103	245001	BUDGETARY FB-RESV FOR ENCUMB	.00	-26,627.48
103	271000	FUND BALANCE-UNRES/UNDES	.00	-236,392.45
103	271001	BUDGETARY FUND BAL-UNRES	.00	-296,240.36
	TOTAL FUND BALANCE		.00	-559,260.29
	TOTAL LIABILITIES + FUND BALANCE		.00	-907,662.06

Police Impact Fees Fund

103

Revenues

YEAR-TO-DATE BUDGET REPORT

FOR 2024 09

ACCOUNTS FOR:	ORIGINAL ESTIM REV	ESTIM REV ADJSTMTS	REVISED EST REV	ACTUAL YTD REVENUE	REMAINING REVENUE	PCT COLL
---------------	--------------------	--------------------	-----------------	--------------------	-------------------	----------

1036000 POLICE IMPACT FEE REVENUES

1036000 300100 DESIGNATED FUND	-148,400	0	-148,400	.00	-148,400.00	.0%
1036000 361100 INTEREST INCOME	-5,000	0	-5,000	-25,008.95	20,008.95	500.2%
1036000 363220 POLICE IMPACT FE	-300,000	0	-300,000	-91,599.77	-208,400.23	30.5%
TOTAL POLICE IMPACT FEE REVENUES	-453,400	0	-453,400	-116,608.72	-336,791.28	25.7%
TOTAL POLICE IMPACT FEE FUND	-453,400	0	-453,400	-116,608.72	-336,791.28	25.7%
TOTAL REVENUES	-453,400	0	-453,400	-116,608.72	-336,791.28	

Police Impact Fees Fund

103

Expenditures

YEAR-TO-DATE BUDGET REPORT

FOR 2024 10

ACCOUNTS FOR:	ORIGINAL APPROP	TRANFRS/ADJSTMTS	REVISED BUDGET	YTD EXPENDED	ENCUMBRANCES	AVAILABLE BUDGET	PCT USED
103 POLICE IMPACT FEE FUND							
10360005 POLICE IMPACT FEE EXPENSES							
10360005 500640 CAPITAL OUTLAY	0	58,750	58,750	39,534.30	19,215.90	.00	100.0%
10360005 500641 CAPITAL OUTLAY	0	94,568	94,568	90,997.86	3,570.00	.00	100.0%
10360005 500650 CONSTSRUCTION I	0	3,842	3,842	.00	3,841.58	.00	100.0%
TOTAL POLICE IMPACT FEE EXPENSES	0	157,160	157,160	130,532.16	26,627.48	.00	100.0%
TOTAL POLICE IMPACT FEE FUND	0	157,160	157,160	130,532.16	26,627.48	.00	100.0%
TOTAL EXPENSES	0	157,160	157,160	130,532.16	26,627.48	.00	

Law Enforcement

Trust Funds

105

Balance Sheet

BALANCE SHEET FOR 2024 10

FUND: 105 LAW ENFORCEMENT TRUST FUND			NET CHANGE FOR PERIOD	ACCOUNT BALANCE
ASSETS				
105	101102	CASH-TREASURY	.00	10,875.24
105	101103	CASH-JUSTICE	.00	135,583.17
105	101104	CASH-STATE	10,000.00	187,297.64
105	104000	EQUITY IN POOLED CASH	508.94	110,346.58
105	172000	REVENUE CONTROL	-10,000.00	-10,784.53
	TOTAL ASSETS		508.94	433,318.10
LIABILITIES				
105	220101	DEPOSIT - COURTS LETTF	-508.94	-49,636.11
	TOTAL LIABILITIES		-508.94	-49,636.11
FUND BALANCE				
105	242000	EXPENDITURE CONTROL	.00	28,639.10
105	243000	ENCUMBRANCES	11,250.00	11,250.00
105	245001	BUDGETARY FB-RESV FOR ENCUMB	-11,250.00	-11,250.00
105	271000	FUND BALANCE-UNRES/UNDES	.00	-412,321.09
	TOTAL FUND BALANCE		.00	-383,681.99
	TOTAL LIABILITIES + FUND BALANCE		-508.94	-433,318.10

Law Enforcement

Trust Funds

105

Revenues

YEAR-TO-DATE BUDGET REPORT

FOR 2024 09

ACCOUNTS FOR:	ORIGINAL ESTIM REV	ESTIM REV ADJSTMTS	REVISED EST REV	ACTUAL YTD REVENUE	REMAINING REVENUE	PCT COLL
---------------	--------------------	--------------------	-----------------	--------------------	-------------------	----------

1056000 LAW ENFORCEMENT TRUST REVENUE

1056000 361100 INTEREST INCOME	0	0	0	-784.53	784.53	100.0%
TOTAL LAW ENFORCEMENT TRUST REVENUE	0	0	0	-784.53	784.53	100.0%
TOTAL LAW ENFORCEMENT TRUST FUND	0	0	0	-784.53	784.53	100.0%
TOTAL REVENUES	0	0	0	-784.53	784.53	

Law Enforcement

Trust Funds

105

Expenditures

YEAR-TO-DATE BUDGET REPORT

FOR 2024 10

ACCOUNTS FOR:	ORIGINAL APPROP	TRANFRS/ADJSTMNTS	REVISED BUDGET	YTD EXPENDED	ENCUMBRANCES	AVAILABLE BUDGET	PCT USED
---------------	-----------------	-------------------	----------------	--------------	--------------	------------------	----------

10560005 LAW ENFORCEMENT TRUST EXPENSE

10560005 500310 PROFESSIONAL SE	0	0	0	6,589.10	.00	-6,589.10	100.0%
10560005 500640 CAPITAL OUTLAY	0	0	0	22,050.00	11,250.00	-33,300.00	100.0%
TOTAL LAW ENFORCEMENT TRUST EXPENSE	0	0	0	28,639.10	11,250.00	-39,889.10	100.0%
TOTAL LAW ENFORCEMENT TRUST FUND	0	0	0	28,639.10	11,250.00	-39,889.10	100.0%
TOTAL EXPENSES	0	0	0	28,639.10	11,250.00	-39,889.10	

CITT Funds

106

Balance Sheet

BALANCE SHEET FOR 2024 10

FUND: 106 CITT FUND			NET CHANGE FOR PERIOD	ACCOUNT BALANCE
ASSETS				
106	104000	EQUITY IN POOLED CASH	89,896.53	7,058,293.47
106	171000	ESTIMATED REVENUES	.00	5,451,444.00
106	172000	REVENUE CONTROL	-358,436.00	-3,498,258.87
	TOTAL ASSETS		-268,539.47	9,011,478.60
LIABILITIES				
106	217400	RETAINAGE LIABILITY-YEAR END	.00	-11,755.32
	TOTAL LIABILITIES		.00	-11,755.32
FUND BALANCE				
106	241000	APPROPRIATIONS	.00	-6,414,181.00
106	242000	EXPENDITURE CONTROL	268,539.47	2,378,706.76
106	243000	ENCUMBRANCES	-146,308.27	3,952,882.34
106	245000	FUND BALANCE-RESV FOR ENCUMB	-122,231.20	-297,050.20
106	245001	BUDGETARY FB-RESV FOR ENCUMB	146,308.27	-3,952,882.34
106	271000	FUND BALANCE-UNRES/UNDES	122,231.20	-5,629,935.84
106	271001	BUDGETARY FUND BAL-UNRES	.00	962,737.00
	TOTAL FUND BALANCE		268,539.47	-8,999,723.28
	TOTAL LIABILITIES + FUND BALANCE		268,539.47	-9,011,478.60

CITT Funds

106

Revenues

YEAR-TO-DATE BUDGET REPORT

FOR 2024 09

ACCOUNTS FOR:	ORIGINAL ESTIM REV	ESTIM REV ADJSTMTS	REVISED EST REV	ACTUAL YTD REVENUE	REMAINING REVENUE	PCT COLL
---------------	--------------------	--------------------	-----------------	--------------------	-------------------	----------

1068000 PUBLIC WKS REVENUE

1068000 300100 DESIGNATED FUND	-444,180	0	-444,180	.00	-444,180.00	.0%
1068000 312600 MUNICIPAL SURTAX	-5,007,264	0	-5,007,264	-3,092,985.00	-1,914,279.00	61.8%
1068000 361100 INTEREST INCOME	0	0	0	-46,837.87	46,837.87	100.0%
TOTAL PUBLIC WKS REVENUE	-5,451,444	0	-5,451,444	-3,139,822.87	-2,311,621.13	57.6%
TOTAL CITT FUND	-5,451,444	0	-5,451,444	-3,139,822.87	-2,311,621.13	57.6%
TOTAL REVENUES	-5,451,444	0	-5,451,444	-3,139,822.87	-2,311,621.13	

CITT Funds

106

Expenditures

YEAR-TO-DATE BUDGET REPORT

FOR 2024 10

ACCOUNTS FOR: 106	CITT FUND	ORIGINAL APPROP	TRANFRS/ ADJSTMTS	REVISED BUDGET	YTD EXPENDED	ENCUMBRANCES	AVAILABLE BUDGET	PCT USED
10680005 PUBLIC WKS EXPENSES								
10680005	500341	CONTRACTUAL SER	3,480,000	0	3,480,000	2,179,839.80	1,237,391.40	62,768.80 98.2%
10680005	500633	IMPRV - STREET	220,000	79,000	299,000	198,866.96	80,309.94	19,823.10 93.4%
10680005	500641	CAPITAL OUTLAY	1,320,000	1,315,181	2,635,181	.00	2,635,181.00	.00 100.0%
TOTAL PUBLIC WKS EXPENSES			5,020,000	1,394,181	6,414,181	2,378,706.76	3,952,882.34	82,591.90 98.7%
TOTAL CITT FUND			5,020,000	1,394,181	6,414,181	2,378,706.76	3,952,882.34	82,591.90 98.7%
TOTAL EXPENSES			5,020,000	1,394,181	6,414,181	2,378,706.76	3,952,882.34	82,591.90

Emergency Fund

107

Balance Sheet

BALANCE SHEET FOR 2024 10

FUND: 107 EMERGENCY FUND			NET CHANGE FOR PERIOD	ACCOUNT BALANCE
ASSETS				
107	104000	EQUITY IN POOLED CASH	.00	595,493.64
		TOTAL ASSETS	.00	595,493.64
LIABILITIES				
107	207001	DUE TO DUE GEN FUND	.00	-1,468,297.96
		TOTAL LIABILITIES	.00	-1,468,297.96
FUND BALANCE				
107	271000	FUND BALANCE-UNRES/UNDES	.00	872,804.32
		TOTAL FUND BALANCE	.00	872,804.32
		TOTAL LIABILITIES + FUND BALANCE	.00	-595,493.64

Building Technology Fund

108

Balance Sheet

BALANCE SHEET FOR 2024 10

FUND: 108 DEV. SERV. TECH. FEE FUND			NET CHANGE FOR PERIOD	ACCOUNT BALANCE
ASSETS				
108	104000	EQUITY IN POOLED CASH	27,797.47	484,784.97
108	171000	ESTIMATED REVENUES	.00	313,989.00
108	172000	REVENUES	-27,797.47	-153,251.69
	TOTAL ASSETS		.00	645,522.28
FUND BALANCE				
108	241000	APPROPRIATIONS	.00	-447,714.50
108	242000	EXPENDITURE CONTROL	.00	186,364.95
108	243000	ENCUMBRANCES	.00	70,725.50
108	245000	FUND BALANCE-RESV FOR ENCUMB	.00	.41
108	245001	BUDGETARY FB-RESV FOR ENCUMB	.00	-70,725.50
108	271000	FUND BALANCE-UNRES/UNDES	.00	-517,898.64
108	271001	BUDGETARY FUND BAL-UNRES	.00	133,725.50
	TOTAL FUND BALANCE		.00	-645,522.28
	TOTAL LIABILITIES + FUND BALANCE		.00	-645,522.28

Building Technology Fund

108

Revenues

YEAR-TO-DATE BUDGET REPORT

FOR 2024 09

ACCOUNTS FOR:	ORIGINAL	ESTIM REV	REVISED	ACTUAL YTD	REMAINING	PCT
108 DEV. SERV. TECH. FEE FUND	ESTIM REV	ADJSTMTS	EST REV	REVENUE	REVENUE	COLL
1087000 BUILDING REVENUE						
1087000 300100 DESIGNATED FUND	-56,989	0	-56,989	.00	-56,989.00	.0%
1087000 341904 BLDG TECH ADMINI	-257,000	0	-257,000	-122,172.77	-134,827.23	47.5%
1087000 361100 INTEREST INCOME	0	0	0	-3,281.45	3,281.45	100.0%
TOTAL BUILDING REVENUE	-313,989	0	-313,989	-125,454.22	-188,534.78	40.0%
TOTAL DEV. SERV. TECH. FEE FUND	-313,989	0	-313,989	-125,454.22	-188,534.78	40.0%
TOTAL REVENUES	-313,989	0	-313,989	-125,454.22	-188,534.78	

Building Technology Fund

108

Expenditures

YEAR-TO-DATE BUDGET REPORT

FOR 2024 10

ACCOUNTS FOR: 108	DEV. SERV. TECH. FEE FUND	ORIGINAL APPROP	TRANFRS/ ADJSTMTS	REVISED BUDGET	YTD EXPENDED	ENCUMBRANCES	AVAILABLE BUDGET	PCT USED
10870005 BUILDING								
10870005	500464 REPAIR & MAINT-	336,989	10,268	347,257	186,364.95	10,267.50	150,624.05	56.6%
10870005	500540 DUES/SUBSCRIPTI	40,000	0	40,000	.00	.00	40,000.00	.0%
10870005	500652 CAPITAL OUTLAY-	0	60,458	60,458	.00	60,458.00	.00	100.0%
TOTAL BUILDING		376,989	70,726	447,715	186,364.95	70,725.50	190,624.05	57.4%
TOTAL DEV. SERV. TECH. FEE FUND		376,989	70,726	447,715	186,364.95	70,725.50	190,624.05	57.4%
TOTAL EXPENSES		376,989	70,726	447,715	186,364.95	70,725.50	190,624.05	

Building Fund

109

Balance Sheet

BALANCE SHEET FOR 2024 10

FUND: 109 BUILDING FUND			NET CHANGE FOR PERIOD	ACCOUNT BALANCE
ASSETS				
109	104000	EQUITY IN POOLED CASH	79,181.87	5,948,891.59
109	171000	ESTIMATED REVENUES	.00	7,242,980.00
109	172000	REVENUES	-602,911.00	-3,708,936.53
	TOTAL ASSETS		-523,729.13	9,482,935.06
FUND BALANCE				
109	241000	APPROPRIATIONS	.00	-7,877,526.42
109	242000	EXPENDITURE CONTROL	523,729.13	3,892,650.43
109	243000	ENCUMBRANCES	-58,900.19	355,698.55
109	245000	FUND BALANCE-RESV FOR ENCUMB	-20.97	40,479.03
109	245001	BUDGETARY FB-RESV FOR ENCUMB	58,900.19	-355,698.55
109	271000	FUND BALANCE-UNRES/UNDES	20.97	-6,173,084.52
109	271001	BUDGETARY FUND BAL-UNRES	.00	634,546.42
	TOTAL FUND BALANCE		523,729.13	-9,482,935.06
	TOTAL LIABILITIES + FUND BALANCE		523,729.13	-9,482,935.06

Building Fund

109

Revenues

YEAR-TO-DATE BUDGET REPORT

FOR 2024 09

ACCOUNTS FOR:	ORIGINAL ESTIM REV	ESTIM REV ADJSTMTS	REVISED EST REV	ACTUAL YTD REVENUE	REMAINING REVENUE	PCT COLL
---------------	--------------------	--------------------	-----------------	--------------------	-------------------	----------

1097000 BUILDING FUND REVENUE

1097000 300100 DESIGNATED FUND	-1,238,980	0	-1,238,980	.00	-1,238,980.00	.0%
1097000 322100 BUILDING PERMITS	-5,300,000	0	-5,300,000	-2,746,079.75	-2,553,920.25	51.8%
1097000 329101 OTHER FEES - BOI	-22,000	0	-22,000	-24,805.00	2,805.00	112.8%
1097000 329500 CERTIFICATES OF	-250,000	0	-250,000	-169,777.61	-80,222.39	67.9%
1097000 341303 BUILDING TRAININ	-20,000	0	-20,000	.00	-20,000.00	.0%
1097000 341902 BLDG ADMINISTRAT	-60,000	0	-60,000	-42,410.77	-17,589.23	70.7%
1097000 342901 BLDG RECERT FEES	-150,000	0	-150,000	-14,000.00	-136,000.00	9.3%
1097000 359101 FINES - PERMIT V	-40,000	0	-40,000	-25,920.90	-14,079.10	64.8%
1097000 361100 INTEREST INCOME	0	0	0	-44,659.15	44,659.15	100.0%
1097000 369101 BLDG MISC - OT R	-150,000	0	-150,000	-27,225.00	-122,775.00	18.2%
1097000 369102 BLDG MISC - COPY	-12,000	0	-12,000	-11,147.35	-852.65	92.9%
TOTAL BUILDING FUND REVENUE	-7,242,980	0	-7,242,980	-3,106,025.53	-4,136,954.47	42.9%
TOTAL BUILDING FUND	-7,242,980	0	-7,242,980	-3,106,025.53	-4,136,954.47	42.9%
TOTAL REVENUES	-7,242,980	0	-7,242,980	-3,106,025.53	-4,136,954.47	

Building Fund

109

Expenditures

YEAR-TO-DATE BUDGET REPORT

FOR 2024 10

ACCOUNTS FOR:	ORIGINAL	TRANFRS/	REVISED	YTD EXPENDED	ENCUMBRANCES	AVAILABLE	PCT
109 BUILDING FUND	APPROP	ADJSTMTS	BUDGET			BUDGET	USED
10970005 BUILDING FUND EXPENSE							
10970005 500111	ADMINISTRATIVE	174,358	0	174,358	143,352.39	.00	82.2%
10970005 500120	FULL TIME SALAR	3,231,970	0	3,231,970	2,416,299.87	.00	74.8%
10970005 500125	COMPENSATED ABS	125,232	0	125,232	3,190.96	.00	2.5%
10970005 500130	OTHER SALARIES	64,593	0	64,593	9,387.75	.00	14.5%
10970005 500140	OVERTIME	110,210	0	110,210	46,712.91	.00	42.4%
10970005 500210	FICA & MICA TAX	284,702	0	284,702	193,259.93	.00	67.9%
10970005 500220	RETIREMENT CONT	408,337	0	408,337	293,102.09	.00	71.8%
10970005 500230	LIFE & HEALTH I	658,540	0	658,540	430,995.62	.00	65.4%
10970005 500310	PROFESSIONAL SE	506,000	37,750	543,750	212,008.75	158,249.30	68.1%
10970005 500400	TRAVEL & PER DI	34,800	0	34,800	22,499.22	.00	64.7%
10970005 500410	COMMUNICATION &	4,900	0	4,900	3,595.63	.00	73.4%
10970005 500460	REPAIR & MAINT	645	0	645	.00	.00	.0%
10970005 500461	REPAIR & MAINT	200	0	200	.00	.00	.0%
10970005 500470	PRINTING & BIND	9,500	0	9,500	2,452.79	5,532.21	84.1%
10970005 500510	OFFICE SUPPLIES	7,000	0	7,000	1,127.04	372.96	21.4%
10970005 500520	OPERATING SUPPL	123,650	15,000	138,650	10,873.26	112,700.12	89.1%
10970005 500540	DUES/SUBSCRIPTI	25,000	0	25,000	10,841.95	1,593.54	49.7%
10970005 500541	DUES/SUBS./MEMB	48,000	0	48,000	15,328.27	.00	31.9%
10970005 500640	CAPITAL OUTLAY	0	77,250	77,250	.00	77,250.42	100.0%
10970005 500641	CAPITAL OUTLAY	172,360	77,622	249,982	77,622.00	.00	31.1%
10970005 500811	INTERNAL SERVIC	1,679,907	0	1,679,907	.00	.00	.0%
TOTAL BUILDING FUND EXPENSE		7,669,904	207,622	7,877,526	3,892,650.43	355,698.55	53.9%
TOTAL BUILDING FUND		7,669,904	207,622	7,877,526	3,892,650.43	355,698.55	53.9%
TOTAL EXPENSES		7,669,904	207,622	7,877,526	3,892,650.43	355,698.55	

Public Art Fund

110

Balance Sheet

BALANCE SHEET FOR 2024 10

FUND: 110 PUBLIC ARTS PROGRAM FUND			NET CHANGE FOR PERIOD	ACCOUNT BALANCE
ASSETS				
110	104000	EQUITY IN POOLED CASH	6,969.59	2,404,522.99
110	171000	ESTIMATED REVENUES	.00	350,000.00
110	172000	REVENUES	-9,969.59	-216,422.30
	TOTAL ASSETS		-3,000.00	2,538,100.69
FUND BALANCE				
110	241000	APPROPRIATIONS	.00	-1,177,500.00
110	242000	EXPENDITURE CONTROL	3,000.00	23,453.40
110	243000	ENCUMBRANCES	-3,000.00	68,000.00
110	245001	BUDGETARY FB-RESV FOR ENCUMB	3,000.00	-68,000.00
110	271000	FUND BALANCE-UNRES/UNDES	.00	-2,211,554.09
110	271001	BUDGETARY FUND BAL-UNRES	.00	827,500.00
	TOTAL FUND BALANCE		3,000.00	-2,538,100.69
TOTAL LIABILITIES + FUND BALANCE			3,000.00	-2,538,100.69

Public Art Fund

110

Revenues

YEAR-TO-DATE BUDGET REPORT

FOR 2024 09

ACCOUNTS FOR: 110 PUBLIC ARTS PROGRAM FUND	ORIGINAL ESTIM REV	ESTIM REV ADJSTMTS	REVISED EST REV	ACTUAL YTD REVENUE	REMAINING REVENUE	PCT COLL
1104000 PUBLIC ART REVENUE						
1104000 324720 IMPACT FEES-COMM	-350,000	0	-350,000	-189,522.46	-160,477.54	54.1%
1104000 361100 INTEREST INCOME	0	0	0	-16,930.25	16,930.25	100.0%
TOTAL PUBLIC ART REVENUE	-350,000	0	-350,000	-206,452.71	-143,547.29	59.0%
TOTAL PUBLIC ARTS PROGRAM FUND	-350,000	0	-350,000	-206,452.71	-143,547.29	59.0%
TOTAL REVENUES	-350,000	0	-350,000	-206,452.71	-143,547.29	

Public Art Fund

110

Expenditures

YEAR-TO-DATE BUDGET REPORT

FOR 2024 10									
ACCOUNTS FOR:		ORIGINAL	TRANFRS/	REVISED				AVAILABLE	PCT
110	PUBLIC ARTS PROGRAM FUND	APPROP	ADJSTMTS	BUDGET	YTD EXPENDED	ENCUMBRANCES		BUDGET	USED
11040005 PUBLIC ART EXPENSE									
11040005	500652 CAPITAL OUTLAY-	0	137,500	137,500	.00	55,000.00		82,500.00	40.0%
	TOTAL PUBLIC ART EXPENSE	0	137,500	137,500	.00	55,000.00		82,500.00	40.0%

YEAR-TO-DATE BUDGET REPORT

FOR 2024 10

ACCOUNTS FOR: 110	PUBLIC ARTS PROGRAM FUND	ORIGINAL APPROP	TRANFRS/ ADJSTMTS	REVISED BUDGET	YTD EXPENDED	ENCUMBRANCES	AVAILABLE BUDGET	PCT USED	
11090005 PUBLIC ART EXPENSE									
11090005	500310	PROFESSIONAL SE	30,000	0	30,000	12,000.00	13,000.00	5,000.00	83.3%
11090005	500450	INSURANCE	40,000	0	40,000	11,453.40	.00	28,546.60	28.6%
11090005	500466	INSTALL & MAINT	120,000	0	120,000	.00	.00	120,000.00	.0%
11090005	500652	CAPITAL OUTLAY-	850,000	0	850,000	.00	.00	850,000.00	.0%
TOTAL PUBLIC ART EXPENSE			1,040,000	0	1,040,000	23,453.40	13,000.00	1,003,546.60	3.5%
TOTAL PUBLIC ARTS PROGRAM FUND			1,040,000	137,500	1,177,500	23,453.40	68,000.00	1,086,046.60	7.8%
TOTAL EXPENSES			1,040,000	137,500	1,177,500	23,453.40	68,000.00	1,086,046.60	

American Rescue Plan Act

111

Balance Sheet

BALANCE SHEET FOR 2024 10

FUND: 111 AMERICAN RESCUE PLAN ACT FUND			NET CHANGE FOR PERIOD	ACCOUNT BALANCE
ASSETS				
111	104000	EQUITY IN POOLED CASH	.00	2,932,975.25
111	172000	REVENUES	.00	-10,088,431.19
	TOTAL ASSETS		.00	-7,155,455.94
LIABILITIES				
111	223001	UNEARNED REVENUE - GRANTS	.00	-2,734,730.00
	TOTAL LIABILITIES		.00	-2,734,730.00
FUND BALANCE				
111	241000	APPROPRIATIONS	.00	-10,000,000.00
111	242000	EXPENDITURE CONTROL	.00	10,000,000.00
111	271000	FUND BALANCE-UNRES/UNDES	.00	-109,814.06
111	271001	BUDGETARY FUND BAL-UNRES	.00	10,000,000.00
	TOTAL FUND BALANCE		.00	9,890,185.94
	TOTAL LIABILITIES + FUND BALANCE		.00	7,155,455.94

American Rescue Plan Act

111

Revenues

YEAR-TO-DATE BUDGET REPORT

FOR 2024 09

ACCOUNTS FOR:	ORIGINAL	ESTIM REV	REVISED	ACTUAL YTD	REMAINING	PCT
111 AMERICAN RESCUE PLAN ACT FUND	ESTIM REV	ADJSTMTS	EST REV	REVENUE	REVENUE	COLL

1115000 AMERICAN RESCUE REVENUE

1115000 331102 FEDERAL REIMB-AM	0	0	0	-10,000,000.00	10,000,000.00	100.0%
1115000 361100 INTEREST INCOME	0	0	0	-88,431.19	88,431.19	100.0%
TOTAL AMERICAN RESCUE REVENUE	0	0	0	-10,088,431.19	10,088,431.19	100.0%
TOTAL AMERICAN RESCUE PLAN ACT FUND	0	0	0	-10,088,431.19	10,088,431.19	100.0%
TOTAL REVENUES	0	0	0	-10,088,431.19	10,088,431.19	

American Rescue Plan Act Fund

111

Expenditures

YEAR-TO-DATE BUDGET REPORT

FOR 2024 10

ACCOUNTS FOR:	ORIGINAL	TRANFRS/	REVISED				AVAILABLE	PCT
111 AMERICAN RESCUE PLAN ACT FUND	APPROP	ADJSTMTS	BUDGET	YTD EXPENDED	ENCUMBRANCES	BUDGET	USED	

11190005 AMERICAN RESCUE EXPENSE

11190005 500923 TRANSFER OUT-AR	0	10,000,000	10,000,000	10,000,000.00	.00	.00	100.0%
TOTAL AMERICAN RESCUE EXPENSE	0	10,000,000	10,000,000	10,000,000.00	.00	.00	100.0%
TOTAL AMERICAN RESCUE PLAN ACT FUND	0	10,000,000	10,000,000	10,000,000.00	.00	.00	100.0%
TOTAL EXPENSES	0	10,000,000	10,000,000	10,000,000.00	.00	.00	

Park Bond Debt Service

201

Balance Sheet

BALANCE SHEET FOR 2024 10

FUND: 201 PARK BOND REFER.DEBT SERVICE			NET CHANGE FOR PERIOD	ACCOUNT BALANCE
ASSETS				
201	101201	CASH-BOND DEBT	13,920.37	730,261.84
201	104000	EQUITY IN POOLED CASH	5,133,177.16	738,465.87
201	171000	ESTIMATED REVENUES	.00	8,386,588.00
201	172000	REVENUES	-15,031.87	-8,446,765.00
TOTAL ASSETS			5,132,065.66	1,408,550.71
LIABILITIES				
201	202000	ACCOUNTS PAYABLE	-5,132,065.66	.00
201	207304	DUE TO/FROM GENERAL FUND	.00	-773,579.47
TOTAL LIABILITIES			-5,132,065.66	-773,579.47
FUND BALANCE				
201	241000	APPROPRIATIONS	.00	-7,574,131.00
201	242000	EXPENDITURE CONTROL	.00	7,574,131.32
201	271000	FUND BALANCE-UNRES/UNDES	.00	177,485.44
201	271001	BUDGETARY FUND BAL-UNRES	.00	-812,457.00
TOTAL FUND BALANCE			.00	-634,971.24
TOTAL LIABILITIES + FUND BALANCE			-5,132,065.66	-1,408,550.71

Park Bond Debt Service

201

Revenues

YEAR-TO-DATE BUDGET REPORT

FOR 2024 09

ACCOUNTS FOR:	ORIGINAL ESTIM REV	ESTIM REV ADJSTMTS	REVISED EST REV	ACTUAL YTD REVENUE	REMAINING REVENUE	PCT COLL
---------------	--------------------	--------------------	-----------------	--------------------	-------------------	----------

2015000 PARK BOND REFER.DEBT SERV.REV.

2015000 311200 AD VALOREM TAXES	0	0	0	217,480.56	-217,480.56	100.0%
2015000 311300 SPECIAL AD VALOR	-8,386,588	0	-8,386,588	-8,638,689.28	252,101.28	103.0%
2015000 361100 INTEREST INCOME	0	0	0	-10,524.41	10,524.41	100.0%
TOTAL PARK BOND REFER.DEBT SERV.REV.	-8,386,588	0	-8,386,588	-8,431,733.13	45,145.13	100.5%
TOTAL PARK BOND REFER.DEBT SERVICE	-8,386,588	0	-8,386,588	-8,431,733.13	45,145.13	100.5%
TOTAL REVENUES	-8,386,588	0	-8,386,588	-8,431,733.13	45,145.13	

Park Bond Debt Service

201

Expenditures

YEAR-TO-DATE BUDGET REPORT

FOR 2024 10

ACCOUNTS FOR: 201	PARK BOND REFER.	DEBT SERVICE	ORIGINAL APPROP	TRANFRS/ ADJSTMTS	REVISED BUDGET	YTD EXPENDED	ENCUMBRANCES	AVAILABLE BUDGET	PCT USED
20150005 GENERAL GOVERNMENT									
20150005	500713	DEBT SERVICE-PR	1,025,000	0	1,025,000	1,025,000.00	.00	.00	100.0%
20150005	500714	DEBT SERV-PRINC	1,665,000	0	1,665,000	1,665,000.00	.00	.00	100.0%
20150005	500721	DEBT SERVICE-IN	1,410,581	0	1,410,581	1,410,581.32	.00	-.32	100.0%
20150005	500722	DEBT SERV-INTER	3,473,550	0	3,473,550	3,473,550.00	.00	.00	100.0%
TOTAL GENERAL GOVERNMENT			7,574,131	0	7,574,131	7,574,131.32	.00	-.32	100.0%
TOTAL PARK BOND REFER. DEBT SERVICE			7,574,131	0	7,574,131	7,574,131.32	.00	-.32	100.0%
TOTAL EXPENSES			7,574,131	0	7,574,131	7,574,131.32	.00	-.32	

Capital
Improvement Projects
Fund 301
Balance Sheet

BALANCE SHEET FOR 2024 10

FUND: 301 CAPITAL IMPROVEMENTS FUND			NET CHANGE FOR PERIOD	ACCOUNT BALANCE
ASSETS				
301	104000	EQUITY IN POOLED CASH	.00	800,545.61
301	171000	ESTIMATED REVENUES	.00	53,000.00
301	172000	REVENUE CONTROL	.00	-6,561.76
	TOTAL ASSETS		.00	846,983.85
FUND BALANCE				
301	241000	APPROPRIATIONS	.00	-888,635.48
301	242000	EXPENDITURE CONTROL	.00	102,534.61
301	243000	ENCUMBRANCES	.00	782,526.57
301	245000	FUND BALANCE-RESV FOR ENCUMB	.00	81,827.59
301	245001	BUDGETARY FB-RESV FOR ENCUMB	.00	-782,526.57
301	271000	FUND BALANCE-UNRES/UNDES	.00	-978,346.05
301	271001	BUDGETARY FUND BAL-UNRES	.00	835,635.48
	TOTAL FUND BALANCE		.00	-846,983.85
	TOTAL LIABILITIES + FUND BALANCE		.00	-846,983.85

Capital
Improvement Projects
Fund 301
Revenues

YEAR-TO-DATE BUDGET REPORT

FOR 2024 09

ACCOUNTS FOR:	ORIGINAL ESTIM REV	ESTIM REV ADJSTMTS	REVISED EST REV	ACTUAL YTD REVENUE	REMAINING REVENUE	PCT COLL
301 CAPITAL IMPROVEMENTS FUND						
3015000 CAPITAL IMPROV FUND REVENUE						
3015000 300100 DESIGNATED FUND	-53,000	0	-53,000	.00	-53,000.00	.0%
3015000 361100 INTEREST INCOME	0	0	0	-6,561.76	6,561.76	100.0%
TOTAL CAPITAL IMPROV FUND REVENUE	-53,000	0	-53,000	-6,561.76	-46,438.24	12.4%
TOTAL CAPITAL IMPROVEMENTS FUND	-53,000	0	-53,000	-6,561.76	-46,438.24	12.4%
TOTAL REVENUES	-53,000	0	-53,000	-6,561.76	-46,438.24	

Capital
Improvement Projects
Fund 301
Expenditures

YEAR-TO-DATE BUDGET REPORT

FOR 2024 10

ACCOUNTS FOR:	ORIGINAL	TRANFRS/	REVISED	YTD EXPENDED	ENCUMBRANCES	AVAILABLE	PCT
301 CAPITAL IMPROVEMENTS FUND	APPROP	ADJSTMTS	BUDGET			BUDGET	USED
30180005 PUBLIC WORKS							
30180005 500520 OPERATING SUPPL	0	40,000	40,000	36,864.13	.00	3,135.87	92.2%
30180005 500620 CAPITAL - BUILD	0	395,435	395,435	65,670.48	329,326.57	438.43	99.9%
30180005 500634 IMPROVEMENTS	0	453,200	453,200	.00	453,200.00	.00	100.0%
TOTAL PUBLIC WORKS	0	888,635	888,635	102,534.61	782,526.57	3,574.30	99.6%
TOTAL CAPITAL IMPROVEMENTS FUND	0	888,635	888,635	102,534.61	782,526.57	3,574.30	99.6%
TOTAL EXPENSES	0	888,635	888,635	102,534.61	782,526.57	3,574.30	

Infrastructure
Replacement
Fund 302
Balance Sheet

BALANCE SHEET FOR 2024 10

FUND: 302 CAPITAL ASSET RESERVE FUND			NET CHANGE FOR PERIOD	ACCOUNT BALANCE
ASSETS				
302	104000	EQUITY IN POOLED CASH	.00	500,000.00
302	151006	INVESTMENT - FL.PALM	16,695.30	3,662,411.86
302	171000	ESTIMATED REVENUES	.00	500,000.00
302	172000	REVENUE CONTROL	-16,695.30	-662,908.53
TOTAL ASSETS			.00	3,999,503.33
LIABILITIES				
302	207001	DUE TO DUE GEN FUND	.00	-15,130.74
TOTAL LIABILITIES			.00	-15,130.74
FUND BALANCE				
302	271000	FUND BALANCE-UNRES/UNDES	.00	-3,484,372.59
302	271001	BUDGETARY FUND BAL-UNRES	.00	-500,000.00
TOTAL FUND BALANCE			.00	-3,984,372.59
TOTAL LIABILITIES + FUND BALANCE			.00	-3,999,503.33

Infrastructure
Replacement
Fund 302
Revenues

Park Bond Capital Project

Fund 303

Balance Sheet

BALANCE SHEET FOR 2024 10

FUND: 303 PARK BOND CAPITAL PROJECT FUND			NET CHANGE FOR PERIOD	ACCOUNT BALANCE
ASSETS				
303	101303	CASH-CIP PARKS BOND	.00	720,590.40
303	172000	REVENUES	.00	-38,349.61
	TOTAL ASSETS		.00	682,240.79
LIABILITIES				
303	207001	DUE TO DUE GEN FUND	.00	-160,808.00
303	217400	RETAINAGE LIABILITY-YEAR END	.00	-514,729.32
	TOTAL LIABILITIES		.00	-675,537.32
FUND BALANCE				
303	241000	APPROPRIATIONS	.00	-835,007.00
303	242000	EXPENDITURE CONTROL	.00	834,172.28
303	271000	FUND BALANCE-UNRES/UNDES	.00	-840,875.75
303	271001	BUDGETARY FUND BAL-UNRES	.00	835,007.00
	TOTAL FUND BALANCE		.00	-6,703.47
	TOTAL LIABILITIES + FUND BALANCE		.00	-682,240.79

YEAR-TO-DATE BUDGET REPORT

FOR 2024 09

ACCOUNTS FOR:	ORIGINAL	ESTIM REV	REVISED	ACTUAL YTD	REMAINING	PCT
303	ESTIM REV	ADJSTMTS	EST REV	REVENUE	REVENUE	COLL

3035000 PARK BOND CAPITAL PROJECT FUND

3035000 361100 INTEREST INCOME	0	0	0	-38,349.61	38,349.61	100.0%
TOTAL PARK BOND CAPITAL PROJECT FUND	0	0	0	-38,349.61	38,349.61	100.0%
TOTAL PARK BOND CAPITAL PROJECT FUND	0	0	0	-38,349.61	38,349.61	100.0%
TOTAL REVENUES	0	0	0	-38,349.61	38,349.61	

Park Bond Capital Project

Fund 303

Expenditures

YEAR-TO-DATE BUDGET REPORT

FOR 2024 10

ACCOUNTS FOR: 303	PARK BOND CAPITAL PROJECT FUND	ORIGINAL APPROP	TRANFRS/ ADJSTMTS	REVISED BUDGET	YTD EXPENDED	ENCUMBRANCES	AVAILABLE BUDGET	PCT USED
30390005 PARKS & RECREATION								
30390005	500310 PROFESSIONAL SE	100	0	100	.00	.00	100.00	.0%
30390005	500650 CONSTRUCTION IN	834,907	0	834,907	834,172.28	.00	734.72	99.9%
	TOTAL PARKS & RECREATION	835,007	0	835,007	834,172.28	.00	834.72	99.9%
	TOTAL PARK BOND CAPITAL PROJECT FUND	835,007	0	835,007	834,172.28	.00	834.72	99.9%
	TOTAL EXPENSES	835,007	0	835,007	834,172.28	.00	834.72	

Vehicle Replacement
Fund 304
Balance Sheet

BALANCE SHEET FOR 2024 10

FUND: 304 VEHICLE REPLACEMENT FUND			NET CHANGE FOR PERIOD	ACCOUNT BALANCE
ASSETS				
304	104000	EQUITY IN POOLED CASH	.00	227,099.47
304	171000	ESTIMATED REVENUES	.00	150,000.00
304	172000	REVENUES CONTROL	.00	-151,522.39
	TOTAL ASSETS		.00	225,577.08
FUND BALANCE				
304	241000	APPROPRIATIONS	.00	-192,743.15
304	242000	EXPENDITURE CONTROL	.00	16,122.31
304	243000	ENCUMBRANCES	.00	30,152.10
304	245000	FUND BALANCE-RESV FOR ENCUMB	.00	26,620.84
304	245001	BUDGETARY FB-RESV FOR ENCUMB	.00	-30,152.10
304	271000	FUND BALANCE-UNRES/UNDES	.00	-118,320.23
304	271001	BUDGETARY FUND BAL-UNRES	.00	42,743.15
	TOTAL FUND BALANCE		.00	-225,577.08
	TOTAL LIABILITIES + FUND BALANCE		.00	-225,577.08

Parking Fund

Fund

402

Expenditures

YEAR-TO-DATE BUDGET REPORT

FOR 2024 10

ACCOUNTS FOR:	ORIGINAL	TRANFRS/	REVISED				AVAILABLE	PCT
402 PARKING FUND	APPROP	ADJSTMTS	BUDGET	YTD	EXPENDED	ENCUMBRANCES	BUDGET	USED
40280005 PARKING FUND EXPENSE								
40280005 500520 OPERATING SUPPL	0	7,000	7,000	6,970.45		29.55	.00	100.0%
TOTAL PARKING FUND EXPENSE	0	7,000	7,000	6,970.45		29.55	.00	100.0%
TOTAL PARKING FUND	0	7,000	7,000	6,970.45		29.55	.00	100.0%
TOTAL EXPENSES	0	7,000	7,000	6,970.45		29.55	.00	

OPEB Trust Fund

651

Balance Sheet

BALANCE SHEET FOR 2024 10

FUND: 651 OPEB TRUST FUND			NET CHANGE FOR PERIOD	ACCOUNT BALANCE
ASSETS				
651	104000	EQUITY IN POOLED CASH	.00	800,035.08
651	151006	INVESTMENT - FL.PALM	9,735.36	2,135,624.37
651	171000	ESTIMATED REVENUES	.00	400,000.00
651	172000	REVENUES	-9,735.36	-494,995.16
	TOTAL ASSETS		.00	2,840,664.29
FUND BALANCE				
651	241000	APPROPRIATIONS	.00	-10,000.00
651	271000	FUND BALANCE-UNRES/UNDES	.00	-2,440,664.29
651	271001	BUDGETARY FUND BAL-UNRES	.00	-390,000.00
	TOTAL FUND BALANCE		.00	-2,840,664.29
	TOTAL LIABILITIES + FUND BALANCE		.00	-2,840,664.29

OPEB Trust Fund

651

Revenues

YEAR-TO-DATE BUDGET REPORT

FOR 2024 09

ACCOUNTS FOR:	ORIGINAL ESTIM REV	ESTIM REV ADJSTMTS	REVISED EST REV	ACTUAL YTD REVENUE	REMAINING REVENUE	PCT COLL
---------------	--------------------	--------------------	-----------------	--------------------	-------------------	----------

6515000 OPEB-GENERAL GOV REVENUE

6515000 361100 INTEREST INCOME	0	0	0	-85,259.80	85,259.80	100.0%
6515000 381100 OPERATING TRANSF	-400,000	0	-400,000	-400,000.00	.00	100.0%
TOTAL OPEB-GENERAL GOV REVENUE	-400,000	0	-400,000	-485,259.80	85,259.80	121.3%
TOTAL OPEB TRUST FUND	-400,000	0	-400,000	-485,259.80	85,259.80	121.3%
TOTAL REVENUES	-400,000	0	-400,000	-485,259.80	85,259.80	

OPEB Trust Fund

651

Expenditures

YEAR-TO-DATE BUDGET REPORT

FOR 2024 10

ACCOUNTS FOR: 651 OPEB TRUST FUND	ORIGINAL APPROP	TRANFRS/ ADJSTMTS	REVISED BUDGET	YTD EXPENDED	ENCUMBRANCES	AVAILABLE BUDGET	PCT USED
65150005 OPEB GENERAL GOV EXPENSES							
65150005 500310 PROFESSIONAL SE	10,000	0	10,000	.00	.00	10,000.00	.0%
TOTAL OPEB GENERAL GOV EXPENSES	10,000	0	10,000	.00	.00	10,000.00	.0%
TOTAL OPEB TRUST FUND	10,000	0	10,000	.00	.00	10,000.00	.0%
TOTAL EXPENSES	10,000	0	10,000	.00	.00	10,000.00	

Pension Fund

652

Balance Sheet

BALANCE SHEET FOR 2024 10

FUND: 652 PENSION FUND			NET CHANGE FOR PERIOD	ACCOUNT BALANCE
ASSETS				
652	104000	EQUITY IN POOLED CASH	-1,422.24	-5,693.56
652	151007	INVESTMENT-PENSION	13,087.96	656,534.21
652	151008	INVESTMENT - CASH EQUIVALENT	-209.89	46,097.62
652	172000	REVENUES	-12,878.07	-93,513.98
	TOTAL ASSETS		-1,422.24	603,424.29
LIABILITIES				
652	207001	DUE TO DUE GEN FUND	.00	-66,805.97
	TOTAL LIABILITIES		.00	-66,805.97
FUND BALANCE				
652	241000	APPROPRIATIONS	.00	-7,111.81
652	242000	EXPENDITURE CONTROL	1,422.24	4,292.56
652	243000	ENCUMBRANCES	-1,422.24	2,855.50
652	245001	BUDGETARY FB-RESV FOR ENCUMB	1,422.24	-2,855.50
652	271000	FUND BALANCE-UNRES/UNDES	.00	-540,910.88
652	271001	BUDGETARY FUND BAL-UNRES	.00	7,111.81
	TOTAL FUND BALANCE		1,422.24	-536,618.32
	TOTAL LIABILITIES + FUND BALANCE		1,422.24	-603,424.29

Pension Fund

652

Revenues

YEAR-TO-DATE BUDGET REPORT

FOR 2024 09

ACCOUNTS FOR:	ORIGINAL ESTIM REV	ESTIM REV ADJSTMTS	REVISED EST REV	ACTUAL YTD REVENUE	REMAINING REVENUE	PCT COLL
---------------	--------------------	--------------------	-----------------	--------------------	-------------------	----------

6525000 PENSION FUND-GEN GOV REVENUE

6525000 361100 INTEREST INCOME	0	0	0	-7,008.17	7,008.17	100.0%
6525000 367100 CHANGE IN INVEST	0	0	0	-73,627.74	73,627.74	100.0%
TOTAL PENSION FUND-GEN GOV REVENUE	0	0	0	-80,635.91	80,635.91	100.0%
TOTAL PENSION FUND	0	0	0	-80,635.91	80,635.91	100.0%
TOTAL REVENUES	0	0	0	-80,635.91	80,635.91	

Pension Fund

652

Expenditures

YEAR-TO-DATE BUDGET REPORT

FOR 2024 10

ACCOUNTS FOR: 652 PENSION FUND	ORIGINAL APPROP	TRANFRS/ ADJSTMTS	REVISED BUDGET	YTD EXPENDED	ENCUMBRANCES	AVAILABLE BUDGET	PCT USED
65210005 PENSION FUND EXPENSE							
65210005 500340 CONTRACTUAL SER	0	7,112	7,112	4,256.31	2,855.50	.00	100.0%
65210005 500360 PENSION BENEFIT	0	0	0	36.25	.00	-36.25	100.0%
TOTAL PENSION FUND EXPENSE	0	7,112	7,112	4,292.56	2,855.50	-36.25	100.5%
TOTAL PENSION FUND	0	7,112	7,112	4,292.56	2,855.50	-36.25	100.5%
TOTAL EXPENSES	0	7,112	7,112	4,292.56	2,855.50	-36.25	

General Fixed Assets Fund

900

Balance Sheet

BALANCE SHEET FOR 2024 10

FUND: 900 GENERAL FIXED ASSETS			NET CHANGE FOR PERIOD	ACCOUNT BALANCE
ASSETS				
900	161900	LAND	.00	79,970,763.80
900	162900	BUILDINGS	.00	83,173,306.18
900	163900	ACCUMULATED DEP RE - BLDGS	.00	-12,473,881.66
900	164900	INFRASTRUCTURE - ROADS	.00	143,475,117.91
900	164950	PUBLIC DOMAIN & SYSTEM IFRAS.	.00	7,193,940.00
900	165900	ACCUMULATED DEP RE- ROADS	.00	-92,819,798.59
900	165950	ACCUM DEP RE PUB DOM & SYS INFRA	.00	-5,333,489.03
900	166900	EQUIPMENT & FURNITURE	.00	23,536,090.93
900	166950	VEHICLES	.00	14,182,501.26
900	167900	ACCUMULATED DEP RE- EQUIP & FURN	.00	-20,991,382.33
900	167950	ACCUMULATED DEPRECIATION VEH	.00	-11,127,017.44
900	169900	CONSTRUCTION IN PROGRESS	.00	7,996,766.76
900	169901	CONST. IN PROGRESS-BOND	.00	93,687,494.40
900	170901	RIGHT TO USE SOFTWARE AGREEMTS	.00	1,850,706.57
900	170951	ACCUM.DEP-RIGHT TO USE SFTWARE	.00	-342,877.54
	TOTAL ASSETS		.00	311,978,241.22
FUND BALANCE				
900	271000	FUND BALANCE-UNRES/UNDES	.00	16,616,950.82
900	280000	INVESTMENTS - GEN FIXED ASSETS	.00	-328,595,192.04
	TOTAL FUND BALANCE		.00	-311,978,241.22
	TOTAL LIABILITIES + FUND BALANCE		.00	-311,978,241.22

General Fixed Assets

Long-Term Fund

950

Balance Sheet

BALANCE SHEET FOR 2024 10

FUND: 950 LONG-TERM DEBT			NET CHANGE FOR PERIOD	ACCOUNT BALANCE
ASSETS				
950	154001	DEF.OUTFLOW-REFUNDING GAIN	.00	43,801.66
950	180000	AMT AVAIL IN DBT SVC FUNDS	.00	196,610,789.34
	TOTAL ASSETS		.00	196,654,591.00
LIABILITIES				
950	203800	LOAN PAYABLE-AXON PD TASERS	.00	-208,811.75
950	203900	LOAN PAYABLE LT - 2006A	.00	-2,567,321.52
950	203901	LOAN PAYABLE LT - 2007A	.00	-2,572,494.41
950	203902	LOAN PAYABLE - 2007B	.00	-356,749.51
950	203903	LOAN PAYABLE - QNIP	.00	-640,010.00
950	210900	COMPSEN ABSENSES - LT	.00	-4,173,300.70
950	210950	EMPLOYEE COMP LT - OPEB	.00	-1,354,838.00
950	225000	SBITA LIABILITY-ST	.00	-338,169.00
950	225900	CAPITAL LEASES	.00	-1,095,700.00
950	230900	G.O. BOND 2019 - LT	.00	-43,305,382.75
950	230902	G.O. BOND 2021 - LT	.00	-101,301,229.70
950	239900	OTHER LONG-TERM LIAB.PENSION	.00	-29,311,463.00
950	239901	L/T LIAB.ELEC.OFF.PENSION	.00	-3,278,642.00
950	239950	OTH.LONG-TERM LIAB.PENSION HIS	.00	-6,106,677.00
	TOTAL LIABILITIES		.00	-196,610,789.34
FUND BALANCE				
950	271000	FUND BALANCE-UNRES/UNDES	.00	-43,801.66
	TOTAL FUND BALANCE		.00	-43,801.66
TOTAL LIABILITIES + FUND BALANCE			.00	-196,654,591.00

** END OF REPORT - Generated by Alfred Pereira **

Accounts Payable Check Register

Wells Fargo Bank Statement

Govt Advantage Int Ckg - State/Muni

Account number: [REDACTED] ■ July 1, 2024 - July 31, 2024 ■ Page 1 of 8



CITY OF DORAL
GENERAL FUND
ATTN : FINANCE DEPARTMENT
8401 NW 53RD TER
DORAL FL 33166-4517

Questions?

Call your Customer Service Officer or Client Services
1-800-AT WELLS (1-800-289-3557)
5:00 AM TO 6:00 PM Pacific Time Monday - Friday

Online: wellsfargo.com

Write: Wells Fargo Bank, N.A. (182)
PO Box 63020
San Francisco, CA 94163

Account summary

Govt Advantage Int Ckg - State/Muni

<i>Account number</i>	<i>Beginning balance</i>	<i>Total credits</i>	<i>Total debits</i>	<i>Ending balance</i>
[REDACTED]	\$72,884,301.20	\$6,022,301.89	-\$12,858,164.84	\$66,048,438.25

Interest summary

Year to date interest and bonuses paid \$464,830.33

Credits

Electronic deposits/bank credits

<i>Effective date</i>	<i>Posted date</i>	<i>Amount</i>	<i>Transaction detail</i>
07/01		98.50	07/01Bankcard Deposit -0483193810
07/01		184.00	07/01Bankcard Deposit -0483193812
07/01		214.00	07/01Bankcard Deposit -0483193792
07/01		273.75	07/01Bankcard Deposit -0483193792
07/01		285.00	07/01Bankcard Deposit -0483193811
07/01		438.00	07/01Bankcard Deposit -0483193810
07/01		527.55	07/01Bankcard Deposit -0483193812
07/01		561.75	07/01Bankcard Deposit -0225125797
07/01		651.90	07/01Bankcard Deposit -0483193812
07/01		1,320.00	07/01Bankcard Deposit -0483193800
07/01		2,743.00	07/01Bankcard Deposit -0483193800
07/01		70,336.33	07/01Bankcard Deposit -0483193800
07/01		70,408.75	Miami-Dade Count ACH 50806156 Mdi-Bu-12.12.2023-00003 Fy23/24 Logt Muni Reimb
07/01		70,408.75	Miami-Dade Count ACH 50806153 Mdi-Bu-02.07.2024-00005 Fy23/24 Logt Muni Reimb
07/01		70,408.75	Miami-Dade Count ACH 50806154 Mdi-Bu-01.08.2024-00010 Fy23/24 Logt Muni Reimb
07/01		70,408.75	Miami-Dade Count ACH 50806155 Mdi-Bu-11.09.2023-00007 Fy23/24 Logt Muni Reimb
07/02		215.00	07/02Bankcard Deposit -0483193812

Electronic deposits/bank credits (continued)

<i>Effective date</i>	<i>Posted date</i>	<i>Amount</i>	<i>Transaction detail</i>
	07/02	10,154.27	Desktop Check Deposit
	07/02	49,819.28	07/02Bankcard Deposit -0483193800
	07/02	103,657.83	Desktop Check Deposit
	07/03	70.00	07/03Bankcard Deposit -0483193811
	07/03	175.00	07/03Bankcard Deposit -0483193792
	07/03	405.50	07/03Bankcard Deposit -0483193812
	07/03	71,022.94	07/03Bankcard Deposit -0483193800
	07/05	36.00	07/05Bankcard Deposit -0483193810
	07/05	60.00	Cash Only Customer Deposit
	07/05	85.00	Cash Only Customer Deposit
	07/05	160.00	Desktop Check Deposit
	07/05	166.00	Cash Only Customer Deposit
	07/05	188.00	Cash Only Customer Deposit
	07/05	200.00	Cash Only Customer Deposit
	07/05	200.50	07/05Bankcard Deposit -0483193810
	07/05	374.50	07/05Bankcard Deposit -0483193792
	07/05	537.00	Cash Only Customer Deposit
	07/05	846.45	07/05Bankcard Deposit -0483193811
	07/05	935.75	07/05Bankcard Deposit -0483193812
	07/05	968.20	07/05Bankcard Deposit -0483193812
	07/05	1,045.82	Academir Charter Bill.Com 015Mxvadms3I8CT Academir Charter School East Bill.Com 015Mxvadms3
	07/05	2,520.88	07/05Bankcard Deposit -0483193792
	07/05	7,364.67	Academir Charter Bill.Com 015Pvuscib3I8Cv Academir Charter School East Bill.Com 015Pvuscib3
	07/05	27,788.14	Desktop Check Deposit
	07/05	45,779.15	07/05Bankcard Deposit -0483193800
	07/05	69,469.99	Miami-Dade Count ACH 50806647 City35 BT 0601-063024 City35 Dlr 0601-063024 Cit
	07/08	70.00	Cash Only Customer Deposit
	07/08	85.00	07/08Bankcard Deposit -0483193812
	07/08	133.75	07/08Bankcard Deposit -0225125797
	07/08	160.50	07/08Bankcard Deposit -0483193792
	07/08	224.70	07/08Bankcard Deposit -0483193792
	07/08	310.00	07/08Bankcard Deposit -0483193812
	07/08	387.00	07/08Bankcard Deposit -0483193812
	07/08	490.00	07/08Bankcard Deposit -0483193800
	07/08	508.25	07/08Bankcard Deposit -0225125797
	07/08	1,181.20	07/08Bankcard Deposit -0483193800
	07/08	6,575.15	07/08Bankcard Deposit -0483193811
	07/08	12,436.42	07/08Bankcard Deposit -0483193800
	07/09	200.00	07/09Bankcard Deposit -0225125797
	07/09	270.00	07/09Bankcard Deposit -0483193812
	07/09	2,840.00	Desktop Check Deposit
	07/09	3,149.20	Desktop Check Deposit
	07/09	358,436.00	Miami-Dade Count ACH 50807066 Surtax-04.24 Surtax for April 2024
	07/09	59,258.03	Analysis Int Earned 0624 Interest 240709
	07/10	200.00	07/10Bankcard Deposit -0225125797
	07/10	508.75	07/10Bankcard Deposit -0483193792



Electronic deposits/bank credits (continued)

<i>Effective date</i>	<i>Posted date</i>	<i>Amount</i>	<i>Transaction detail</i>
	07/10	927.80	07/10Bankcard Deposit -0483193812
	07/10	1,183.65	07/10Bankcard Deposit -0483193811
	07/10	61,734.25	07/10Bankcard Deposit -0483193800
	07/10	956,519.58	Miami-Dade Count ACH 50807118 Mdi-Fn-07.02.2024-00012
	07/11	5.00	Cash Only Customer Deposit
	07/11	43.00	07/11Bankcard Deposit -0483193810
	07/11	80.00	Cash Only Customer Deposit
	07/11	95.00	Cash Only Customer Deposit
	07/11	133.75	07/11Bankcard Deposit -0225125797
	07/11	150.00	Cash Only Customer Deposit
	07/11	175.00	Desktop Check Deposit
	07/11	225.00	Cash Only Customer Deposit
	07/11	279.00	Cash Only Customer Deposit
	07/11	374.50	Desktop Check Deposit
	07/11	401.25	07/11Bankcard Deposit -0483193792
	07/11	647.30	07/11Bankcard Deposit -0483193812
	07/11	860.00	Cash Only Customer Deposit
	07/11	3,019.00	07/11Bankcard Deposit -0483193811
	07/11	8,129.24	Desktop Check Deposit
	07/11	8,856.48	Desktop Check Deposit
	07/12	105.00	State of Florida Payments 240712 142131480011392 9\GE*1*0\lea*1*000000000\
	07/12	345.05	07/12Bankcard Deposit -0483193811
	07/12	740.15	07/12Bankcard Deposit -0483193812
	07/12	1,180.00	07/12Bankcard Deposit -0483193792
	07/12	4,604.00	07/12Bankcard Deposit -0483193810
	07/12	41,059.05	07/12Bankcard Deposit -0483193800
	07/15	10.00	07/15Bankcard Deposit -0483193811
	07/15	30.00	Cash Only Customer Deposit
	07/15	64.20	07/15Bankcard Deposit -0483193792
	07/15	115.00	Cash Only Customer Deposit
	07/15	165.00	State of Florida Payments 240715 142131480014666 5\GE*1*0\lea*1*000000000\
	07/15	200.00	Cash Only Customer Deposit
	07/15	214.00	07/15Bankcard Deposit -0225125797
	07/15	230.00	Cash Only Customer Deposit
	07/15	260.00	07/15Bankcard Deposit -0483193810
	07/15	270.00	07/15Bankcard Deposit -0483193810
	07/15	400.00	Cash Only Customer Deposit
	07/15	437.50	07/15Bankcard Deposit -0483193792
	07/15	461.55	07/15Bankcard Deposit -0483193812
	07/15	508.25	07/15Bankcard Deposit -0225125797
	07/15	872.00	07/15Bankcard Deposit -0483193792
	07/15	912.25	07/15Bankcard Deposit -0483193812
	07/15	1,293.50	07/15Bankcard Deposit -0483193812
	07/15	1,302.00	07/15Bankcard Deposit -0483193800
	07/15	1,728.00	07/15Bankcard Deposit -0483193810
	07/15	3,514.20	07/15Bankcard Deposit -0483193800
	07/15	16,744.09	Desktop Check Deposit



Electronic deposits/bank credits (continued)

<i>Effective date</i>	<i>Posted date</i>	<i>Amount</i>	<i>Transaction detail</i>
	07/15	18,317.52	07/15Bankcard Deposit -0483193800
	07/16	53.50	07/16Bankcard Deposit -0225125797
	07/16	85.00	07/16Bankcard Deposit -0483193810
	07/16	160.00	07/16Bankcard Deposit -0483193812
	07/16	240.75	Desktop Check Deposit
	07/16	377.50	07/16Bankcard Deposit -0483193811
	07/16	5,010.47	Desktop Check Deposit
	07/16	24,931.79	07/16Bankcard Deposit -0483193800
	07/17	180.00	07/17Bankcard Deposit -0483193810
	07/17	235.00	07/17Bankcard Deposit -0483193812
	07/17	455.00	07/17Bankcard Deposit -0483193811
	07/17	830.00	07/17Bankcard Deposit -0483193792
	07/17	24,236.16	07/17Bankcard Deposit -0483193800
	07/17	67,845.47	Desktop Check Deposit
	07/17	122,080.98	Desktop Check Deposit
	07/18	5.00	Cash Only Customer Deposit
	07/18	10.00	Cash Only Customer Deposit
	07/18	90.00	Cash Only Customer Deposit
	07/18	105.00	Cash Only Customer Deposit
	07/18	128.40	Cash Only Customer Deposit
	07/18	255.00	07/18Bankcard Deposit -0483193792
	07/18	300.00	Cash Vault Deposit
	07/18	368.30	07/18Bankcard Deposit -0483193812
	07/18	437.25	Cash Only Customer Deposit
	07/18	508.25	07/18Bankcard Deposit -0225125797
	07/18	561.75	Cash Only Customer Deposit
	07/18	605.00	07/18Bankcard Deposit -0483193810
	07/18	1,126.30	Desktop Check Deposit
	07/18	3,228.52	07/18Bankcard Deposit -0483193811
	07/18	67,863.26	07/18Bankcard Deposit -0483193800
	07/18	338,966.04	State of Florida Payments 240718 142131480024824 E*18*000086583\GE*1*0\lea*1*000000000\
	07/19	214.28	07/19Bankcard Deposit -0483193811
	07/19	267.50	07/19Bankcard Deposit -0225125797
	07/19	427.25	07/19Bankcard Deposit -0483193812
	07/19	477.00	07/19Bankcard Deposit -0483193810
	07/19	3,760.00	07/19Bankcard Deposit -0483193792
	07/22	60.00	07/22Bankcard Deposit -0483193811
	07/22	100.00	Cash Only Customer Deposit
	07/22	112.20	07/22Bankcard Deposit -0483193812
	07/22	133.75	07/22Bankcard Deposit -0225125797
	07/22	134.00	Cash Only Customer Deposit
	07/22	175.00	07/22Bankcard Deposit -0483193810
	07/22	225.25	07/22Bankcard Deposit -0483193812
	07/22	300.75	07/22Bankcard Deposit -0483193812
	07/22	370.00	07/22Bankcard Deposit -0483193810
	07/22	438.70	07/22Bankcard Deposit -0483193792
	07/22	450.00	Cash Only Customer Deposit
	07/22	1,074.00	07/22Bankcard Deposit -0483193800



Electronic deposits/bank credits (continued)

<i>Effective date</i>	<i>Posted date</i>	<i>Amount</i>	<i>Transaction detail</i>
	07/22	1,097.88	07/22Bankcard Deposit -0483193800
	07/22	3,586.29	Desktop Check Deposit
	07/22	24,631.29	07/22Bankcard Deposit -0483193800
	07/23	190.00	07/23Bankcard Deposit -0483193812
	07/23	316.00	Doral, FL Violtnfnds 240722 201 American*Traffic*Solutions\
	07/23	561.75	07/23Bankcard Deposit -0225125797
	07/23	2,637.69	07/23Bankcard Deposit -0483193811
	07/23	16,944.45	Desktop Check Deposit
	07/23	20,206.48	07/23Bankcard Deposit -0483193800
	07/23	127,426.93	Desktop Check Deposit
	07/24	170.00	07/24Bankcard Deposit -0483193792
	07/24	313.25	07/24Bankcard Deposit -0483193812
	07/24	44,555.50	07/24Bankcard Deposit -0483193800
	07/24	148,718.24	Water and Sewer Payment 240724 00061645 DC0524-43SW*20240715*148,718.24*City of Doral/ SW
	07/25	15.00	Cash Only Customer Deposit
	07/25	85.00	07/25Bankcard Deposit -0483193810
	07/25	128.40	Cash Only Customer Deposit
	07/25	135.00	Cash Only Customer Deposit
	07/25	200.00	Cash Only Customer Deposit
	07/25	218.75	07/25Bankcard Deposit -0483193792
	07/25	255.00	Cash Only Customer Deposit
	07/25	295.00	Desktop Check Deposit
	07/25	333.75	Cash Only Customer Deposit
	07/25	689.55	07/25Bankcard Deposit -0483193812
	07/25	1,212.69	07/25Bankcard Deposit -0483193811
	07/25	17,322.36	07/25Bankcard Deposit -0483193800
	07/25	20,547.09	Desktop Check Deposit
	07/25	21,219.95	Miami-Dade Count ACH 50808863 Mdi-Fn-07.15.2024-00004
	07/26	247.00	07/26Bankcard Deposit -0483193792
	07/26	428.00	07/26Bankcard Deposit -0225125797
	07/26	723.50	07/26Bankcard Deposit -0483193812
	07/26	740.00	07/26Bankcard Deposit -0483193811
	07/26	15,652.27	07/26Bankcard Deposit -0483193800
	07/26	178,576.05	State of Florida Payments 240726 142131480044224 E*18*000105589\GE*1*0\lea*1*000000000\
	07/29	60.00	07/29Bankcard Deposit -0483193792
	07/29	170.00	State of Florida Payments 240729 142131480049303 0\GE*1*0\lea*1*000000000\
	07/29	210.00	07/29Bankcard Deposit -0483193800
	07/29	214.00	07/29Bankcard Deposit -0225125797
	07/29	255.00	07/29Bankcard Deposit -0483193810
	07/29	298.40	07/29Bankcard Deposit -0483193792
	07/29	419.50	07/29Bankcard Deposit -0483193812
	07/29	454.75	07/29Bankcard Deposit -0483193792
	07/29	518.00	07/29Bankcard Deposit -0483193812
	07/29	653.60	07/29Bankcard Deposit -0483193812
	07/29	5,154.73	Miami-Dade Count ACH 50809276 City35 Int-BT 0401-063024 City35 Int-Re 0401-0630



Electronic deposits/bank credits (continued)

<i>Effective date</i>	<i>Posted date</i>	<i>Amount</i>	<i>Transaction detail</i>
	07/29	29,242.75	State of Florida Payments 240729 142131480047246 18*000116792\GE*1*0\lea*1*000000000\
	07/29	47,901.15	07/29Bankcard Deposit -0483193800
	07/29	77,088.23	State of Florida Payments 240729 142131480047675 18*000118109\GE*1*0\lea*1*000000000\
	07/29	318,735.19	Desktop Check Deposit
	07/29	704,437.79	State of Florida Payments 240729 142131480048240 E*18*000119315\GE*1*0\lea*1*000000000\
	07/30	65.00	07/30Bankcard Deposit -0483193812
	07/30	158.00	Doral, FL Violtnfnds 240729 201 American*Traffic*Solutions\
	07/30	16,343.80	State of Florida Payments 240730 142131480052317 *000095698\GE*1*0\lea*1*000000000\
	07/30	22,588.00	State of Florida Payments 240730 142131480050451 324C195**5647\Rmr*IV*424C195**5647\SE*21*00009388
	07/30	28,708.10	07/30Bankcard Deposit -0483193800
	07/30	31,909.66	Desktop Check Deposit
	07/30	531,914.93	Florida Power & Corp Pymnt 024935771150024 \SE*12*0339\GE*0001*53630\lea*0001*000019584\
	07/31	10.00	State of Florida Payments 240731 142131480055277 GE*1*0\lea*1*000000000\
	07/31	85.00	07/31Bankcard Deposit -0483193792
	07/31	185.00	07/31Bankcard Deposit -0483193810
	07/31	240.75	07/31Bankcard Deposit -0225125797
	07/31	465.00	07/31Bankcard Deposit -0483193812
	07/31	535.00	07/31Bankcard Deposit -0483193811
	07/31	45,481.11	07/31Bankcard Deposit -0483193800
	07/31	496,560.26	Desktop Check Deposit
		\$6,022,301.89	Total electronic deposits/bank credits
		\$6,022,301.89	Total credits

Debits

Electronic debits/bank debits

<i>Effective date</i>	<i>Posted date</i>	<i>Amount</i>	<i>Transaction detail</i>
	07/01	1,114.65	WT Fed#01392 Regions Bank /Ftr/Bnf=Regions Bank Srf# Gw00000068231158 Trn#240604085000 Rfb# 2543
	07/01	1,273.78	WT Fed#01485 Regions Bank /Ftr/Bnf=Regions Bank Srf# Gw00000068231349 Trn#240604084964 Rfb# 2542
	07/01	26,764.56	WT Fed#01604 Regions Bank /Ftr/Bnf=Regions Bank Srf# Gw00000068704796 Trn#240626074777 Rfb# 2554
	07/01	184,911.04	WT Fed#01581 Regions Bank /Ftr/Bnf=Regions Bank Srf# Gw00000068704582 Trn#240626074748 Rfb# 2553
	07/01	185,234.65	WT Fed#01568 Regions Bank /Ftr/Bnf=Regions Bank Srf# Gw00000068704593 Trn#240626074783 Rfb# 2555
	07/01	300,590.79	ZBA Funding Account Transfer to [REDACTED]
	07/02	436,840.19	WT Seq452519 State of Florida Depart /Bnf=State of Florida Department of, Financial S Srf# Gw00000068870172 Trn#240702452519 Rfb# Unit 23124
	07/02	1,396,215.38	WT Fed#03138 Bank of America, N /Ftr/Bnf=Paycom Payroll LLC Srf# Gw00000068870163 Trn#240702111478 Rfb# 2563



Electronic debits/bank debits (continued)

Effective date	Posted date	Amount	Transaction detail
	07/02	21,270.47	ZBA Funding Account Transfer to [REDACTED]
	07/03	4,486,403.09	ZBA Funding Account Transfer to [REDACTED]
	07/05	80,272.68	ZBA Funding Account Transfer to [REDACTED]
	07/08	300.00	Deposited Item Retn Unpaid - Paper 240708
	07/08	253,598.81	ZBA Funding Account Transfer to [REDACTED]
	07/09	63,536.26	ZBA Funding Account Transfer to [REDACTED]
	07/10	54,337.45	ZBA Funding Account Transfer to [REDACTED]
	07/11	5.48	Bankcard Fee - 0483193811
	07/11	8.96	Bankcard Fee - 0483193792
	07/11	9.26	Bankcard Fee - 0483193810
	07/11	9.28	Bankcard Discount Fee - 0483193810
	07/11	10.98	Bankcard Fee - 0483193812
	07/11	11.46	Bankcard Discount Fee - 0483193792
	07/11	17.52	Bankcard Discount Fee - 0483193811
	07/11	20.08	Bankcard Discount Fee - 0225125797
	07/11	25.00	Bankcard Fee - 0328083956
	07/11	29.93	Bankcard Fee - 0225125797
	07/11	38.65	Bankcard Discount Fee - 0483193812
	07/11	78.50	Bankcard Interchange Fee - 0483193810
	07/11	84.67	Bankcard Interchange Fee - 0483193792
	07/11	125.63	Bankcard Interchange Fee - 0225125797
	07/11	130.93	Bankcard Interchange Fee - 0483193811
	07/11	270.91	Bankcard Interchange Fee - 0483193812
	07/11	351.56	Bankcard Fee - 0483193800
	07/11	1,077.02	Bankcard Discount Fee - 0483193800
	07/11	12,822.76	Bankcard Interchange Fee - 0483193800
	07/11	97,613.95	ZBA Funding Account Transfer to [REDACTED]
	07/12	594,980.13	ZBA Funding Account Transfer to [REDACTED]
	07/15	126,135.95	ZBA Funding Account Transfer to [REDACTED]
	07/16	13,920.36	Online Transfer Mdc Dist 7/3/2024 Ref #Bb0NW2Zt42
	07/16	1,431,387.83	WT Fed#00649 Bank of America, N /Ftr/Bnf=Paycom Payroll LLC Srf# Gw00000069148737 Trn#240716083874 Rfb# 2564
	07/16	2,227.25	< Business to Business ACH Debit - Fla Dept Revenue C01 xxxxx2172 City of Doral
	07/16	273,046.63	ZBA Funding Account Transfer to [REDACTED]
	07/17	50,140.90	ZBA Funding Account Transfer to [REDACTED]
	07/18	136,610.85	ZBA Funding Account Transfer to [REDACTED]
	07/19	222.91	WT Fed#07644 State Street Bosto /Ftr/Bnf=Dstrs Agnt for Missionsquare Ret Srf# Gw00000069254256 Trn#240719156034 Rfb# 2570
	07/19	2,280.48	WT Fed#07655 State Street Bosto /Ftr/Bnf=Dstrs Agnt for Missionsquare Ret Srf# Gw00000069254280 Trn#240719156158 Rfb# 2566
	07/19	3,608.86	WT Fed#07551 State Street Bosto /Ftr/Bnf=Dstrs Agnt for Missionsquare Ret Srf# Gw00000069253943 Trn#240719156070 Rfb# 2569
	07/19	25,608.42	WT Fed#07561 State Street Bosto /Ftr/Bnf=Dstrs Agnt for Missionsquare Ret Srf# Gw00000069254273 Trn#240719156101 Rfb# 2568
	07/19	28,545.95	WT Fed#07301 State Street Bosto /Ftr/Bnf=Dstrs Agnt for Missionsquare Ret Srf# Gw00000069254287 Trn#240719156196 Rfb# 2565
	07/19	111,595.66	WT Fed#07296 State Street Bosto /Ftr/Bnf=Dstrs Agnt for Missionsquare Ret Srf# Gw00000069254276 Trn#240719156113 Rfb# 2567
	07/19	14,973.64	ZBA Funding Account Transfer to [REDACTED]



Electronic debits/bank debits (continued)

<i>Effective date</i>	<i>Posted date</i>	<i>Amount</i>	<i>Transaction detail</i>
07/22		332.31	Optum Bank Dir Dep xxxxx0208 City of Doral
07/22		332.31	Optum Bank Dir Dep xxxxx0208 City of Doral
07/22		34,167.57	ZBA Funding Account Transfer to [REDACTED]
07/23		222.91	WT Fed#05456 State Street Bosto /Ftr/Bnf=Dstrs Agnt for Missionsquare Ret Srf# Gw00000069299859 Trn#240723132157 Rfb# 2573
07/23		3,643.77	WT Fed#05378 State Street Bosto /Ftr/Bnf=Dstrs Agnt for Missionsquare Ret Srf# Gw00000069299889 Trn#240723132171 Rfb# 2574
07/23		25,608.42	WT Fed#05467 State Street Bosto /Ftr/Bnf=Dstrs Agnt for Missionsquare Ret Srf# Gw00000069300073 Trn#240723132231 Rfb# 2575
07/23		29,181.76	WT Fed#05370 State Street Bosto /Ftr/Bnf=Dstrs Agnt for Missionsquare Ret Srf# Gw00000069299854 Trn#240723132110 Rfb# 2571
07/23		111,025.83	WT Fed#05451 State Street Bosto /Ftr/Bnf=Dstrs Agnt for Missionsquare Ret Srf# Gw00000069299857 Trn#240723132142 Rfb# 2572
07/23		108,383.77	ZBA Funding Account Transfer to [REDACTED]
07/24		41,805.77	ZBA Funding Account Transfer to [REDACTED]
07/25		250.00	Deposited Item Retn Unpaid - Paper 240725
07/25		332.31	Optum Bank Dir Dep xxxxx0208 City of Doral
07/25		35,626.49	ZBA Funding Account Transfer to [REDACTED]
07/26		51,340.81	ZBA Funding Account Transfer to [REDACTED]
07/29		27,693.05	WT Fed#09367 Bank of America, N /Ftr/Bnf=Paycom Payroll LLC Srf# Gw00000069421612 Trn#240729158333 Rfb# 2576
07/29		233,036.43	ZBA Funding Account Transfer to [REDACTED]
07/30		1,365,837.11	WT Fed#01290 Bank of America, N /Ftr/Bnf=Paycom Payroll LLC Srf# Gw00000069442027 Trn#240730099411 Rfb# 2577
07/30		315,725.81	ZBA Funding Account Transfer to [REDACTED]
07/31		52,926.26	ZBA Funding Account Transfer to [REDACTED]
		\$12,858,164.84	Total electronic debits/bank debits
		\$12,858,164.84	Total debits

< Business to Business ACH: If this is a business account, this transaction has a return time frame of one business day from post date. This time frame does not apply to consumer accounts.

Daily ledger balance summary

<i>Date</i>	<i>Balance</i>	<i>Date</i>	<i>Balance</i>	<i>Date</i>	<i>Balance</i>
06/30	72,884,301.20	07/11	67,523,672.27	07/23	65,359,168.24
07/01	72,543,680.51	07/12	66,976,725.39	07/24	65,511,119.46
07/02	70,853,200.85	07/15	66,898,638.50	07/25	65,537,568.20
07/03	66,438,471.20	07/16	65,208,915.44	07/26	65,682,594.21
07/05	66,516,924.57	07/17	65,374,637.15	07/29	66,607,677.82
07/08	66,285,587.73	07/18	65,652,584.37	07/30	65,557,802.39
07/09	66,646,204.70	07/19	65,470,894.48	07/31	66,048,438.25
07/10	67,612,941.28	07/22	65,468,951.40		
Average daily ledger balance		\$66,500,295.06			

Wells Fargo Client Analysis Statement

CLIENT ANALYSIS STATEMENT



0182 0000 0002656 0000.
JULY 2024

SUMMARY

WELLS FARGO BANK, N.A.
PO BOX 63020
SAN FRANCISCO, CA 94163

Officer:
Phone No.:

MATTIO, VINCENT
813-225-6539

CITY OF DORAL
8401 NW 53RD TER STE 100
MIAMI*FL*33166-4517

ANALYSIS SUMMARY

Average Positive Collected Balance.....	\$	87,027,770.94
Investable Balance Available for Services.....	=	87,027,770.94
Earnings Allowance.....@ 1.65%.....	\$	121,624.81
Net Earnings Allowance.....	=	121,624.81
Current Month Analyzed Charges.....	-	8,660.03
Current Month Position.....	=	112,964.78
Total Amount Due.....	\$	0.00

Interest rate on excess balances:

1.08%

Interest paid on excess balances:

\$

73,940.59

BALANCE SUMMARY

Account Number	Account Name	Average Ledger	Average Collected	Average Daily Negative Coll	Negative Coll Use of Fund Rate	Service Charge
* [REDACTED]	CITY OF DORAL	18,798,936.70	18,798,936.70	0.00	0.00%	1,653.96
[REDACTED]	CITY OF DORAL	723,526.18	723,526.18	0.00	0.00%	99.55
* [REDACTED]	CITY OF DORAL	723,907.20	723,907.20	0.00	0.00%	99.58
* [REDACTED]	CITY OF DORAL	66,500,295.06	66,455,064.16	0.00	0.00%	6,399.36
[REDACTED]	CITY OF DORAL	0.00	0.00	0.00	0.00%	127.27
[REDACTED]	CITY OF DORAL	0.00	0.00	0.00	0.00%	48.00
[REDACTED]	CITY OF DORAL	135,583.17	135,583.17	0.00	0.00%	79.52
[REDACTED]	CITY OF DORAL	10,875.24	10,875.24	0.00	0.00%	68.92
[REDACTED]	CITY OF DORAL	180,200.87	179,878.29	0.00	0.00%	83.87

* Indicates billing account

SERVICE DETAIL

Svc Code	AFP Code	Service Description	Unit Price	Volume	Service Charges
IAMIB	00 0230	RECOUPMENT MONTHLY IB	0.08500	87,073.34	7,401.23
BALANCE & COMPENSATION INFORMATION					7,401.23
15007	01 0101	DESKTOP DEPOSIT-DEPOSIT CREDITED	0.50000	24.00	12.00
DS510	01 0020	ZERO BALANCE MASTER ACCOUNT MAINT	15.00000	1.00	15.00
22051	01 0000	ACCT MAINTENANCE	8.00000	9.00	72.00
DS001	01 0021	ZERO BALANCE MONTHLY BASE	10.00000	2.00	20.00
CK021	01 0100	DEBITS POSTED	0.05000	62.00	3.10
46106	01 0102	BASIC BANKING - TRANSFER	0.50000	1.00	0.50
GENERAL ACCOUNT SERVICES					122.60
34235	10 0416	RETN ITEM SUBSCRIPTION PER ACCT	0.00000	5.00	0.00
08052	10 0006	BRANCH DEPOSIT	0.50000	1.00	0.50
08290	10 0199	CASH VAULT CURRENCY/COIN DEPOSITED	0.00080	7,063.00	5.65
002	10 0224	DEPOSITED CHECK	0.05000	2.00	0.10

CLIENT ANALYSIS STATEMENT



706	10 0224	DESKTOP DEPOSIT-DEPOSITED ITEM	0.05000	770.00	38.50
08173	10 0100	CASH VAULT DEPOSIT	1.00000	36.00	36.00
CK061	10 0400	RETURN ITEM - CHARGEBACK	5.00000	2.00	10.00
CK064	10 0416	RETURN ITEM SERVICE MTHLY BASE	0.00000	4.00	0.00
		DEPOSITORY SERVICES			90.75
34336	15 0724	POSITIVE PAY EXCEPTION-ONLINE IMAGE	0.00000	11.00	0.00
12678	15 0300	MICR CHECK REJECTS OVER 2%	0.35000	15.00	5.25
MD091	15 0240	PYMT AUTH MAX CHECK MTHLY BASE	15.00000	3.00	45.00
12505	15 0222	POSITIVE PAY EXCEPTION CHECKS RETND	2.00000	1.00	2.00
12670	15 0410	STOP PAYMENT - ONLINE	5.00000	3.00	15.00
12681	15 0030	POSITIVE PAY ONLY MONTHLY BASE	15.00000	6.00	90.00
12682	15 0120	POSITIVE PAY ONLY - ITEM	0.03000	390.00	11.70
12812	15 1352	IMAGE VIEW < 90 DAYS - ITEM	0.00000	7.00	0.00
12815	15 1352	IMAGE VIEW > 90 DAYS - ITEM	0.00000	3.00	0.00
12816	15 1352	DESKTOP DEPOSIT IMAGES RETRIEVED	0.02000	779.00	15.58
12903	15 0310	POSITIVE PAY EXCEPTIONS - ITEM	1.00000	11.00	11.00
12908	15 0310	POS PAY CHECKS WITH NO ISSUE RECORD	0.00000	9.00	0.00
22225	15 0240	CHECK CASHING THRESHOLD MO BASE	0.00000	3.00	0.00
22235	15 0240	OTC DEBIT BLOCK MONTHLY BASE	0.00000	3.00	0.00
22245	15 0240	CHECKS PAY TO INDIV BLOCK MO BASE	0.00000	3.00	0.00
22202	15 0100	DDA CHECKS PAID	0.08000	383.00	30.64
DS191	15 0122	PAYEE VALIDATION STANDARD-ITEM	0.02000	377.00	7.54
22810	15 0500	WF CHK CASHED FOR NONACCT HOLDER	0.00000	1.00	0.00
22030	15 0412	STOP PAYMENT - AUTO RENEWAL	0.00000	28.00	0.00
		PAPER DISBURSEMENT SERVICES			233.71
12687	20 9999	ARP AGED ISSUE RECORDS ON FILE-ITEM	0.00000	2,683.00	0.00
		PAPER DISBURSEMENT RECON SERVICES			0.00
34330	25 0703	ACH SUBSCRIPTION - ACCOUNT	0.00000	5.00	0.00
CK018	25 0201	ELECTRONIC CREDITS POSTED	0.05000	213.00	10.65
ES344	25 0202	ACH RECEIVED ITEM	0.03000	44.00	1.32
ES349	25 0220	ACH RECEIVED ADDENDA	0.00000	110.00	0.00
34333	25 1050	ACH FRAUD FILTER REVIEW MO BASE	15.00000	9.00	135.00
34335	25 1053	ACH FRAUD FILTER REVIEW - ITEM	1.00000	15.00	15.00
		GENERAL ACH SERVICES			161.97
34240	33 0000	ONLINE EDI PMT DETAIL SUBSC MO BASE	5.00000	1.00	5.00
		INTEGRATED PAYABLES & RECEIVABLES			5.00
ES139	35 0100	WIRE OUT DOMESTIC VANTAGE/API	5.00000	16.00	80.00
		WIRE & OTHER FUNDS TRANSFER SERVICE			80.00
34216	40 0832	WIRE TEMPLATE ONLINE	0.00000	9.00	0.00
15003	40 0272	DESKTOP DEPOSIT REPORT PER ITEM	0.03000	779.00	23.37
15017	40 0058	DESKTOP DEPOSIT MONTHLY BASE	30.00000	4.00	120.00
27707	40 034Z	ONLINE SEARCH	0.00000	56.00	0.00
34100	40 0052	PREV DAY BASE PER ACCT PER REPORT	25.00000	7.00	175.00
34115	40 0425	PREV DAY REPORTING ITEMS LOADED	0.10000	714.00	71.40
34120	40 0055	INTRADAY BASE PER ACCT PER REPORT	25.00000	7.00	175.00
34121	40 0275	INTRADAY REPORTING ITEMS RPTD	0.00000	650.00	0.00
34123	40 022Z	ALERTS SERVICE - EMAIL	0.00000	400.00	0.00
34205	40 0222	WIRE TRANSFER REPORT BASE	0.00000	7.00	0.00
46100	40 005Z	BASIC BANKING BASE PER ACCOUNT	0.00000	10.00	0.00
		INFORMATION SERVICES			564.77
		Total Analyzed Charges			8,660.03
		Total Fee Based Charges			0.00
		Total Service Charges			8,660.03



TREND ANALYSIS

<u>Month</u>	<u>Average Ledger Balance</u>	<u>Average Positive Collected Balance</u>	<u>Investable Balance Available for Services</u>	<u>Earnings Credit Rate</u>	<u>Earnings Allowance</u>	<u>Fee Based Charges</u>	<u>Analyzed Charges</u>	<u>Monthly Position</u>
FEB 2024	101,624,338	101,591,205	101,591,205	1.65%	132,818	0	9,900	122,918
MAR 2024	95,484,501	95,454,589	95,454,589	1.65%	133,402	0	9,487	123,915
APR 2024	103,916,773	103,825,977	103,825,977	1.65%	140,420	0	10,158	130,262
MAY 2024	104,872,616	104,823,133	104,823,133	1.65%	146,495	0	10,198	136,297
JUN 2024	98,163,736	98,081,802	98,081,802	1.65%	132,652	0	9,616	123,036
JUL 2024	87,073,324	87,027,771	87,027,771	1.65%	121,625	0	8,660	112,965
AVG	98,522,548	98,467,413	98,467,413					

CLIENT ANALYSIS STATEMENT



0182 0000 0002656 3526.
JULY 2024

RELATIONSHIP SUMMARY

WELLS FARGO BANK, N.A.
PO BOX 63020
SAN FRANCISCO, CA 94163

Officer:
Phone No.:

ETHAN SYLVESTER
703-405-4790

CITY OF DORAL
8401 NW 53RD TER
DORAL*FL*33166-4517

ANALYSIS SUMMARY

Average Positive Collected Balance.....	\$	66,781,400.86
Investable Balance Available for Services.....	=	66,781,400.86
Earnings Allowance.....@ 1.65%.....	\$	93,329.69
Net Earnings Allowance.....	=	93,329.69
Current Month Analyzed Charges.....	-	6,806.94
Current Month Position.....	=	86,522.75
Total Amount Due.....	\$	0.00

Interest rate on excess balances:

1.08%

Interest paid on excess balances:

\$

56,633.08

BALANCE SUMMARY

Account Number	Account Name	Average Ledger	Average Collected	Average Daily Negative Coll	Negative Coll Use of Fund Rate	Service Charge
* [REDACTED]	CITY OF DORAL	66,500,295.06	66,455,064.16	0.00	0.00%	6,399.36
[REDACTED]	CITY OF DORAL	0.00	0.00	0.00	0.00%	127.27
[REDACTED]	CITY OF DORAL	0.00	0.00	0.00	0.00%	48.00
[REDACTED]	CITY OF DORAL	135,583.17	135,583.17	0.00	0.00%	79.52
[REDACTED]	CITY OF DORAL	10,875.24	10,875.24	0.00	0.00%	68.92
[REDACTED]	CITY OF DORAL	180,200.87	179,878.29	0.00	0.00%	83.87

* Indicates billing account

SERVICE DETAIL

Svc Code	AFP Code	Service Description	Unit Price	Volume	Service Charges
IAMIB	00 0230	RECOUPMENT MONTHLY IB	0.08500	66,826.96	5,680.29
BALANCE & COMPENSATION INFORMATION					5,680.29
15007	01 0101	DESKTOP DEPOSIT-DEPOSIT CREDITED	0.50000	24.00	12.00
DS510	01 0020	ZERO BALANCE MASTER ACCOUNT MAINT	15.00000	1.00	15.00
22051	01 0000	ACCT MAINTENANCE	8.00000	6.00	48.00
DS001	01 0021	ZERO BALANCE MONTHLY BASE	10.00000	2.00	20.00
CK021	01 0100	DEBITS POSTED	0.05000	62.00	3.10
46106	01 0102	BASIC BANKING - TRANSFER	0.50000	1.00	0.50
GENERAL ACCOUNT SERVICES					98.60
34235	10 0416	RETN ITEM SUBSCRIPTION PER ACCT	0.00000	5.00	0.00
08052	10 0006	BRANCH DEPOSIT	0.50000	1.00	0.50
08290	10 0199	CASH VAULT CURRENCY/COIN DEPOSITED	0.00080	7,063.00	5.65
002	10 0224	DEPOSITED CHECK	0.05000	2.00	0.10
706	10 0224	DESKTOP DEPOSIT-DEPOSITED ITEM	0.05000	770.00	38.50
08173	10 0100	CASH VAULT DEPOSIT	1.00000	36.00	36.00
CK061	10 0400	RETURN ITEM - CHARGEBACK	5.00000	2.00	10.00

CLIENT ANALYSIS STATEMENT



CK064	10 0416	RETURN ITEM SERVICE MTHLY BASE	0.00000	4.00	0.00
		DEPOSITORY SERVICES			90.75
34336	15 0724	POSITIVE PAY EXCEPTION-ONLINE IMAGE	0.00000	1.00	0.00
12678	15 0300	MICR CHECK REJECTS OVER 2%	0.35000	15.00	5.25
MD091	15 0240	PYMT AUTH MAX CHECK MTHLY BASE	15.00000	2.00	30.00
12505	15 0222	POSITIVE PAY EXCEPTION CHECKS RETND	2.00000	1.00	2.00
12670	15 0410	STOP PAYMENT - ONLINE	5.00000	2.00	10.00
12681	15 0030	POSITIVE PAY ONLY MONTHLY BASE	15.00000	4.00	60.00
12682	15 0120	POSITIVE PAY ONLY - ITEM	0.03000	356.00	10.68
12812	15 1352	IMAGE VIEW < 90 DAYS - ITEM	0.00000	7.00	0.00
12815	15 1352	IMAGE VIEW > 90 DAYS - ITEM	0.00000	3.00	0.00
12816	15 1352	DESKTOP DEPOSIT IMAGES RETRIEVED	0.02000	779.00	15.58
12903	15 0310	POSITIVE PAY EXCEPTIONS - ITEM	1.00000	1.00	1.00
22225	15 0240	CHECK CASHING THRESHOLD MO BASE	0.00000	2.00	0.00
22235	15 0240	OTC DEBIT BLOCK MONTHLY BASE	0.00000	2.00	0.00
22245	15 0240	CHECKS PAY TO INDIV BLOCK MO BASE	0.00000	2.00	0.00
22202	15 0100	DDA CHECKS PAID	0.08000	362.00	28.96
DS191	15 0122	PAYEE VALIDATION STANDARD-ITEM	0.02000	362.00	7.24
22810	15 0500	WF CHK CASHED FOR NONACCT HOLDER	0.00000	1.00	0.00
22030	15 0412	STOP PAYMENT - AUTO RENEWAL	0.00000	28.00	0.00
		PAPER DISBURSEMENT SERVICES			170.71
12687	20 9999	ARP AGED ISSUE RECORDS ON FILE-ITEM	0.00000	2,409.00	0.00
		PAPER DISBURSEMENT RECON SERVICES			0.00
34330	25 0703	ACH SUBSCRIPTION - ACCOUNT	0.00000	5.00	0.00
CK018	25 0201	ELECTRONIC CREDITS POSTED	0.05000	210.00	10.50
ES344	25 0202	ACH RECEIVED ITEM	0.03000	44.00	1.32
ES349	25 0220	ACH RECEIVED ADDENDA	0.00000	110.00	0.00
34333	25 1050	ACH FRAUD FILTER REVIEW MO BASE	15.00000	6.00	90.00
34335	25 1053	ACH FRAUD FILTER REVIEW - ITEM	1.00000	15.00	15.00
		GENERAL ACH SERVICES			116.82
34240	33 0000	ONLINE EDI PMT DETAIL SUBSC MO BASE	5.00000	1.00	5.00
		INTEGRATED PAYABLES & RECEIVABLES			5.00
ES139	35 0100	WIRE OUT DOMESTIC VANTAGE/API	5.00000	16.00	80.00
		WIRE & OTHER FUNDS TRANSFER SERVICE			80.00
34216	40 0832	WIRE TEMPLATE ONLINE	0.00000	9.00	0.00
15003	40 0272	DESKTOP DEPOSIT REPORT PER ITEM	0.03000	779.00	23.37
15017	40 0058	DESKTOP DEPOSIT MONTHLY BASE	30.00000	4.00	120.00
27707	40 034Z	ONLINE SEARCH	0.00000	31.00	0.00
34100	40 0052	PREV DAY BASE PER ACCT PER REPORT	25.00000	7.00	175.00
34115	40 0425	PREV DAY REPORTING ITEMS LOADED	0.10000	714.00	71.40
34120	40 0055	INTRADAY BASE PER ACCT PER REPORT	25.00000	7.00	175.00
34121	40 0275	INTRADAY REPORTING ITEMS RPTD	0.00000	650.00	0.00
34123	40 022Z	ALERTS SERVICE - EMAIL	0.00000	400.00	0.00
34205	40 0222	WIRE TRANSFER REPORT BASE	0.00000	7.00	0.00
46100	40 005Z	BASIC BANKING BASE PER ACCOUNT	0.00000	10.00	0.00
		INFORMATION SERVICES			564.77
		Total Analyzed Charges			6,806.94
		Total Fee Based Charges			0.00
		Total Service Charges			6,806.94



TREND ANALYSIS

<u>Month</u>	<u>Average Ledger Balance</u>	<u>Average Positive Collected Balance</u>	<u>Investable Balance Available for Services</u>	<u>Earnings Credit Rate</u>	<u>Earnings Allowance</u>	<u>Fee Based Charges</u>	<u>Analyzed Charges</u>	<u>Monthly Position</u>
FEB 2024	81,669,865	81,636,733	81,636,733	1.65%	106,730	0	8,085	98,644
MAR 2024	81,041,530	81,011,618	81,011,618	1.65%	113,217	0	8,143	105,074
APR 2024	80,057,972	79,967,177	79,967,177	1.65%	108,152	0	8,004	100,148
MAY 2024	77,181,986	77,132,504	77,132,504	1.65%	107,796	0	7,727	100,069
JUN 2024	72,416,809	72,334,874	72,334,874	1.65%	97,830	0	7,297	90,533
JUL 2024	66,826,954	66,781,401	66,781,401	1.65%	93,330	0	6,807	86,523
AVG	76,532,519	76,477,385	76,477,385					

Note: Customer must examine this statement and report to Bank any claim for credit or refund within 60 days after Bank makes the statement available. If Bank does not receive notice of error or discrepancy within this time frame, items on the statement will be deemed to be correct.

CLIENT ANALYSIS STATEMENT



0182 0000 0002656 0000.
JULY 2024

ACCOUNT SUMMARY

WELLS FARGO BANK, N.A.
PO BOX 63020
SAN FRANCISCO, CA 94163

Officer:
Phone No.:

ETHAN SYLVESTER
703-405-4790

CITY OF DORAL
GENERAL FUND
8300 NW 53RD ST SUITE 100
MIAMI, FL 33166-0000

Average Positive Collected Balance.....	\$	66,455,064.16
Investable Balance Available for Services.....	=	66,455,064.16
Earnings Allowance.....@ 1.65%.....	\$	92,873.62
Current Month Analyzed Charges.....	-	6,399.36

BALANCE SUMMARY

Account Number	Account Name	Average Ledger	Average Collected	Average Daily Negative Coll	Negative Coll Use of Fund Rate	Service Charge
* [REDACTED]	CITY OF DORAL	66,500,295.06	66,455,064.16	0.00	0.00%	6,399.36

* Indicates billing account

SERVICE DETAIL

Svc Code	AFP Code	Service Description	Unit Price	Volume	Service Charges
IAMIB	00 0230	RECOUPMENT MONTHLY IB	0.08500	66,500.30	5,652.53
BALANCE & COMPENSATION INFORMATION					5,652.53
15007	01 0101	DESKTOP DEPOSIT-DEPOSIT CREDITED	0.50000	24.00	12.00
DS510	01 0020	ZERO BALANCE MASTER ACCOUNT MAINT	15.00000	1.00	15.00
22051	01 0000	ACCT MAINTENANCE	8.00000	1.00	8.00
CK021	01 0100	DEBITS POSTED	0.05000	50.00	2.50
46106	01 0102	BASIC BANKING - TRANSFER	0.50000	1.00	0.50
GENERAL ACCOUNT SERVICES					38.00
34235	10 0416	RETN ITEM SUBSCRIPTION PER ACCT	0.00000	5.00	0.00
08290	10 0199	CASH VAULT CURRENCY/COIN DEPOSITED	0.00080	7,063.00	5.65
002	10 0224	DEPOSITED CHECK	0.05000	1.00	0.05
706	10 0224	DESKTOP DEPOSIT-DEPOSITED ITEM	0.05000	770.00	38.50
08173	10 0100	CASH VAULT DEPOSIT	1.00000	36.00	36.00
CK061	10 0400	RETURN ITEM - CHARGEBACK	5.00000	2.00	10.00
CK064	10 0416	RETURN ITEM SERVICE MTHLY BASE	0.00000	4.00	0.00
DEPOSITORY SERVICES					90.20
MD091	15 0240	PYMT AUTH MAX CHECK MTHLY BASE	15.00000	1.00	15.00
12812	15 1352	IMAGE VIEW < 90 DAYS - ITEM	0.00000	3.00	0.00
12816	15 1352	DESKTOP DEPOSIT IMAGES RETRIEVED	0.02000	779.00	15.58
22225	15 0240	CHECK CASHING THRESHOLD MO BASE	0.00000	1.00	0.00
22235	15 0240	OTC DEBIT BLOCK MONTHLY BASE	0.00000	1.00	0.00
22245	15 0240	CHECKS PAY TO INDIV BLOCK MO BASE	0.00000	1.00	0.00
PAPER DISBURSEMENT SERVICES					30.58
34330	25 0703	ACH SUBSCRIPTION - ACCOUNT	0.00000	5.00	0.00
CK018	25 0201	ELECTRONIC CREDITS POSTED	0.05000	187.00	9.35
ES344	25 0202	ACH RECEIVED ITEM	0.03000	31.00	0.93
ES349	25 0220	ACH RECEIVED ADDENDA	0.00000	110.00	0.00

CLIENT ANALYSIS STATEMENT



34333	25 1050	ACH FRAUD FILTER REVIEW MO BASE	15.00000	1.00	15.00
34335	25 1053	ACH FRAUD FILTER REVIEW - ITEM	1.00000	3.00	3.00
		GENERAL ACH SERVICES			28.28
34240	33 0000	ONLINE EDI PMT DETAIL SUBSC MO BASE	5.00000	1.00	5.00
		INTEGRATED PAYABLES & RECEIVABLES			5.00
ES139	35 0100	WIRE OUT DOMESTIC VANTAGE/API	5.00000	16.00	80.00
		WIRE & OTHER FUNDS TRANSFER SERVICE			80.00
34216	40 0832	WIRE TEMPLATE ONLINE	0.00000	9.00	0.00
15003	40 0272	DESKTOP DEPOSIT REPORT PER ITEM	0.03000	779.00	23.37
15017	40 0058	DESKTOP DEPOSIT MONTHLY BASE	30.00000	1.00	30.00
27707	40 034Z	ONLINE SEARCH	0.00000	31.00	0.00
34100	40 0052	PREV DAY BASE PER ACCT PER REPORT	25.00000	7.00	175.00
34115	40 0425	PREV DAY REPORTING ITEMS LOADED	0.10000	714.00	71.40
34120	40 0055	INTRADAY BASE PER ACCT PER REPORT	25.00000	7.00	175.00
34121	40 0275	INTRADAY REPORTING ITEMS RPTD	0.00000	650.00	0.00
34123	40 022Z	ALERTS SERVICE - EMAIL	0.00000	400.00	0.00
34205	40 0222	WIRE TRANSFER REPORT BASE	0.00000	7.00	0.00
46100	40 005Z	BASIC BANKING BASE PER ACCOUNT	0.00000	10.00	0.00
		INFORMATION SERVICES			474.77
		Total Analyzed Charges			6,399.36
		Total Fee Based Charges			0.00
		Total Service Charges			6,399.36

CLIENT ANALYSIS STATEMENT



0182 0000 0002656 0000.
JULY 2024

ACCOUNT SUMMARY

WELLS FARGO BANK, N.A.
PO BOX 63020
SAN FRANCISCO, CA 94163

Officer:
Phone No.:

ETHAN SYLVESTER
703-405-4790

CITY OF DORAL
ACCOUNTS PAYABLE
8300 NW 53RD ST SUITE 100
MIAMI, FL 33166-0000

Average Positive Collected Balance.....	\$	0.00
Investable Balance Available for Services.....	=	0.00
Earnings Allowance.....@ 1.65%.....	\$	0.00
Current Month Analyzed Charges.....	-	127.27

BALANCE SUMMARY

Account Number	Account Name	Average Ledger	Average Collected	Average Daily Negative Coll	Negative Coll Use of Fund Rate	Service Charge
██████████	CITY OF DORAL	0.00	0.00	0.00	0.00%	127.27

SERVICE DETAIL

Svc Code	AFP Code	Service Description	Unit Price	Volume	Service Charges
22051	01 0000	ACCT MAINTENANCE	8.00000	1.00	8.00
DS001	01 0021	ZERO BALANCE MONTHLY BASE	10.00000	1.00	10.00
CK021	01 0100	DEBITS POSTED	0.05000	12.00	0.60
GENERAL ACCOUNT SERVICES					18.60
34336	15 0724	POSITIVE PAY EXCEPTION-ONLINE IMAGE	0.00000	1.00	0.00
12678	15 0300	MICR CHECK REJECTS OVER 2%	0.35000	15.00	5.25
12505	15 0222	POSITIVE PAY EXCEPTION CHECKS RETND	2.00000	1.00	2.00
12670	15 0410	STOP PAYMENT - ONLINE	5.00000	2.00	10.00
12681	15 0030	POSITIVE PAY ONLY MONTHLY BASE	15.00000	1.00	15.00
12682	15 0120	POSITIVE PAY ONLY - ITEM	0.03000	356.00	10.68
12812	15 1352	IMAGE VIEW < 90 DAYS - ITEM	0.00000	4.00	0.00
12815	15 1352	IMAGE VIEW > 90 DAYS - ITEM	0.00000	3.00	0.00
12903	15 0310	POSITIVE PAY EXCEPTIONS - ITEM	1.00000	1.00	1.00
22202	15 0100	DDA CHECKS PAID	0.08000	362.00	28.96
DS191	15 0122	PAYEE VALIDATION STANDARD-ITEM	0.02000	362.00	7.24
22810	15 0500	WF CHK CASHED FOR NONACCT HOLDER	0.00000	1.00	0.00
22030	15 0412	STOP PAYMENT - AUTO RENEWAL	0.00000	28.00	0.00
PAPER DISBURSEMENT SERVICES					80.13
12687	20 9999	ARP AGED ISSUE RECORDS ON FILE-ITEM	0.00000	1,980.00	0.00
PAPER DISBURSEMENT RECON SERVICES					0.00
CK018	25 0201	ELECTRONIC CREDITS POSTED	0.05000	23.00	1.15
ES344	25 0202	ACH RECEIVED ITEM	0.03000	13.00	0.39
34333	25 1050	ACH FRAUD FILTER REVIEW MO BASE	15.00000	1.00	15.00
34335	25 1053	ACH FRAUD FILTER REVIEW - ITEM	1.00000	12.00	12.00
GENERAL ACH SERVICES					28.54

CLIENT ANALYSIS STATEMENT



Total Analyzed Charges	127.27
Total Fee Based Charges	0.00
Total Service Charges	127.27

CLIENT ANALYSIS STATEMENT



0182 0000 0002656 5583.
JULY 2024

ACCOUNT SUMMARY

WELLS FARGO BANK, N.A.
PO BOX 63020
SAN FRANCISCO, CA 94163

Officer:
Phone No.:

ETHAN SYLVESTER
703-405-4790

CITY OF DORAL
PAYROLL ACCOUNT
8300 NW 53RD ST SUITE 100
MIAMI, FL 33166-0000

Average Positive Collected Balance.....	\$	0.00
Investable Balance Available for Services.....	=	0.00
Earnings Allowance.....@ 1.65%.....	\$	0.00
Current Month Analyzed Charges.....	-	48.00

BALANCE SUMMARY

Account Number	Account Name	Average Ledger	Average Collected	Average Daily Negative Coll	Negative Coll Use of Fund Rate	Service Charge
██████████	CITY OF DORAL	0.00	0.00	0.00	0.00%	48.00

SERVICE DETAIL

Svc Code	AFP Code	Service Description	Unit Price	Volume	Service Charges
22051	01 0000	ACCT MAINTENANCE	8.00000	1.00	8.00
DS001	01 0021	ZERO BALANCE MONTHLY BASE	10.00000	1.00	10.00
GENERAL ACCOUNT SERVICES					18.00
MD091	15 0240	PYMT AUTH MAX CHECK MTHLY BASE	15.00000	1.00	15.00
22225	15 0240	CHECK CASHING THRESHOLD MO BASE	0.00000	1.00	0.00
22235	15 0240	OTC DEBIT BLOCK MONTHLY BASE	0.00000	1.00	0.00
22245	15 0240	CHECKS PAY TO INDIV BLOCK MO BASE	0.00000	1.00	0.00
PAPER DISBURSEMENT SERVICES					15.00
34333	25 1050	ACH FRAUD FILTER REVIEW MO BASE	15.00000	1.00	15.00
GENERAL ACH SERVICES					15.00
Total Analyzed Charges					48.00
Total Fee Based Charges					0.00
Total Service Charges					48.00

CLIENT ANALYSIS STATEMENT



0182 0000 0002656 0875.
JULY 2024

ACCOUNT SUMMARY

WELLS FARGO BANK, N.A.
PO BOX 63020
SAN FRANCISCO, CA 94163

Officer:
Phone No.:

ETHAN SYLVESTER
703-405-4790

CITY OF DORAL
LAW ENFORCEMENT JUSTICE
8401 NW 53RD TER
DORAL, FL 33166-4517

Average Positive Collected Balance.....	\$	135,583.17
Investable Balance Available for Services.....	=	135,583.17
Earnings Allowance.....@ 1.65%.....	\$	189.48
Current Month Analyzed Charges.....	-	79.52

BALANCE SUMMARY

<u>Account Number</u>	<u>Account Name</u>	<u>Average Ledger</u>	<u>Average Collected</u>	<u>Average Daily Negative Coll</u>	<u>Negative Coll Use of Fund Rate</u>	<u>Service Charge</u>
██████████	CITY OF DORAL	135,583.17	135,583.17	0.00	0.00%	79.52

SERVICE DETAIL

<u>Svc Code</u>	<u>AFP Code</u>	<u>Service Description</u>	<u>Unit Price</u>	<u>Volume</u>	<u>Service Charges</u>
IAMIB	00 0230	RECOUPMENT MONTHLY IB	0.08500	135.58	11.52
BALANCE & COMPENSATION INFORMATION					11.52
22051	01 0000	ACCT MAINTENANCE	8.00000	1.00	8.00
GENERAL ACCOUNT SERVICES					8.00
12681	15 0030	POSITIVE PAY ONLY MONTHLY BASE	15.00000	1.00	15.00
PAPER DISBURSEMENT SERVICES					15.00
12687	20 9999	ARP AGED ISSUE RECORDS ON FILE-ITEM	0.00000	422.00	0.00
PAPER DISBURSEMENT RECON SERVICES					0.00
34333	25 1050	ACH FRAUD FILTER REVIEW MO BASE	15.00000	1.00	15.00
GENERAL ACH SERVICES					15.00
15017	40 0058	DESKTOP DEPOSIT MONTHLY BASE	30.00000	1.00	30.00
INFORMATION SERVICES					30.00
Total Analyzed Charges					79.52
Total Fee Based Charges					0.00
Total Service Charges					79.52

CLIENT ANALYSIS STATEMENT



0182 0000 0002656 9878.
JULY 2024

ACCOUNT SUMMARY

WELLS FARGO BANK, N.A.
PO BOX 63020
SAN FRANCISCO, CA 94163

Officer:
Phone No.:

ETHAN SYLVESTER
703-405-4790

CITY OF DORAL
LAW ENFORCEMENT TREASURY
8401 NW 53RD TER
DORAL, FL 33166-4517

Average Positive Collected Balance.....	\$	10,875.24
Investable Balance Available for Services.....	=	10,875.24
Earnings Allowance.....@ 1.65%.....	\$	15.20
Current Month Analyzed Charges.....	-	68.92

BALANCE SUMMARY

Account Number	Account Name	Average Ledger	Average Collected	Average Daily Negative Coll	Negative Coll Use of Fund Rate	Service Charge
██████████	CITY OF DORAL	10,875.24	10,875.24	0.00	0.00%	68.92

SERVICE DETAIL

Svc Code	AFP Code	Service Description	Unit Price	Volume	Service Charges
IAMIB	00 0230	RECOUPMENT MONTHLY IB	0.08500	10.88	0.92
		BALANCE & COMPENSATION INFORMATION			0.92
22051	01 0000	ACCT MAINTENANCE	8.00000	1.00	8.00
		GENERAL ACCOUNT SERVICES			8.00
12681	15 0030	POSITIVE PAY ONLY MONTHLY BASE	15.00000	1.00	15.00
		PAPER DISBURSEMENT SERVICES			15.00
12687	20 9999	ARP AGED ISSUE RECORDS ON FILE-ITEM	0.00000	7.00	0.00
		PAPER DISBURSEMENT RECON SERVICES			0.00
34333	25 1050	ACH FRAUD FILTER REVIEW MO BASE	15.00000	1.00	15.00
		GENERAL ACH SERVICES			15.00
15017	40 0058	DESKTOP DEPOSIT MONTHLY BASE	30.00000	1.00	30.00
		INFORMATION SERVICES			30.00
		Total Analyzed Charges			68.92
		Total Fee Based Charges			0.00
		Total Service Charges			68.92

CLIENT ANALYSIS STATEMENT



0182 1011 0002656 01.6
JULY 2024

ACCOUNT SUMMARY

WELLS FARGO BANK, N.A.
PO BOX 63020
SAN FRANCISCO, CA 94163

Officer:
Phone No.:

ETHAN SYLVESTER
703-405-4790

CITY OF DORAL
LAW ENFORCEMENT STATE
8401 NW 53RD TER
DORAL, FL 33166-4517

Average Positive Collected Balance.....	\$	179,878.29
Investable Balance Available for Services.....	=	179,878.29
Earnings Allowance.....@ 1.65%.....	\$	251.39
Current Month Analyzed Charges.....	-	83.87

BALANCE SUMMARY

<u>Account Number</u>	<u>Account Name</u>	<u>Average Ledger</u>	<u>Average Collected</u>	<u>Average Daily Negative Coll</u>	<u>Negative Coll Use of Fund Rate</u>	<u>Service Charge</u>
██████████	CITY OF DORAL	180,200.87	179,878.29	0.00	0.00%	83.87

SERVICE DETAIL

<u>Svc Code</u>	<u>AFP Code</u>	<u>Service Description</u>	<u>Unit Price</u>	<u>Volume</u>	<u>Service Charges</u>
IAMIB	00 0230	RECOUPMENT MONTHLY IB	0.08500	180.20	15.32
BALANCE & COMPENSATION INFORMATION					15.32
22051	01 0000	ACCT MAINTENANCE	8.00000	1.00	8.00
GENERAL ACCOUNT SERVICES					8.00
08052	10 0006	BRANCH DEPOSIT	0.50000	1.00	0.50
002	10 0224	DEPOSITED CHECK	0.05000	1.00	0.05
DEPOSITORY SERVICES					0.55
12681	15 0030	POSITIVE PAY ONLY MONTHLY BASE	15.00000	1.00	15.00
PAPER DISBURSEMENT SERVICES					15.00
34333	25 1050	ACH FRAUD FILTER REVIEW MO BASE	15.00000	1.00	15.00
GENERAL ACH SERVICES					15.00
15017	40 0058	DESKTOP DEPOSIT MONTHLY BASE	30.00000	1.00	30.00
INFORMATION SERVICES					30.00
Total Analyzed Charges					83.87
Total Fee Based Charges					0.00
Total Service Charges					83.87

CLIENT ANALYSIS STATEMENT



0182 0000 0002656 8936.
JULY 2024

RELATIONSHIP SUMMARY

WELLS FARGO BANK, N.A.
PO BOX 63020
SAN FRANCISCO, CA 94163

Officer:
Phone No.:

ETHAN SYLVESTER
703-405-4790

CITY OF DORAL
8401 NW 53RD TER STE 100
MIAMI*FL*33166-4522

ANALYSIS SUMMARY

Average Positive Collected Balance.....	\$	1,447,433.38
Investable Balance Available for Services.....	=	1,447,433.38
Earnings Allowance.....@ 1.65%.....	\$	2,022.85
Net Earnings Allowance.....	=	2,022.85
Current Month Analyzed Charges.....	-	199.13
Current Month Position.....	=	1,823.72
Total Amount Due.....	\$	0.00

Interest rate on excess balances:

1.08%

Interest paid on excess balances:

\$

1,193.71

BALANCE SUMMARY

Account Number	Account Name	Average Ledger	Average Collected	Average Daily Negative Coll	Negative Coll Use of Fund Rate	Service Charge
474-8669249	CITY OF DORAL	723,526.18	723,526.18	0.00	0.00%	99.55
* [REDACTED]	CITY OF DORAL	723,907.20	723,907.20	0.00	0.00%	99.58

* Indicates billing account

SERVICE DETAIL

Svc Code	AFP Code	Service Description	Unit Price	Volume	Service Charges
IAMIB	00 0230	RECOUPMENT MONTHLY IB	0.08500	1,447.44	123.03
BALANCE & COMPENSATION INFORMATION					123.03
22051	01 0000	ACCT MAINTENANCE	8.00000	2.00	16.00
GENERAL ACCOUNT SERVICES					16.00
MD091	15 0240	PYMT AUTH MAX CHECK MTHLY BASE	15.00000	1.00	15.00
12681	15 0030	POSITIVE PAY ONLY MONTHLY BASE	15.00000	1.00	15.00
22225	15 0240	CHECK CASHING THRESHOLD MO BASE	0.00000	1.00	0.00
22235	15 0240	OTC DEBIT BLOCK MONTHLY BASE	0.00000	1.00	0.00
22245	15 0240	CHECKS PAY TO INDIV BLOCK MO BASE	0.00000	1.00	0.00
PAPER DISBURSEMENT SERVICES					30.00
12687	20 9999	ARP AGED ISSUE RECORDS ON FILE-ITEM	0.00000	270.00	0.00
PAPER DISBURSEMENT RECON SERVICES					0.00
CK018	25 0201	ELECTRONIC CREDITS POSTED	0.05000	2.00	0.10
34333	25 1050	ACH FRAUD FILTER REVIEW MO BASE	15.00000	2.00	30.00
GENERAL ACH SERVICES					30.10
Total Analyzed Charges					199.13
Total Fee Based Charges					0.00
Total Service Charges					199.13



TREND ANALYSIS

<u>Month</u>	<u>Average Ledger Balance</u>	<u>Average Positive Collected Balance</u>	<u>Investable Balance Available for Services</u>	<u>Earnings Credit Rate</u>	<u>Earnings Allowance</u>	<u>Fee Based Charges</u>	<u>Analyzed Charges</u>	<u>Monthly Position</u>
FEB 2024	7,168,233	7,168,233	7,168,233	1.65%	9,372	0	687	8,685
MAR 2024	6,949,646	6,949,646	6,949,646	1.65%	9,712	0	667	9,045
APR 2024	6,808,224	6,808,224	6,808,224	1.65%	9,208	0	655	8,553
MAY 2024	6,440,713	6,440,713	6,440,713	1.65%	9,001	0	624	8,378
JUN 2024	5,456,775	5,456,775	5,456,775	1.65%	7,380	0	550	6,830
JUL 2024	1,447,433	1,447,433	1,447,433	1.65%	2,023	0	199	1,824
AVG	5,711,837	5,711,837	5,711,837					

Note: Customer must examine this statement and report to Bank any claim for credit or refund within 60 days after Bank makes the statement available. If Bank does not receive notice of error or discrepancy within this time frame, items on the statement will be deemed to be correct.

CLIENT ANALYSIS STATEMENT



0182 0000 0002656 3907.
JULY 2024

ACCOUNT SUMMARY

WELLS FARGO BANK, N.A.
PO BOX 63020
SAN FRANCISCO, CA 94163

Officer:
Phone No.:

ETHAN SYLVESTER
703-405-4790

CITY OF DORAL
FLORIDA GENERAL OBLIGATIONS BONDS
8401 NW 53RD TER STE 100
MIAMI, FL 33166-4522

Average Positive Collected Balance.....	\$	723,526.18
Investable Balance Available for Services.....	=	723,526.18
Earnings Allowance.....@ 1.65%.....	\$	1,011.16
Current Month Analyzed Charges.....	-	99.55

BALANCE SUMMARY

Account Number	Account Name	Average Ledger	Average Collected	Average Daily Negative Coll	Negative Coll Use of Fund Rate	Service Charge
██████████	CITY OF DORAL	723,526.18	723,526.18	0.00	0.00%	99.55

SERVICE DETAIL

Svc Code	AFP Code	Service Description	Unit Price	Volume	Service Charges
IAMIB	00 0230	RECOUPMENT MONTHLY IB	0.08500	723.53	61.50
BALANCE & COMPENSATION INFORMATION					61.50
22051	01 0000	ACCT MAINTENANCE	8.00000	1.00	8.00
GENERAL ACCOUNT SERVICES					8.00
MD091	15 0240	PYMT AUTH MAX CHECK MTHLY BASE	15.00000	1.00	15.00
22225	15 0240	CHECK CASHING THRESHOLD MO BASE	0.00000	1.00	0.00
22235	15 0240	OTC DEBIT BLOCK MONTHLY BASE	0.00000	1.00	0.00
22245	15 0240	CHECKS PAY TO INDIV BLOCK MO BASE	0.00000	1.00	0.00
PAPER DISBURSEMENT SERVICES					15.00
CK018	25 0201	ELECTRONIC CREDITS POSTED	0.05000	1.00	0.05
34333	25 1050	ACH FRAUD FILTER REVIEW MO BASE	15.00000	1.00	15.00
GENERAL ACH SERVICES					15.05
Total Analyzed Charges					99.55
Total Fee Based Charges					0.00
Total Service Charges					99.55

CLIENT ANALYSIS STATEMENT



0182 6949 0002656 01.6
JULY 2024

ACCOUNT SUMMARY

WELLS FARGO BANK, N.A.
PO BOX 63020
SAN FRANCISCO, CA 94163

Officer:
Phone No.:

ETHAN SYLVESTER
703-405-4790

CITY OF DORAL
FLORIDA GENERAL OBLIGATION BONDS
8401 NW 53RD TER STE 100
MIAMI, FL 33166-4522

Average Positive Collected Balance.....	\$	723,907.20
Investable Balance Available for Services.....	=	723,907.20
Earnings Allowance.....@ 1.65%.....	\$	1,011.69
Current Month Analyzed Charges.....	-	99.58

BALANCE SUMMARY

Account Number	Account Name	Average Ledger	Average Collected	Average Daily Negative Coll	Negative Coll Use of Fund Rate	Service Charge
* [REDACTED]	CITY OF DORAL	723,907.20	723,907.20	0.00	0.00%	99.58

* Indicates billing account

SERVICE DETAIL

Svc Code	AFP Code	Service Description	Unit Price	Volume	Service Charges
IAMIB	00 0230	RECOUPMENT MONTHLY IB	0.08500	723.91	61.53
BALANCE & COMPENSATION INFORMATION					61.53
22051	01 0000	ACCT MAINTENANCE	8.00000	1.00	8.00
GENERAL ACCOUNT SERVICES					8.00
12681	15 0030	POSITIVE PAY ONLY MONTHLY BASE	15.00000	1.00	15.00
PAPER DISBURSEMENT SERVICES					15.00
12687	20 9999	ARP AGED ISSUE RECORDS ON FILE-ITEM	0.00000	270.00	0.00
PAPER DISBURSEMENT RECON SERVICES					0.00
CK018	25 0201	ELECTRONIC CREDITS POSTED	0.05000	1.00	0.05
34333	25 1050	ACH FRAUD FILTER REVIEW MO BASE	15.00000	1.00	15.00
GENERAL ACH SERVICES					15.05
Total Analyzed Charges					99.58
Total Fee Based Charges					0.00
Total Service Charges					99.58

CLIENT ANALYSIS STATEMENT



0182 5454 0002656 01.6
JULY 2024

RELATIONSHIP SUMMARY

WELLS FARGO BANK, N.A.
PO BOX 63020
SAN FRANCISCO, CA 94163

Officer:
Phone No.:

ETHAN SYLVESTER
703-405-4790

CITY OF DORAL
8401 NW 53RD TERRACE
DORAL*FL*33166

ANALYSIS SUMMARY

Average Positive Collected Balance.....	\$	18,798,936.70
Investable Balance Available for Services.....	=	18,798,936.70
Earnings Allowance.....@ 1.65%.....	\$	26,272.27
Net Earnings Allowance.....	=	26,272.27
Current Month Analyzed Charges.....	-	1,653.96
Current Month Position.....	=	24,618.31
Total Amount Due.....	\$	0.00

Interest rate on excess balances:

1.08%

Interest paid on excess balances:

\$

16,113.80

BALANCE SUMMARY

Account Number	Account Name	Average Ledger	Average Collected	Average Daily Negative Coll	Negative Coll Use of Fund Rate	Service Charge
* [REDACTED]	CITY OF DORAL	18,798,936.70	18,798,936.70	0.00	0.00%	1,653.96

* Indicates billing account

SERVICE DETAIL

Svc Code	AFP Code	Service Description	Unit Price	Volume	Service Charges
IAMIB	00 0230	RECOUPMENT MONTHLY IB	0.08500	18,798.94	1,597.91
BALANCE & COMPENSATION INFORMATION					1,597.91
22051	01 0000	ACCT MAINTENANCE	8.00000	1.00	8.00
GENERAL ACCOUNT SERVICES					8.00
34336	15 0724	POSITIVE PAY EXCEPTION-ONLINE IMAGE	0.00000	10.00	0.00
12670	15 0410	STOP PAYMENT - ONLINE	5.00000	1.00	5.00
12681	15 0030	POSITIVE PAY ONLY MONTHLY BASE	15.00000	1.00	15.00
12682	15 0120	POSITIVE PAY ONLY - ITEM	0.03000	34.00	1.02
12903	15 0310	POSITIVE PAY EXCEPTIONS - ITEM	1.00000	10.00	10.00
12908	15 0310	POS PAY CHECKS WITH NO ISSUE RECORD	0.00000	9.00	0.00
22202	15 0100	DDA CHECKS PAID	0.08000	21.00	1.68
DS191	15 0122	PAYEE VALIDATION STANDARD-ITEM	0.02000	15.00	0.30
PAPER DISBURSEMENT SERVICES					33.00
12687	20 9999	ARP AGED ISSUE RECORDS ON FILE-ITEM	0.00000	4.00	0.00
PAPER DISBURSEMENT RECON SERVICES					0.00
CK018	25 0201	ELECTRONIC CREDITS POSTED	0.05000	1.00	0.05
34333	25 1050	ACH FRAUD FILTER REVIEW MO BASE	15.00000	1.00	15.00
GENERAL ACH SERVICES					15.05
27707	40 034Z	ONLINE SEARCH	0.00000	25.00	0.00
INFORMATION SERVICES					0.00

CLIENT ANALYSIS STATEMENT



Total Analyzed Charges	1,653.96
Total Fee Based Charges	0.00
Total Service Charges	1,653.96

TREND ANALYSIS

<u>Month</u>	<u>Average Ledger Balance</u>	<u>Average Positive Collected Balance</u>	<u>Investable Balance Available for Services</u>	<u>Earnings Credit Rate</u>	<u>Earnings Allowance</u>	<u>Fee Based Charges</u>	<u>Analyzed Charges</u>	<u>Monthly Position</u>
FEB 2024	12,786,239	12,786,239	12,786,239	1.65%	16,716	0	1,128	15,589
MAR 2024	7,493,325	7,493,325	7,493,325	1.65%	10,472	0	677	9,795
APR 2024	17,050,576	17,050,576	17,050,576	1.65%	23,060	0	1,499	21,561
MAY 2024	21,249,916	21,249,916	21,249,916	1.65%	29,698	0	1,847	27,850
JUN 2024	20,290,153	20,290,153	20,290,153	1.65%	27,442	0	1,769	25,673
JUL 2024	18,798,937	18,798,937	18,798,937	1.65%	26,272	0	1,654	24,618
AVG	16,278,191	16,278,191	16,278,191					

Note: Customer must examine this statement and report to Bank any claim for credit or refund within 60 days after Bank makes the statement available. If Bank does not receive notice of error or discrepancy within this time frame, items on the statement will be deemed to be correct.

CLIENT ANALYSIS STATEMENT



0182 7493 0002656 01.6
JULY 2024

ACCOUNT SUMMARY

WELLS FARGO BANK, N.A.
PO BOX 63020
SAN FRANCISCO, CA 94163

Officer:
Phone No.:

ETHAN SYLVESTER
703-405-4790

CITY OF DORAL
FLORIDA GENERAL OBLIGATION BONDS
8401 NW 53RD TERRACE
DORAL, FL 33166

Average Positive Collected Balance.....	\$	18,798,936.70
Investable Balance Available for Services.....	=	18,798,936.70
Earnings Allowance.....@ 1.65%.....	\$	26,272.27
Current Month Analyzed Charges.....	-	1,653.96

BALANCE SUMMARY

Account Number	Account Name	Average Ledger	Average Collected	Average Daily Negative Coll	Negative Coll Use of Fund Rate	Service Charge
* [REDACTED]	CITY OF DORAL	18,798,936.70	18,798,936.70	0.00	0.00%	1,653.96

* Indicates billing account

SERVICE DETAIL

Svc Code	AFP Code	Service Description	Unit Price	Volume	Service Charges
IAMIB	00 0230	RECOUPMENT MONTHLY IB	0.08500	18,798.94	1,597.91
BALANCE & COMPENSATION INFORMATION					1,597.91
22051	01 0000	ACCT MAINTENANCE	8.00000	1.00	8.00
GENERAL ACCOUNT SERVICES					8.00
34336	15 0724	POSITIVE PAY EXCEPTION-ONLINE IMAGE	0.00000	10.00	0.00
12670	15 0410	STOP PAYMENT - ONLINE	5.00000	1.00	5.00
12681	15 0030	POSITIVE PAY ONLY MONTHLY BASE	15.00000	1.00	15.00
12682	15 0120	POSITIVE PAY ONLY - ITEM	0.03000	34.00	1.02
12903	15 0310	POSITIVE PAY EXCEPTIONS - ITEM	1.00000	10.00	10.00
12908	15 0310	POS PAY CHECKS WITH NO ISSUE RECORD	0.00000	9.00	0.00
22202	15 0100	DDA CHECKS PAID	0.08000	21.00	1.68
DS191	15 0122	PAYEE VALIDATION STANDARD-ITEM	0.02000	15.00	0.30
PAPER DISBURSEMENT SERVICES					33.00
12687	20 9999	ARP AGED ISSUE RECORDS ON FILE-ITEM	0.00000	4.00	0.00
PAPER DISBURSEMENT RECON SERVICES					0.00
CK018	25 0201	ELECTRONIC CREDITS POSTED	0.05000	1.00	0.05
34333	25 1050	ACH FRAUD FILTER REVIEW MO BASE	15.00000	1.00	15.00
GENERAL ACH SERVICES					15.05
27707	40 034Z	ONLINE SEARCH	0.00000	25.00	0.00
INFORMATION SERVICES					0.00
Total Analyzed Charges					1,653.96
Total Fee Based Charges					0.00
Total Service Charges					1,653.96

Regions Custodial Reconciliation

Account Statement

July 1, 2024 - July 31, 2024

CITY OF DORAL - GENERAL FUND



Your Relationship Team

Relationship Consultant: JANET H RICARDO 904 565 7973 janet.ricardo@regions.com

Accounts Included In This Statement

██████████ CITY OF DORAL - GENERAL FUND

MATILDE MENENDEZ
CITY OF DORAL
8401 NW 53RD TERRACE
DORAL, FL 33166
United States

This page intentionally left blank.

Table of Contents

Schedules	Page
Balance Sheet.....	5
Overview of Your Account.....	6
Portfolio Analysis.....	7
Portfolio Holdings.....	8
Purchases.....	29
Realized Gains and Losses.....	31
Contributions and Receipts.....	56
Distributions and Disbursements.....	57
Fees and Expenses.....	58
Income Received.....	59
Other Income and Capital Gain Distributions.....	70
Security Transactions.....	71
Income Accrual.....	72
Information.....	89

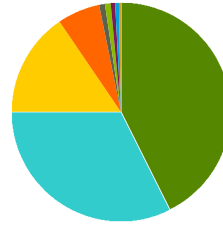
This page intentionally left blank.

Balance Sheet on July 31, 2024

	As of June 30, 2024		As of July 31, 2024		% of Account
	Market Value	Cost Basis	Market Value	Cost Basis	
Cash and Equivalents					
Cash	0.00	0.00	-309,990.70	-309,990.70	0.00%
Cash Equivalents	45,926.91	45,926.91	376,148.43	376,148.43	0.52%
Accrued Income	653,917.14	653,917.14	590,710.17	590,710.17	0.83%
Total Cash and Equivalents	\$699,844.05	\$699,844.05	\$656,867.90	\$656,867.90	1.35%
Fixed Income					
US Government	30,099,192.35	30,331,128.90	30,584,305.05	30,542,652.34	42.62%
Agency MBS	620,988.76	677,177.33	613,509.82	661,285.20	0.85%
CMO	536,097.67	564,066.87	499,810.36	523,915.28	0.70%
CMBS	4,078,183.73	4,064,363.58	4,550,559.43	4,505,766.37	6.34%
Consumer ABS	11,169,805.97	11,257,275.50	11,016,664.11	11,047,551.27	15.35%
Commercial ABS	237,620.94	240,993.39	231,107.78	232,701.78	0.32%
US Credit	23,190,726.79	23,168,882.30	23,301,971.14	23,169,054.30	32.47%
Total Fixed Income	\$69,932,616.21	\$70,303,887.87	\$70,797,927.69	\$70,682,926.54	98.65%
	\$70,632,460.26	\$71,003,731.92	\$71,454,795.59	\$71,339,794.44	100.00%

Overview of Your Account - [REDACTED] CITY OF DORAL - GENERAL FUND
Investment Objective Directed Retention of Assets
Asset allocation on July 31, 2024

	Market value (\$)	Percent
■ US Government	30,584,305.05	43%
■ US Credit	23,301,971.14	32%
■ Consumer ABS	11,016,664.11	15%
■ CMBS	4,550,559.43	6%
■ Agency MBS	613,509.82	1%
■ Accrued Income	590,710.17	1%
■ CMO	499,810.36	1%
■ Cash Equivalents	376,148.43	1%
■ Other	231,107.78	0%
Subtotal	\$71,764,786.29	100%
Cash Processing / Liability	-309,990.70	
Total of your account	\$71,454,795.59	



Only the top 8 holding sectors are represented.

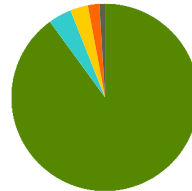
Activity Summary

	This Period	Year to Date
Beginning Market Value	70,632,460.26	67,802,995.96
Contributions/Receipts	21,924.05	147,771.49
Distributions/Disbursements	-21,924.05	-147,771.49
Fees/Expenses	0.00	-47.59
Dividends	1,846.97	16,123.06
Interest	296,694.00	2,050,014.33
Other Income/Capital Gain Distributions	0.00	0.00
Security Transactions	0.00	0.00
Realized Gain/Loss	-11,147.83	-757,174.50
Net Interest Bought & Sold	21,924.05	132,479.02
Change in Accrual	-63,206.97	122,930.45
Cost Adjustments	49.50	388.75
Net Change in Unrealized Gain/Loss	576,175.61	2,087,086.11
Market Value on Jul 31, 2024	\$71,454,795.59	\$71,454,795.59

Portfolio Analysis - ██████████ CITY OF DORAL - GENERAL FUND

Geographic Concentration

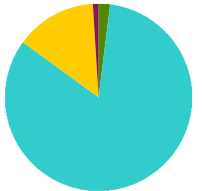
	Market Value (\$)	Percent
■ US	63,972,044.67	90%
■ Europe Ex UK	3,140,443.77	4%
■ Canada	2,290,779.95	3%
■ Asia Ex Japan	1,231,276.25	2%
■ Japan	501,240.43	1%
■ UK	319,010.52	0%
Total of Your Portfolio	\$71,454,795.59	100%



The data in the quadrant above represents the concentration of assets in your portfolio by geographic region. Source: Bloomberg, Extel, ICE

Bond Maturity

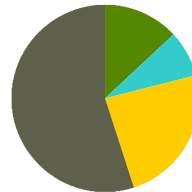
	Market Value (\$)	Percent
■ Less than 1 Year	1,181,064.72	2%
■ 1 to 3 Years	58,839,443.06	83%
■ 3 to 5 Years	9,664,099.73	14%
■ 7 to 10 Years	322,227.66	0%
■ 10 to 15 Years	303,511.91	0%
■ 15 to 20 Years	62,393.34	0%
■ Over 30 Years	425,187.27	1%
Total of Your Portfolio	\$70,797,927.69	100%



The data in the quadrant above represents the concentration of bonds in your portfolio by maturity date. Source: Bloomberg, Extel, ICE

Bond Quality Ratings

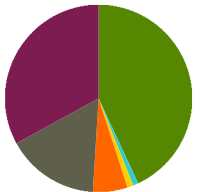
	Market Value (\$)	Percent
■ AAA	9,303,846.57	13%
■ AA	5,594,127.46	8%
■ A	17,250,705.62	24%
■ BBB	294,422.78	0%
■ All Others	38,354,825.26	55%
Total of Your Portfolio	\$70,797,927.69	100%



The data in the quadrant above represents the concentration of bonds in your portfolio by S&P credit rating. Source: ICE

Fixed Income Sector Analysis

	Market Value (\$)	Percent
■ US Government	30,584,305.05	43%
■ Agency MBS	613,509.82	1%
■ CMO	499,810.36	1%
■ CMBS	4,550,559.43	6%
■ Consumer ABS	11,016,664.11	16%
■ Commercial ABS	231,107.78	0%
■ US Credit	23,301,971.14	33%
Total of Your Portfolio	\$70,797,927.69	100%



The data in the quadrant above represents the concentration of bonds in your portfolio by fixed income sector. Source: RIM Fixed Income Investment

Portfolio Holdings on July 31, 2024

	Number of Shares	Share price	Market Value	Accrued Income	Cost Basis / Unrealized G/L	Est. Ann. Inc. /Yield at Market	% of Account
Cash and Equivalents							
<i>Cash</i>							
US Dollar (CITY OF DORAL - GENERAL FUND - Capital) - Settled 0.00 - Net Payable/Receivable -309,990.70 (Spot Currency:USD)	-309,990.70	1.00	-309,990.70	0.00	-309,990.70 0.00	0.00	0.00%
Total Cash			-\$309,990.70	\$0.00	-\$309,990.70 \$0.00	\$0.00	0.00%
<i>Cash Equivalents</i>							
Fidelity Government Portfolio (CUSIP:316175108)	376,148.43	1.00	376,148.43	2,027.70	376,148.43 0.00	19,288.89 5.13%	0.52%
Total Cash Equivalents			\$376,148.43	\$2,027.70	\$376,148.43 \$0.00	\$19,288.89 5.13%	0.52%
<i>Accrued Income</i>							
Ending Accrual	0.00	1.00	590,710.17	0.00	590,710.17 0.00	0.00	0.83%
Total Accrued Income			\$590,710.17	\$0.00	\$590,710.17 \$0.00	\$0.00	0.83%
Total Cash and Equivalents			\$656,867.90	\$2,027.70	\$656,867.90 \$0.00	\$19,288.89 2.94%	1.35%
Fixed Income							
<i>US Government</i>							
United States Treasury Note/Bond 3.625% 15 May 2026 (CUSIP:91282CHB0)	3,025,000.00	98.758	2,987,429.50	23,242.35	2,994,159.18 -6,729.68	109,656.26 3.67%	4.16%
United States Treasury Note/Bond 3.75% 15 Apr 2026 (CUSIP:91282CGV7)	2,560,000.00	98.965	2,533,504.00	28,327.86	2,550,969.72 -17,465.72	95,999.99 3.79%	3.53%
United States Treasury Note/Bond 3.875% 15 Jan 2026 (CUSIP:91282CGE5)	1,820,000.00	99.117	1,803,929.40	3,257.95	1,815,521.09 -11,591.69	70,525.00 3.91%	2.51%

Portfolio Holdings on July 31, 2024 (continued)

	Number of Shares	Share price	Market Value	Accrued Income	Cost Basis / Unrealized G/L	Est. Ann. Inc. /Yield at Market	% of Account
<i>US Government (continued)</i>							
United States Treasury Note/Bond 4.125% 15 Feb 2027 (CUSIP:91282CKA8)	2,080,000.00	99.938	2,078,710.40	39,600.00	2,067,812.50 10,897.90	85,800.00 4.13%	2.90%
United States Treasury Note/Bond 4.125% 15 Jun 2026 (CUSIP:91282CHH7)	780,000.00	99.66	777,348.00	4,131.76	774,607.03 2,740.97	32,175.00 4.14%	1.08%
United States Treasury Note/Bond 4% 15 Dec 2025 (CUSIP:91282CGA3)	1,370,000.00	99.301	1,360,423.70	7,037.16	1,363,042.97 -2,619.27	54,800.00 4.03%	1.90%
United States Treasury Note/Bond 4% 15 Feb 2026 (CUSIP:91282CGL9)	2,200,000.00	99.316	2,184,952.00	40,615.39	2,170,852.15 14,099.85	87,999.99 4.03%	3.04%
United States Treasury Note/Bond 4% 15 Jan 2027 (CUSIP:91282CJT9)	1,210,000.00	99.613	1,205,317.30	2,235.87	1,211,181.64 -5,864.34	48,400.00 4.02%	1.68%
United States Treasury Note/Bond 4.25% 15 Mar 2027 (CUSIP:91282CKE0)	500,000.00	100.32	501,600.00	8,026.50	496,425.78 5,174.22	21,250.00 4.24%	0.70%
United States Treasury Note/Bond 4.25% 15 Oct 2025 (CUSIP:91282CFP1)	205,000.00	99.582	204,143.10	2,570.90	203,240.43 902.67	8,712.50 4.27%	0.28%
United States Treasury Note/Bond 4.375% 15 Aug 2026 (CUSIP:91282CHU8)	1,070,000.00	100.195	1,072,086.50	21,605.77	1,059,801.56 12,284.94	46,812.50 4.37%	1.49%
United States Treasury Note/Bond 4.375% 15 Dec 2026 (CUSIP:91282CJP7)	3,695,000.00	100.43	3,710,888.50	20,759.14	3,723,434.18 -12,545.68	161,656.25 4.36%	5.19%
United States Treasury Note/Bond 4.5% 15 Apr 2027 (CUSIP:91282CKJ9)	1,200,000.00	100.969	1,211,628.00	15,934.43	1,191,421.88 20,206.12	53,999.99 4.46%	1.69%

Portfolio Holdings on July 31, 2024 (continued)

	Number of Shares	Share price	Market Value	Accrued Income	Cost Basis / Unrealized G/L	Est. Ann. Inc. /Yield at Market	% of Account
US Government (continued)							
United States Treasury Note/Bond 4.5% 15 Jul 2026 (CUSIP:91282CHM6)	1,265,000.00	100.391	1,269,946.15	2,629.68	1,262,628.12 7,318.03	56,925.01 4.48%	1.77%
United States Treasury Note/Bond 4.5% 15 May 2027 (CUSIP:91282CKR1)	1,000,000.00	101.031	1,010,310.00	9,538.04	998,554.69 11,755.31	45,000.00 4.45%	1.41%
United States Treasury Note/Bond 4.5% 15 Nov 2025 (CUSIP:91282CFW6)	2,150,000.00	99.902	2,147,893.00	20,506.79	2,172,087.89 -24,194.89	96,749.99 4.50%	2.99%
United States Treasury Note/Bond 4.625% 15 Jun 2027 (CUSIP:91282CKV2)	1,600,000.00	101.50	1,624,000.00	9,098.37	1,601,312.50 22,687.50	74,000.00 4.56%	2.26%
United States Treasury Note/Bond 4.625% 15 Nov 2026 (CUSIP:91282CJK8)	1,695,000.00	100.918	1,710,560.10	16,616.07	1,708,970.51 1,589.59	78,393.75 4.58%	2.38%
United States Treasury Note/Bond 4.625% 15 Oct 2026 (CUSIP:91282CJC6)	870,000.00	100.836	877,273.20	11,873.36	868,844.53 8,428.67	40,237.50 4.59%	1.22%
United States Treasury Note/Bond 4.625% 15 Sep 2026 (CUSIP:91282CHY0)	310,000.00	100.762	312,362.20	5,415.52	307,783.99 4,578.21	14,337.50 4.59%	0.44%
Total US Government			\$30,584,305.05	\$293,022.91	\$30,542,652.34 \$41,652.71	\$1,283,431.23 4.20%	42.62%
Agency MBS							
Fannie Mae Pool FN 885671 6.5% 01 Oct 2036 (CUSIP:31410C6G2)	1,049.99	103.301	1,084.65	5.69	1,049.99 34.66	68.25 6.29%	0.00%
Fannie Mae Pool FN 899203 6.5% 01 Oct 2036 (CUSIP:31410WAC2)	11,407.24	104.69	11,942.24	61.79	11,407.24 535.00	741.47 6.21%	0.02%

Portfolio Holdings on July 31, 2024 (continued)

	Number of Shares	Share price	Market Value	Accrued Income	Cost Basis / Unrealized G/L	Est. Ann. Inc. /Yield at Market	% of Account
<i>Agency MBS (continued)</i>							
Fannie Mae Pool FN 899273 6.5% 01 Nov 2036 (CUSIP:31410WCJ5)	5,653.90	102.978	5,822.27	30.63	5,653.46 168.81	367.50 6.31%	0.01%
Fannie Mae Pool FN 946318 6.5% 01 Sep 2037 (CUSIP:31413HYP7)	396.42	103.336	409.64	2.15	396.42 13.22	25.77 6.29%	0.00%
Fannie Mae Pool FN 956412 6.5% 01 Nov 2037 (CUSIP:31413VAM9)	1,759.88	103.714	1,825.24	9.53	1,759.88 65.36	114.39 6.27%	0.00%
Fannie Mae Pool FN BM4614 3% 01 Mar 2033 (CUSIP:3140J9DU2)	129,744.48	95.961	124,504.10	324.36	138,258.97 -13,754.87	3,892.33 3.13%	0.17%
Fannie Mae Pool FN FM4174 3% 01 Nov 2032 (CUSIP:3140X7T82)	203,662.35	97.084	197,723.56	509.16	215,977.57 -18,254.01	6,109.87 3.09%	0.26%
Fannie Mae Pool FN FM5616 3% 01 Dec 2034 (CUSIP:3140X9G25)	172,260.52	95.009	163,663.00	430.65	182,192.43 -18,529.43	5,167.82 3.16%	0.23%
Ginnie Mae II Pool G2 4117 7% 20 Apr 2038 (CUSIP:36202ESE0)	11,417.08	103.661	11,835.06	66.60	11,417.08 417.98	799.20 6.75%	0.02%
Ginnie Mae II Pool G2 4262 7% 20 Oct 2038 (CUSIP:36202EWX3)	5,187.87	101.079	5,243.85	30.26	5,187.87 55.98	363.15 6.93%	0.01%
Ginnie Mae I Pool GN 662584 6.5% 15 Sep 2037 (CUSIP:36294XCV6)	11,677.82	103.045	12,033.41	63.25	11,677.82 355.59	759.06 6.31%	0.02%
Ginnie Mae I Pool GN 668892 7.5% 15 Jun 2037 (CUSIP:36295FC51)	72,111.81	101.36	73,092.53	450.70	72,111.81 980.72	5,408.39 7.40%	0.10%

Portfolio Holdings on July 31, 2024 (continued)

	Number of Shares	Share price	Market Value	Accrued Income	Cost Basis / Unrealized G/L	Est. Ann. Inc. /Yield at Market	% of Account
Agency MBS (continued)							
Ginnie Mae I Pool GN 677536 6.5% 15 Nov 2037 (CUSIP:36295QV56)	4,194.66	103.233	4,330.27	22.72	4,194.66 135.61	272.65 6.30%	0.01%
Total Agency MBS			\$613,509.82	\$2,007.49	\$661,285.20 -\$47,775.38	\$24,089.85 3.93%	0.85%
CMO							
Freddie Mac REMICS FHR 3842 PH 4% 15 Apr 2041 (CUSIP:3137A9QP4)	63,740.99	97.8857	62,393.34	212.47	68,377.15 -5,983.81	2,549.64 4.09%	0.09%
Government National Mortgage Association GNR 2008-82 A 6% 20 Sep 2038 (CUSIP:38375YEK4)	12,101.79	101.0573	12,229.75	60.51	12,101.79 127.96	726.11 5.94%	0.02%
Government National Mortgage Association GNR 2014-H19 HA 3% 20 Sep 2064 (CUSIP:38375UPV6)	64,908.21	97.4163	63,231.16	162.27	68,912.30 -5,681.14	1,947.25 3.08%	0.09%
Government National Mortgage Association GNR 2019-H12 JA 2.5% 20 Jul 2069 (CUSIP:38380LXE8)	166,684.70	97.4061	162,361.00	347.26	167,563.71 -5,202.71	4,167.12 2.57%	0.23%
Government National Mortgage Association GNR 2020-H02 DA 2.25% 20 Dec 2069 (CUSIP:38380LV67)	206,066.85	96.8594	199,595.11	386.38	206,960.33 -7,365.22	4,636.50 2.32%	0.27%
Total CMO			\$499,810.36	\$1,168.89	\$523,915.28 -\$24,104.92	\$14,026.62 2.81%	0.70%

Portfolio Holdings on July 31, 2024 (continued)

	Number of Shares	Share price	Market Value	Accrued Income	Cost Basis / Unrealized G/L	Est. Ann. Inc. /Yield at Market	% of Account
CMBS							
CarMax Auto Owner Trust 2021-4 CARMX 2021-4 A3 0.56% 15 Sep 2026 (CUSIP:14317JAD9)	65,534.53	97.7224	64,041.93	16.31	65,527.05 -1,485.12	366.99 0.57%	0.09%
CNH Equipment Trust 2023-A CNH 2023-A A3 4.81% 15 Aug 2028 (CUSIP:12664QAC8)	165,000.00	99.879	164,800.37	352.73	164,972.20 -171.83	7,936.50 4.82%	0.23%
Daimler Trucks Retail Trust 2022-1 DTRT 2022-1 A3 5.23% 17 Feb 2026 (CUSIP:233869AC0)	199,181.47	99.8762	198,934.80	462.99	199,168.24 -233.44	10,417.19 5.24%	0.28%
Daimler Trucks Retail Trust 2024-1 DTRT 2024-1 A3 5.49% 15 Dec 2027 (CUSIP:233874AC0)	165,000.00	101.0047	166,657.80	402.60	164,985.35 1,672.45	9,058.50 5.44%	0.23%
Fannie Mae-Aces FNA 2016-M12 A2 Var 25 Sep 2026 (CUSIP:3136AUKX8)	358,759.61	95.7493	343,509.74	730.37	334,739.55 8,770.19	8,764.50 2.55%	0.48%
Ford Credit Auto Owner Trust 2022-A FORDO 2022-A A3 1.29% 15 Jun 2026 (CUSIP:345286AC2)	71,712.05	98.3257	70,511.35	41.11	71,703.53 -1,192.18	925.09 1.31%	0.10%
Freddie Mac Multifamily Structured Pass Through Certificates FHMS K052 A2 3.151% 25 Nov 2025 (CUSIP:3137BMTX4)	690,000.00	97.873	675,323.98	1,811.82	669,192.19 6,131.79	21,741.90 3.22%	0.93%
Freddie Mac Multifamily Structured Pass Through Certificates FHMS K057 A2 2.57% 25 Jul 2026 (CUSIP:3137BRQJ7)	355,000.00	96.3045	341,880.90	760.29	330,122.27 11,758.63	9,123.50 2.67%	0.48%
Freddie Mac Multifamily Structured Pass Through Certificates FHMS K067 A2 3.194% 25 Jul 2027 (CUSIP:3137FAWS3)	370,000.00	96.4992	357,047.04	984.82	353,003.13 4,043.91	11,817.80 3.31%	0.50%

Portfolio Holdings on July 31, 2024 (continued)

	Number of Shares	Share price	Market Value	Accrued Income	Cost Basis / Unrealized G/L	Est. Ann. Inc. /Yield at Market	% of Account
CMBS (continued)							
Freddie Mac Multifamily Structured Pass Through Certificates FHMS K092 A1 3.125% 25 Oct 2028 (CUSIP:3137FLYU2)	278,405.73	96.9001	269,775.54	725.02	261,973.26 7,802.28	8,700.18 3.22%	0.38%
Freddie Mac Multifamily Structured Pass Through Certificates FHMS K736 A2 2.282% 25 Jul 2026 (CUSIP:3137FNWX4)	370,000.00	95.9178	354,895.86	703.62	343,305.08 11,590.78	8,443.40 2.38%	0.49%
GM Financial Consumer Automobile Receivables Trust 2022-1 GMCAR 2022-1 A3 1.26% 16 Nov 2026 (CUSIP:380146AC4)	73,601.72	98.074	72,184.14	38.64	73,595.33 -1,411.19	927.38 1.28%	0.10%
GM Financial Consumer Automobile Receivables Trust 2022-2 GMCAR 2022-2 A3 3.1% 16 Feb 2027 (CUSIP:362585AC5)	119,109.82	98.6245	117,471.42	153.85	119,084.93 -1,613.51	3,692.40 3.14%	0.16%
Hyundai Auto Receivables Trust 2024-B HART 2024-B A3 4.84% 15 Mar 2029 (CUSIP:44934QAD3)	240,000.00	100.3706	240,889.32	225.87	239,963.78 925.54	11,616.00 4.82%	0.34%
John Deere Owner Trust 2022-C JDOT 2022-C A3 5.09% 15 Jun 2027 (CUSIP:47800BAC2)	400,000.00	99.8677	399,470.96	904.89	399,968.96 -498.00	20,360.00 5.10%	0.56%
Kubota Credit Owner Trust 2021-2 KCOT 2021-2A A3 0.56% 17 Nov 2025 (CUSIP:50117XAE2)	52,140.75	98.7188	51,472.70	12.98	52,138.79 -666.09	291.99 0.57%	0.07%
Kubota Credit Owner Trust 2022-1 KCOT 2022-1A A3 2.67% 15 Oct 2026 (CUSIP:50117EAC8)	212,359.91	98.2823	208,712.16	252.00	212,329.55 -3,617.39	5,670.01 2.72%	0.29%
Kubota Credit Owner Trust 2024-1 KCOT 2024-1A A3 5.19% 17 Jul 2028 (CUSIP:50117BAC4)	170,000.00	100.867	171,473.92	392.13	169,993.35 1,480.57	8,823.00 5.15%	0.24%

Portfolio Holdings on July 31, 2024 (continued)

	Number of Shares	Share price	Market Value	Accrued Income	Cost Basis / Unrealized G/L	Est. Ann. Inc. /Yield at Market	% of Account
CMBS (continued)							
Toyota Auto Receivables 2024-C Owner Trust TAOT 2024-C A3 4.88% 15 Mar 2029 (CUSIP:89237QAD2)	280,000.00	100.5377	281,505.50	37.96	279,999.83 1,505.67	13,664.00 4.85%	0.39%
Total CMBS			\$4,550,559.43	\$9,010.00	\$4,505,766.37 \$44,793.06	\$162,340.33 3.57%	6.34%
Consumer ABS							
Ally Auto Receivables Trust 2022-1 ALLYA 2022-1 A3 3.31% 15 Nov 2026 (CUSIP:02008JACO)	246,029.07	99.0344	243,653.34	361.94	245,981.44 -2,328.10	8,143.56 3.34%	0.34%
Ally Auto Receivables Trust 2024-1 ALLYA 2024-1 A3 5.08% 15 Dec 2028 (CUSIP:02008FAC8)	240,000.00	100.4252	241,020.36	541.87	239,965.15 1,055.21	12,192.00 5.06%	0.34%
American Express Credit Account Master Trust AMXCA 2022-2 A 3.39% 15 May 2027 (CUSIP:02582JJT8)	515,000.00	98.6219	507,902.99	775.94	514,886.08 -6,983.09	17,458.50 3.44%	0.71%
Bank of America Auto Trust 2023-1 BAAT 2023-1A A3 5.53% 15 Feb 2028 (CUSIP:06428AAC2)	265,000.00	100.7049	266,867.93	651.31	264,989.96 1,877.97	14,654.50 5.49%	0.37%
Bank of America Auto Trust 5.74% 15 Jun 2028 (CUSIP:06054YAC1)	395,000.00	101.3363	400,278.35	1,007.69	394,992.85 5,285.50	22,673.00 5.66%	0.56%
BMW Vehicle Owner Trust 2022-A BMWOT 2022-A A3 3.21% 25 Aug 2026 (CUSIP:05602RAD3)	108,498.35	98.8848	107,288.34	58.05	108,492.71 -1,204.37	3,482.80 3.25%	0.15%
BMW Vehicle Owner Trust 2023-A BMWOT 2023-A A3 5.47% 25 Feb 2028 (CUSIP:05592XAD2)	120,000.00	100.6709	120,805.10	109.40	119,978.74 826.36	6,564.00 5.43%	0.17%

Portfolio Holdings on July 31, 2024 (continued)

	Number of Shares	Share price	Market Value	Accrued Income	Cost Basis / Unrealized G/L	Est. Ann. Inc. /Yield at Market	% of Account
<i>Consumer ABS (continued)</i>							
BMW Vehicle Owner Trust 2024-A BMWOT 2024-A A3 5.18% 26 Feb 2029 (CUSIP:096919AD7)	295,000.00	101.1097	298,273.73	254.68	294,955.19 3,318.54	15,281.00 5.12%	0.42%
Capital One Multi-Asset Execution Trust COMET 2022-A2 A 3.49% 15 May 2027 (CUSIP:14041NGA3)	475,000.00	98.6524	468,598.76	736.78	474,924.10 -6,325.34	16,577.50 3.54%	0.65%
Capital One Prime Auto Receivables Trust 2022-1 COPAR 2022-1 A3 3.17% 15 Apr 2027 (CUSIP:14043QAC6)	159,835.84	98.4489	157,356.56	225.19	159,800.91 -2,444.35	5,066.80 3.22%	0.22%
Capital One Prime Auto Receivables Trust 2022-2 COPAR 2022-2 A3 3.66% 17 May 2027 (CUSIP:14043GAD6)	197,662.07	98.7312	195,154.09	321.53	197,647.92 -2,493.83	7,234.43 3.71%	0.27%
CarMax Auto Owner Trust 2021-1 CARMX 2021-1 A3 0.34% 15 Dec 2025 (CUSIP:14316NAC3)	27,039.45	99.615	26,935.34	4.09	27,034.11 -98.77	91.93 0.34%	0.04%
CarMax Auto Owner Trust 2021-3 CARMX 2021-3 A3 0.55% 15 Jun 2026 (CUSIP:14317DAC4)	128,412.27	98.0068	125,852.71	31.39	128,391.14 -2,538.43	706.27 0.56%	0.18%
CarMax Auto Owner Trust 2022-2 CARMX 2022-2 A3 3.49% 16 Feb 2027 (CUSIP:14317HAC5)	171,635.90	98.8106	169,594.38	266.23	171,609.79 -2,015.41	5,990.09 3.53%	0.24%
CarMax Auto Owner Trust 2022-4 CARMX 2022-4 A3 5.34% 16 Aug 2027 (CUSIP:14318UAD3)	550,000.00	100.1198	550,659.01	1,305.33	549,871.03 787.98	29,370.00 5.33%	0.77%
Chase Auto Owner Trust 2024-1 CHAOT 2024-1A A3 5.13% 25 May 2029 (CUSIP:16144BAC2)	130,000.00	100.8279	131,076.30	111.15	129,991.34 1,084.96	6,669.00 5.09%	0.18%

Portfolio Holdings on July 31, 2024 (continued)

	Number of Shares	Share price	Market Value	Accrued Income	Cost Basis / Unrealized G/L	Est. Ann. Inc. /Yield at Market	% of Account
<i>Consumer ABS (continued)</i>							
Chase Issuance Trust CHAIT 2022-A1 A 3.97% 15 Sep 2027 (CUSIP:161571HS6)	200,000.00	98.846	197,691.96	352.89	199,966.62 -2,274.66	7,940.00 4.02%	0.28%
Chase Issuance Trust CHAIT 2023-A1 A 5.16% 15 Sep 2028 (CUSIP:161571HT4)	405,000.00	101.1649	409,718.01	928.80	404,887.73 4,830.28	20,898.00 5.10%	0.57%
CNH Equipment Trust 2022-A CNH 2022-A A3 2.94% 15 Jul 2027 (CUSIP:12660DAC1)	161,463.46	97.8701	158,024.51	210.98	161,451.53 -3,427.02	4,747.03 3.00%	0.22%
Discover Card Execution Note Trust DCENT 2022-A2 A 3.32% 15 May 2027 (CUSIP:254683CS2)	480,000.00	98.5603	473,089.58	708.27	479,960.98 -6,871.40	15,936.00 3.37%	0.66%
Discover Card Execution Note Trust DCENT 2022-A3 A3 3.56% 15 Jul 2027 (CUSIP:254683CW3)	420,000.00	98.553	413,922.43	664.53	419,947.88 -6,025.45	14,952.00 3.61%	0.58%
Fifth Third Auto Trust 2023-1 FITAT 2023-1 A3 5.53% 15 Aug 2028 (CUSIP:31680EAD3)	475,000.00	100.7325	478,479.52	1,167.45	474,970.55 3,508.97	26,267.50 5.49%	0.67%
Ford Credit Auto Owner Trust 2023-A FORDO 2023-A A3 4.65% 15 Feb 2028 (CUSIP:344928AD8)	175,000.00	99.6198	174,334.63	361.67	174,981.75 -647.12	8,137.50 4.67%	0.24%
GM Financial Consumer Automobile Receivables Trust 2023-2 GMCAR 2023-2 A3 4.47% 16 Feb 2028 (CUSIP:362583AD8)	185,000.00	99.369	183,832.61	344.56	184,994.91 -1,162.30	8,269.50 4.50%	0.26%
GM Financial Consumer Automobile Receivables Trust 2024-1 GMCAR 2024-1 A3 4.85% 18 Dec 2028 (CUSIP:36268GAD7)	65,000.00	100.2764	65,179.65	131.35	64,986.93 192.72	3,152.50 4.84%	0.09%

Portfolio Holdings on July 31, 2024 (continued)

	Number of Shares	Share price	Market Value	Accrued Income	Cost Basis / Unrealized G/L	Est. Ann. Inc. /Yield at Market	% of Account
<i>Consumer ABS (continued)</i>							
Harley-Davidson Motorcycle Trust 2022-A HDMOT 2022-A A3 3.06% 15 Feb 2027 (CUSIP:41284YAD8)	139,007.85	98.8578	137,420.13	189.05	138,984.71 -1,564.58	4,253.64 3.10%	0.19%
Honda Auto Receivables 2021-3 Owner Trust HAROT 2021-3 A3 0.41% 18 Nov 2025 (CUSIP:43815EAC8)	60,912.91	98.7588	60,156.88	9.02	60,912.02 -755.14	249.74 0.42%	0.08%
Honda Auto Receivables 2021-4 Owner Trust HAROT 2021-4 A3 0.88% 21 Jan 2026 (CUSIP:43815GAC3)	69,667.69	98.1974	68,411.83	17.03	69,653.01 -1,241.18	613.08 0.90%	0.10%
Honda Auto Receivables 2022-1 Owner Trust HAROT 2022-1 A3 1.88% 15 May 2026 (CUSIP:43815BAC4)	184,159.07	98.1696	180,788.17	0.01	184,131.38 -3,343.21	0.18 0.00%	0.25%
Honda Auto Receivables 2023-2 Owner Trust HAROT 2023-2 A3 4.93% 15 Nov 2027 (CUSIP:437927AC0)	225,000.00	99.9777	224,949.92	493.00	224,963.55 -13.63	11,092.50 4.93%	0.31%
Huntington Auto Trust 5.23% 16 Jan 2029 (CUSIP:446144AE7)	155,000.00	100.6979	156,081.68	360.29	154,994.23 1,087.45	8,106.50 5.19%	0.22%
Hyundai Auto Receivables Trust 2022-A HART 2022-A A3 2.22% 15 Oct 2026 (CUSIP:448977AD0)	221,822.79	98.3075	218,068.51	218.87	221,814.26 -3,745.75	4,924.47 2.26%	0.30%
Hyundai Auto Receivables Trust 2023-B HART 2023-B A3 5.48% 17 Apr 2028 (CUSIP:44933XAD9)	150,000.00	100.7124	151,068.56	365.33	149,993.49 1,075.07	8,220.00 5.44%	0.21%
John Deere Owner Trust 2022 JDOT 2022-A A3 2.32% 15 Sep 2026 (CUSIP:47787JAC2)	133,712.82	98.3587	131,518.22	137.87	133,683.24 -2,165.02	3,102.14 2.36%	0.18%

Portfolio Holdings on July 31, 2024 (continued)

	Number of Shares	Share price	Market Value	Accrued Income	Cost Basis / Unrealized G/L	Est. Ann. Inc. /Yield at Market	% of Account
<i>Consumer ABS (continued)</i>							
John Deere Owner Trust 2023-B JDOT 2023-B A3 5.18% 15 Mar 2028 (CUSIP:477920AC6)	155,000.00	100.283	155,438.71	356.84	154,974.15 464.56	8,029.00 5.17%	0.22%
John Deere Owner Trust 2023 JDOT 2023-A A3 5.01% 15 Nov 2027 (CUSIP:47800CAC0)	140,000.00	99.9478	139,926.98	311.73	139,974.49 -47.51	7,014.00 5.01%	0.19%
John Deere Owner Trust 2024-B JDOT 2024-B A3 5.2% 15 Mar 2029 (CUSIP:47786WAD2)	245,000.00	101.3843	248,391.54	566.22	244,952.10 3,439.44	12,740.00 5.13%	0.35%
John Deere Owner Trust 2024 JDOT 2024-A A3 4.96% 15 Nov 2028 (CUSIP:47800RAD5)	125,000.00	100.6281	125,785.11	275.56	124,993.00 792.11	6,200.00 4.93%	0.18%
Kubota Credit Owner Trust 2023-1 KCOT 2023-1A A3 5.02% 15 Jun 2027 (CUSIP:50117KAC4)	175,000.00	99.9618	174,933.10	390.44	174,972.61 -39.51	8,785.00 5.02%	0.24%
Kubota Credit Owner Trust 2023-2 KCOT 2023-2A A3 5.28% 18 Jan 2028 (CUSIP:500945AC4)	130,000.00	100.7772	131,010.40	305.07	129,967.16 1,043.24	6,864.00 5.24%	0.18%
Kubota Credit Owner Trust 2024-2 KCOT 2024-2A A3 5.26% 15 Nov 2028 (CUSIP:50117DAC0)	180,000.00	101.1066	181,991.90	420.80	179,995.68 1,996.22	9,468.00 5.20%	0.25%
Mercedes-Benz Auto Receivables Trust 2022-1 MBART 2022-1 A3 5.21% 16 Aug 2027 (CUSIP:58768PAC8)	564,432.40	99.976	564,296.94	1,306.98	564,320.76 -23.82	29,406.93 5.21%	0.78%
Porsche Financial Auto Securitization Trust 2023-1 PFAST 2023-1A A3 4.81% 22 Sep 2028 (CUSIP:73328QAC8)	205,000.00	99.7247	204,435.72	246.51	204,966.26 -530.54	9,860.50 4.82%	0.28%

Portfolio Holdings on July 31, 2024 (continued)

	Number of Shares	Share price	Market Value	Accrued Income	Cost Basis / Unrealized G/L	Est. Ann. Inc. /Yield at Market	% of Account
Consumer ABS (continued)							
Toyota Auto Receivables 2022-C Owner Trust TAOT 2022-C A3 3.76% 15 Apr 2027 (CUSIP:89231CAD9)	138,533.28	98.8831	136,985.93	231.50	138,510.14 -1,524.21	5,208.85 3.80%	0.19%
Toyota Auto Receivables 2023-B Owner Trust TAOT 2023-B A3 4.71% 15 Feb 2028 (CUSIP:891941AD8)	240,000.00	99.6152	239,076.48	502.40	239,986.58 -910.10	11,304.00 4.73%	0.33%
Toyota Auto Receivables 2024-A Owner Trust TAOT 2024-A A3 4.83% 16 Oct 2028 (CUSIP:89238DAD0)	150,000.00	100.1631	150,244.71	322.00	149,969.99 274.72	7,245.00 4.82%	0.21%
Toyota Auto Receivables 4.63% 15 Sep 2027 (CUSIP:891940AC2)	215,000.00	99.5154	213,958.17	442.42	214,999.89 -1,041.72	9,954.50 4.65%	0.30%
Volkswagen Auto Lease Trust 2022-A VWALT 2022-A A3 3.44% 21 Jul 2025 (CUSIP:92868AAC9)	22,392.36	99.8254	22,353.27	23.54	22,390.58 -37.31	770.30 3.45%	0.03%
Volkswagen Auto Loan Enhanced Trust 2021-1 VALET 2021-1 A3 1.02% 22 Jun 2026 (CUSIP:92868KAC7)	83,836.06	98.4281	82,518.26	26.13	83,832.78 -1,314.52	855.13 1.04%	0.11%
World Omni Auto Receivables Trust 2024-A WOART 2024-A A3 4.86% 15 Mar 2029 (CUSIP:98164RAD8)	350,000.00	100.3608	351,262.80	756.00	349,953.87 1,308.93	17,010.00 4.84%	0.49%
Total Consumer ABS			\$11,016,664.11	\$19,907.68	\$11,047,551.27 -\$30,887.16	\$473,732.87 4.30%	15.35%

Portfolio Holdings on July 31, 2024 (continued)

	Number of Shares	Share price	Market Value	Accrued Income	Cost Basis / Unrealized G/L	Est. Ann. Inc. /Yield at Market	% of Account
Commercial ABS							
CNH Equipment Trust 2021-C CNH 2021-C A3 0.81% 15 Dec 2026 (CUSIP:12598LAC0)	82,746.84	97.6697	80,818.55	29.79	82,737.22 -1,918.67	670.25 0.83%	0.11%
CNH Equipment Trust 4.77% 15 Jun 2029 (CUSIP:18978FAC0)	150,000.00	100.1928	150,289.23	318.00	149,964.56 324.67	7,155.00 4.76%	0.21%
Total Commercial ABS			\$231,107.78	\$347.79	\$232,701.78 -\$1,594.00	\$7,825.25 3.39%	0.32%
US Credit							
3M Co 2% 14 Feb 2025 (CUSIP:88579YBH3)	300,000.00	98.1409	294,422.78	2,783.33	311,892.00 -17,469.22	6,000.00 2.04%	0.41%
Adobe Inc 4.85% 04 Apr 2027 (CUSIP:00724PAE9)	215,000.00	101.158	217,489.70	3,388.94	214,892.50 2,597.20	10,427.50 4.79%	0.30%
American Honda Finance 4.9% 12 Mar 2027 (CUSIP:02665WFD8)	230,000.00	100.5728	231,317.42	4,320.17	229,873.50 1,443.92	11,270.00 4.87%	0.32%
American Honda Finance Corp 5.25% 07 Jul 2026 (CUSIP:02665WEK3)	220,000.00	100.8353	221,837.68	770.00	219,322.80 2,514.88	11,550.00 5.21%	0.31%
AstraZeneca Finance LLC 4.8 26 Feb 2027 (CUSIP:04636NAK9)	250,000.00	100.69	251,725.00	5,166.67	249,580.00 2,145.00	12,000.00 4.77%	0.35%
Australia & New Zealand Banking Group Ltd/New York NY 4.75% 18 Jan 2027 (CUSIP:05253JAZ4)	525,000.00	100.549	527,882.25	900.52	525,000.00 2,882.25	24,937.50 4.72%	0.74%
BA Credit Card Trust BACCT 2022-A1 A1 3.53% 15 Nov 2027 (CUSIP:05522RDE5)	165,000.00	98.6153	162,715.28	258.87	164,989.70 -2,274.42	5,824.50 3.58%	0.23%
Bank of America Corp Variable .981% 25 Sep 2025 (CUSIP:06051GJG5)	805,000.00	99.289	799,276.45	2,763.97	805,000.00 -5,723.55	7,897.05 0.99%	1.09%

Portfolio Holdings on July 31, 2024 (continued)

	Number of Shares	Share price	Market Value	Accrued Income	Cost Basis / Unrealized G/L	Est. Ann. Inc. /Yield at Market	% of Account
<i>US Credit (continued)</i>							
Bank Of Montreal 5.92% 25 Sep 2025 (CUSIP:06368LWT9)	325,000.00	100.997	328,240.25	6,734.00	325,000.00 3,240.25	19,240.00 5.86%	0.46%
Bank of New York Mellon Corp/The Variable 4.89% 21 Jul 2028 (CUSIP:06406RBX4)	465,000.00	100.375	466,743.75	568.46	465,000.00 1,743.75	22,738.50 4.87%	0.65%
Bank of Nova Scotia/The 4.75% 02 Feb 2026 (CUSIP:06417XAN1)	500,000.00	99.78	498,900.00	11,809.03	492,345.00 6,555.00	23,750.00 4.76%	0.70%
Banque Fed Cred Mutuel 5.088% 23 Jan 2027 (CUSIP:06675FBC0)	500,000.00	100.427	502,135.00	565.34	500,000.00 2,135.00	25,440.00 5.07%	0.70%
BlackRock Funding Inc 4.6% 26 Jul 2027 (CUSIP:09290DAH4)	335,000.00	100.4045	336,355.11	214.03	334,989.95 1,365.16	15,410.00 4.58%	0.47%
BMW US Capital LLC 4.9% 02 Apr 2027 (CUSIP:05565ECH6)	540,000.00	100.719	543,882.60	8,746.50	539,357.40 4,525.20	26,460.00 4.87%	0.76%
BP Cap Markets America 5.017% 17 Nov 2027 (CUSIP:10373QBY5)	395,000.00	101.1796	399,659.54	4,073.52	395,000.00 4,659.54	19,817.15 4.96%	0.56%
BPCE SA 5.203% 18 Jan 2027 (CUSIP:05571AAT2)	250,000.00	100.675	251,687.50	469.72	250,255.00 1,432.50	13,007.50 5.17%	0.35%
Brighthouse Fin Gbl Fund 5.55% 09 Apr 2027 (CUSIP:10921U2J6)	310,000.00	100.734	312,275.40	5,257.08	309,907.00 2,368.40	17,205.00 5.51%	0.44%
Bristol-Myers Squibb Co 4.9% 22 Feb 2027 (CUSIP:110122EE4)	105,000.00	100.7419	105,779.02	2,272.38	104,886.60 892.42	5,145.00 4.86%	0.15%
Canadian Imperial Bank of Commerce 5.237% 28 Jun 2027 (CUSIP:13607L8C0)	170,000.00	101.256	172,135.20	816.10	170,000.00 2,135.20	8,902.90 5.17%	0.24%

Portfolio Holdings on July 31, 2024 (continued)

	Number of Shares	Share price	Market Value	Accrued Income	Cost Basis / Unrealized G/L	Est. Ann. Inc. /Yield at Market	% of Account
<i>US Credit (continued)</i>							
Canadian Imperial Bank of Commerce 5.926% 02 Oct 2026 (CUSIP:13607LWT6)	275,000.00	102.218	281,099.50	5,386.90	275,000.00 6,099.50	16,296.50 5.80%	0.39%
Caterpillar Financial Services Corp 4.8% 06 Jan 2026 (CUSIP:14913R3B1)	500,000.00	100.0754	500,376.80	1,666.67	499,875.00 501.80	24,000.00 4.80%	0.70%
Cisco Systems Inc 4.8% 26 Feb 2027 (CUSIP:17275RBQ4)	325,000.00	100.836	327,717.00	6,716.67	324,577.50 3,139.50	15,600.00 4.76%	0.46%
Citibank NA 5.438% 30 Apr 2026 (CUSIP:17325FBF4)	255,000.00	100.915	257,333.25	3,505.25	255,000.00 2,333.25	13,866.90 5.39%	0.36%
Citibank NA 5.864% 29 Sep 2025 (CUSIP:17325FBA5)	255,000.00	100.96	257,448.00	5,067.47	255,000.00 2,448.00	14,953.20 5.81%	0.36%
Cooperat Rabobank UA/NY 5.50% 18 Jul 2025 (CUSIP:21688AAW2)	305,000.00	100.432	306,317.60	605.76	304,801.75 1,515.85	16,775.00 5.48%	0.43%
Credit Agricole SA 5.134% 11 Mar 2027 (CUSIP:22534PAH6)	515,000.00	100.873	519,495.95	10,282.26	515,000.00 4,495.95	26,440.10 5.09%	0.72%
Diageo Capital PLC 5.375% 05 Oct 2026 (CUSIP:25243YBK4)	315,000.00	101.2732	319,010.52	5,455.62	314,146.35 4,864.17	16,931.25 5.31%	0.44%
Eli Lilly & Co 4.5% 09 Feb 2027 (CUSIP:532457CJ5)	335,000.00	100.0836	335,279.93	7,202.50	334,822.45 457.48	15,075.00 4.50%	0.47%
Goldman Sachs Bank USA/New York NY Variable 5.414% 21 May 2027 (CUSIP:38151LAG5)	415,000.00	100.706	417,929.90	4,368.80	415,000.00 2,929.90	22,468.10 5.38%	0.58%
Home Depot Inc/The 4.95% 30 Sep 2026 (CUSIP:437076CV2)	115,000.00	100.789	115,907.35	1,913.31	114,748.15 1,159.20	5,692.50 4.91%	0.16%

Portfolio Holdings on July 31, 2024 (continued)

	Number of Shares	Share price	Market Value	Accrued Income	Cost Basis / Unrealized G/L	Est. Ann. Inc. /Yield at Market	% of Account
<i>US Credit (continued)</i>							
Honeywell International 4.65% 30 Jul 2027 (CUSIP:438516CX2)	310,000.00	100.443	311,373.30	0.00	309,990.70 1,382.60	14,415.00 4.63%	0.43%
Hormel Foods Corp 4.8% 30 Mar 2027 (CUSIP:440452AK6)	170,000.00	100.5463	170,928.69	3,241.33	169,835.10 1,093.59	8,160.00 4.77%	0.24%
John Deere Capital Corp 4.85% 05 Mar 2027 (CUSIP:24422EXM6)	420,000.00	100.6181	422,596.02	8,148.00	419,609.40 2,986.62	20,370.00 4.82%	0.59%
JPMorgan Chase & Co Variable 4.08% 26 Apr 2026 (CUSIP:46647PCZ7)	350,000.00	99.078	346,773.00	3,768.33	350,000.00 -3,227.00	14,280.00 4.12%	0.48%
JPMorgan Chase & Co Variable 4.979% 22 Jul 2028 (CUSIP:46647PEL6)	340,000.00	100.516	341,754.40	423.22	340,000.00 1,754.40	16,928.60 4.95%	0.48%
Linde Inc 4.7% 05 Dec 2025 (CUSIP:53522KAB9)	505,000.00	99.823	504,105.95	3,692.11	504,454.60 -348.65	23,735.00 4.71%	0.70%
MassMutual Global Funding II 4.15% 26 Aug 2025 (CUSIP:57629WDK3)	260,000.00	99.175	257,855.00	4,645.70	259,732.20 -1,877.20	10,790.00 4.18%	0.36%
MassMutual Global Funding II 5.1% 09 Apr 2027 (CUSIP:57629W4S6)	515,000.00	101.415	522,287.25	8,171.34	514,845.50 7,441.75	26,265.00 5.03%	0.73%
Mercedes-Benz Finance North America LLC 4.8% 11 Jan 2027 (CUSIP:58769JAQ0)	250,000.00	100.472	251,180.00	666.67	249,745.00 1,435.00	12,000.00 4.78%	0.35%
Mercedes-Benz Finance North America LLC 5.2% 03 Aug 2026 (CUSIP:58769JAK3)	275,000.00	100.876	277,409.00	7,070.56	273,174.00 4,235.00	14,300.00 5.15%	0.39%
Metropolitan Life Global Funding I 5.05% 11 Jun 2027 (CUSIP:592179KL8)	375,000.00	101.229	379,608.75	2,630.21	374,535.00 5,073.75	18,937.50 4.99%	0.53%

Portfolio Holdings on July 31, 2024 (continued)

	Number of Shares	Share price	Market Value	Accrued Income	Cost Basis / Unrealized G/L	Est. Ann. Inc. /Yield at Market	% of Account
<i>US Credit (continued)</i>							
Met Tower Global Funding 3.7% 13 Jun 2025 (CUSIP:58989V2E3)	330,000.00	98.681	325,647.30	1,628.00	329,676.60 -4,029.30	12,210.00 3.75%	0.45%
Morgan Stanley 3.125% 27 Jul 2026 (CUSIP:61761J3R8)	200,000.00	96.6951	193,390.18	69.44	187,874.00 5,516.18	6,250.00 3.23%	0.27%
Morgan Stanley 4% 23 Jul 2025 (CUSIP:6174468C6)	235,000.00	98.8612	232,323.77	208.89	236,095.10 -3,771.33	9,400.00 4.05%	0.32%
Morgan Stanley Variable 5.652% 13 Apr 2028 (CUSIP:61747YFP5)	90,000.00	101.887	91,698.30	1,441.26	90,000.00 1,698.30	5,086.80 5.55%	0.13%
National Australia Bank Ltd/New York 4.966% 12 Jan 2026 (CUSIP:63253QAA2)	450,000.00	100.247	451,111.50	1,179.42	450,000.00 1,111.50	22,347.00 4.95%	0.63%
National Rural Util Coop 4.8% 05 Feb 2027 (CUSIP:63743HFM9)	510,000.00	100.596	513,039.60	11,968.00	509,847.00 3,192.60	24,480.00 4.77%	0.71%
New York Life Global Fdg 5.45% 18 Sep 2026 (CUSIP:64953BBF4)	500,000.00	101.458	507,290.00	10,067.36	499,905.00 7,385.00	27,250.00 5.37%	0.71%
Northwestern Mutual GLBL 5.07% 25 Mar 2027 (CUSIP:66815L2R9)	175,000.00	101.34	177,345.00	3,105.38	174,980.75 2,364.25	8,872.50 5.00%	0.25%
PACCAR Financial Corp 5.2% 09 Nov 2026 (CUSIP:69371RS72)	190,000.00	101.3446	192,554.65	2,250.44	189,853.70 2,700.95	9,880.00 5.13%	0.27%
Pacific Life Global Fdg li Med 144a Nt 5.5 28 Aug 2026 (CUSIP:6944PL2W8)	90,000.00	101.505	91,354.50	2,103.75	89,968.50 1,386.00	4,950.00 5.42%	0.13%
PepsiCo Inc 5.125% 10 Nov 2026 (CUSIP:713448FW3)	145,000.00	101.373	146,990.85	1,672.03	144,960.85 2,030.00	7,431.25 5.06%	0.20%

Portfolio Holdings on July 31, 2024 (continued)

	Number of Shares	Share price	Market Value	Accrued Income	Cost Basis / Unrealized G/L	Est. Ann. Inc. /Yield at Market	% of Account
<i>US Credit (continued)</i>							
PNC Financial Services 5.671% 28 Oct 2025 (CUSIP:693475BH7)	160,000.00	100.012	160,019.20	2,344.01	160,000.00 19.20	9,073.60 5.67%	0.22%
PNC Financial Services Group Inc/The Variable 4.758% 26 Jan 2027 (CUSIP:693475BL8)	35,000.00	99.434	34,801.90	23.13	35,000.00 -198.10	1,665.30 4.79%	0.05%
Pricoa Global Funding I 4.2% 28 Aug 2025 (CUSIP:74153WCR8)	155,000.00	99.194	153,750.70	2,766.75	154,905.45 -1,154.75	6,510.00 4.23%	0.21%
Principal Life Global Funding II 5% 16 Jan 2027 (CUSIP:74256LEX3)	225,000.00	100.581	226,307.25	468.75	225,218.25 1,089.00	11,250.00 4.97%	0.32%
Protective Life Global 4.992% 12 Jan 2027 (CUSIP:74368CBX1)	370,000.00	100.521	371,927.70	974.83	370,000.00 1,927.70	18,470.40 4.97%	0.52%
Protective Life Global 5.366% 06 Jan 2026 (CUSIP:74368CBQ6)	150,000.00	100.571	150,856.50	558.96	150,000.00 856.50	8,049.00 5.34%	0.21%
Roche Holdings Inc 5.265% 13 Nov 2026 (CUSIP:771196CE0)	470,000.00	101.48	476,956.00	5,361.53	470,000.00 6,956.00	24,745.50 5.19%	0.66%
Royal Bank of Canada 5.2% 20 Jul 2026 (CUSIP:78016FZZ0)	500,000.00	100.863	504,315.00	794.45	497,720.00 6,595.00	26,000.00 5.16%	0.70%
State Street Corp 4.993% 18 Mar 2027 (CUSIP:857477CL5)	210,000.00	100.8126	211,706.52	3,873.74	210,000.00 1,706.52	10,485.30 4.95%	0.30%
State Street Corp 5.272% 03 Aug 2026 (CUSIP:857477CD3)	380,000.00	100.7531	382,861.78	9,905.50	380,000.00 2,861.78	20,033.60 5.23%	0.53%
State Street Corp Variable 1.746% 06 Feb 2026 (CUSIP:857477BR3)	155,000.00	98.159	152,146.45	1,315.56	155,000.00 -2,853.55	2,706.30 1.78%	0.21%

Portfolio Holdings on July 31, 2024 (continued)

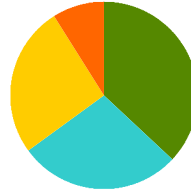
	Number of Shares	Share price	Market Value	Accrued Income	Cost Basis / Unrealized G/L	Est. Ann. Inc. /Yield at Market	% of Account
<i>US Credit (continued)</i>							
State Street Corp Variable 4.857% 26 Jan 2026 (CUSIP:857477BZ5)	55,000.00	99.798	54,888.90	37.10	55,000.00 -111.10	2,671.35 4.87%	0.08%
State Street Corp Variable 5.751% 04 Nov 2026 (CUSIP:857477BX0)	100,000.00	100.806	100,806.00	1,389.83	100,000.00 806.00	5,751.00 5.71%	0.14%
Sumitomo Mitsui Trust Bank Ltd 5.65% 14 Sep 2026 (CUSIP:86563VBK4)	275,000.00	101.601	279,402.75	5,912.88	274,956.00 4,446.75	15,537.50 5.56%	0.39%
Svenska Handelsbanken AB 5.125% 28 May 2027 (CUSIP:86959LAQ6)	280,000.00	101.393	283,900.40	2,511.25	279,708.80 4,191.60	14,350.00 5.05%	0.40%
Texas Instruments Inc 4.6% 08 Feb 2027 (CUSIP:882508CE2)	325,000.00	100.434	326,410.50	7,184.31	324,792.00 1,618.50	14,950.00 4.58%	0.45%
Toronto-Dominion Bank/The 5.532% 17 Jul 2026 (CUSIP:89115A2S0)	500,000.00	101.218	506,090.00	1,075.67	501,435.00 4,655.00	27,660.00 5.47%	0.71%
Toyota Motor Credit Corp 5% 14 Aug 2026 (CUSIP:89236TKX2)	275,000.00	100.5762	276,584.47	6,378.47	274,667.25 1,917.22	13,750.00 4.97%	0.39%
Unitedhealth Group Inc 4.6% 15 Apr 2027 (CUSIP:91324PEY4)	530,000.00	100.1126	530,596.78	8,803.89	526,305.90 4,290.88	24,380.00 4.59%	0.74%
Wells Fargo Bank NA 4.811% 15 Jan 2026 (CUSIP:94988J6H5)	520,000.00	100.018	520,093.60	1,111.87	520,000.00 93.60	25,017.20 4.81%	0.72%
Wells Fargo Bank NA 5.254% 11 Dec 2026 (CUSIP:94988J6F9)	370,000.00	101.155	374,273.50	2,699.92	370,000.00 4,273.50	19,439.43 5.19%	0.52%

Portfolio Holdings on July 31, 2024 (continued)

	Number of Shares	Share price	Market Value	Accrued Income	Cost Basis / Unrealized G/L	Est. Ann. Inc. /Yield at Market	% of Account
<i>US Credit (continued)</i>							
Westpac New Zealand Ltd 5.132% 26 Feb 2027 (CUSIP:96122FAB3)	250,000.00	100.913	252,282.50	5,524.03	250,000.00 2,282.50	12,830.00 5.09%	0.35%
Total US Credit			\$23,301,971.14	\$263,217.71	\$23,169,054.30 \$132,916.84	\$1,108,785.28 4.76%	32.47%
Total Fixed Income			\$70,797,927.69	\$588,682.47	\$70,682,926.54 \$115,001.15	\$3,074,231.43 4.34%	98.65%
Total For Your Portfolio			\$71,454,795.59	\$590,710.17	\$71,339,794.44 \$115,001.15	\$3,093,520.32 4.33%	100.00%

Purchases
Summary

	Cost	Percent
Cash Equivalents	2,083,505.63	37%
US Government	1,601,312.50	28%
US Credit	1,449,980.65	26%
CMBS	519,963.61	9%
Total of Your Portfolio	\$5,654,762.39	100%


Details

Trade Date	Transaction Description	Principal Amount	Income Amount	Cost	Accrued Income
Settlement Date					
CITY OF DORAL - GENERAL FUND					
Purchases					
<i>Fixed Income</i>					
<i>US Government</i>					
July 1, 2024	Purchase 1,600,000.00 Par Value of United States	-1,601,312.50		1,601,312.50	-3,437.16
July 2, 2024	Treasury Note/Bond 4.625% 15 Jun 2027 @ 100.08% Paid Accrued Interest of \$3,437.16, CUSIP 91282CKV2				
Total US Government		-\$1,601,312.50	\$0.00	\$1,601,312.50	-\$3,437.16
<i>CMBS</i>					
July 16, 2024	Purchase 240,000.00 Par Value 240,000.00	-239,963.78		239,963.78	
July 24, 2024	Current Face of Hyundai Auto Receivables Trust 2024-B HART 2024-B A3 5.38% 15 Mar 2029 @99.98491 %, CUSIP 44934QAD3				
July 23, 2024	Purchase 280,000.00 Par Value 280,000.00	-279,999.83		279,999.83	
July 30, 2024	Current Face of Toyota Auto Receivables Owner Trust 2024-C A3 4.88% 15 Mar 2029 @99.99994 %, CUSIP 89237QAD2				
Total CMBS		-\$519,963.61	\$0.00	\$519,963.61	\$0.00

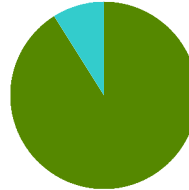
Purchases (continued)

Trade Date					
Settlement Date	Transaction Description	Principal Amount	Income Amount	Cost	Accrued Income
<i>US Credit</i>					
July 15, 2024	Purchase 465,000.00 Par Value of Bank of New	-465,000.00		465,000.00	
July 22, 2024	York Mellon Corp/The Variable 4.89% 21 Jul 2028 @ 100.00%, CUSIP 06406RBX4				
July 15, 2024	Purchase 340,000.00 Par Value of JPMorgan Chase	-340,000.00		340,000.00	
July 22, 2024	& Co Variable 4.979% 22 Jul 2028 @ 100.00%, CUSIP 46647PEL6				
July 17, 2024	Purchase 335,000.00 Par Value of Blackrock	-334,989.95		334,989.95	
July 26, 2024	Funding Inc 4.6% 26 Jul 2027 @ 100.00%, CUSIP 09290DAH4				
July 29, 2024	Purchase 310,000.00 Par Value of Honeywell	-309,990.70		309,990.70	
August 1, 2024	International 4.65% 30 Jul 2027 @ 100.00%, CUSIP 438516CX2				
Total US Credit		-\$1,449,980.65	\$0.00	\$1,449,980.65	\$0.00
Total Fixed Income		-\$3,571,256.76	\$0.00	\$3,571,256.76	-\$3,437.16
Total Purchases		-\$3,571,256.76	\$0.00	\$3,571,256.76	-\$3,437.16
Cash Sweep Activity					
<i>Cash and Equivalents</i>					
<i>Cash Equivalents</i>					
July 31, 2024	Sweep purchases totaling 1,982,335.97 units of	-1,982,335.97		1,982,335.97	
July 31, 2024	Fidelity Government Portfolio for CITY OF DORAL - GENERAL FUND - Capital (18 Transactions), CUSIP 316175108				
July 31, 2024	Sweep purchases totaling 101,169.66 units of		-101,169.66	101,169.66	
July 31, 2024	Fidelity Government Portfolio for CITY OF DORAL - GENERAL FUND - Income (12 Transactions), CUSIP 316175108				
Total Cash Equivalents		-\$1,982,335.97	-\$101,169.66	\$2,083,505.63	\$0.00
Total Cash and Equivalents		-\$1,982,335.97	-\$101,169.66	\$2,083,505.63	\$0.00
Total Cash Sweep Activity		-\$1,982,335.97	-\$101,169.66	\$2,083,505.63	\$0.00
Total	CITY OF DORAL - GENERAL FUND	-\$5,553,592.73	-\$101,169.66	\$5,654,762.39	-\$3,437.16

Realized Gains and Losses

Summary

	Realized G/L	Percent
CMBS	300.40	91%
Consumer ABS	28.77	9%
Commercial ABS	0.96	0%
Cash Equivalents	0.00	0.00
Agency MBS	-854.48	0.00
CMO	-1,496.53	0.00
US Credit	-3,283.20	0.00
US Government	-5,843.75	0.00
Total of Your Portfolio	-\$11,147.83	100%



Details

Trade Date	Transaction Description	Principal Amount	Income Amount	Cost	Accrued Income	Realized G/L
CITY OF DORAL - GENERAL FUND						
Corporate Actions/Income						
<i>Fixed Income</i>						
<i>Agency MBS</i>						
July 15, 2024	Principal Payment of 1 USD	48.82				0.00
July 15, 2024	on 1,100,620.00 Par Value for Ginnie Mae I Pool GN 662584 6.5% 15 Sep 2037 Due On 07/15/24 With Ex Date 07/01/24, CUSIP 36294XCV6					

Realized Gains and Losses (continued)

Trade Date Settlement Date	Transaction Description	Principal Amount	Income Amount	Cost	Accrued Income	Realized G/L
<i>Agency MBS (continued)</i>						
July 15, 2024 July 15, 2024	Principal Payment of 1 USD on 744,857.00 Par Value for Ginnie Mae I Pool GN 677536 6.5% 15 Nov 2037 Due On 07/15/24 With Ex Date 07/01/24, CUSIP 36295QV56	17.50				0.00
July 15, 2024 July 15, 2024	Principal Payment of 1 USD on 4,000,000.00 Par Value for Ginnie Mae I Pool GN 668892 7.5% 15 Jun 2037 Due On 07/15/24 With Ex Date 07/01/24, CUSIP 36295FC51	287.36				0.00
July 15, 2024 July 15, 2024	Principal Payment of 48.82 Current Face on 1,100,620.00 Par Value for Ginnie Mae I Pool GN 662584 6.5% 15 Sep 2037 Due On 07/15/24 With Ex Date 07/01/24, CUSIP 36294XCV6	0.00		-48.82		0.00
July 15, 2024 July 15, 2024	Principal Payment of 17.50 Current Face on 744,857.00 Par Value for Ginnie Mae I Pool GN 677536 6.5% 15 Nov 2037 Due On 07/15/24 With Ex Date 07/01/24, CUSIP 36295QV56	0.00		-17.50		0.00
July 15, 2024 July 15, 2024	Principal Payment of 287.36 Current Face on 4,000,000.00 Par Value for Ginnie Mae I Pool GN 668892 7.5% 15 Jun 2037 Due On 07/15/24 With Ex Date 07/01/24, CUSIP 36295FC51	0.00		-287.36		0.00

Realized Gains and Losses (continued)

Trade Date Settlement Date	Transaction Description	Principal Amount	Income Amount	Cost	Accrued Income	Realized G/L
<i>Agency MBS (continued)</i>						
July 22, 2024 July 22, 2024	Principal Payment of 1 USD on 1,014,019.00 Par Value for Ginnie Mae II Pool G2 4117 7% 20 Apr 2038 Due On 07/22/24 With Ex Date 07/01/24, CUSIP 36202ESEO	105.98				0.00
July 22, 2024 July 22, 2024	Principal Payment of 1 USD on 1,200,000.00 Par Value for Ginnie Mae II Pool G2 4262 7% 20 Oct 2038 Due On 07/22/24 With Ex Date 07/01/24, CUSIP 36202EWX3	17.99				0.00
July 22, 2024 July 22, 2024	Principal Payment of 105.98 Current Face on 1,014,019.00 Par Value for Ginnie Mae II Pool G2 4117 7% 20 Apr 2038 Due On 07/22/24 With Ex Date 07/01/24, CUSIP 36202ESEO	0.00		-105.98		0.00
July 22, 2024 July 22, 2024	Principal Payment of 17.99 Current Face on 1,200,000.00 Par Value for Ginnie Mae II Pool G2 4262 7% 20 Oct 2038 Due On 07/22/24 With Ex Date 07/01/24, CUSIP 36202EWX3	0.00		-17.99		0.00
July 25, 2024 July 25, 2024	Principal Payment of 1 USD on 1,015,317.00 Par Value for Fannie Mae Pool FN 899273 6.5% 01 Nov 2036 Due On 07/25/24 With Ex Date 07/01/24, CUSIP 31410WCJ5	72.20				0.00

Realized Gains and Losses (continued)

Trade Date Settlement Date	Transaction Description	Principal Amount	Income Amount	Cost	Accrued Income	Realized G/L
<i>Agency MBS (continued)</i>						
July 25, 2024 July 25, 2024	Principal Payment of 1 USD on 246,688.00 Par Value for Fannie Mae Pool FN 946318 6.5% 01 Sep 2037 Due On 07/25/24 With Ex Date 07/01/24, CUSIP 31413HYP7	1.47				0.00
July 25, 2024 July 25, 2024	Principal Payment of 1 USD on 450,000.00 Par Value for Fannie Mae Pool FN FM5616 3% 01 Dec 2034 Due On 07/25/24 With Ex Date 07/01/24, CUSIP 3140X9G25	2,446.43				0.00
July 25, 2024 July 25, 2024	Principal Payment of 1 USD on 217,710.00 Par Value for Fannie Mae Pool FN 956412 6.5% 01 Nov 2037 Due On 07/25/24 With Ex Date 07/01/24, CUSIP 31413VAM9	424.94				0.00
July 25, 2024 July 25, 2024	Principal Payment of 1 USD on 64,611.00 Par Value for Fannie Mae Pool FN 885671 6.5% 01 Oct 2036 Due On 07/25/24 With Ex Date 07/01/24, CUSIP 31410C6G2	5.05				0.00
July 25, 2024 July 25, 2024	Principal Payment of 1 USD on 800,000.00 Par Value for Fannie Mae Pool FN FM4174 3% 01 Nov 2032 Due On 07/25/24 With Ex Date 07/01/24, CUSIP 3140X7T82	8,737.29				0.00

Realized Gains and Losses (continued)

Trade Date Settlement Date	Transaction Description	Principal Amount	Income Amount	Cost	Accrued Income	Realized G/L
<i>Agency MBS (continued)</i>						
July 25, 2024 July 25, 2024	Principal Payment of 1 USD on 714,764.00 Par Value for Fannie Mae Pool FN 899203 6.5% 01 Oct 2036 Due On 07/25/24 With Ex Date 07/01/24, CUSIP 31410WAC2	51.93				0.00
July 25, 2024 July 25, 2024	Principal Payment of 72.20 Current Face on 1,015,317.00 Par Value for Fannie Mae Pool FN 899273 6.5% 01 Nov 2036 Due On 07/25/24 With Ex Date 07/01/24, CUSIP 31410WCJ5	0.00		-72.19		0.01
July 25, 2024 July 25, 2024	Principal Payment of 1.47 Current Face on 246,688.00 Par Value for Fannie Mae Pool FN 946318 6.5% 01 Sep 2037 Due On 07/25/24 With Ex Date 07/01/24, CUSIP 31413HYP7	0.00		-1.47		0.00
July 25, 2024 July 25, 2024	Principal Payment of 2,446.43 Current Face on 450,000.00 Par Value for Fannie Mae Pool FN FM5616 3% 01 Dec 2034 Due On 07/25/24 With Ex Date 07/01/24, CUSIP 3140X9G25	0.00		-2,587.48		-141.05
July 25, 2024 July 25, 2024	Principal Payment of 424.94 Current Face on 217,710.00 Par Value for Fannie Mae Pool FN 956412 6.5% 01 Nov 2037 Due On 07/25/24 With Ex Date 07/01/24, CUSIP 31413VAM9	0.00		-424.94		0.00

Realized Gains and Losses (continued)

Trade Date Settlement Date	Transaction Description	Principal Amount	Income Amount	Cost	Accrued Income	Realized G/L
<i>Agency MBS (continued)</i>						
July 25, 2024 July 25, 2024	Principal Payment of 5.05 Current Face on 64,611.00 Par Value for Fannie Mae Pool FN 885671 6.5% 01 Oct 2036 Due On 07/25/24 With Ex Date 07/01/24, CUSIP 31410C6G2	0.00		-5.05		0.00
July 25, 2024 July 25, 2024	Principal Payment of 8,737.29 Current Face on 800,000.00 Par Value for Fannie Mae Pool FN FM4174 3% 01 Nov 2032 Due On 07/25/24 With Ex Date 07/01/24, CUSIP 3140X7T82	0.00		-9,265.62		-528.33
July 25, 2024 July 25, 2024	Principal Payment of 51.93 Current Face on 714,764.00 Par Value for Fannie Mae Pool FN 899203 6.5% 01 Oct 2036 Due On 07/25/24 With Ex Date 07/01/24, CUSIP 31410WAC2	0.00		-51.93		0.00
July 25, 2024 July 25, 2024	Principal Payment of 1 USD on 475,000.00 Par Value for Fannie Mae Pool FN BM4614 3% 01 Mar 2033 Due On 07/25/24 With Ex Date 07/01/24, CUSIP 3140J9DU2	2,820.69				0.00
July 25, 2024 July 25, 2024	Principal Payment of 2,820.69 Current Face on 475,000.00 Par Value for Fannie Mae Pool FN BM4614 3% 01 Mar 2033 Due On 07/25/24 With Ex Date 07/01/24, CUSIP 3140J9DU2	0.00		-3,005.80		-185.11
Total Agency MBS		\$15,037.65	\$0.00	-\$15,892.13	\$0.00	-\$854.48

Realized Gains and Losses (continued)

Trade Date Settlement Date	Transaction Description	Principal Amount	Income Amount	Cost	Accrued Income	Realized G/L
<i>CMO</i>						
July 15, 2024 July 15, 2024	Principal Payment of 1 USD on 1,700,000.00 Par Value for Freddie Mac REMICS FHR 3842 PH 4% 15 Apr 2041 Due On 07/15/24 With Ex Date 07/01/24, CUSIP 3137A9QP4	955.40				0.00
July 15, 2024 July 15, 2024	Principal Payment of 955.40 Current Face on 1,700,000.00 Par Value for Freddie Mac REMICS FHR 3842 PH 4% 15 Apr 2041 Due On 07/15/24 With Ex Date 07/01/24, CUSIP 3137A9QP4	0.00		-1,024.89		-69.49
July 22, 2024 July 22, 2024	Principal Payment of 1 USD on 1,000,000.00 Par Value for Government National Mortgage Association GNR 2008-82 A 6% 20 Sep 2038 Due On 07/22/24 With Ex Date 07/01/24, CUSIP 38375YEK4	75.94				0.00
July 22, 2024 July 22, 2024	Principal Payment of 1 USD on 1,200,000.00 Par Value for Government National Mortgage Association GNR 2019-H12 JA 2.5% 20 Jul 2069 Due On 07/22/24 With Ex Date 07/01/24, CUSIP 38380LXE8	9,386.41				0.00

Realized Gains and Losses (continued)

Trade Date Settlement Date	Transaction Description	Principal Amount	Income Amount	Cost	Accrued Income	Realized G/L
<i>CMO (continued)</i>						
July 22, 2024 July 22, 2024	Principal Payment of 1 USD on 1,225,000.00 Par Value for Government National Mortgage Association GNR 2014-H19 HA 3% 20 Sep 2064 Due On 07/22/24 With Ex Date 07/01/24, CUSIP 38375UPV6	21,883.91				0.00
July 22, 2024 July 22, 2024	Principal Payment of 1 USD on 1,200,000.00 Par Value for Government National Mortgage Association GNR 2020-H02 DA 2.25% 20 Dec 2069 Due On 07/22/24 With Ex Date 07/01/24, CUSIP 38380LV67	6,353.40				0.00
July 22, 2024 July 22, 2024	Principal Payment of 75.94 Current Face on 1,000,000.00 Par Value for Government National Mortgage Association GNR 2008-82 A 6% 20 Sep 2038 Due On 07/22/24 With Ex Date 07/01/24, CUSIP 38375YEK4	0.00		-75.94		0.00
July 22, 2024 July 22, 2024	Principal Payment of 9,386.41 Current Face on 1,200,000.00 Par Value for Government National Mortgage Association GNR 2019-H12 JA 2.5% 20 Jul 2069 Due On 07/22/24 With Ex Date 07/01/24, CUSIP 38380LXE8	0.00		-9,435.91		-49.50

Realized Gains and Losses (continued)

Trade Date Settlement Date	Transaction Description	Principal Amount	Income Amount	Cost	Accrued Income	Realized G/L
<i>CMO (continued)</i>						
July 22, 2024 July 22, 2024	Principal Payment of 21,883.91 Current Face on 1,225,000.00 Par Value for Government National Mortgage Association GNR 2014-H19 HA 3% 20 Sep 2064 Due On 07/22/24 With Ex Date 07/01/24, CUSIP 38375UPV6	0.00		-23,233.90		-1,349.99
July 22, 2024 July 22, 2024	Principal Payment of 6,353.40 Current Face on 1,200,000.00 Par Value for Government National Mortgage Association GNR 2020-H02 DA 2.25% 20 Dec 2069 Due On 07/22/24 With Ex Date 07/01/24, CUSIP 38380LV67	0.00		-6,380.95		-27.55
Total CMO		\$38,655.06	\$0.00	-\$40,151.59	\$0.00	-\$1,496.53
<i>CMBS</i>						
July 15, 2024 July 15, 2024	Principal Payment of 1 USD on 270,000.00 Par Value for Kubota Credit Owner Trust 2022-1 KCOT 2022-1A A3 2.67% 15 Oct 2026 Due On 07/15/24 With Ex Date 07/15/24, CUSIP 50117EAC8	14,199.12				0.00
July 15, 2024 July 15, 2024	Principal Payment of 1 USD on 185,000.00 Par Value for Kubota Credit Owner Trust 2021-2 KCOT 2021-2A A3 0.56% 17 Nov 2025 Due On 07/15/24 With Ex Date 07/15/24, CUSIP 50117XAE2	8,878.89				0.00

Realized Gains and Losses (continued)

Trade Date Settlement Date	Transaction Description	Principal Amount	Income Amount	Cost	Accrued Income	Realized G/L
<i>CMBS (continued)</i>						
July 15, 2024 July 15, 2024	Principal Payment of 1 USD on 175,000.00 Par Value for Ford Credit Auto Owner Trust 2022-A FORDO 2022-A A3 1.29% 15 Jun 2026 Due On 07/15/24 With Ex Date 07/15/24, CUSIP 345286AC2	7,281.08				0.00
July 15, 2024 July 15, 2024	Principal Payment of 1 USD on 165,000.00 Par Value for CarMax Auto Owner Trust 2021-4 CARMX 2021-4 A3 0.56% 15 Sep 2026 Due On 07/15/24 With Ex Date 07/15/24, CUSIP 14317JAD9	6,270.70				0.00
July 15, 2024 July 15, 2024	Principal Payment of 1 USD on 290,000.00 Par Value for Daimler Trucks Retail Trust 2022-1 DTRT 2022-1 A3 5.23% 17 Feb 2026 Due On 07/15/24 With Ex Date 07/15/24, CUSIP 233869AC0	21,438.30				0.00
July 15, 2024 July 15, 2024	Principal Payment of 14,199.12 Current Face on 270,000.00 Par Value for Kubota Credit Owner Trust 2022-1 KCOT 2022-1A A3 2.67% 15 Oct 2026 Due On 07/15/24 With Ex Date 07/15/24, CUSIP 50117EAC8	0.00		-14,197.09		2.03

Realized Gains and Losses (continued)

Trade Date Settlement Date	Transaction Description	Principal Amount	Income Amount	Cost	Accrued Income	Realized G/L
<i>CMBS (continued)</i>						
July 15, 2024 July 15, 2024	Principal Payment of 8,878.89 Current Face on 185,000.00 Par Value for Kubota Credit Owner Trust 2021-2 KCOT 2021-2A A3 0.56% 17 Nov 2025 Due On 07/15/24 With Ex Date 07/15/24, CUSIP 50117XAE2	0.00		-8,878.56		0.33
July 15, 2024 July 15, 2024	Principal Payment of 7,281.08 Current Face on 175,000.00 Par Value for Ford Credit Auto Owner Trust 2022-A FORDO 2022-A A3 1.29% 15 Jun 2026 Due On 07/15/24 With Ex Date 07/15/24, CUSIP 345286AC2	0.00		-7,280.22		0.86
July 15, 2024 July 15, 2024	Principal Payment of 6,270.70 Current Face on 165,000.00 Par Value for CarMax Auto Owner Trust 2021-4 CARMX 2021-4 A3 0.56% 15 Sep 2026 Due On 07/15/24 With Ex Date 07/15/24, CUSIP 14317JAD9	0.00		-6,269.98		0.72
July 15, 2024 July 15, 2024	Principal Payment of 21,438.30 Current Face on 290,000.00 Par Value for Daimler Trucks Retail Trust 2022-1 DTRT 2022-1 A3 5.23% 17 Feb 2026 Due On 07/15/24 With Ex Date 07/15/24, CUSIP 233869AC0	0.00		-21,436.88		1.42

Realized Gains and Losses (continued)

Trade Date	Transaction Description	Principal Amount	Income Amount	Cost	Accrued Income	Realized G/L
Settlement Date						
<i>CMBS (continued)</i>						
July 16, 2024	Principal Payment of 1 USD	6,770.54				0.00
July 16, 2024	on 150,000.00 Par Value for GM Financial Consumer Automobile Receivables Trust 2022-1 GMCAR 2022-1 A3 1.26% 16 Nov 2026 Due On 07/16/24 With Ex Date 07/16/24, CUSIP 380146AC4					
July 16, 2024	Principal Payment of	0.00		-6,769.95		0.59
July 16, 2024	6,770.54 Current Face on 150,000.00 Par Value for GM Financial Consumer Automobile Receivables Trust 2022-1 GMCAR 2022-1 A3 1.26% 16 Nov 2026 Due On 07/16/24 With Ex Date 07/16/24, CUSIP 380146AC4					
July 16, 2024	Principal Payment of 1 USD	8,368.22				0.00
July 16, 2024	on 170,000.00 Par Value for GM Financial Consumer Automobile Receivables Trust 2022-2 GMCAR 2022-2 A3 3.1% 16 Feb 2027 Due On 07/16/24 With Ex Date 07/16/24, CUSIP 362585AC5					
July 16, 2024	Principal Payment of	0.00		-8,366.47		1.75
July 16, 2024	8,368.22 Current Face on 170,000.00 Par Value for GM Financial Consumer Automobile Receivables Trust 2022-2 GMCAR 2022-2 A3 3.1% 16 Feb 2027 Due On 07/16/24 With Ex Date 07/16/24, CUSIP 362585AC5					

Realized Gains and Losses (continued)

Trade Date Settlement Date	Transaction Description	Principal Amount	Income Amount	Cost	Accrued Income	Realized G/L
<i>CMBS (continued)</i>						
July 25, 2024 July 25, 2024	Principal Payment of 1 USD on 340,000.00 Par Value for Freddie Mac Multifamily Structured Pass Through Certificates FHMS K092 A1 3.125% 25 Oct 2028 Due On 07/25/24 With Ex Date 07/01/24, CUSIP 3137FLYU2	5,005.52				0.00
July 25, 2024 July 25, 2024	Principal Payment of 5,005.52 Current Face on 340,000.00 Par Value for Freddie Mac Multifamily Structured Pass Through Certificates FHMS K092 A1 3.125% 25 Oct 2028 Due On 07/25/24 With Ex Date 07/01/24, CUSIP 3137FLYU2	0.00		-4,749.75		255.77
July 25, 2024 July 25, 2024	Principal Payment of 1 USD on 395,000.00 Par Value for Fannie Mae-Aces FNA 2016-M12 A2 Var 25 Sep 2026 Due On 07/25/24 With Ex Date 07/01/24, CUSIP 3136AUKX8	698.35				0.00
July 25, 2024 July 25, 2024	Principal Payment of 698.35 Current Face on 395,000.00 Par Value for Fannie Mae-Aces FNA 2016-M12 A2 Var 25 Sep 2026 Due On 07/25/24 With Ex Date 07/01/24, CUSIP 3136AUKX8	0.00		-661.42		36.93
Total CMBS		\$78,910.72	\$0.00	-\$78,610.32	\$0.00	\$300.40

Realized Gains and Losses (continued)

Trade Date	Transaction Description	Principal Amount	Income Amount	Cost	Accrued Income	Realized G/L
Settlement Date						
<i>Consumer ABS</i>						
July 15, 2024	Principal Payment of 1 USD	17,078.62				0.00
July 15, 2024	on 325,000.00 Par Value for Honda Auto Receivables 2022-1 Owner Trust HAROT 2022-1 A3 1.88% 15 May 2026 Due On 07/15/24 With Ex Date 07/15/24, CUSIP 43815BAC4					
July 15, 2024	Principal Payment of 1 USD	12,283.64				0.00
July 15, 2024	on 270,000.00 Par Value for CarMax Auto Owner Trust 2022-2 CARMX 2022-2 A3 3.49% 16 Feb 2027 Due On 07/15/24 With Ex Date 07/15/24, CUSIP 14317HAC5					
July 15, 2024	Principal Payment of 1 USD	7,337.93				0.00
July 15, 2024	on 205,000.00 Par Value for Capital One Prime Auto Receivables Trust 2022-2 COPAR 2022-2 A3 3.66% 17 May 2027 Due On 07/15/24 With Ex Date 07/15/24, CUSIP 14043GAD6					
July 15, 2024	Principal Payment of 1 USD	17,311.33				0.00
July 15, 2024	on 575,000.00 Par Value for Carmax Auto Owner Trust 2021-1 CARMX 2021-1 A3 0.34% 15 Dec 2025 Due On 07/15/24 With Ex Date 07/15/24, CUSIP 14316NAC3					

Realized Gains and Losses (continued)

Trade Date Settlement Date	Transaction Description	Principal Amount	Income Amount	Cost	Accrued Income	Realized G/L
<i>Consumer ABS (continued)</i>						
July 15, 2024 July 15, 2024	Principal Payment of 1 USD on 260,000.00 Par Value for John Deere Owner Trust 2022 JDOT 2022-A A3 2.32% 15 Sep 2026 Due On 07/15/24 With Ex Date 07/15/24, CUSIP 47787JAC2	10,657.55				0.00
July 15, 2024 July 15, 2024	Principal Payment of 1 USD on 205,000.00 Par Value for Capital One Prime Auto Receivables Trust 2022-1 COPAR 2022-1 A3 3.17% 15 Apr 2027 Due On 07/15/24 With Ex Date 07/15/24, CUSIP 14043QAC6	10,428.60				0.00
July 15, 2024 July 15, 2024	Principal Payment of 1 USD on 410,000.00 Par Value for CarMax Auto Owner Trust 2021-3 CARMX 2021-3 A3 0.55% 15 Jun 2026 Due On 07/15/24 With Ex Date 07/15/24, CUSIP 14317DAC4	14,243.48				0.00
July 15, 2024 July 15, 2024	Principal Payment of 1 USD on 430,000.00 Par Value for Ally Auto Receivables Trust 2022-1 ALLYA 2022-1 A3 3.31% 15 Nov 2026 Due On 07/15/24 With Ex Date 07/15/24, CUSIP 02008JACO	21,364.18				0.00
July 15, 2024 July 15, 2024	Principal Payment of 1 USD on 385,000.00 Par Value for Hyundai Auto Receivables Trust 2022-A HART 2022-A A3 2.22% 15 Oct 2026 Due On 07/15/24 With Ex Date 07/15/24, CUSIP 448977ADO	20,166.30				0.00

Realized Gains and Losses (continued)

Trade Date Settlement Date	Transaction Description	Principal Amount	Income Amount	Cost	Accrued Income	Realized G/L
<i>Consumer ABS (continued)</i>						
July 15, 2024 July 15, 2024	Principal Payment of 1 USD on 190,000.00 Par Value for CNH Equipment Trust 2022-A CNH 2022-A A3 2.94% 15 Jul 2027 Due On 07/15/24 With Ex Date 07/15/24, CUSIP 12660DAC1	3,746.73				0.00
July 15, 2024 July 15, 2024	Principal Payment of 1 USD on 275,000.00 Par Value for Harley-Davidson Motorcycle Trust 2022-A HDMOT 2022-A A3 3.06% 15 Feb 2027 Due On 07/15/24 With Ex Date 07/15/24, CUSIP 41284YAD8	13,259.23				0.00
July 15, 2024 July 15, 2024	Principal Payment of 1 USD on 140,000.00 Par Value for Toyota Auto Receivables 2022-C Owner Trust TAOT 2022-C A3 3.76% 15 Apr 2027 Due On 07/15/24 With Ex Date 07/15/24, CUSIP 89231CAD9	1,466.72				0.00
July 15, 2024 July 15, 2024	Principal Payment of 1 USD on 575,000.00 Par Value for Mercedes-Benz Auto Receivables Trust 2022-1 MBART 2022-1 A3 5.21% 16 Aug 2027 Due On 07/15/24 With Ex Date 07/15/24, CUSIP 58768PAC8	10,567.60				0.00

Realized Gains and Losses (continued)

Trade Date Settlement Date	Transaction Description	Principal Amount	Income Amount	Cost	Accrued Income	Realized G/L
<i>Consumer ABS (continued)</i>						
July 15, 2024 July 15, 2024	Principal Payment of 17,078.62 Current Face on 325,000.00 Par Value for Honda Auto Receivables 2022-1 Owner Trust HAROT 2022-1 A3 1.88% 15 May 2026 Due On 07/15/24 With Ex Date 07/15/24, CUSIP 43815BAC4	0.00		-17,076.05		2.57
July 15, 2024 July 15, 2024	Principal Payment of 12,283.64 Current Face on 270,000.00 Par Value for CarMax Auto Owner Trust 2022-2 CARMX 2022-2 A3 3.49% 16 Feb 2027 Due On 07/15/24 With Ex Date 07/15/24, CUSIP 14317HAC5	0.00		-12,281.77		1.87
July 15, 2024 July 15, 2024	Principal Payment of 7,337.93 Current Face on 205,000.00 Par Value for Capital One Prime Auto Receivables Trust 2022-2 COPAR 2022-2 A3 3.66% 17 May 2027 Due On 07/15/24 With Ex Date 07/15/24, CUSIP 14043GAD6	0.00		-7,337.40		0.53
July 15, 2024 July 15, 2024	Principal Payment of 17,311.33 Current Face on 575,000.00 Par Value for Carmax Auto Owner Trust 2021-1 CARMX 2021-1 A3 0.34% 15 Dec 2025 Due On 07/15/24 With Ex Date 07/15/24, CUSIP 14316NAC3	0.00		-17,307.91		3.42

Realized Gains and Losses (continued)

Trade Date Settlement Date	Transaction Description	Principal Amount	Income Amount	Cost	Accrued Income	Realized G/L
<i>Consumer ABS (continued)</i>						
July 15, 2024 July 15, 2024	Principal Payment of 10,657.55 Current Face on 260,000.00 Par Value for John Deere Owner Trust 2022 JDOT 2022-A A3 2.32% 15 Sep 2026 Due On 07/15/24 With Ex Date 07/15/24, CUSIP 47787JAC2	0.00		-10,655.19		2.36
July 15, 2024 July 15, 2024	Principal Payment of 10,428.60 Current Face on 205,000.00 Par Value for Capital One Prime Auto Receivables Trust 2022-1 COPAR 2022-1 A3 3.17% 15 Apr 2027 Due On 07/15/24 With Ex Date 07/15/24, CUSIP 14043QAC6	0.00		-10,426.32		2.28
July 15, 2024 July 15, 2024	Principal Payment of 14,243.48 Current Face on 410,000.00 Par Value for CarMax Auto Owner Trust 2021-3 CARMX 2021-3 A3 0.55% 15 Jun 2026 Due On 07/15/24 With Ex Date 07/15/24, CUSIP 14317DAC4	0.00		-14,241.14		2.34
July 15, 2024 July 15, 2024	Principal Payment of 21,364.18 Current Face on 430,000.00 Par Value for Ally Auto Receivables Trust 2022-1 ALLYA 2022-1 A3 3.31% 15 Nov 2026 Due On 07/15/24 With Ex Date 07/15/24, CUSIP 02008JACO	0.00		-21,360.04		4.14

Realized Gains and Losses (continued)

Trade Date						
Settlement Date	Transaction Description	Principal Amount	Income Amount	Cost	Accrued Income	Realized G/L
<i>Consumer ABS (continued)</i>						
July 15, 2024	Principal Payment of	0.00		-20,165.52		0.78
July 15, 2024	20,166.30 Current Face on 385,000.00 Par Value for Hyundai Auto Receivables Trust 2022-A HART 2022-A A3 2.22% 15 Oct 2026 Due On 07/15/24 With Ex Date 07/15/24, CUSIP 448977AD0					
July 15, 2024	Principal Payment of	0.00		-3,746.45		0.28
July 15, 2024	3,746.73 Current Face on 190,000.00 Par Value for CNH Equipment Trust 2022-A CNH 2022-A A3 2.94% 15 Jul 2027 Due On 07/15/24 With Ex Date 07/15/24, CUSIP 12660DAC1					
July 15, 2024	Principal Payment of	0.00		-13,257.02		2.21
July 15, 2024	13,259.23 Current Face on 275,000.00 Par Value for Harley-Davidson Motorcycle Trust 2022-A HDMOT 2022-A A3 3.06% 15 Feb 2027 Due On 07/15/24 With Ex Date 07/15/24, CUSIP 41284YAD8					
July 15, 2024	Principal Payment of	0.00		-1,466.47		0.25
July 15, 2024	1,466.72 Current Face on 140,000.00 Par Value for Toyota Auto Receivables 2022-C Owner Trust TAOT 2022-C A3 3.76% 15 Apr 2027 Due On 07/15/24 With Ex Date 07/15/24, CUSIP 89231CAD9					

Realized Gains and Losses (continued)

Trade Date Settlement Date	Transaction Description	Principal Amount	Income Amount	Cost	Accrued Income	Realized G/L
<i>Consumer ABS (continued)</i>						
July 15, 2024 July 15, 2024	Principal Payment of 10,567.60 Current Face on 575,000.00 Par Value for Mercedes-Benz Auto Receivables Trust 2022-1 MBART 2022-1 A3 5.21% 16 Aug 2027 Due On 07/15/24 With Ex Date 07/15/24, CUSIP 58768PAC8	0.00		-10,565.51		2.09
July 18, 2024 July 18, 2024	Principal Payment of 1 USD on 290,000.00 Par Value for Honda Auto Receivables 2021-3 Owner Trust HAROT 2021-3 A3 0.41% 18 Nov 2025 Due On 07/18/24 With Ex Date 07/18/24, CUSIP 43815EAC8	10,904.19				0.00
July 18, 2024 July 18, 2024	Principal Payment of 10,904.19 Current Face on 290,000.00 Par Value for Honda Auto Receivables 2021-3 Owner Trust HAROT 2021-3 A3 0.41% 18 Nov 2025 Due On 07/18/24 With Ex Date 07/18/24, CUSIP 43815EAC8	0.00		-10,904.03		0.16
July 22, 2024 July 22, 2024	Principal Payment of 1 USD on 195,000.00 Par Value for Honda Auto Receivables 2021-4 Owner Trust HAROT 2021-4 A3 0.88% 21 Jan 2026 Due On 07/22/24 With Ex Date 07/21/24, CUSIP 43815GAC3	8,249.49				0.00

Realized Gains and Losses (continued)

Trade Date Settlement Date	Transaction Description	Principal Amount	Income Amount	Cost	Accrued Income	Realized G/L
<i>Consumer ABS (continued)</i>						
July 22, 2024 July 22, 2024	Principal Payment of 1 USD on 255,000.00 Par Value for Volkswagen Auto Loan Enhanced Trust 2021-1 VALET 2021-1 A3 1.02% 22 Jun 2026 Due On 07/22/24 With Ex Date 07/20/24, CUSIP 92868KAC7	10,648.35				0.00
July 22, 2024 July 22, 2024	Principal Payment of 8,249.49 Current Face on 195,000.00 Par Value for Honda Auto Receivables 2021-4 Owner Trust HAROT 2021-4 A3 0.88% 21 Jan 2026 Due On 07/22/24 With Ex Date 07/21/24, CUSIP 43815GAC3	0.00		-8,247.75		1.74
July 22, 2024 July 22, 2024	Principal Payment of 10,648.35 Current Face on 255,000.00 Par Value for Volkswagen Auto Loan Enhanced Trust 2021-1 VALET 2021-1 A3 1.02% 22 Jun 2026 Due On 07/22/24 With Ex Date 07/20/24, CUSIP 92868KAC7	0.00		-10,647.93		0.42
July 22, 2024 July 22, 2024	Principal Payment of 1 USD on 105,000.00 Par Value for Volkswagen Auto Lease Trust 2022-A VWALT 2022-A A3 3.44% 21 Jul 2025 Due On 07/22/24 With Ex Date 07/20/24, CUSIP 92868AAC9	10,316.09				0.00

Realized Gains and Losses (continued)

Trade Date Settlement Date	Transaction Description	Principal Amount	Income Amount	Cost	Accrued Income	Realized G/L
<i>Consumer ABS (continued)</i>						
July 22, 2024 July 22, 2024	Principal Payment of 10,316.09 Current Face on 105,000.00 Par Value for Volkswagen Auto Lease Trust 2022-A VWALT 2022-A A3 3.44% 21 Jul 2025 Due On 07/22/24 With Ex Date 07/20/24, CUSIP 92868AAC9	0.00		-10,315.27		0.82
July 25, 2024 July 25, 2024	Principal Payment of 1 USD on 190,000.00 Par Value for BMW Vehicle Owner Trust 2022-A BMWOT 2022-A A3 3.21% 25 Aug 2026 Due On 07/25/24 With Ex Date 07/25/24, CUSIP 05602RAD3	9,722.97				0.00
July 25, 2024 July 25, 2024	Principal Payment of 9,722.97 Current Face on 190,000.00 Par Value for BMW Vehicle Owner Trust 2022-A BMWOT 2022-A A3 3.21% 25 Aug 2026 Due On 07/25/24 With Ex Date 07/25/24, CUSIP 05602RAD3	0.00		-9,722.46		0.51
Total Consumer ABS		\$209,753.00	\$0.00	-\$209,724.23	\$0.00	\$28.77
<i>Commercial ABS</i>						
July 15, 2024 July 15, 2024	Principal Payment of 1 USD on 170,000.00 Par Value for CNH Equipment Trust 2021-C CNH 2021-C A3 0.81% 15 Dec 2026 Due On 07/15/24 With Ex Date 07/15/24, CUSIP 12598LACO	8,292.57				0.00

Realized Gains and Losses (continued)

Trade Date Settlement Date	Transaction Description	Principal Amount	Income Amount	Cost	Accrued Income	Realized G/L
<i>Commercial ABS (continued)</i>						
July 15, 2024	Principal Payment of	0.00		-8,291.61		0.96
July 15, 2024	8,292.57 Current Face on 170,000.00 Par Value for CNH Equipment Trust 2021-C CNH 2021-C A3 0.81% 15 Dec 2026 Due On 07/15/24 With Ex Date 07/15/24, CUSIP 12598LAC0					
Total Commercial ABS		\$8,292.57	\$0.00	-\$8,291.61	\$0.00	\$0.96
Total Fixed Income		\$350,649.00	\$0.00	-\$352,669.88	\$0.00	-\$2,020.88
Total Corporate Actions/Income		\$350,649.00	\$0.00	-\$352,669.88	\$0.00	-\$2,020.88
Sales						
<i>Fixed Income</i>						
<i>US Government</i>						
July 1, 2024	Sale 1,200,000.00 Par Value	1,188,187.50		-1,192,125.00	10,868.85	-3,937.50
July 2, 2024	of United States Treasury Note/Bond 4.25% 15 Oct 2025 @ 99.02% Received Accrued Interest of \$10,868.85, CUSIP 91282CFP1					
July 1, 2024	Sale 200,000.00 Par Value of	195,757.81		-197,664.06	2,369.51	-1,906.25
July 2, 2024	United States Treasury Note/Bond 3.125% 15 Aug 2025 @ 97.88% Received Accrued Interest of \$2,369.51, CUSIP 91282CFE6					
Total US Government		\$1,383,945.31	\$0.00	-\$1,389,789.06	\$13,238.36	-\$5,843.75

Realized Gains and Losses (continued)

Trade Date Settlement Date	Transaction Description	Principal Amount	Income Amount	Cost	Accrued Income	Realized G/L
<i>US Credit</i>						
July 1, 2024 July 2, 2024	Sale 185,000.00 Par Value of Nestle Hldgs Inc Note 4.000% 9/12/25 @ 98.69% Received Accrued Interest of \$2,261.11, CUSIP 641062BA1	182,574.65		-184,938.95	2,261.11	-2,364.30
July 15, 2024 July 16, 2024	Sale 550,000.00 Par Value of JPMorgan Chase & Co Variable 4.08% 26 Apr 2026 @ 98.92% Received Accrued Interest of \$4,986.67, CUSIP 46647PCZ7	544,060.00		-550,000.00	4,986.67	-5,940.00
July 16, 2024 July 17, 2024	Sale 455,000.00 Par Value of Westpac Banking Corp 5.512% 17 Nov 2025 @ 100.77% Received Accrued Interest of \$4,179.93, CUSIP 961214FL2	458,512.60		-455,000.00	4,179.93	3,512.60
July 30, 2024 July 31, 2024	Sale 350,000.00 Par Value of Cooperat Rabobank UA/NY 5.50% 18 Jul 2025 @ 100.37% Received Accrued Interest of \$695.14, CUSIP 21688AAW2	351,281.00		-349,772.50	695.14	1,508.50
Total US Credit		\$1,536,428.25	\$0.00	-\$1,539,711.45	\$12,122.85	-\$3,283.20
Total Fixed Income		\$2,920,373.56	\$0.00	-\$2,929,500.51	\$25,361.21	-\$9,126.95
Total Sales		\$2,920,373.56	\$0.00	-\$2,929,500.51	\$25,361.21	-\$9,126.95

Realized Gains and Losses (continued)

Trade Date Settlement Date	Transaction Description	Principal Amount	Income Amount	Cost	Accrued Income	Realized G/L
Cash Sweep Activity						
<i>Cash and Equivalents</i>						
<i>Cash Equivalents</i>						
July 31, 2024 July 31, 2024	Sweep sales totaling -1,652,114.45 units of Fidelity Government Portfolio for CITY OF DORAL - GENERAL FUND - Capital (5 Transactions), CUSIP 316175108	1,652,114.45		-1,652,114.45		0.00
July 31, 2024 July 31, 2024	Sweep sales totaling -101,169.66 units of Fidelity Government Portfolio for CITY OF DORAL - GENERAL FUND - Income (8 Transactions), CUSIP 316175108		101,169.66	-101,169.66		0.00
Total Cash Equivalents		\$1,652,114.45	\$101,169.66	-\$1,753,284.11	\$0.00	\$0.00
Total Cash and Equivalents		\$1,652,114.45	\$101,169.66	-\$1,753,284.11	\$0.00	\$0.00
Total Cash Sweep Activity		\$1,652,114.45	\$101,169.66	-\$1,753,284.11	\$0.00	\$0.00
Total	CITY OF DORAL - GENERAL FUND	\$4,923,137.01	\$101,169.66	-\$5,035,454.50	\$25,361.21	-\$11,147.83

Contributions and Receipts

Trade Date		Principal Amount	Income Amount
Settlement Date	Transaction Description		
	CITY OF DORAL - GENERAL FUND		
Contributions/Receipts			
<i>Transfers</i>			
July 31, 2024	Aggregate Cash Transfer due to Interest Transfer, Spot Currency USD		21,924.05
July 31, 2024			
Total Transfers		\$0.00	\$21,924.05
Total Contributions/Receipts		\$0.00	\$21,924.05
Total	CITY OF DORAL - GENERAL FUND	\$0.00	\$21,924.05

Distributions and Disbursements

Trade Date	Transaction Description	Principal Amount	Income Amount
Settlement Date			
CITY OF DORAL - GENERAL FUND			
Distributions/Disbursements			
<i>Transfers</i>			
July 31, 2024	Aggregate Cash Transfer due to Interest Transfer, Spot Currency USD	-21,924.05	
July 31, 2024			
Total Transfers		-\$21,924.05	\$0.00
Total Distributions/Disbursements		-\$21,924.05	\$0.00
Total	CITY OF DORAL - GENERAL FUND	-\$21,924.05	\$0.00

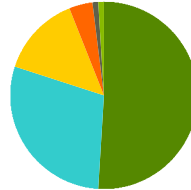
Fees and Expenses

No transactions this period.

Income Received

Summary

	Amount	Percent
US Credit	152,799.57	51%
US Government	87,925.00	29%
Consumer ABS	40,399.91	14%
CMBS	11,604.81	4%
Agency MBS	2,048.39	1%
Cash Equivalents	1,846.97	1%
CMO	1,258.62	0%
Commercial ABS	657.70	0%
Total of Your Portfolio	\$298,540.97	100%



Details

Trade Date	Settlement Date	Transaction Description	Principal Amount	Income Amount
		CITY OF DORAL - GENERAL FUND		
Income Received				
<i>Dividends</i>				
<i>Cash and Equivalents</i>				
<i>Cash Equivalents</i>				
July 1, 2024	July 1, 2024	Daily Rate Income on Fidelity Government Portfolio For Period of 06/01/24 to 06/30/24 Due on 07/01/24, CUSIP 316175108		24.83
July 1, 2024	July 1, 2024	Daily Rate Income on Fidelity Government Portfolio For Period of 06/01/24 to 06/30/24 Due on 07/01/24, CUSIP 316175108		1,822.14
Total Cash Equivalents			\$0.00	\$1,846.97
Total Cash and Equivalents			\$0.00	\$1,846.97
Total Dividends			\$0.00	\$1,846.97

Income Received (continued)

Trade Date			Principal Amount	Income Amount
Settlement Date	Transaction Description			
<i>Interest</i>				
<i>Fixed Income</i>				
<i>US Government</i>				
July 15, 2024	July 15, 2024	Interest Payment 0.03875 USD United States Treasury Note/Bond 3.875% 15 Jan 2026 For 1,820,000.00 Par Value Due on 07/15/24 With Ex Date 07/15/24, CUSIP 91282CGE5		35,262.50
July 15, 2024	July 15, 2024	Interest Payment 0.04 USD United States Treasury Note/Bond 4% 15 Jan 2027 For 1,210,000.00 Par Value Due on 07/15/24 With Ex Date 07/15/24, CUSIP 91282CJT9		24,200.00
July 15, 2024	July 15, 2024	Interest Payment 0.045 USD United States Treasury Note/Bond 4.5% 15 Jul 2026 For 1,265,000.00 Par Value Due on 07/15/24 With Ex Date 07/15/24, CUSIP 91282CHM6		28,462.50
Total US Government			\$0.00	\$87,925.00
<i>Agency MBS</i>				
July 15, 2024	July 15, 2024	Interest Payment of 0.065 USD on 4,212.16 Current Face for Ginnie Mae I Pool GN 677536 6.5% 15 Nov 2037 Due On 07/15/24 With Ex Date 07/01/24, CUSIP 36295QV56		22.82
July 15, 2024	July 15, 2024	Interest Payment of 0.075 USD on 72,399.17 Current Face for Ginnie Mae I Pool GN 668892 7.5% 15 Jun 2037 Due On 07/15/24 With Ex Date 07/01/24, CUSIP 36295FC51		452.49
July 15, 2024	July 15, 2024	Interest Payment of 0.065 USD on 11,726.64 Current Face for Ginnie Mae I Pool GN 662584 6.5% 15 Sep 2037 Due On 07/15/24 With Ex Date 07/01/24, CUSIP 36294XCV6		63.52
July 22, 2024	July 22, 2024	Interest Payment of 0.07 USD on 5,205.86 Current Face for Ginnie Mae II Pool G2 4262 7% 20 Oct 2038 Due On 07/22/24 With Ex Date 07/01/24, CUSIP 36202EWX3		30.37
July 22, 2024	July 22, 2024	Interest Payment of 0.07 USD on 11,523.06 Current Face for Ginnie Mae II Pool G2 4117 7% 20 Apr 2038 Due On 07/22/24 With Ex Date 07/01/24, CUSIP 36202ESE0		67.22
July 25, 2024	July 25, 2024	Interest Payment of 0.03 USD on 212,399.64 Current Face for Fannie Mae Pool FN FM4174 3% 01 Nov 2032 Due On 07/25/24 With Ex Date 07/01/24, CUSIP 3140X7T82		531.00
July 25, 2024	July 25, 2024	Interest Payment of 0.065 USD on 5,726.10 Current Face for Fannie Mae Pool FN 899273 6.5% 01 Nov 2036 Due On 07/25/24 With Ex Date 07/01/24, CUSIP 31410WCJ5		31.02
July 25, 2024	July 25, 2024	Interest Payment of 0.03 USD on 174,706.95 Current Face for Fannie Mae Pool FN FM5616 3% 01 Dec 2034 Due On 07/25/24 With Ex Date 07/01/24, CUSIP 3140X9G25		436.77
July 25, 2024	July 25, 2024	Interest Payment of 0.065 USD on 11,459.17 Current Face for Fannie Mae Pool FN 899203 6.5% 01 Oct 2036 Due On 07/25/24 With Ex Date 07/01/24, CUSIP 31410WAC2		62.07
July 25, 2024	July 25, 2024	Interest Payment of 0.065 USD on 1,055.04 Current Face for Fannie Mae Pool FN 885671 6.5% 01 Oct 2036 Due On 07/25/24 With Ex Date 07/01/24, CUSIP 31410C6G2		5.71
July 25, 2024	July 25, 2024	Interest Payment of 0.065 USD on 2,184.82 Current Face for Fannie Mae Pool FN 956412 6.5% 01 Nov 2037 Due On 07/25/24 With Ex Date 07/01/24, CUSIP 31413VAM9		11.83

Income Received (continued)

Trade Date			Principal Amount	Income Amount
Settlement Date	Transaction Description			
Agency MBS (continued)				
July 25, 2024	Interest Payment of 0.065 USD on 397.89 Current Face for Fannie Mae Pool FN 946318 6.5% 01			2.16
July 25, 2024	Sep 2037 Due On 07/25/24 With Ex Date 07/01/24, CUSIP 31413HYP7			
July 25, 2024	Interest Payment of 0.03 USD on 132,565.17 Current Face for Fannie Mae Pool FN BM4614 3% 01			331.41
July 25, 2024	Mar 2033 Due On 07/25/24 With Ex Date 07/01/24, CUSIP 3140J9DU2			
Total Agency MBS			\$0.00	\$2,048.39
CMO				
July 15, 2024	Interest Payment of 0.04 USD on 64,696.39 Current Face for Freddie Mac REMICS FHR 3842 PH			215.65
July 15, 2024	4% 15 Apr 2041 Due On 07/15/24 With Ex Date 07/01/24, CUSIP 3137A9QP4			
July 22, 2024	Interest Payment of 0.025 USD on 176,071.11 Current Face for Government National Mortgage			366.81
July 22, 2024	Association GNR 2019-H12 JA 2.5% 20 Jul 2069 Due On 07/22/24 With Ex Date 07/01/24, CUSIP 38380LXE8			
July 22, 2024	Interest Payment of 0.06 USD on 12,177.73 Current Face for Government National Mortgage			60.89
July 22, 2024	Association GNR 2008-82 A 6% 20 Sep 2038 Due On 07/22/24 With Ex Date 07/01/24, CUSIP 38375YEK4			
July 22, 2024	Interest Payment of 0.0225 USD on 212,420.25 Current Face for Government National Mortgage			398.29
July 22, 2024	Association GNR 2020-H02 DA 2.25% 20 Dec 2069 Due On 07/22/24 With Ex Date 07/01/24, CUSIP 38380LV67			
July 22, 2024	Interest Payment of 0.03 USD on 86,792.12 Current Face for Government National Mortgage			216.98
July 22, 2024	Association GNR 2014-H19 HA 3% 20 Sep 2064 Due On 07/22/24 With Ex Date 07/01/24, CUSIP 38375UPV6			
Total CMO			\$0.00	\$1,258.62
CMBS				
July 15, 2024	Interest Payment of 0.001075 USD on 78,993.13 Current Face for Ford Credit Auto Owner Trust			84.92
July 15, 2024	2022-A FORDO 2022-A A3 1.29% 15 Jun 2026 Due On 07/15/24 With Ex Date 07/15/24, CUSIP 345286AC2			
July 15, 2024	Interest Payment of 0.002225 USD on 226,559.03 Current Face for Kubota Credit Owner Trust			504.09
July 15, 2024	2022-1 KCOT 2022-1A A3 2.67% 15 Oct 2026 Due On 07/15/24 With Ex Date 07/15/24, CUSIP 50117EAC8			
July 15, 2024	Interest Payment of 0.004242 USD on 400,000.00 Current Face for John Deere Owner Trust			1,696.67
July 15, 2024	2022-C JDOT 2022-C A3 5.09% 15 Jun 2027 Due On 07/15/24 With Ex Date 07/15/24, CUSIP 47800BAC2			

Income Received (continued)

Trade Date			Principal Amount	Income Amount
Settlement Date	Transaction Description			
<i>CMBS (continued)</i>				
July 15, 2024	Interest Payment of 0.004358 USD on 220,619.77 Current Face for Daimler Trucks Retail Trust			961.53
July 15, 2024	2022-1 DTRT 2022-1 A3 5.23% 17 Feb 2026 Due On 07/15/24 With Ex Date 07/15/24, CUSIP 233869AC0			
July 15, 2024	Interest Payment of 0.000467 USD on 71,805.23 Current Face for CarMax Auto Owner Trust			33.51
July 15, 2024	2021-4 CARMX 2021-4 A3 0.56% 15 Sep 2026 Due On 07/15/24 With Ex Date 07/15/24, CUSIP 14317JAD9			
July 15, 2024	Interest Payment of 0.004008 USD on 165,000.00 Current Face for CNH Equipment Trust 2023-A			661.37
July 15, 2024	CNH 2023-A A3 4.81% 15 Aug 2028 Due On 07/15/24 With Ex Date 07/15/24, CUSIP 12664QAC8			
July 15, 2024	Interest Payment of 0.004575 USD on 165,000.00 Current Face for Daimler Trucks Retail Trust			754.88
July 15, 2024	2024-1 DTRT 2024-1 A3 5.49% 15 Dec 2027 Due On 07/15/24 With Ex Date 07/15/24, CUSIP 233874AC0			
July 15, 2024	Interest Payment of 0.004325 USD on 170,000.00 Current Face for Kubota Credit Owner Trust			735.25
July 15, 2024	2024-1 KCOT 2024-1A A3 5.19% 17 Jul 2028 Due On 07/15/24 With Ex Date 07/15/24, CUSIP 50117BAC4			
July 15, 2024	Interest Payment of 0.000467 USD on 61,019.64 Current Face for Kubota Credit Owner Trust			28.48
July 15, 2024	2021-2 KCOT 2021-2A A3 0.56% 17 Nov 2025 Due On 07/15/24 With Ex Date 07/15/24, CUSIP 50117XAE2			
July 16, 2024	Interest Payment of 0.00105 USD on 80,372.26 Current Face for GM Financial Consumer			84.39
July 16, 2024	Automobile Receivables Trust 2022-1 GMCAR 2022-1 A3 1.26% 16 Nov 2026 Due On 07/16/24 With Ex Date 07/16/24, CUSIP 380146AC4			
July 16, 2024	Interest Payment of 0.002583 USD on 127,478.04 Current Face for GM Financial Consumer			329.32
July 16, 2024	Automobile Receivables Trust 2022-2 GMCAR 2022-2 A3 3.1% 16 Feb 2027 Due On 07/16/24 With Ex Date 07/16/24, CUSIP 362585AC5			
July 25, 2024	Interest Payment of 0.002142 USD on 355,000.00 Current Face for Freddie Mac Multifamily			760.29
July 25, 2024	Structured Pass Through Certificates FHMS K057 A2 2.57% 25 Jul 2026 Due On 07/25/24 With Ex Date 07/01/24, CUSIP 3137BRQJ7			
July 25, 2024	Interest Payment of 0.002626 USD on 690,000.00 Current Face for Freddie Mac Multifamily			1,811.82
July 25, 2024	Structured Pass Through Certificates FHMS K052 A2 3.151% 25 Nov 2025 Due On 07/25/24 With Ex Date 07/01/24, CUSIP 3137BMTX4			
July 25, 2024	Interest Payment of 0.002662 USD on 370,000.00 Current Face for Freddie Mac Multifamily			984.82
July 25, 2024	Structured Pass Through Certificates FHMS K067 A2 3.194% 25 Jul 2027 Due On 07/25/24 With Ex Date 07/01/24, CUSIP 3137FAWS3			

Income Received (continued)

Trade Date			Principal Amount	Income Amount
Settlement Date	Transaction Description			
CMBS (continued)				
July 25, 2024	Interest Payment of 0.001902 USD on 370,000.00 Current Face for Freddie Mac Multifamily			703.62
July 25, 2024	Structured Pass Through Certificates FHMS K736 A2 2.282% 25 Jul 2026 Due On 07/25/24 With Ex Date 07/01/24, CUSIP 3137FNWX4			
July 25, 2024	Interest Payment of 0.002604 USD on 283,411.25 Current Face for Freddie Mac Multifamily			738.05
July 25, 2024	Structured Pass Through Certificates FHMS K092 A1 3.125% 25 Oct 2028 Due On 07/25/24 With Ex Date 07/01/24, CUSIP 3137FLYU2			
July 25, 2024	Interest Payment of 0.002036 USD on 359,457.96 Current Face for Fannie Mae-Aces FNA			731.80
July 25, 2024	2016-M12 A2 Var 25 Sep 2026 Due On 07/25/24 With Ex Date 07/01/24, CUSIP 3136AUKX8			
Total CMBS			\$0.00	\$11,604.81
Consumer ABS				
July 15, 2024	Interest Payment of 0.002908 USD on 475,000.00 Current Face for Capital One Multi-Asset			1,381.46
July 15, 2024	Execution Trust COMET 2022-A2 A 3.49% 15 May 2027 Due On 07/15/24 With Ex Date 07/15/24, CUSIP 14041NGA3			
July 15, 2024	Interest Payment of 0.002825 USD on 515,000.00 Current Face for American Express Credit			1,454.88
July 15, 2024	Account Master Trust AMXCA 2022-2 A 3.39% 15 May 2027 Due On 07/15/24 With Ex Date 07/15/24, CUSIP 02582JTT8			
July 15, 2024	Interest Payment of 0.002967 USD on 420,000.00 Current Face for Discover Card Execution Note			1,246.00
July 15, 2024	Trust DCENT 2022-A3 A3 3.56% 15 Jul 2027 Due On 07/15/24 With Ex Date 07/15/24, CUSIP 254683CW3			
July 15, 2024	Interest Payment of 0.0043 USD on 405,000.00 Current Face for Chase Issuance Trust CHAIT			1,741.50
July 15, 2024	2023-A1 A 5.16% 15 Sep 2028 Due On 07/15/24 With Ex Date 07/15/24, CUSIP 161571HT4			
July 15, 2024	Interest Payment of 0.002767 USD on 480,000.00 Current Face for Discover Card Execution Note			1,328.00
July 15, 2024	Trust DCENT 2022-A2 A 3.32% 15 May 2027 Due On 07/15/24 With Ex Date 07/15/24, CUSIP 254683CS2			
July 15, 2024	Interest Payment of 0.003308 USD on 200,000.00 Current Face for Chase Issuance Trust CHAIT			661.67
July 15, 2024	2022-A1 A 3.97% 15 Sep 2027 Due On 07/15/24 With Ex Date 07/15/24, CUSIP 161571HS6			
July 15, 2024	Interest Payment of 0.002642 USD on 170,264.44 Current Face for Capital One Prime Auto			449.78
July 15, 2024	Receivables Trust 2022-1 COPAR 2022-1 A3 3.17% 15 Apr 2027 Due On 07/15/24 With Ex Date 07/15/24, CUSIP 14043QAC6			
July 15, 2024	Interest Payment of 0.00245 USD on 165,210.19 Current Face for CNH Equipment Trust 2022-A			404.76
July 15, 2024	CNH 2022-A A3 2.94% 15 Jul 2027 Due On 07/15/24 With Ex Date 07/15/24, CUSIP 12660DAC1			
July 15, 2024	Interest Payment of 0.0044 USD on 130,000.00 Current Face for Kubota Credit Owner Trust			572.00
July 15, 2024	2023-2 KCOT 2023-2A A3 5.28% 18 Jan 2028 Due On 07/15/24 With Ex Date 07/15/24, CUSIP 500945AC4			

Income Received (continued)

Trade Date	Transaction Description	Principal Amount	Income Amount
Settlement Date			
<i>Consumer ABS (continued)</i>			
July 15, 2024	Interest Payment of 0.00255 USD on 152,267.08 Current Face for Harley-Davidson Motorcycle		388.28
July 15, 2024	Trust 2022-A HDMOT 2022-A A3 3.06% 15 Feb 2027 Due On 07/15/24 With Ex Date 07/15/24, CUSIP 41284YAD8		
July 15, 2024	Interest Payment of 0.004567 USD on 150,000.00 Current Face for Hyundai Auto Receivables Trust		685.00
July 15, 2024	2023-B HART 2023-B A3 5.48% 17 Apr 2028 Due On 07/15/24 With Ex Date 07/15/24, CUSIP 44933XAD9		
July 15, 2024	Interest Payment of 0.004608 USD on 265,000.00 Current Face for Bank of America Auto Trust		1,221.21
July 15, 2024	2023-1 BAAT 2023-1A A3 5.53% 15 Feb 2028 Due On 07/15/24 With Ex Date 07/15/24, CUSIP 06428AAC2		
July 15, 2024	Interest Payment of 0.004317 USD on 155,000.00 Current Face for John Deere Owner Trust		669.08
July 15, 2024	2023-B JDOT 2023-B A3 5.18% 15 Mar 2028 Due On 07/15/24 With Ex Date 07/15/24, CUSIP 477920AC6		
July 15, 2024	Interest Payment of 0.00445 USD on 550,000.00 Current Face for Carmax Auto Owner Trust		2,447.50
July 15, 2024	2022-4 CARMX 2022-4 A3 5.34% 16 Aug 2027 Due On 07/15/24 With Ex Date 07/15/24, CUSIP 14318UAD3		
July 15, 2024	Interest Payment of 0.004183 USD on 175,000.00 Current Face for Kubota Credit Owner Trust		732.08
July 15, 2024	2023-1 KCOT 2023-1A A3 5.02% 15 Jun 2027 Due On 07/15/24 With Ex Date 07/15/24, CUSIP 50117KAC4		
July 15, 2024	Interest Payment of 0.004608 USD on 475,000.00 Current Face for Fifth Third Auto Trust 2023-1		2,188.96
July 15, 2024	FITAT 2023-1 A3 5.53% 15 Aug 2028 Due On 07/15/24 With Ex Date 07/15/24, CUSIP 31680EAD3		
July 15, 2024	Interest Payment of 0.004108 USD on 225,000.00 Current Face for Honda Auto Receivables		924.37
July 15, 2024	2023-2 Owner Trust HAROT 2023-2 A3 4.93% 15 Nov 2027 Due On 07/15/24 With Ex Date 07/15/24, CUSIP 437927AC0		
July 15, 2024	Interest Payment of 0.00305 USD on 205,000.00 Current Face for Capital One Prime Auto		625.25
July 15, 2024	Receivables Trust 2022-2 COPAR 2022-2 A3 3.66% 17 May 2027 Due On 07/15/24 With Ex Date 07/15/24, CUSIP 14043GAD6		
July 15, 2024	Interest Payment of 0.003875 USD on 175,000.00 Current Face for Ford Credit Auto Owner Trust		678.13
July 15, 2024	2023-A FORDO 2023-A A3 4.65% 15 Feb 2028 Due On 07/15/24 With Ex Date 07/15/24, CUSIP 344928AD8		
July 15, 2024	Interest Payment of 0.002922 USD on 180,000.00 Current Face for Kubota Credit Owner Trust		526.00
July 15, 2024	2024-2 KCOT 2024-2A A3 5.26% 15 Nov 2028 Due On 07/15/24 With Ex Date 07/15/24, CUSIP 50117DAC0		

Income Received (continued)

Trade Date		Principal Amount	Income Amount
Settlement Date	Transaction Description		
<i>Consumer ABS (continued)</i>			
July 15, 2024	Interest Payment of 0.002908 USD on 183,919.54 Current Face for CarMax Auto Owner Trust		534.90
July 15, 2024	2022-2 CARMX 2022-2 A3 3.49% 16 Feb 2027 Due On 07/15/24 With Ex Date 07/15/24, CUSIP 14317HAC5		
July 15, 2024	Interest Payment of 0.004233 USD on 240,000.00 Current Face for Ally Auto Receivables Trust		1,016.00
July 15, 2024	2024-1 ALLYA 2024-1 A3 5.08% 15 Dec 2028 Due On 07/15/24 With Ex Date 07/15/24, CUSIP 02008FAC8		
July 15, 2024	Interest Payment of 0.000458 USD on 142,655.75 Current Face for CarMax Auto Owner Trust		65.38
July 15, 2024	2021-3 CARMX 2021-3 A3 0.55% 15 Jun 2026 Due On 07/15/24 With Ex Date 07/15/24, CUSIP 14317DAC4		
July 15, 2024	Interest Payment of 0.001933 USD on 144,370.37 Current Face for John Deere Owner Trust 2022		279.12
July 15, 2024	JDOT 2022-A A3 2.32% 15 Sep 2026 Due On 07/15/24 With Ex Date 07/15/24, CUSIP 47787JAC2		
July 15, 2024	Interest Payment of 0.004342 USD on 575,000.00 Current Face for Mercedes-Benz Auto		2,496.46
July 15, 2024	Receivables Trust 2022-1 MBART 2022-1 A3 5.21% 16 Aug 2027 Due On 07/15/24 With Ex Date 07/15/24, CUSIP 58768PAC8		
July 15, 2024	Interest Payment of 0.00185 USD on 241,989.09 Current Face for Hyundai Auto Receivables Trust		447.68
July 15, 2024	2022-A HART 2022-A A3 2.22% 15 Oct 2026 Due On 07/15/24 With Ex Date 07/15/24, CUSIP 448977AD0		
July 15, 2024	Interest Payment of 0.004358 USD on 155,000.00 Current Face for Huntington Auto Trust 5.23%		675.54
July 15, 2024	16 Jan 2029 Due On 07/15/24 With Ex Date 07/15/24, CUSIP 446144AE7		
July 15, 2024	Interest Payment of 0.0039 USD on 245,000.00 Current Face for John Deere Owner Trust 2024-B		955.50
July 15, 2024	JDOT 2024-B A3 5.2% 15 Mar 2029 Due On 07/15/24 With Ex Date 07/15/24, CUSIP 47786WAD2		
July 15, 2024	Interest Payment of 0.004133 USD on 125,000.00 Current Face for John Deere Owner Trust 2024		516.67
July 15, 2024	JDOT 2024-A A3 4.96% 15 Nov 2028 Due On 07/15/24 With Ex Date 07/15/24, CUSIP 47800RAD5		
July 15, 2024	Interest Payment of 0.00405 USD on 350,000.00 Current Face for World Omni Auto Receivables		1,417.50
July 15, 2024	Trust 2024-A WOART 2024-A A3 4.86% 15 Mar 2029 Due On 07/15/24 With Ex Date 07/15/24, CUSIP 98164RAD8		
July 15, 2024	Interest Payment of 0.004783 USD on 395,000.00 Current Face for Bank of America Auto Trust		1,889.42
July 15, 2024	5.74% 15 Jun 2028 Due On 07/15/24 With Ex Date 07/15/24, CUSIP 06054YAC1		
July 15, 2024	Interest Payment of 0.000283 USD on 44,350.78 Current Face for Carmax Auto Owner Trust		12.57
July 15, 2024	2021-1 CARMX 2021-1 A3 0.34% 15 Dec 2025 Due On 07/15/24 With Ex Date 07/15/24, CUSIP 14316NAC3		

Income Received (continued)

Trade Date	Settlement Date	Transaction Description	Principal Amount	Income Amount
<i>Consumer ABS (continued)</i>				
July 15, 2024	July 15, 2024	Interest Payment of 0.0483 USD on 150,000.00 Current Face for Toyota Auto Receivables 2024-A Owner Trust TAOT 2024-A A3 4.83% 16 Oct 2028 Due On 07/15/24 With Ex Date 07/15/24, CUSIP 89238DADO		603.75
July 15, 2024	July 15, 2024	Interest Payment of 0.003858 USD on 215,000.00 Current Face for Toyota Auto Receivables 4.63% 15 Sep 2027 Due On 07/15/24 With Ex Date 07/15/24, CUSIP 891940AC2		829.54
July 15, 2024	July 15, 2024	Interest Payment of 0.004175 USD on 140,000.00 Current Face for John Deere Owner Trust 2023 JDOT 2023-A A3 5.01% 15 Nov 2027 Due On 07/15/24 With Ex Date 07/15/24, CUSIP 47800CAC0		584.50
July 15, 2024	July 15, 2024	Interest Payment of 0.003133 USD on 140,000.00 Current Face for Toyota Auto Receivables 2022-C Owner Trust TAOT 2022-C A3 3.76% 15 Apr 2027 Due On 07/15/24 With Ex Date 07/15/24, CUSIP 89231CAD9		438.67
July 15, 2024	July 15, 2024	Interest Payment of 0.002758 USD on 267,393.25 Current Face for Ally Auto Receivables Trust 2022-1 ALLYA 2022-1 A3 3.31% 15 Nov 2026 Due On 07/15/24 With Ex Date 07/15/24, CUSIP 02008JACO		737.56
July 15, 2024	July 15, 2024	Interest Payment of 0.0471 USD on 240,000.00 Current Face for Toyota Auto Receivables 2023-B Owner Trust TAOT 2023-B A3 4.71% 15 Feb 2028 Due On 07/15/24 With Ex Date 07/15/24, CUSIP 891941AD8		942.00
July 15, 2024	July 15, 2024	Interest Payment of 0.001567 USD on 201,237.69 Current Face for Honda Auto Receivables 2022-1 Owner Trust HAROT 2022-1 A3 1.88% 15 May 2026 Due On 07/15/24 With Ex Date 07/15/24, CUSIP 43815BAC4		315.27
July 16, 2024	July 16, 2024	Interest Payment of 0.004042 USD on 65,000.00 Current Face for GM Financial Consumer Automobile Receivables Trust 2024-1 GMCAR 2024-1 A3 4.85% 18 Dec 2028 Due On 07/16/24 With Ex Date 07/16/24, CUSIP 36268GAD7		262.71
July 16, 2024	July 16, 2024	Interest Payment of 0.003725 USD on 185,000.00 Current Face for GM Financial Consumer Automobile Receivables Trust 2023-2 GMCAR 2023-2 A3 4.47% 16 Feb 2028 Due On 07/16/24 With Ex Date 07/16/24, CUSIP 362583AD8		689.13
July 18, 2024	July 18, 2024	Interest Payment of 0.000342 USD on 71,817.10 Current Face for Honda Auto Receivables 2021-3 Owner Trust HAROT 2021-3 A3 0.41% 18 Nov 2025 Due On 07/18/24 With Ex Date 07/18/24, CUSIP 43815EAC8		24.54
July 22, 2024	July 22, 2024	Interest Payment of 0.000733 USD on 77,917.18 Current Face for Honda Auto Receivables 2021-4 Owner Trust HAROT 2021-4 A3 0.88% 21 Jan 2026 Due On 07/22/24 With Ex Date 07/21/24, CUSIP 43815GAC3		57.14

Income Received (continued)

Trade Date Settlement Date	Transaction Description	Principal Amount	Income Amount
<i>Consumer ABS (continued)</i>			
July 22, 2024 July 22, 2024	Interest Payment of 0.002867 USD on 32,708.45 Current Face for Volkswagen Auto Lease Trust 2022-A VWALT 2022-A A3 3.44% 21 Jul 2025 Due On 07/22/24 With Ex Date 07/20/24, CUSIP 92868AAC9		93.76
July 22, 2024 July 22, 2024	Interest Payment of 0.004008 USD on 205,000.00 Current Face for Porsche Financial Auto Securitization Trust 2023-1 PFAST 2023-1A A3 4.81% 22 Sep 2028 Due On 07/22/24 With Ex Date 07/22/24, CUSIP 73328QAC8		821.71
July 22, 2024 July 22, 2024	Interest Payment of 0.00085 USD on 94,484.41 Current Face for Volkswagen Auto Loan Enhanced Trust 2021-1 VALET 2021-1 A3 1.02% 22 Jun 2026 Due On 07/22/24 With Ex Date 07/20/24, CUSIP 92868KAC7		80.31
July 25, 2024 July 25, 2024	Interest Payment of 0.004558 USD on 120,000.00 Current Face for BMW Vehicle Owner Trust 2023-A BMWOT 2023-A A3 5.47% 25 Feb 2028 Due On 07/25/24 With Ex Date 07/25/24, CUSIP 05592XAD2		547.00
July 25, 2024 July 25, 2024	Interest Payment of 0.002675 USD on 118,221.32 Current Face for BMW Vehicle Owner Trust 2022-A BMWOT 2022-A A3 3.21% 25 Aug 2026 Due On 07/25/24 With Ex Date 07/25/24, CUSIP 05602RAD3		316.24
July 25, 2024 July 25, 2024	Interest Payment of 0.004275 USD on 130,000.00 Current Face for Chase Auto Owner Trust 2024-1 CHAOT 2024-1A A3 5.13% 25 May 2029 Due On 07/25/24 With Ex Date 07/25/24, CUSIP 16144BAC2		555.75
July 25, 2024 July 25, 2024	Interest Payment of 0.006331 USD on 295,000.00 Current Face for BMW Vehicle Owner Trust 2024-A BMWOT 2024-A A3 5.18% 26 Feb 2029 Due On 07/25/24 With Ex Date 07/25/24, CUSIP 096919AD7		1,867.68
Total Consumer ABS		\$0.00	\$40,399.91
<i>Commercial ABS</i>			
July 15, 2024 July 15, 2024	Interest Payment of 0.003975 USD on 150,000.00 Current Face for CNH Equipment Trust 4.77% 15 Jun 2029 Due On 07/15/24 With Ex Date 07/15/24, CUSIP 18978FAC0		596.25
July 15, 2024 July 15, 2024	Interest Payment of 0.000675 USD on 91,039.41 Current Face for CNH Equipment Trust 2021-C CNH 2021-C A3 0.81% 15 Dec 2026 Due On 07/15/24 With Ex Date 07/15/24, CUSIP 12598LAC0		61.45
Total Commercial ABS		\$0.00	\$657.70
<i>US Credit</i>			
July 8, 2024 July 8, 2024	Interest Payment 0.05366 USD Protective Life Global 5.366% 06 Jan 2026 For 150,000.00 Par Value Due on 07/08/24 With Ex Date 07/06/24, CUSIP 74368CBQ6		4,024.50
July 8, 2024 July 8, 2024	Interest Payment 0.0525 USD American Honda Finance Corp 5.25% 07 Jul 2026 For 220,000.00 Par Value Due on 07/08/24 With Ex Date 07/07/24, CUSIP 02665WEK3		5,775.00

Income Received (continued)

Trade Date			Principal Amount	Income Amount
Settlement Date	Transaction Description			
<i>US Credit (continued)</i>				
July 8, 2024	Interest Payment 0.048 USD Caterpillar Financial Services Corp 4.8% 06 Jan 2026 For 500,000.00			12,000.00
July 8, 2024	Par Value Due on 07/08/24 With Ex Date 07/06/24, CUSIP 14913R3B1			
July 11, 2024	Interest Payment 0.048 USD Mercedes-Benz Finance North America LLC 4.8% 11 Jan 2027 For 250,000.00 Par Value Due on 07/11/24 With Ex Date 07/11/24, CUSIP 58769JAQO			6,000.00
July 11, 2024				
July 12, 2024	Interest Payment 0.04992 USD Protective Life Global 4.992% 12 Jan 2027 For 370,000.00 Par Value Due on 07/12/24 With Ex Date 07/12/24, CUSIP 74368CBX1			9,235.20
July 12, 2024				
July 12, 2024	Interest Payment 0.04966 USD National Australia Bank Ltd/New York 4.966% 12 Jan 2026 For 450,000.00 Par Value Due on 07/12/24 With Ex Date 07/12/24, CUSIP 63253QAA2			11,173.50
July 12, 2024				
July 15, 2024	Interest Payment of 0.002942 USD on 165,000.00 Current Face for BA Credit Card Trust BACCT 2022-A1 A1 3.53% 15 Nov 2027 Due On 07/15/24 With Ex Date 07/15/24, CUSIP 05522RDE5			485.38
July 15, 2024				
July 15, 2024	Interest Payment 0.04811 USD Wells Fargo Bank NA 4.811% 15 Jan 2026 For 520,000.00 Par Value Due on 07/15/24 With Ex Date 07/15/24, CUSIP 94988J6H5			11,952.66
July 15, 2024				
July 16, 2024	Interest Payment 0.05 USD Principal Life Global Funding II 5% 16 Jan 2027 For 225,000.00 Par Value Due on 07/16/24 With Ex Date 07/16/24, CUSIP 74256LEX3			5,625.00
July 16, 2024				
July 17, 2024	Interest Payment 0.02766 USD Toronto-Dominion Bank/The 5.532% 17 Jul 2026 For 500,000.00 Par Value Due on 07/17/24 With Ex Date 07/17/24, CUSIP 89115A2S0			13,830.00
July 17, 2024				
July 18, 2024	Interest Payment 0.055 USD Cooperat Rabobank UA/NY 5.50% 18 Jul 2025 For 655,000.00 Par Value Due on 07/18/24 With Ex Date 07/18/24, CUSIP 21688AAW2			18,012.50
July 18, 2024				
July 18, 2024	Interest Payment 0.0475 USD Australia & New Zealand Banking Group Ltd/New York NY 4.75% 18 Jan 2027 For 525,000.00 Par Value Due on 07/18/24 With Ex Date 07/18/24, CUSIP 05253JAZ4			12,468.75
July 18, 2024				
July 18, 2024	Interest Payment 0.05203 USD BPCE SA 5.203% 18 Jan 2027 For 250,000.00 Par Value Due on 07/18/24 With Ex Date 07/18/24, CUSIP 05571AAT2			6,503.75
July 18, 2024				
July 22, 2024	Interest Payment 0.052 USD Royal Bank of Canada 5.2% 20 Jul 2026 For 500,000.00 Par Value Due on 07/22/24 With Ex Date 07/20/24, CUSIP 78016FZZ0			13,000.00
July 22, 2024				
July 23, 2024	Interest Payment 0.02 USD Morgan Stanley 4% 23 Jul 2025 For 235,000.00 Par Value Due on 07/23/24 With Ex Date 07/23/24, CUSIP 6174468C6			4,700.00
July 23, 2024				
July 23, 2024	Interest Payment 0.05088 USD Banque Fed Cred Mutuel 5.088% 23 Jan 2027 For 500,000.00 Par Value Due on 07/23/24 With Ex Date 07/23/24, CUSIP 06675FBCO			12,720.00
July 23, 2024				
July 26, 2024	Interest Payment 0.04758 USD PNC Financial Services Group Inc/The Variable 4.758% 26 Jan 2027 For 35,000.00 Par Value Due on 07/26/24 With Ex Date 07/26/24, CUSIP 693475BL8			832.65
July 26, 2024				
July 26, 2024	Interest Payment 0.04857 USD State Street Corp Variable 4.857% 26 Jan 2026 For 55,000.00 Par Value Due on 07/26/24 With Ex Date 07/26/24, CUSIP 857477BZ5			1,335.68
July 26, 2024				

Income Received (continued)

Trade Date Settlement Date	Transaction Description	Principal Amount	Income Amount
<i>US Credit (continued)</i>			
July 29, 2024	Interest Payment 0.015625 USD Morgan Stanley 3.125% 27 Jul 2026 For 200,000.00 Par Value		3,125.00
July 29, 2024	Due on 07/29/24 With Ex Date 07/27/24, CUSIP 61761J3R8		
Total US Credit		\$0.00	\$152,799.57
Total Fixed Income		\$0.00	\$296,694.00
Total Interest		\$0.00	\$296,694.00
Total Income Received		\$0.00	\$298,540.97
Total	CITY OF DORAL - GENERAL FUND	\$0.00	\$298,540.97

Other Income and Capital Gain Distributions

No transactions this period.

Security Transactions

Trade Date Settlement Date	Transaction Description	Principal Amount	Income Amount	Cost	Accrued Income	Realized G/L
CITY OF DORAL - GENERAL FUND						
Security Transactions						
<i>Adjustments</i>						
July 25, 2024 July 25, 2024	Adjustment - Accreted Market Discount Current Year of Freddie Mac Multifamily Structured Pass Through Certificates FHMS K092 A1 3.125% 25 Oct 2028 - Adjustment Amount of \$39.67, Federal Cost \$39.67, State Cost \$39.67, CUSIP 3137FLYU2	0.00		39.67		0.00
July 25, 2024 July 25, 2024	Adjustment - Accreted Market Discount Current Year of Fannie Mae-Aces FNA 2016-M12 A2 Var 25 Sep 2026 - Adjustment Amount of \$9.83, Federal Cost \$9.83, State Cost \$9.83, CUSIP 3136AUKX8	0.00		9.83		0.00
Total Adjustments		\$0.00	\$0.00	\$49.50	\$0.00	\$0.00
Total Security Transactions		\$0.00	\$0.00	\$49.50	\$0.00	\$0.00
Total CITY OF DORAL - GENERAL FUND		\$0.00	\$0.00	\$49.50	\$0.00	\$0.00

Income Accrual on July 31, 2024

	Number of Shares	Ex Date Pay Date	Annual Rate	Beginning Accrual	Income Earned	Income Received	Ending Accrual
Cash and Equivalents							
<i>Cash</i>							
US Dollar (Spot Currency:USD)	-309,990.70			0.00	0.00	0.00	0.00
Total Cash				\$0.00	\$0.00	\$0.00	\$0.00
<i>Cash Equivalents</i>							
Fidelity Government Portfolio (CUSIP:316175108)	376,148.43		5.13%	1,846.97	2,027.70	1,846.97	2,027.70
Total Cash Equivalents				\$1,846.97	\$2,027.70	\$1,846.97	\$2,027.70
<i>Accrued Income</i>							
Ending Accrual (Firm Defined Security ID:TOTALACCR)	0.00			0.00	0.00	0.00	0.00
Total Accrued Income				\$0.00	\$0.00	\$0.00	\$0.00
Total Cash and Equivalents				\$1,846.97	\$2,027.70	\$1,846.97	\$2,027.70
Fixed Income							
<i>US Government</i>							
United States Treasury Note/Bond 3.125% 15 Aug 2025 (CUSIP:91282CFE6)	0.00			2,352.34	17.17	2,369.51	0.00
United States Treasury Note/Bond 3.625% 15 May 2026 (CUSIP:91282CHB0)	3,025,000.00	11/15/24	3.67%	14,005.02	9,237.33	0.00	23,242.35
United States Treasury Note/Bond 3.75% 15 Apr 2026 (CUSIP:91282CGV7)	2,560,000.00	10/15/24	3.79%	20,196.71	8,131.15	0.00	28,327.86
United States Treasury Note/Bond 3.875% 15 Jan 2026 (CUSIP:91282CGE5)	1,820,000.00	01/15/25	3.91%	32,550.01	5,970.44	35,262.50	3,257.95
United States Treasury Note/Bond 4.125% 15 Feb 2027 (CUSIP:91282CKA8)	2,080,000.00	08/15/24	4.13%	32,292.85	7,307.15	0.00	39,600.00
United States Treasury Note/Bond 4.125% 15 Jun 2026 (CUSIP:91282CHH7)	780,000.00	12/15/24	4.14%	1,406.56	2,725.20	0.00	4,131.76

Income Accrual on July 31, 2024 (continued)

	Number of Shares	Ex Date Pay Date	Annual Rate	Beginning Accrual	Income Earned	Income Received	Ending Accrual
<i>US Government (continued)</i>							
United States Treasury Note/Bond 4% 15 Dec 2025 (CUSIP:91282CGA3)	1,370,000.00	12/15/24	4.03%	2,395.62	4,641.54	0.00	7,037.16
United States Treasury Note/Bond 4% 15 Feb 2026 (CUSIP:91282CGL9)	2,200,000.00	08/15/24	4.03%	33,120.89	7,494.50	0.00	40,615.39
United States Treasury Note/Bond 4% 15 Jan 2027 (CUSIP:91282CJT9)	1,210,000.00	01/15/25	4.02%	22,338.46	4,097.41	24,200.00	2,235.87
United States Treasury Note/Bond 4.25% 15 Mar 2027 (CUSIP:91282CKE0)	500,000.00	09/15/24	4.24%	6,236.42	1,790.08	0.00	8,026.50
United States Treasury Note/Bond 4.25% 15 Oct 2025 (CUSIP:91282CFP1)	205,000.00	10/15/24	4.27%	12,562.47	877.28	10,868.85	2,570.90
United States Treasury Note/Bond 4.375% 15 Aug 2026 (CUSIP:91282CHU8)	1,070,000.00	08/15/24	4.37%	17,618.99	3,986.78	0.00	21,605.77
United States Treasury Note/Bond 4.375% 15 Dec 2026 (CUSIP:91282CJP7)	3,695,000.00	12/15/24	4.36%	7,066.95	13,692.19	0.00	20,759.14
United States Treasury Note/Bond 4.5% 15 Apr 2027 (CUSIP:91282CKJ9)	1,200,000.00	10/15/24	4.46%	11,360.65	4,573.78	0.00	15,934.43
United States Treasury Note/Bond 4.5% 15 Jul 2026 (CUSIP:91282CHM6)	1,265,000.00	01/15/25	4.48%	26,273.08	4,819.10	28,462.50	2,629.68
United States Treasury Note/Bond 4.5% 15 May 2027 (CUSIP:91282CKR1)	1,000,000.00	11/15/24	4.45%	5,747.28	3,790.76	0.00	9,538.04
United States Treasury Note/Bond 4.5% 15 Nov 2025 (CUSIP:91282CFW6)	2,150,000.00	11/15/24	4.50%	12,356.65	8,150.14	0.00	20,506.79
United States Treasury Note/Bond 4.625% 15 Jun 2027 (CUSIP:91282CKV2)	1,600,000.00	12/15/24	4.56%	0.00	5,661.21	-3,437.16	9,098.37
United States Treasury Note/Bond 4.625% 15 Nov 2026 (CUSIP:91282CJK8)	1,695,000.00	11/15/24	4.58%	10,012.25	6,603.82	0.00	16,616.07

Income Accrual on July 31, 2024 (continued)

	Number of Shares	Ex Date Pay Date	Annual Rate	Beginning Accrual	Income Earned	Income Received	Ending Accrual
<i>US Government (continued)</i>							
United States Treasury Note/Bond 4.625% 15 Oct 2026 (CUSIP:91282CJC6)	870,000.00	10/15/24	4.59%	8,465.27	3,408.09	0.00	11,873.36
United States Treasury Note/Bond 4.625% 15 Sep 2026 (CUSIP:91282CHY0)	310,000.00	09/15/24	4.59%	4,207.74	1,207.78	0.00	5,415.52
Total US Government				\$282,566.21	\$108,182.90	\$97,726.20	\$293,022.91
<i>Agency MBS</i>							
Fannie Mae Pool FN 885671 6.5% 01 Oct 2036 (CUSIP:31410C6G2)	1,049.99	08/01/24	6.29%	5.71	5.69	5.71	5.69
Fannie Mae Pool FN 899203 6.5% 01 Oct 2036 (CUSIP:31410WAC2)	11,407.24	08/01/24	6.21%	62.07	61.79	62.07	61.79
Fannie Mae Pool FN 899273 6.5% 01 Nov 2036 (CUSIP:31410WCJ5)	5,653.90	08/01/24	6.31%	31.02	30.63	31.02	30.63
Fannie Mae Pool FN 946318 6.5% 01 Sep 2037 (CUSIP:31413HYP7)	396.42	08/01/24	6.29%	2.16	2.15	2.16	2.15
Fannie Mae Pool FN 956412 6.5% 01 Nov 2037 (CUSIP:31413VAM9)	1,759.88	08/01/24	6.27%	11.83	9.53	11.83	9.53
Fannie Mae Pool FN BM4614 3% 01 Mar 2033 (CUSIP:3140J9DU2)	129,744.48	08/01/24	3.13%	331.41	324.36	331.41	324.36
Fannie Mae Pool FN FM4174 3% 01 Nov 2032 (CUSIP:3140X7T82)	203,662.35	08/01/24	3.09%	531.00	509.16	531.00	509.16
Fannie Mae Pool FN FM5616 3% 01 Dec 2034 (CUSIP:3140X9G25)	172,260.52	08/01/24	3.16%	436.77	430.65	436.77	430.65
Ginnie Mae II Pool G2 4117 7% 20 Apr 2038 (CUSIP:36202ESE0)	11,417.08	08/01/24	6.75%	67.22	66.60	67.22	66.60
Ginnie Mae II Pool G2 4262 7% 20 Oct 2038 (CUSIP:36202EWX3)	5,187.87	08/01/24	6.93%	30.37	30.26	30.37	30.26
Ginnie Mae I Pool GN 662584 6.5% 15 Sep 2037 (CUSIP:36294XCV6)	11,677.82	08/01/24	6.31%	63.52	63.25	63.52	63.25

Income Accrual on July 31, 2024 (continued)

	Number of Shares	Ex Date Pay Date	Annual Rate	Beginning Accrual	Income Earned	Income Received	Ending Accrual
Agency MBS (continued)							
Ginnie Mae I Pool GN 668892 7.5% 15 Jun 2037 (CUSIP:36295FC51)	72,111.81	08/01/24	7.40%	452.49	450.70	452.49	450.70
Ginnie Mae I Pool GN 677536 6.5% 15 Nov 2037 (CUSIP:36295QV56)	4,194.66	08/01/24	6.30%	22.82	22.72	22.82	22.72
Total Agency MBS				\$2,048.39	\$2,007.49	\$2,048.39	\$2,007.49
CMO							
Freddie Mac REMICS FHR 3842 PH 4% 15 Apr 2041 (CUSIP:3137A9QP4)	63,740.99	08/01/24	4.09%	215.65	212.47	215.65	212.47
Government National Mortgage Association GNR 2008-82 A 6% 20 Sep 2038 (CUSIP:38375YEK4)	12,101.79	08/01/24	5.94%	60.89	60.51	60.89	60.51
Government National Mortgage Association GNR 2014-H19 HA 3% 20 Sep 2064 (CUSIP:38375UPV6)	64,908.21	08/01/24	3.08%	216.98	162.27	216.98	162.27
Government National Mortgage Association GNR 2019-H12 JA 2.5% 20 Jul 2069 (CUSIP:38380LXE8)	166,684.70	08/01/24	2.57%	366.81	347.26	366.81	347.26
Government National Mortgage Association GNR 2020-H02 DA 2.25% 20 Dec 2069 (CUSIP:38380LV67)	206,066.85	08/01/24	2.32%	398.29	386.38	398.29	386.38
Total CMO				\$1,258.62	\$1,168.89	\$1,258.62	\$1,168.89
CMBS							
CarMax Auto Owner Trust 2021-4 CARMX 2021-4 A3 0.56% 15 Sep 2026 (CUSIP:14317JAD9)	65,534.53	08/15/24	0.57%	17.87	31.95	33.51	16.31
CNH Equipment Trust 2023-A CNH 2023-A A3 4.81% 15 Aug 2028 (CUSIP:12664QAC8)	165,000.00	08/15/24	4.82%	352.73	661.37	661.37	352.73
Daimler Trucks Retail Trust 2022-1 DTRT 2022-1 A3 5.23% 17 Feb 2026 (CUSIP:233869AC0)	199,181.47	08/15/24	5.24%	512.82	911.70	961.53	462.99

Income Accrual on July 31, 2024 (continued)

	Number of Shares	Ex Date Pay Date	Annual Rate	Beginning Accrual	Income Earned	Income Received	Ending Accrual
<i>CMBS (continued)</i>							
Daimler Trucks Retail Trust 2024-1 DTRT 2024-1 A3 5.49% 15 Dec 2027 (CUSIP:233874AC0)	165,000.00	08/15/24	5.44%	402.60	754.88	754.88	402.60
Fannie Mae-Aces FNA 2016-M12 A2 Var 25 Sep 2026 (CUSIP:3136AUKX8)	358,759.61	08/01/24	2.55%	756.36	705.81	731.80	730.37
Ford Credit Auto Owner Trust 2022-A FORDO 2022-A A3 1.29% 15 Jun 2026 (CUSIP:345286AC2)	71,712.05	08/15/24	1.31%	45.29	80.74	84.92	41.11
Freddie Mac Multifamily Structured Pass Through Certificates FHMS K052 A2 3.151% 25 Nov 2025 (CUSIP:3137BMTX4)	690,000.00	08/01/24	3.22%	1,811.82	1,811.82	1,811.82	1,811.82
Freddie Mac Multifamily Structured Pass Through Certificates FHMS K057 A2 2.57% 25 Jul 2026 (CUSIP:3137BRQJ7)	355,000.00	08/01/24	2.67%	760.29	760.29	760.29	760.29
Freddie Mac Multifamily Structured Pass Through Certificates FHMS K067 A2 3.194% 25 Jul 2027 (CUSIP:3137FAWS3)	370,000.00	08/01/24	3.31%	984.82	984.82	984.82	984.82
Freddie Mac Multifamily Structured Pass Through Certificates FHMS K092 A1 3.125% 25 Oct 2028 (CUSIP:3137FLYU2)	278,405.73	08/01/24	3.22%	738.05	725.02	738.05	725.02
Freddie Mac Multifamily Structured Pass Through Certificates FHMS K736 A2 2.282% 25 Jul 2026 (CUSIP:3137FNWX4)	370,000.00	08/01/24	2.38%	703.62	703.62	703.62	703.62
GM Financial Consumer Automobile Receivables Trust 2022-1 GMCAR 2022-1 A3 1.26% 16 Nov 2026 (CUSIP:380146AC4)	73,601.72	08/16/24	1.28%	42.20	80.83	84.39	38.64

Income Accrual on July 31, 2024 (continued)

	Number of Shares	Ex Date Pay Date	Annual Rate	Beginning Accrual	Income Earned	Income Received	Ending Accrual
CMBS (continued)							
GM Financial Consumer Automobile Receivables Trust 2022-2 GMCAR 2022-2 A3 3.1% 16 Feb 2027 (CUSIP:362585AC5)	119,109.82	08/16/24	3.14%	164.66	318.51	329.32	153.85
Hyundai Auto Receivables Trust 2024-B HART 2024-B A3 4.84% 15 Mar 2029 (CUSIP:44934QAD3)	240,000.00	08/15/24	4.82%	0.00	225.87	0.00	225.87
John Deere Owner Trust 2022-C JDOT 2022-C A3 5.09% 15 Jun 2027 (CUSIP:47800BAC2)	400,000.00	08/15/24	5.10%	904.89	1,696.67	1,696.67	904.89
Kubota Credit Owner Trust 2021-2 KCOT 2021-2A A3 0.56% 17 Nov 2025 (CUSIP:50117XAE2)	52,140.75	08/15/24	0.57%	15.19	26.27	28.48	12.98
Kubota Credit Owner Trust 2022-1 KCOT 2022-1A A3 2.67% 15 Oct 2026 (CUSIP:50117EAC8)	212,359.91	08/15/24	2.72%	268.85	487.24	504.09	252.00
Kubota Credit Owner Trust 2024-1 KCOT 2024-1A A3 5.19% 17 Jul 2028 (CUSIP:50117BAC4)	170,000.00	08/15/24	5.15%	392.13	735.25	735.25	392.13
Toyota Auto Receivables 2024-C Owner Trust TAOT 2024-C A3 4.88% 15 Mar 2029 (CUSIP:89237QAD2)	280,000.00	08/15/24	4.85%	0.00	37.96	0.00	37.96
Total CMBS				\$8,874.19	\$11,740.62	\$11,604.81	\$9,010.00
Consumer ABS							
Ally Auto Receivables Trust 2022-1 ALLYA 2022-1 A3 3.31% 15 Nov 2026 (CUSIP:02008JACO)	246,029.07	08/15/24	3.34%	393.36	706.14	737.56	361.94
Ally Auto Receivables Trust 2024-1 ALLYA 2024-1 A3 5.08% 15 Dec 2028 (CUSIP:02008FAC8)	240,000.00	08/15/24	5.06%	541.87	1,016.00	1,016.00	541.87

Income Accrual on July 31, 2024 (continued)

	Number of Shares	Ex Date Pay Date	Annual Rate	Beginning Accrual	Income Earned	Income Received	Ending Accrual
<i>Consumer ABS (continued)</i>							
American Express Credit Account Master Trust AMXCA 2022-2 A 3.39% 15 May 2027 (CUSIP:02582JJT8)	515,000.00	08/15/24	3.44%	775.94	1,454.88	1,454.88	775.94
Bank of America Auto Trust 2023-1 BAAT 2023-1A A3 5.53% 15 Feb 2028 (CUSIP:06428AAC2)	265,000.00	08/15/24	5.49%	651.31	1,221.21	1,221.21	651.31
Bank of America Auto Trust 5.74% 15 Jun 2028 (CUSIP:06054YAC1)	395,000.00	08/15/24	5.66%	1,007.69	1,889.42	1,889.42	1,007.69
BMW Vehicle Owner Trust 2022-A BMWOT 2022-A A3 3.21% 25 Aug 2026 (CUSIP:05602RAD3)	108,498.35	08/25/24	3.25%	63.25	311.04	316.24	58.05
BMW Vehicle Owner Trust 2023-A BMWOT 2023-A A3 5.47% 25 Feb 2028 (CUSIP:05592XAD2)	120,000.00	08/25/24	5.43%	109.40	547.00	547.00	109.40
BMW Vehicle Owner Trust 2024-A BMWOT 2024-A A3 5.18% 26 Feb 2029 (CUSIP:096919AD7)	295,000.00	08/25/24	5.12%	848.95	1,273.41	1,867.68	254.68
Capital One Multi-Asset Execution Trust COMET 2022-A2 A 3.49% 15 May 2027 (CUSIP:14041NGA3)	475,000.00	08/15/24	3.54%	736.78	1,381.46	1,381.46	736.78
Capital One Prime Auto Receivables Trust 2022-1 COPAR 2022-1 A3 3.17% 15 Apr 2027 (CUSIP:14043QAC6)	159,835.84	08/15/24	3.22%	239.88	435.09	449.78	225.19
Capital One Prime Auto Receivables Trust 2022-2 COPAR 2022-2 A3 3.66% 17 May 2027 (CUSIP:14043GAD6)	197,662.07	08/15/24	3.71%	333.47	613.31	625.25	321.53
Carmax Auto Owner Trust 2021-1 CARMX 2021-1 A3 0.34% 15 Dec 2025 (CUSIP:14316NAC3)	27,039.45	08/15/24	0.34%	6.70	9.96	12.57	4.09
CarMax Auto Owner Trust 2021-3 CARMX 2021-3 A3 0.55% 15 Jun 2026 (CUSIP:14317DAC4)	128,412.27	08/15/24	0.56%	34.87	61.90	65.38	31.39

Income Accrual on July 31, 2024 (continued)

	Number of Shares	Ex Date Pay Date	Annual Rate	Beginning Accrual	Income Earned	Income Received	Ending Accrual
<i>Consumer ABS (continued)</i>							
CarMax Auto Owner Trust 2022-2 CARMX 2022-2 A3 3.49% 16 Feb 2027 (CUSIP:14317HAC5)	171,635.90	08/15/24	3.53%	285.28	515.85	534.90	266.23
Carmax Auto Owner Trust 2022-4 CARMX 2022-4 A3 5.34% 16 Aug 2027 (CUSIP:14318UAD3)	550,000.00	08/15/24	5.33%	1,305.33	2,447.50	2,447.50	1,305.33
Chase Auto Owner Trust 2024-1 CHAOT 2024-1A A3 5.13% 25 May 2029 (CUSIP:16144BAC2)	130,000.00	08/25/24	5.09%	111.15	555.75	555.75	111.15
Chase Issuance Trust CHAIT 2022-A1 A 3.97% 15 Sep 2027 (CUSIP:161571HS6)	200,000.00	08/15/24	4.02%	352.89	661.67	661.67	352.89
Chase Issuance Trust CHAIT 2023-A1 A 5.16% 15 Sep 2028 (CUSIP:161571HT4)	405,000.00	08/15/24	5.10%	928.80	1,741.50	1,741.50	928.80
CNH Equipment Trust 2022-A CNH 2022-A A3 2.94% 15 Jul 2027 (CUSIP:12660DAC1)	161,463.46	08/15/24	3.00%	215.88	399.86	404.76	210.98
Discover Card Execution Note Trust DCENT 2022-A2 A 3.32% 15 May 2027 (CUSIP:254683CS2)	480,000.00	08/15/24	3.37%	708.27	1,328.00	1,328.00	708.27
Discover Card Execution Note Trust DCENT 2022-A3 A3 3.56% 15 Jul 2027 (CUSIP:254683CW3)	420,000.00	08/15/24	3.61%	664.53	1,246.00	1,246.00	664.53
Fifth Third Auto Trust 2023-1 FITAT 2023-1 A3 5.53% 15 Aug 2028 (CUSIP:31680EAD3)	475,000.00	08/15/24	5.49%	1,167.45	2,188.96	2,188.96	1,167.45
Ford Credit Auto Owner Trust 2023-A FORDO 2023-A A3 4.65% 15 Feb 2028 (CUSIP:344928AD8)	175,000.00	08/15/24	4.67%	361.67	678.13	678.13	361.67

Income Accrual on July 31, 2024 (continued)

	Number of Shares	Ex Date Pay Date	Annual Rate	Beginning Accrual	Income Earned	Income Received	Ending Accrual
<i>Consumer ABS (continued)</i>							
GM Financial Consumer Automobile Receivables Trust 2023-2 GMCAR 2023-2 A3 4.47% 16 Feb 2028 (CUSIP:362583AD8)	185,000.00	08/16/24	4.50%	344.56	689.13	689.13	344.56
GM Financial Consumer Automobile Receivables Trust 2024-1 GMCAR 2024-1 A3 4.85% 18 Dec 2028 (CUSIP:36268GAD7)	65,000.00	08/16/24	4.84%	131.35	262.71	262.71	131.35
Harley-Davidson Motorcycle Trust 2022-A HDMOT 2022-A A3 3.06% 15 Feb 2027 (CUSIP:41284YAD8)	139,007.85	08/15/24	3.10%	207.08	370.25	388.28	189.05
Honda Auto Receivables 2021-3 Owner Trust HAROT 2021-3 A3 0.41% 18 Nov 2025 (CUSIP:43815EAC8)	60,912.91	08/18/24	0.42%	10.63	22.93	24.54	9.02
Honda Auto Receivables 2021-4 Owner Trust HAROT 2021-4 A3 0.88% 21 Jan 2026 (CUSIP:43815GAC3)	69,667.69	08/21/24	0.90%	19.05	55.12	57.14	17.03
Honda Auto Receivables 2022-1 Owner Trust HAROT 2022-1 A3 1.88% 15 May 2026 (CUSIP:43815BAC4)	184,159.07	08/15/24	0.00%	0.01	315.27	315.27	0.01
Honda Auto Receivables 2023-2 Owner Trust HAROT 2023-2 A3 4.93% 15 Nov 2027 (CUSIP:437927AC0)	225,000.00	08/15/24	4.93%	493.00	924.37	924.37	493.00
Huntington Auto Trust 5.23% 16 Jan 2029 (CUSIP:446144AE7)	155,000.00	08/15/24	5.19%	360.29	675.54	675.54	360.29
Hyundai Auto Receivables Trust 2022-A HART 2022-A A3 2.22% 15 Oct 2026 (CUSIP:448977AD0)	221,822.79	08/15/24	2.26%	238.76	427.79	447.68	218.87
Hyundai Auto Receivables Trust 2023-B HART 2023-B A3 5.48% 17 Apr 2028 (CUSIP:44933XAD9)	150,000.00	08/15/24	5.44%	365.33	685.00	685.00	365.33

Income Accrual on July 31, 2024 (continued)

	Number of Shares	Ex Date Pay Date	Annual Rate	Beginning Accrual	Income Earned	Income Received	Ending Accrual
<i>Consumer ABS (continued)</i>							
John Deere Owner Trust 2022 JDOT 2022-A A3 2.32% 15 Sep 2026 (CUSIP:47787JAC2)	133,712.82	08/15/24	2.36%	148.86	268.13	279.12	137.87
John Deere Owner Trust 2023-B JDOT 2023-B A3 5.18% 15 Mar 2028 (CUSIP:477920AC6)	155,000.00	08/15/24	5.17%	356.84	669.08	669.08	356.84
John Deere Owner Trust 2023 JDOT 2023-A A3 5.01% 15 Nov 2027 (CUSIP:47800CAC0)	140,000.00	08/15/24	5.01%	311.73	584.50	584.50	311.73
John Deere Owner Trust 2024-B JDOT 2024-B A3 5.2% 15 Mar 2029 (CUSIP:47786WAD2)	245,000.00	08/15/24	5.13%	460.06	1,061.66	955.50	566.22
John Deere Owner Trust 2024 JDOT 2024-A A3 4.96% 15 Nov 2028 (CUSIP:47800RAD5)	125,000.00	08/15/24	4.93%	275.56	516.67	516.67	275.56
Kubota Credit Owner Trust 2023-1 KCOT 2023-1A A3 5.02% 15 Jun 2027 (CUSIP:50117KAC4)	175,000.00	08/15/24	5.02%	390.44	732.08	732.08	390.44
Kubota Credit Owner Trust 2023-2 KCOT 2023-2A A3 5.28% 18 Jan 2028 (CUSIP:500945AC4)	130,000.00	08/15/24	5.24%	305.07	572.00	572.00	305.07
Kubota Credit Owner Trust 2024-2 KCOT 2024-2A A3 5.26% 15 Nov 2028 (CUSIP:50117DAC0)	180,000.00	08/15/24	5.20%	157.80	789.00	526.00	420.80
Mercedes-Benz Auto Receivables Trust 2022-1 MBART 2022-1 A3 5.21% 16 Aug 2027 (CUSIP:58768PAC8)	564,432.40	08/15/24	5.21%	1,331.45	2,471.99	2,496.46	1,306.98
Porsche Financial Auto Securitization Trust 2023-1 PFAST 2023-1A A3 4.81% 22 Sep 2028 (CUSIP:73328QAC8)	205,000.00	08/22/24	4.82%	246.51	821.71	821.71	246.51
Toyota Auto Receivables 2022-C Owner Trust TAOT 2022-C A3 3.76% 15 Apr 2027 (CUSIP:89231CAD9)	138,533.28	08/15/24	3.80%	233.96	436.21	438.67	231.50

Income Accrual on July 31, 2024 (continued)

	Number of Shares	Ex Date Pay Date	Annual Rate	Beginning Accrual	Income Earned	Income Received	Ending Accrual
Consumer ABS (continued)							
Toyota Auto Receivables 2023-B Owner Trust TAOT 2023-B A3 4.71% 15 Feb 2028 (CUSIP:891941AD8)	240,000.00	08/15/24	4.73%	502.40	942.00	942.00	502.40
Toyota Auto Receivables 2024-A Owner Trust TAOT 2024-A A3 4.83% 16 Oct 2028 (CUSIP:89238DAD0)	150,000.00	08/15/24	4.82%	322.00	603.75	603.75	322.00
Toyota Auto Receivables 4.63% 15 Sep 2027 (CUSIP:891940AC2)	215,000.00	08/15/24	4.65%	442.42	829.54	829.54	442.42
Volkswagen Auto Lease Trust 2022-A VWALT 2022-A A3 3.44% 21 Jul 2025 (CUSIP:92868AAC9)	22,392.36	08/20/24	3.45%	34.38	82.92	93.76	23.54
Volkswagen Auto Loan Enhanced Trust 2021-1 VALET 2021-1 A3 1.02% 22 Jun 2026 (CUSIP:92868KAC7)	83,836.06	08/20/24	1.04%	29.45	76.99	80.31	26.13
World Omni Auto Receivables Trust 2024-A WOART 2024-A A3 4.86% 15 Mar 2029 (CUSIP:98164RAD8)	350,000.00	08/15/24	4.84%	756.00	1,417.50	1,417.50	756.00
Total Consumer ABS				\$20,319.71	\$39,987.88	\$40,399.91	\$19,907.68
Commercial ABS							
CNH Equipment Trust 2021-C CNH 2021-C A3 0.81% 15 Dec 2026 (CUSIP:12598LAC0)	82,746.84	08/15/24	0.83%	32.77	58.47	61.45	29.79
CNH Equipment Trust 4.77% 15 Jun 2029 (CUSIP:18978FAC0)	150,000.00	08/15/24	4.76%	318.00	596.25	596.25	318.00
Total Commercial ABS				\$350.77	\$654.72	\$657.70	\$347.79
US Credit							
3M Co 2% 14 Feb 2025 (CUSIP:88579YBH3)	300,000.00	08/14/24	2.04%	2,283.33	500.00	0.00	2,783.33
Adobe Inc 4.85% 04 Apr 2027 (CUSIP:00724PAE9)	215,000.00	10/04/24	4.79%	2,519.98	868.96	0.00	3,388.94

Income Accrual on July 31, 2024 (continued)

	Number of Shares	Ex Date Pay Date	Annual Rate	Beginning Accrual	Income Earned	Income Received	Ending Accrual
<i>US Credit (continued)</i>							
American Honda Finance 4.9% 12 Mar 2027 (CUSIP:02665WFD8)	230,000.00	09/12/24	4.87%	3,381.00	939.17	0.00	4,320.17
American Honda Finance Corp 5.25% 07 Jul 2026 (CUSIP:02665WEK3)	220,000.00	01/07/25	5.21%	5,582.50	962.50	5,775.00	770.00
AstraZeneca Finance LLC 4.8 26 Feb 2027 (CUSIP:04636NAK9)	250,000.00	08/26/24	4.77%	4,166.67	1,000.00	0.00	5,166.67
Australia & New Zealand Banking Group Ltd/New York NY 4.75% 18 Jan 2027 (CUSIP:05253JAZ4)	525,000.00	01/18/25	4.72%	11,291.14	2,078.13	12,468.75	900.52
BA Credit Card Trust BACCT 2022-A1 A1 3.53% 15 Nov 2027 (CUSIP:05522RDE5)	165,000.00	08/15/24	3.58%	258.87	485.38	485.38	258.87
Bank of America Corp Variable .981% 25 Sep 2025 (CUSIP:06051GJG5)	805,000.00	09/25/24	0.99%	2,105.88	658.09	0.00	2,763.97
Bank Of Montreal 5.92% 25 Sep 2025 (CUSIP:06368LWT9)	325,000.00	09/25/24	5.86%	5,130.67	1,603.33	0.00	6,734.00
Bank of New York Mellon Corp/The Variable 4.89% 21 Jul 2028 (CUSIP:06406RBX4)	465,000.00	01/21/25	4.87%	0.00	568.46	0.00	568.46
Bank of Nova Scotia/The 4.75% 02 Feb 2026 (CUSIP:06417XAN1)	500,000.00	08/02/24	4.76%	9,829.86	1,979.17	0.00	11,809.03
Banque Fed Cred Mutuel 5.088% 23 Jan 2027 (CUSIP:06675FBC0)	500,000.00	01/23/25	5.07%	11,165.34	2,120.00	12,720.00	565.34
BlackRock Funding Inc 4.6% 26 Jul 2027 (CUSIP:09290DAH4)	335,000.00	01/26/25	4.58%	0.00	214.03	0.00	214.03
BMW US Capital LLC 4.9% 02 Apr 2027 (CUSIP:05565ECH6)	540,000.00	10/02/24	4.87%	6,541.50	2,205.00	0.00	8,746.50
BP Cap Markets America 5.017% 17 Nov 2027 (CUSIP:10373QBY5)	395,000.00	11/17/24	4.96%	2,422.10	1,651.42	0.00	4,073.52
BPCE SA 5.203% 18 Jan 2027 (CUSIP:05571AAT2)	250,000.00	01/18/25	5.17%	5,889.51	1,083.96	6,503.75	469.72

Income Accrual on July 31, 2024 (continued)

	Number of Shares	Ex Date Pay Date	Annual Rate	Beginning Accrual	Income Earned	Income Received	Ending Accrual
<i>US Credit (continued)</i>							
Brighthouse Fin Gbl Fund 5.55% 09 Apr 2027 (CUSIP:10921U2J6)	310,000.00	10/09/24	5.51%	3,823.33	1,433.75	0.00	5,257.08
Bristol-Myers Squibb Co 4.9% 22 Feb 2027 (CUSIP:110122EE4)	105,000.00	08/22/24	4.86%	1,843.62	428.76	0.00	2,272.38
Canadian Imperial Bank of Commerce 5.237% 28 Jun 2027 (CUSIP:13607L8C0)	170,000.00	12/28/24	5.17%	74.19	741.91	0.00	816.10
Canadian Imperial Bank of Commerce 5.926% 02 Oct 2026 (CUSIP:13607LWT6)	275,000.00	10/02/24	5.80%	4,028.86	1,358.04	0.00	5,386.90
Caterpillar Financial Services Corp 4.8% 06 Jan 2026 (CUSIP:14913R3B1)	500,000.00	01/06/25	4.80%	11,666.67	2,000.00	12,000.00	1,666.67
Cisco Systems Inc 4.8% 26 Feb 2027 (CUSIP:17275RBQ4)	325,000.00	08/26/24	4.76%	5,416.67	1,300.00	0.00	6,716.67
Citibank NA 5.438% 30 Apr 2026 (CUSIP:17325FBF4)	255,000.00	10/30/24	5.39%	2,349.67	1,155.58	0.00	3,505.25
Citibank NA 5.864% 29 Sep 2025 (CUSIP:17325FBA5)	255,000.00	09/29/24	5.81%	3,821.37	1,246.10	0.00	5,067.47
Cooperat Rabobank UA/NY 5.50% 18 Jul 2025 (CUSIP:21688AAW2)	305,000.00	01/18/25	5.48%	16,311.32	3,002.08	18,707.64	605.76
Credit Agricole SA 5.134% 11 Mar 2027 (CUSIP:22534PAH6)	515,000.00	09/11/24	5.09%	8,078.92	2,203.34	0.00	10,282.26
Diageo Capital PLC 5.375% 05 Oct 2026 (CUSIP:25243YBK4)	315,000.00	10/05/24	5.31%	4,044.69	1,410.93	0.00	5,455.62
Eli Lilly & Co 4.5% 09 Feb 2027 (CUSIP:532457CJ5)	335,000.00	08/09/24	4.50%	5,946.25	1,256.25	0.00	7,202.50
Goldman Sachs Bank USA/New York NY Variable 5.414% 21 May 2027 (CUSIP:38151LAG5)	415,000.00	11/21/24	5.38%	2,496.46	1,872.34	0.00	4,368.80
Home Depot Inc/The 4.95% 30 Sep 2026 (CUSIP:437076CV2)	115,000.00	09/30/24	4.91%	1,438.94	474.37	0.00	1,913.31

Income Accrual on July 31, 2024 (continued)

	Number of Shares	Ex Date Pay Date	Annual Rate	Beginning Accrual	Income Earned	Income Received	Ending Accrual
<i>US Credit (continued)</i>							
Honeywell International 4.65% 30 Jul 2027 (CUSIP:438516CX2)	310,000.00		4.63%	0.00	0.00	0.00	0.00
Hormel Foods Corp 4.8% 30 Mar 2027 (CUSIP:440452AK6)	170,000.00	09/30/24	4.77%	2,561.33	680.00	0.00	3,241.33
John Deere Capital Corp 4.85% 05 Mar 2027 (CUSIP:24422EXM6)	420,000.00	09/05/24	4.82%	6,450.50	1,697.50	0.00	8,148.00
JPMorgan Chase & Co Variable 4.08% 26 Apr 2026 (CUSIP:46647PCZ7)	350,000.00	10/26/24	4.12%	6,630.00	2,125.00	4,986.67	3,768.33
JPMorgan Chase & Co Variable 4.979% 22 Jul 2028 (CUSIP:46647PEL6)	340,000.00	01/22/25	4.95%	0.00	423.22	0.00	423.22
Linde Inc 4.7% 05 Dec 2025 (CUSIP:53522KAB9)	505,000.00	12/05/24	4.71%	1,714.19	1,977.92	0.00	3,692.11
MassMutual Global Funding II 4.15% 26 Aug 2025 (CUSIP:57629WDK3)	260,000.00	08/26/24	4.18%	3,746.53	899.17	0.00	4,645.70
MassMutual Global Funding II 5.1% 09 Apr 2027 (CUSIP:57629W4S6)	515,000.00	10/09/24	5.03%	5,982.59	2,188.75	0.00	8,171.34
Mercedes-Benz Finance North America LLC 4.8% 11 Jan 2027 (CUSIP:58769JAO0)	250,000.00	01/11/25	4.78%	5,666.67	1,000.00	6,000.00	666.67
Mercedes-Benz Finance North America LLC 5.2% 03 Aug 2026 (CUSIP:58769JAK3)	275,000.00	08/03/24	5.15%	5,878.89	1,191.67	0.00	7,070.56
Metropolitan Life Global Funding I 5.05% 11 Jun 2027 (CUSIP:592179KL8)	375,000.00	12/11/24	4.99%	1,052.09	1,578.12	0.00	2,630.21
Met Tower Global Funding 3.7% 13 Jun 2025 (CUSIP:58989V2E3)	330,000.00	12/13/24	3.75%	610.50	1,017.50	0.00	1,628.00
Morgan Stanley 3.125% 27 Jul 2026 (CUSIP:61761J3R8)	200,000.00	01/27/25	3.23%	2,673.61	520.83	3,125.00	69.44
Morgan Stanley 4% 23 Jul 2025 (CUSIP:6174468C6)	235,000.00	01/23/25	4.05%	4,125.56	783.33	4,700.00	208.89

Income Accrual on July 31, 2024 (continued)

	Number of Shares	Ex Date Pay Date	Annual Rate	Beginning Accrual	Income Earned	Income Received	Ending Accrual
<i>US Credit (continued)</i>							
Morgan Stanley Variable 5.652% 13 Apr 2028 (CUSIP:61747YFP5)	90,000.00	10/13/24	5.55%	1,017.36	423.90	0.00	1,441.26
National Australia Bank Ltd/New York 4.966% 12 Jan 2026 (CUSIP:63253QAA2)	450,000.00	01/12/25	4.95%	10,490.67	1,862.25	11,173.50	1,179.42
National Rural Util Coop 4.8% 05 Feb 2027 (CUSIP:63743HFM9)	510,000.00	08/05/24	4.77%	9,928.00	2,040.00	0.00	11,968.00
Nestle Hldgs Inc Note 4.000% 9/12/25 (CUSIP:641062BA1)	0.00			2,240.56	20.55	2,261.11	0.00
New York Life Global Fdg 5.45% 18 Sep 2026 (CUSIP:64953BBF4)	500,000.00	09/18/24	5.37%	7,796.53	2,270.83	0.00	10,067.36
Northwestern Mutual GBLB 5.07% 25 Mar 2027 (CUSIP:66815L2R9)	175,000.00	09/25/24	5.00%	2,366.00	739.38	0.00	3,105.38
PACCAR Financial Corp 5.2% 09 Nov 2026 (CUSIP:69371RS72)	190,000.00	11/09/24	5.13%	1,427.11	823.33	0.00	2,250.44
Pacific Life Global Fdg li Med 144a Nt 5.5 28 Aug 2026 (CUSIP:6944PL2W8)	90,000.00	08/28/24	5.42%	1,691.25	412.50	0.00	2,103.75
PepsiCo Inc 5.125% 10 Nov 2026 (CUSIP:713448FW3)	145,000.00	11/10/24	5.06%	1,052.76	619.27	0.00	1,672.03
PNC Financial Services 5.671% 28 Oct 2025 (CUSIP:693475BH7)	160,000.00	10/28/24	5.67%	1,587.88	756.13	0.00	2,344.01
PNC Financial Services Group Inc/The Variable 4.758% 26 Jan 2027 (CUSIP:693475BL8)	35,000.00	01/26/25	4.79%	717.00	138.78	832.65	23.13
Pricoa Global Funding I 4.2% 28 Aug 2025 (CUSIP:74153WCR8)	155,000.00	08/28/24	4.23%	2,224.25	542.50	0.00	2,766.75
Principal Life Global Funding II 5% 16 Jan 2027 (CUSIP:74256LEX3)	225,000.00	01/16/25	4.97%	5,156.25	937.50	5,625.00	468.75
Protective Life Global 4.992% 12 Jan 2027 (CUSIP:74368CBX1)	370,000.00	01/12/25	4.97%	8,670.83	1,539.20	9,235.20	974.83
Protective Life Global 5.366% 06 Jan 2026 (CUSIP:74368CBQ6)	150,000.00	01/06/25	5.34%	3,912.71	670.75	4,024.50	558.96

Income Accrual on July 31, 2024 (continued)

	Number of Shares	Ex Date Pay Date	Annual Rate	Beginning Accrual	Income Earned	Income Received	Ending Accrual
<i>US Credit (continued)</i>							
Roche Holdings Inc 5.265% 13 Nov 2026 (CUSIP:771196CE0)	470,000.00	11/13/24	5.19%	3,299.40	2,062.13	0.00	5,361.53
Royal Bank of Canada 5.2% 20 Jul 2026 (CUSIP:78016FZZ0)	500,000.00	01/20/25	5.16%	11,627.78	2,166.67	13,000.00	794.45
State Street Corp 4.993% 18 Mar 2027 (CUSIP:857477CL5)	210,000.00	09/18/24	4.95%	2,999.96	873.78	0.00	3,873.74
State Street Corp 5.272% 03 Aug 2026 (CUSIP:857477CD3)	380,000.00	08/03/24	5.23%	8,236.04	1,669.46	0.00	9,905.50
State Street Corp Variable 1.746% 06 Feb 2026 (CUSIP:857477BR3)	155,000.00	08/06/24	1.78%	1,090.04	225.52	0.00	1,315.56
State Street Corp Variable 4.857% 26 Jan 2026 (CUSIP:857477BZ5)	55,000.00	01/26/25	4.87%	1,150.16	222.62	1,335.68	37.10
State Street Corp Variable 5.751% 04 Nov 2026 (CUSIP:857477BX0)	100,000.00	11/04/24	5.71%	910.58	479.25	0.00	1,389.83
Sumitomo Mitsui Trust Bank Ltd 5.65% 14 Sep 2026 (CUSIP:86563VBK4)	275,000.00	09/14/24	5.56%	4,618.09	1,294.79	0.00	5,912.88
Svenska Handelsbanken AB 5.125% 28 May 2027 (CUSIP:86959LAQ6)	280,000.00	11/28/24	5.05%	1,315.42	1,195.83	0.00	2,511.25
Texas Instruments Inc 4.6% 08 Feb 2027 (CUSIP:882508CE2)	325,000.00	08/08/24	4.58%	5,938.47	1,245.84	0.00	7,184.31
Toronto-Dominion Bank/The 5.532% 17 Jul 2026 (CUSIP:89115A2S0)	500,000.00	01/17/25	5.47%	12,600.67	2,305.00	13,830.00	1,075.67
Toyota Motor Credit Corp 5% 14 Aug 2026 (CUSIP:89236TKX2)	275,000.00	08/14/24	4.97%	5,232.64	1,145.83	0.00	6,378.47
Unitedhealth Group Inc 4.6% 15 Apr 2027 (CUSIP:91324PEY4)	530,000.00	10/15/24	4.59%	6,772.22	2,031.67	0.00	8,803.89
Wells Fargo Bank NA 4.811% 15 Jan 2026 (CUSIP:94988J6H5)	520,000.00	01/15/25	4.81%	10,979.77	2,084.76	11,952.66	1,111.87
Wells Fargo Bank NA 5.254% 11 Dec 2026 (CUSIP:94988J6F9)	370,000.00	12/11/24	5.19%	1,079.97	1,619.95	0.00	2,699.92
Westpac Banking Corp 5.512% 17 Nov 2025 (CUSIP:961214FL2)	0.00			3,065.28	1,114.65	4,179.93	0.00

Income Accrual on July 31, 2024 (continued)

	Number of Shares	Ex Date Pay Date	Annual Rate	Beginning Accrual	Income Earned	Income Received	Ending Accrual
<i>US Credit (continued)</i>							
Westpac New Zealand Ltd 5.132% 26 Feb 2027 (CUSIP:96122FAB3)	250,000.00	08/26/24	5.09%	4,454.86	1,069.17	0.00	5,524.03
Total US Credit				\$336,652.28	\$91,487.85	\$164,922.42	\$263,217.71
Total Fixed Income				\$652,070.17	\$255,230.35	\$318,618.05	\$588,682.47
Total Accrual				\$653,917.14	\$257,258.05	\$320,465.02	\$590,710.17

Information

IMPORTANT INFORMATION FOR ALL REGIONS BANK CUSTOMERS:

WE ENCOURAGE YOU TO CONTACT YOUR TRUST ADVISOR OR RELATIONSHIP MANAGER IF YOUR FINANCIAL OBJECTIVES CHANGE OR IF YOU WANT TO DISCUSS THE INVESTMENT OBJECTIVES OF YOUR ACCOUNT. TRUST SERVICES ARE PROVIDED THROUGH REGIONS PRIVATE WEALTH MANAGEMENT OR INSTITUTIONAL SERVICES, A BUSINESS UNIT WITHIN REGIONS BANK. INVESTMENTS IN SECURITIES, INSURANCE AND ANNUITY PRODUCTS: ARE NOT FDIC INSURED, ARE NOT A DEPOSIT, ARE NOT BANK GUARANTEED, ARE NOT INSURED BY ANY FEDERAL GOVERNMENT AGENCY, MAY GO DOWN IN VALUE, AND ARE NOT A CONDITION OF ANY BANKING ACTIVITY.

INVESTMENT PRODUCTS AND FEES/REVENUE-SHARING DISCLOSURES

REGIONS PRIVATE WEALTH MANAGEMENT OR INSTITUTIONAL SERVICES MAY INVEST IN INVESTMENT PRODUCTS NOT AFFILIATED WITH REGIONS BANK OR ITS AFFILIATES. REGIONS BANK MAY RECEIVE 12B-1 FEES AND/OR ANNUAL REVENUE SHARING FEES FROM THE USE OF THESE INVESTMENT PRODUCTS IN ITS CUSTOMERS' ACCOUNTS. THE 12B-1 FEES RECEIVED BY REGIONS BANK VARY BY INVESTMENT PRODUCT AND IN NO CIRCUMSTANCES EXCEED .75% OF THE AVERAGE DAILY NET ASSETS INVESTED IN ANY PRODUCT; IN MOST CIRCUMSTANCES THE FEE IS .25% OR LESS. ANNUAL REVENUE SHARING FEES OF UP TO .15% OF THE MARKET VALUE OF THE ASSETS INVESTED IN CERTAIN MONEY MARKET MUTUAL FUNDS ARE PAID DIRECTLY TO REGIONS BANK FROM THE INVESTMENT PROVIDER. IN THE EVENT AN ACCOUNT HAS BEEN TERMINATED AND FORMALLY CLOSED, AN ADMINISTRATIVE FEE OF UP TO \$50 FOR PROCESSING EACH CLASS ACTION SETTLEMENT PAYMENT OR ANY OTHER CASH RECEIPT WILL BE CHARGED.

MARKET VALUES AND ESTIMATED INCOME FIGURES ARE NOT GUARANTEED BUT DO COME FROM RELIABLE SOURCES.

FOR SECURITIES TRADED ON A MAJOR EXCHANGE, MARKET VALUES ARE PRICED AS OF THE STATEMENT DATE AS PROVIDED BY VARIOUS PRICING SERVICES. THE METHOD AND FREQUENCY OF PRICING ASSETS NOT TRADED ON MAJOR EXCHANGES VARIES DEPENDING ON THE TYPE OF ASSETS; THEREFORE, THE PRICE SHOWN ON YOUR STATEMENT MAY NOT BE A CURRENT VALUE AS OF THE STATEMENT DATE. WE CANNOT GUARANTEE THEIR ACCURACY OR THAT THE ASSETS CAN BE BOUGHT OR SOLD FOR THESE PRICES. FOR MORE DETAILED INFORMATION REGARDING FEES, PLEASE CONSULT THE FUND PROSPECTUS OR CONTACT YOUR TRUST ADVISOR OR RELATIONSHIP MANAGER.

IMPORTANT INFORMATION FOR RETIREMENT SERVICES ACCOUNTS:

REGIONS MAY RECEIVE 12B-1, SHAREHOLDER SERVICE FEES AND/OR SUB-TRANSFER AGENT FEES FROM THE FUNDS OF UP TO .75% OF THE MARKET VALUE OF PLAN ASSETS INVESTED IN THE FUND PAYING SUCH FEES. REGIONS MAY RECEIVE A FINDER'S FEE IN AN AMOUNT UP TO 1.00% OF THE VALUE OF NEW PURCHASES IN A FUND WHERE THE PLAN'S INVESTMENT IN THE FUND EXCEEDS A SPECIFIC DOLLAR AMOUNT DETERMINED BY THE FUND FAMILY. REGIONS MAY RECEIVE AN ANNUAL REVENUE SHARING FEE FROM THE FUND DISTRIBUTOR OF UP TO .15% OF THE MARKET VALUE OF PLAN ASSETS INVESTED IN THE FUND. PERCENTAGES DESCRIBE FEES THAT ARE CALCULATED AS AN ANNUAL PERCENTAGE OF THE ASSETS INVESTED BY REGIONS CLIENTS IN THE PARTICULAR FUND OR FUND FAMILY. 12B-1, SUB-TRANSFER AGENT AND SHAREHOLDER SERVICE FEES ARE PAID OUT OF THE ASSETS OF THE MUTUAL FUNDS; REVENUE SHARING AND FINDERS FEES ARE NOT CHARGED AGAINST MUTUAL FUND ASSETS.

REGIONS TRUST CASH SWEEP (RTCS) DISCLOSURE

UNLESS YOU HAVE INSTRUCTED US TO USE A THIRD-PARTY SHORT TERM INVESTMENT VEHICLE TO HOLD CASH IN THE ACCOUNT, WE USE ONE OF THE REGIONS TRUST CASH SWEEP FUNDS ("RTCS") TO ENSURE THAT ALL CASH IN THE ACCOUNT IS INVESTED DAILY. AS INVESTMENTS IN THE ACCOUNT GENERATE CASH, THIS CASH IS AUTOMATICALLY SWEEPED INTO RTCS EACH DAY WHERE THE CASH EARNS INTEREST RATHER THAN SITTING IDLE BEFORE BEING DISTRIBUTED OR REINVESTED. EACH RTCS FUND PAYS INTEREST IN ACCORDANCE WITH THE DISCLOSURE PROVIDED

Information (continued)

TO YOU AT THE TIME THE FUND WAS SELECTED. THE INVESTMENT OBJECTIVE OF RTCS IS TO PRODUCE CURRENT INCOME WITH LIQUIDITY AND STABLE PRINCIPAL. RTCS IS AN FDIC-INSURED DEPOSIT IN REGIONS BANK. BALANCES IN EXCESS OF THE STANDARD MAXIMUM INSURED AMOUNT (GENERALLY \$250,000) MAY OR MAY NOT BE COLLATERALIZED BY MARKETABLE SECURITIES SEGREGATED BY REGIONS BANK FOR PURPOSES OF SECURING THESE DEPOSITS, DEPENDING UPON THE PARTICULAR RTCS FUND SELECTED. THERE ARE NO SEPARATE MANAGEMENT FEES ASSOCIATED WITH RTCS. THE ACCOUNT FEES BASED ON THE TOTAL MARKET VALUE OF THE ACCOUNT WILL INCLUDE THE RTCS ASSETS IN THE CALCULATION. AS BANKING PRODUCTS CHANGE, REGIONS BANK MAY CHANGE THE TYPE OF DEPOSIT OR ACCOUNT WE USE FOR THE RTCS. WE WILL NOTIFY YOU IF ANY CHANGE IS A MATERIAL CHANGE.

IMPORTANT INFORMATION FOR RESPONSIBLE PLAN FIDUCIARIES, RETIREMENT PLAN SPONSORS, IRA OWNERS AND INVESTMENT MANAGERS

IF YOU ARE A RESPONSIBLE PLAN FIDUCIARY, A RETIREMENT PLAN SPONSOR, AN IRA OWNER, OR AN INVESTMENT MANAGER, AND YOU HAVE ALREADY AUTHORIZED THE USE OF REGIONS BANK AS A DEPOSITORY FOR UNINVESTED CASH, THEN IT IS NOT NECESSARY TO TAKE ADDITIONAL ACTION TO APPROVE THE USE OF THE RTCS TO HOLD CASH IN THE RETIREMENT PLAN OR IRA TRUST. HOWEVER, IF YOU DO NOT APPROVE OF THE USE OF THE RTCS, YOU MUST CONTACT YOUR RELATIONSHIP MANAGER OR TRUST ADVISOR TO DESIGNATE ANOTHER SHORT TERM INVESTMENT VEHICLE TO HOLD CASH IN THE ACCOUNT.

COST BASIS REPORTING REQUIREMENTS BEGINNING JANUARY 1, 2011, FOR AGENCY AND CUSTODY ACCOUNTS

THE EMERGENCY ECONOMIC STABILIZATION ACT OF 2008 MANDATED TAX REPORTING CHANGES THAT REQUIRE FINANCIAL INSTITUTIONS TO REPORT THE ADJUSTED COST BASIS OF CERTAIN SOLD SECURITIES, INCLUDING WHETHER THE GAIN OR LOSS IS SHORT OR LONG-TERM, TO THE IRS AND TO CUSTOMERS ON FORM 1099-B.

COVERED VS. NON-COVERED SECURITIES

THE CHANGES ARE BEING ROLLED OUT IN PHASES AS INDICATED BELOW. COVERED SECURITIES ARE THOSE ACQUIRED ON OR AFTER THE DATES SPECIFIED IN THE LEGISLATION. COST BASIS FOR THESE SECURITIES MUST BE REPORTED BY FINANCIAL INSTITUTIONS. SECURITIES ACQUIRED BEFORE THESE DATES ARE NON-COVERED AND FINANCIAL INSTITUTIONS ARE NOT REQUIRED TO REPORT THE COST BASIS. TAXPAYERS ARE RESPONSIBLE FOR ACCURATELY REPORTING COST BASIS ON COVERED AND NON-COVERED SECURITIES TO THE IRS ON THEIR TAX RETURNS.

EQUITIES.....ACQUIRED ON OR AFTER JAN. 1, 2011
 MUTUAL FUNDS, DIVIDEND REINVESTMENT PLANS (DRIPS) AND MOST ETFS.....ACQUIRED ON OR AFTER JAN. 1, 2012
 SIMPLE DEBT INSTRUMENTS AND OPTIONS.....ACQUIRED ON OR AFTER JAN. 1, 2014
 DEBT INSTRUMENTS WITH COMPLEX FEATURES.....ACQUIRED ON OR AFTER JAN. 1, 2016

TAX LOT SELECTION METHOD

THE IRS REQUIRES THE USE OF A DEFAULT COST BASIS METHOD FOR CALCULATING GAINS AND LOSSES UNLESS A CLIENT OR ADVISOR ACTING ON THE CLIENT'S BEHALF CHOOSES ANOTHER METHOD. FOR EQUITIES, THE IRS DEFAULT SELECTION METHOD IS FIRST IN, FIRST OUT (FIFO). HOWEVER, PRIOR TO OCTOBER 1, 2017, REGIONS' DEFAULT SELECTION METHOD WAS LONG TERM, HIGH COST UNLESS THE CLIENT REQUESTED A DIFFERENT DEFAULT METHOD. EFFECTIVE OCTOBER 1, 2017, REGIONS' DEFAULT SELECTION METHOD IS MINIMIZE GAIN UNLESS THE CLIENT DIRECTS OTHERWISE. IF A CLIENT DESIRES A DIFFERENT DEFAULT SELECTION METHOD THAN MINIMIZE GAIN, THE CLIENT SHOULD CONTACT

Information (continued)

THEIR TRUST ADVISOR. CLIENTS CAN CHANGE THE DEFAULT SELECTION METHOD OR OVERRIDE IT FOR A SPECIFIC TRADE. AN ALTERNATE DEFAULT SELECTION METHOD MUST BE SPECIFIED EITHER AT THE TIME OF THE TRADE OR THROUGH A STANDING ORDER; HOWEVER, ONCE THE TRADE SETTLES, THE METHOD USED WILL BE FINAL AND CANNOT BE CHANGED.

FORM 1099-B

FINANCIAL INSTITUTIONS ARE REQUIRED TO INCLUDE COST BASIS, ACQUISITION DATE, WASH SALE DISALLOWED LOSS, AND HOLDING PERIOD INFORMATION FOR COVERED SECURITIES ON FORM 1099-B.

TRADE REQUESTS

REGIONS WEALTH MANAGEMENT PERFORMS TRADE REQUESTS AS AN ACCOMMODATION ONLY. REGIONS WEALTH MANAGEMENT ALLOWS THE USE OF ELECTRONIC COMMUNICATION (I.E., FAX OR EMAIL OR VOICEMAIL) BY ANY CUSTOMER TO REQUEST, AUTHORIZE OR EFFECT THE PURCHASE OR SALE OF SECURITIES. WE DO NOT GUARANTEE THAT ANY SUCH REQUEST WILL BE TIMELY PROCESSED. REGIONS WEALTH MANAGEMENT SHALL NOT BE RESPONSIBLE FOR CARRYING OUT SUCH ORAL OR WRITTEN (INCLUDING ELECTRONIC) INSTRUCTIONS UNTIL WE HAVE ACKNOWLEDGED RECEIPT OF SUCH INSTRUCTIONS.

ANNUAL NOTICE OF FEDERAL WITHHOLDING TAX ON PERIODIC PAYMENTS

IT IS NOT NECESSARY TO CONTACT REGIONS IF YOU DO NOT WISH TO MAKE A CHANGE IN THE AMOUNT CURRENTLY BEING WITHHELD. IF FEDERAL INCOME TAXES HAVE BEEN WITHHELD FROM THE PENSION PAYMENTS YOU ARE RECEIVING AND IF YOU DO NOT WISH TO HAVE TAXES WITHHELD, YOU SHOULD COMPLETE AN IRS FORM W-4P AND SUBMIT IT TO YOUR ACCOUNT RELATIONSHIP MANAGER. HOWEVER, IF YOU ELECT NOT TO HAVE WITHHOLDING APPLY TO YOUR PENSION PAYMENTS, OR IF YOU DO NOT HAVE ENOUGH FEDERAL INCOME TAX WITHHELD FROM YOUR PENSION PAYMENTS, YOU MAY BE RESPONSIBLE FOR PAYMENT OF ESTIMATED TAX. YOU MAY INCUR PENALTIES UNDER THE ESTIMATED TAX RULES IF YOUR WITHHOLDING AND ESTIMATED TAX PAYMENTS ARE NOT SUFFICIENT. IF FEDERAL INCOME TAXES ARE NOT BEING WITHHELD FROM YOUR PENSION PAYMENTS BECAUSE YOU HAVE ELECTED NOT TO HAVE WITHHOLDING APPLY AND IF YOU WISH TO REVOKE THAT ELECTION AND HAVE FEDERAL INCOME TAXES WITHHELD FROM YOUR PENSION PAYMENTS, YOU SHOULD COMPLETE AN IRS FORM W-4P AND SUBMIT TO YOUR RELATIONSHIP MANAGER. THESE FORMS MAY BE OBTAINED FROM THE INTERNAL REVENUE SERVICE WEBSITE, IRS.GOV (SELECT THE MORE FORMS AND PUBLICATIONS TAB AND FOLLOW THE INSTRUCTIONS TO FORM W-4P), OR BY CALLING THE IRS AT 1-800-829-1040. YOU MAY ALSO CONTACT YOUR ACCOUNT RELATIONSHIP MANAGER AND THEY WILL MAIL YOU THE FORM. IF YOU WISH TO CHANGE PREVIOUS ELECTION, PLEASE COMPLETE AND MAIL TO YOUR ACCOUNT RELATIONSHIP MANAGER. YOU SHOULD INDICATE ON FORM W-4P YOUR NAME, SOCIAL SECURITY NUMBER AND THE COMPANY FROM WHICH YOU ARE RETIRED, AS WELL AS YOUR WITHHOLDING ELECTION.

NOTICE OF LIMITATIONS PERIOD FOR BREACH OF TRUST ACTIONS

THIS NOTICE, AS WELL AS ANY EARLIER OR OTHER COMMUNICATION CONTAINING SUCH INFORMATION, SERVES TO ALERT PERSONS OR ENTITIES WITH AN INTEREST IN THIS ACCOUNT THAT (i) IN MANY STATES, INCLUDING THOSE LISTED BELOW, STATUTES OF LIMITATIONS PROVIDE THAT A BENEFICIARY OF A TRUST MAY NOT COMMENCE A PROCEEDING AGAINST A TRUSTEE FOR BREACH OF TRUST MORE THAN A CERTAIN PERIOD AFTER THE DATE THAT THE BENEFICIARY OR REPRESENTATIVE OF THE BENEFICIARY WAS SENT A REPORT* DISCLOSING ADEQUATE INFORMATION TO ALERT THE BENEFICIARY OR REPRESENTATIVE OF THE EXISTENCE OF A POTENTIAL CLAIM FOR BREACH OF TRUST; (ii) THIS STATEMENT IS A REPORT WITHIN THE MEANING OF SUCH STATUTES AS TO ALL INFORMATION CONTAINED HEREIN, INCLUDING, WITHOUT LIMITATION, THE COMPENSATION RECEIVED BY REGIONS BANK AND ITS AFFILIATES, INVESTMENTS MADE, HELD OR DISPOSED OF AND DISBURSEMENTS AND DISTRIBUTIONS MADE ON BEHALF OF THIS ACCOUNT; AND (iii) ANY PERSON OBJECTING TO ANY MATTER DISCLOSED IN THIS STATEMENT MAY BE

Information (continued)

REQUIRED BY SUCH STATUTES TO COMMENCE A PROCEEDING AGAINST REGIONS BANK WITHIN THE TIME ALLOWED BY LAW IN ORDER TO PRESERVE HIS, HER OR ITS RIGHTS TO BRING LEGAL ACTION RELATING TO SUCH OBJECTION. AN ACTION FOR BREACH OF TRUST BASED ON MATTERS DISCLOSED IN A TRUST ACCOUNTING OR OTHER WRITTEN REPORT OF THE TRUSTEE MAY BE SUBJECT TO A SPECIFIC STATUTE OF LIMITATIONS FROM THE SENDING OR RECEIPT OF THE TRUST ACCOUNTING OR OTHER WRITTEN REPORT, BASED ON THE PARTICULARS OF THE STATE STATUTE. ALSO, IN CERTAIN STATES (MARKED BELOW WITH [*]), THE EFFECT OF TRIGGERING THE STATUTE OF LIMITATIONS MAY POSSIBLY APPLY ONLY TO A STATEMENT OR REPORT THAT IS FINAL OR AT THE TERMINATION OF THE TRUST OR BENEFICIARY RELATIONSHIP. IN A STATE MARKED BELOW WITH [**], THE STATUTE OF LIMITATIONS MAY VARY, ACCORDING TO THE DATE THE TRUSTEESHIP WAS ACCEPTED OR THE DATE THE TRUST BECAME IRREVOCABLE. PLEASE NOTE THAT THE TIME ALLOWED FOR COMMENCING A PROCEEDING CONSISTS OF THE FOLLOWING PERIOD UNDER APPLICABLE STATE LAW: 6 MONTHS (FL); 1 YEAR (AR, MS, MO, SC, TN, IA, KY); 2 YEARS (AL, IL** GA, LA); 3 YEARS (IL**, IN*); 4 YEARS (TX); 5 YEARS (NC*). ADDITIONALLY, ACCOUNTS FOR WHICH REGIONS SERVES AS AGENT FOR AN INDIVIDUAL OR ENTITY AS PRINCIPAL, WHETHER THE PRINCIPAL SERVES IN AN INDIVIDUAL OR FIDUCIARY CAPACITY, LIKEWISE ARE SUBJECT TO APPLICABLE STATUTES OF LIMITATION. THIS STATEMENT, AS WELL AS ANY EARLIER OR OTHER COMMUNICATION CONTAINING SUCH INFORMATION, IS NOTICE AS TO ALL INFORMATION CONTAINED HEREIN, AND THE PRINCIPAL MAY BE REQUIRED BY SUCH STATUTES TO COMMENCE A PROCEEDING AGAINST REGIONS BANK WITHIN THE TIME ALLOWED BY LAW IN ORDER TO PRESERVE HIS, HER OR ITS RIGHTS TO BRING LEGAL ACTION RELATING TO ANY MATTER DISCLOSED IN THIS STATEMENT. THIS NOTICE IS FOR INFORMATIONAL PURPOSES ONLY AND IS NOT LEGAL ADVICE; PLEASE CONSULT YOUR ATTORNEY REGARDING ANY QUESTIONS ABOUT WHICH STATE LAW IS APPLICABLE AND ITS EFFECT.

S&P FIXED INCOME ASSET RATINGS:

REGARDING ANY PRESENTATION OF ASSET RATING INFORMATION PROVIDED BY STANDARD & POORS WITHIN THIS DOCUMENT, ALL INFORMATION IS COPYRIGHT © 2022, S&P GLOBAL MARKET INTELLIGENCE (AND ITS AFFILIATES AS APPLICABLE). REPRODUCTION OF ANY INFORMATION, OPINIONS, VIEWS, DATA OR MATERIAL, INCLUDING RATINGS (“CONTENT”) IN ANY FORM IS PROHIBITED EXCEPT WITH THE PRIOR WRITTEN PERMISSION OF THE RELEVANT PARTY. SUCH PARTY, ITS AFFILIATES AND SUPPLIERS (“CONTENT PROVIDERS”) DO NOT GUARANTEE THE ACCURACY, ADEQUACY, COMPLETENESS, TIMELINESS OR AVAILABILITY OF ANY CONTENT AND ARE NOT RESPONSIBLE FOR ANY ERRORS OR OMISSIONS (NEGLIGENT OR OTHERWISE), REGARDLESS OF THE CAUSE, OR FOR THE RESULTS OBTAINED FROM THE USE OF SUCH CONTENT. IN NO EVENT SHALL CONTENT PROVIDERS BE LIABLE FOR ANY DAMAGES, COSTS, EXPENSES, LEGAL FEES, OR LOSSES (INCLUDING LOST INCOME OR LOST PROFIT AND OPPORTUNITY COSTS) IN CONNECTION WITH ANY USE OF THE CONTENT. A REFERENCE TO A PARTICULAR INVESTMENT OR SECURITY, A RATING OR ANY OBSERVATION CONCERNING AN INVESTMENT THAT IS PART OF THE CONTENT IS NOT A RECOMMENDATION TO BUY, SELL OR HOLD SUCH INVESTMENT OR SECURITY, DOES NOT ADDRESS THE SUITABILITY OF AN INVESTMENT OR SECURITY AND SHOULD NOT BE RELIED ON AS INVESTMENT ADVICE. CREDIT RATINGS ARE STATEMENTS OF OPINIONS AND ARE NOT STATEMENTS OF FACT.

PERFORMANCE:

PERFORMANCE INFORMATION IS PROVIDED FOR THE SOLE USE OF THE INDIVIDUAL(S) IT IS PRESENTED TO. PERFORMANCE RESULTS CONTAINED IN THIS STATEMENT REFLECTS TRADING IN YOUR ACCOUNT(S) AND IS FOR INFORMATIONAL PURPOSES ONLY. RETURNS ARE CALCULATED USING A THIRD-PARTY VENDOR, SEI. PERFORMANCE INFORMATION MAY NOT REFLECT PERFORMANCE OF ALL ASSETS REFLECTED ON THIS STATEMENT AS SOME ASSETS MAY NOT BE SUBJECT TO OUR DISCRETIONARY AUTHORITY REGARDING INVESTMENT DECISIONS AND MAY BE EXCLUDED FROM THE INVESTMENT PERFORMANCE CALCULATIONS. FACTORS IMPACTING THE RETURNS INCLUDE INDIVIDUAL CLIENT RISK TOLERANCE,

Information (continued)

RESTRICTIONS A CLIENT MAY PLACE ON THE ACCOUNT, INVESTMENT OBJECTIVES, CHOICE OF BROKER/DEALER OR CUSTODIANS, AS WELL AS OTHER FACTORS. YOUR ACCOUNT(S) PERFORMANCE MAY DIFFER FROM THAT OF OTHER CLIENTS DUE TO, AMONG OTHER THINGS, COMMISSION, TIMING OF ORDER ENTRY, OR THE MANNER IN WHICH THE TRADES WERE EXECUTED. THE INFORMATION PRESENTED HAS BEEN OBTAINED FROM SOURCES BELIEVED TO BE ACCURATE AND RELIABLE. REGIONS CANNOT GUARANTEE THE ACCURACY OR COMPLETENESS OF SUCH INFORMATION AND ASSUMES NO LIABILITY FOR DAMAGES RESULTING FROM OR ARISING OUT OF THE USE OF SUCH INFORMATION. FOR PRIVATE WEALTH AND INSTITUTIONAL SERVICES ACCOUNTS PERFORMANCE IS PRESENTED AS NET OF FEES PERFORMANCE, THEREBY FEES (AND TRADING COMMISSIONS) ARE REFLECTED IN THE DATA. THE FEE SCHEDULE IS DESCRIBED IN YOUR INVESTMENT MANAGEMENT CONTRACT.

PAST PERFORMANCE IS NOT INDICATIVE OF FUTURE RETURNS. CURRENT PERFORMANCE MAY BE LOWER OR HIGHER THAN THE PERFORMANCE DATA PRESENTED. THE INVESTMENT RETURN AND PRINCIPAL VALUE OF AN INVESTMENT WILL FLUCTUATE SO THAT, WHEN REDEEMED, IT MAY BE WORTH MORE OR LESS THAN THE ORIGINAL VALUE. IT SHOULD NOT BE ASSUMED THAT RECOMMENDATIONS MADE IN THE FUTURE WILL BE PROFITABLE OR WILL EQUAL THE PERFORMANCE OF THE SECURITIES PRESENTED HEREIN. SECURITIES ARE NOT FDIC INSURANCE, HAVE NO BANK GUARANTEE, AND MAY LOSE VALUE.

TRADE ERROR CORRECTION:

FROM TIME TO TIME ERRORS MAY OCCUR IN THE EXECUTION OF TRADES FOR YOUR ACCOUNT. WHEN RESPONSIBLE FOR SUCH AN ERROR, REGIONS WILL NOTIFY YOU AND WILL CORRECT ANY ERROR AS SOON AS ADMINISTRATIVELY FEASIBLE BY ADDRESSING ANY LOSSES AND PUTTING YOUR ACCOUNT INTO THE SAME POSITION AS IF THE ERROR HAD NOT OCCURRED. WHERE ADMINISTRATIVELY FEASIBLE, ANY GAINS RESULTING FROM THE ERROR MAY BE RETAINED IN YOUR ACCOUNT. TRADING ERRORS WILL NOT OTHERWISE BE REFLECTED IN YOUR STATEMENT IF CORRECTED WITHIN 30 DAYS OR WITHIN THE SAME MONTHLY STATEMENT CYCLE.

Information (continued)

This page intentionally left blank.

Account Statement

July 1, 2024 - July 31, 2024

CITY OF DORAL STORM WATER ACCOUNT



Your Relationship Team

Relationship Consultant: JANET H RICARDO 904 565 7973 janet.ricardo@regions.com

Accounts Included In This Statement

██████████ CITY OF DORAL STORM WATER ACCOUNT

MATILDE MENENDEZ
CITY OF DORAL
8401 NW 53RD TERRACE
DORAL, FL 33166
United States

This page intentionally left blank.

Table of Contents

Schedules	Page
Balance Sheet.....	5
Overview of Your Account.....	6
Portfolio Analysis.....	7
Portfolio Holdings.....	8
Purchases.....	24
Realized Gains and Losses.....	26
Contributions and Receipts.....	43
Distributions and Disbursements.....	44
Fees and Expenses.....	45
Income Received.....	46
Other Income and Capital Gain Distributions.....	54
Security Transactions.....	55
Income Accrual.....	56
Information.....	68

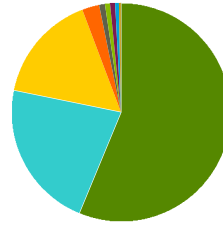
This page intentionally left blank.

Balance Sheet on July 31, 2024

	As of June 30, 2024		As of July 31, 2024		% of Account
	Market Value	Cost Basis	Market Value	Cost Basis	
Cash and Equivalents					
Cash	0.00	0.00	-39,998.80	-39,998.80	0.00%
Cash Equivalents	82,211.00	82,211.00	51,414.70	51,414.70	0.54%
Accrued Income	81,432.86	81,432.86	80,515.71	80,515.71	0.84%
Total Cash and Equivalents	\$163,643.86	\$163,643.86	\$91,931.61	\$91,931.61	1.38%
Fixed Income					
US Government	5,366,467.45	5,403,575.61	5,394,771.75	5,381,892.60	56.29%
Agency MBS	72,820.43	77,579.32	71,519.47	75,580.02	0.75%
CMO	82,228.82	86,385.50	76,699.43	80,309.65	0.80%
CMBS	174,620.57	174,688.34	238,879.38	237,850.00	2.49%
Consumer ABS	1,548,201.17	1,554,648.79	1,530,672.30	1,529,362.21	15.97%
Commercial ABS	32,899.74	33,381.88	31,923.64	32,162.52	0.33%
US Credit	1,994,120.42	2,038,589.30	2,106,959.57	2,105,022.25	21.99%
Total Fixed Income	\$9,271,358.60	\$9,368,848.74	\$9,451,425.54	\$9,442,179.25	98.62%
	\$9,435,002.46	\$9,532,492.60	\$9,543,357.15	\$9,534,110.86	100.00%

Overview of Your Account - [REDACTED] CITY OF DORAL STORM WATER ACCOUNT
Investment Objective Directed Retention of Assets
Asset allocation on July 31, 2024

	Market value (\$)	Percent
■ US Government	5,394,771.75	56%
■ US Credit	2,106,959.57	22%
■ Consumer ABS	1,530,672.30	16%
■ CMBS	238,879.38	2%
■ Accrued Income	80,515.71	1%
■ CMO	76,699.43	1%
■ Agency MBS	71,519.47	1%
■ Cash Equivalents	51,414.70	1%
■ Other	31,923.64	0%
Subtotal	\$9,583,355.95	100%
Cash Processing / Liability	-39,998.80	
Total of your account	\$9,543,357.15	



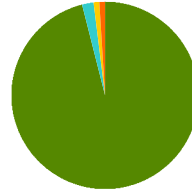
Only the top 8 holding sectors are represented.

Activity Summary

	This Period	Year to Date
Beginning Market Value	9,435,002.46	9,067,449.06
Contributions/Receipts	4,307.55	17,555.49
Distributions/Disbursements	-4,307.55	-17,555.49
Fees/Expenses	0.00	0.00
Dividends	292.40	2,376.01
Interest	30,371.68	269,423.55
Other Income/Capital Gain Distributions	0.00	0.00
Security Transactions	0.00	0.00
Realized Gain/Loss	-2,999.50	-97,783.33
Net Interest Bought & Sold	4,307.55	15,001.63
Change in Accrual	-917.15	15,992.48
Cost Adjustments	530.88	597.21
Net Change in Unrealized Gain/Loss	76,768.83	270,300.54
Market Value on Jul 31, 2024	\$9,543,357.15	\$9,543,357.15

Portfolio Analysis - [REDACTED] CITY OF DORAL STORM WATER ACCOUNT
Geographic Concentration

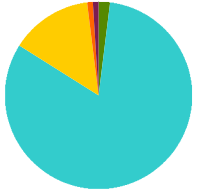
	Market Value (\$)	Percent
■ US	9,199,918.06	96%
■ Canada	182,115.20	2%
■ Europe Ex UK	70,503.30	1%
■ Asia Ex Japan	60,570.00	1%
■ Japan	30,250.59	0%
Total of Your Portfolio	\$9,543,357.15	100%



The data in the quadrant above represents the concentration of assets in your portfolio by geographic region. Source: Bloomberg, Extel, ICE

Bond Maturity

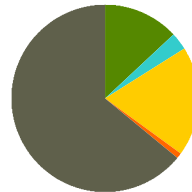
	Market Value (\$)	Percent
■ Less than 1 Year	193,029.67	2%
■ 1 to 3 Years	7,753,152.12	82%
■ 3 to 5 Years	1,357,024.85	14%
■ 7 to 10 Years	49,167.47	1%
■ 10 to 15 Years	22,352.00	0%
■ 15 to 20 Years	7,340.42	0%
■ Over 30 Years	69,359.01	1%
Total of Your Portfolio	\$9,451,425.54	100%



The data in the quadrant above represents the concentration of bonds in your portfolio by maturity date. Source: Bloomberg, Extel, ICE

Bond Quality Ratings

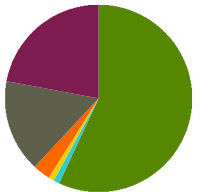
	Market Value (\$)	Percent
■ AAA	1,232,676.65	13%
■ AA	267,782.48	3%
■ A	1,760,569.47	19%
■ BBB	58,884.56	1%
■ All Others	6,131,512.38	64%
Total of Your Portfolio	\$9,451,425.54	100%



The data in the quadrant above represents the concentration of bonds in your portfolio by S&P credit rating. Source: ICE

Fixed Income Sector Analysis

	Market Value (\$)	Percent
■ US Government	5,394,771.75	57%
■ Agency MBS	71,519.47	1%
■ CMO	76,699.43	1%
■ CMBS	238,879.38	3%
■ Consumer ABS	1,530,672.30	16%
■ Commercial ABS	31,923.64	0%
■ US Credit	2,106,959.57	22%
Total of Your Portfolio	\$9,451,425.54	100%



The data in the quadrant above represents the concentration of bonds in your portfolio by fixed income sector. Source: RIM Fixed Income Investment

Portfolio Holdings on July 31, 2024

	Number of Shares	Share price	Market Value	Accrued Income	Cost Basis / Unrealized G/L	Est. Ann. Inc. /Yield at Market	% of Account
Cash and Equivalents							
<i>Cash</i>							
US Dollar (CITY OF DORAL STORM WATER ACCOUNT - Capital) - Settled 0.00 - Net Payable/Receivable -39,998.80 (Spot Currency:USD)	-39,998.80	1.00	-39,998.80	0.00	-39,998.80 0.00	0.00	0.00%
Total Cash			-\$39,998.80	\$0.00	-\$39,998.80 \$0.00	\$0.00	0.00%
<i>Cash Equivalents</i>							
Fidelity Government Portfolio (CUSIP:316175108)	51,414.70	1.00	51,414.70	337.99	51,414.70 0.00	2,636.55 5.13%	0.54%
Total Cash Equivalents			\$51,414.70	\$337.99	\$51,414.70 \$0.00	\$2,636.55 5.13%	0.54%
<i>Accrued Income</i>							
Ending Accrual	0.00	1.00	80,515.71	0.00	80,515.71 0.00	0.00	0.84%
Total Accrued Income			\$80,515.71	\$0.00	\$80,515.71 \$0.00	\$0.00	0.84%
Total Cash and Equivalents			\$91,931.61	\$337.99	\$91,931.61 \$0.00	\$2,636.55 2.87%	1.38%
Fixed Income							
<i>US Government</i>							
United States Treasury Note/Bond 3.625% 15 May 2026 (CUSIP:91282CHB0)	395,000.00	98.758	390,094.10	3,034.95	390,972.85 -878.75	14,318.75 3.67%	4.07%
United States Treasury Note/Bond 3.75% 15 Apr 2026 (CUSIP:91282CGV7)	415,000.00	98.965	410,704.75	4,592.21	413,609.38 -2,904.63	15,562.50 3.79%	4.29%
United States Treasury Note/Bond 3.875% 15 Jan 2026 (CUSIP:91282CGE5)	280,000.00	99.117	277,527.60	501.22	279,310.94 -1,783.34	10,850.00 3.91%	2.90%

Portfolio Holdings on July 31, 2024 (continued)

	Number of Shares	Share price	Market Value	Accrued Income	Cost Basis / Unrealized G/L	Est. Ann. Inc. /Yield at Market	% of Account
<i>US Government (continued)</i>							
United States Treasury Note/Bond 4.125% 15 Feb 2027 (CUSIP:91282CKA8)	275,000.00	99.938	274,829.50	5,235.58	273,388.67 1,440.83	11,343.75 4.13%	2.87%
United States Treasury Note/Bond 4.125% 15 Jun 2026 (CUSIP:91282CHH7)	210,000.00	99.66	209,286.00	1,112.40	208,548.05 737.95	8,662.50 4.14%	2.18%
United States Treasury Note/Bond 4% 15 Dec 2025 (CUSIP:91282CGA3)	230,000.00	99.301	228,392.30	1,181.42	228,832.03 -439.73	9,200.00 4.03%	2.38%
United States Treasury Note/Bond 4% 15 Feb 2026 (CUSIP:91282CGL9)	335,000.00	99.316	332,708.60	6,184.62	330,376.37 2,332.23	13,400.00 4.03%	3.47%
United States Treasury Note/Bond 4% 15 Jan 2027 (CUSIP:91282CJT9)	275,000.00	99.613	273,935.75	508.15	275,268.55 -1,332.80	11,000.00 4.02%	2.86%
United States Treasury Note/Bond 4.25% 15 Mar 2027 (CUSIP:91282CKE0)	170,000.00	100.32	170,544.00	2,729.01	168,784.77 1,759.23	7,225.00 4.24%	1.78%
United States Treasury Note/Bond 4.25% 15 Oct 2025 (CUSIP:91282CFP1)	85,000.00	99.582	84,644.70	1,065.98	84,383.01 261.69	3,612.50 4.27%	0.88%
United States Treasury Note/Bond 4.375% 15 Aug 2026 (CUSIP:91282CHU8)	330,000.00	100.195	330,643.50	6,663.46	326,854.69 3,788.81	14,437.50 4.37%	3.45%
United States Treasury Note/Bond 4.375% 15 Dec 2026 (CUSIP:91282CJP7)	495,000.00	100.43	497,128.50	2,780.99	498,809.18 -1,680.68	21,656.25 4.36%	5.18%
United States Treasury Note/Bond 4.5% 15 Apr 2027 (CUSIP:91282CKJ9)	280,000.00	100.969	282,713.20	3,718.03	277,998.44 4,714.76	12,600.00 4.46%	2.95%

Portfolio Holdings on July 31, 2024 (continued)

	Number of Shares	Share price	Market Value	Accrued Income	Cost Basis / Unrealized G/L	Est. Ann. Inc. /Yield at Market	% of Account
US Government (continued)							
United States Treasury Note/Bond 4.5% 15 Jul 2026 (CUSIP:91282CHM6)	375,000.00	100.391	376,466.25	779.55	374,296.88 2,169.37	16,875.00 4.48%	3.93%
United States Treasury Note/Bond 4.5% 15 May 2027 (CUSIP:91282CKR1)	250,000.00	101.031	252,577.50	2,384.51	249,609.38 2,968.12	11,250.00 4.45%	2.64%
United States Treasury Note/Bond 4.5% 15 Nov 2025 (CUSIP:91282CFW6)	300,000.00	99.902	299,706.00	2,861.41	303,082.03 -3,376.03	13,500.00 4.50%	3.13%
United States Treasury Note/Bond 4.625% 15 Jun 2027 (CUSIP:91282CKV2)	270,000.00	101.50	274,050.00	1,535.35	270,221.48 3,828.52	12,487.50 4.56%	2.86%
United States Treasury Note/Bond 4.625% 15 Nov 2026 (CUSIP:91282CJK8)	325,000.00	100.918	327,983.50	3,185.97	327,678.71 304.79	15,031.25 4.58%	3.42%
United States Treasury Note/Bond 4.625% 15 Oct 2026 (CUSIP:91282CJC6)	100,000.00	100.836	100,836.00	1,364.75	99,867.19 968.81	4,625.00 4.59%	1.05%
Total US Government			\$5,394,771.75	\$51,419.56	\$5,381,892.60 \$12,879.15	\$227,637.50 4.22%	56.29%
Agency MBS							
Fannie Mae Pool FN BM4614 3% 01 Mar 2033 (CUSIP:3140J9DU2)	17,754.51	95.961	17,037.41	44.39	18,919.64 -1,882.23	532.64 3.13%	0.18%
Fannie Mae Pool FN FM4174 3% 01 Nov 2032 (CUSIP:3140X7T82)	33,095.11	97.084	32,130.06	82.74	35,096.33 -2,966.27	992.85 3.09%	0.34%

Portfolio Holdings on July 31, 2024 (continued)

	Number of Shares	Share price	Market Value	Accrued Income	Cost Basis / Unrealized G/L	Est. Ann. Inc. /Yield at Market	% of Account
Agency MBS (continued)							
Ginnie Mae I Pool GN 646043 6.5% 15 Oct 2037 (CUSIP:36292DWC2)	21,564.05	103.654	22,352.00	116.81	21,564.05 787.95	1,401.66 6.27%	0.23%
Total Agency MBS			\$71,519.47	\$243.94	\$75,580.02 -\$4,060.55	\$2,927.15 4.09%	0.75%
CMO							
Freddie Mac REMICS FHR 3842 PH 4% 15 Apr 2041 (CUSIP:3137A9QP4)	7,498.97	97.8857	7,340.42	25.00	8,044.40 -703.98	299.96 4.09%	0.08%
Government National Mortgage Association GNR 2014-H19 HA 3% 20 Sep 2064 (CUSIP:38375UPV6)	9,272.59	97.4163	9,033.01	23.18	9,844.60 -811.59	278.18 3.08%	0.09%
Government National Mortgage Association GNR 2019-H12 JA 2.5% 20 Jul 2069 (CUSIP:38380LXE8)	27,780.78	97.4061	27,060.16	57.88	27,927.28 -867.12	694.52 2.57%	0.28%
Government National Mortgage Association GNR 2020-H02 DA 2.25% 20 Dec 2069 (CUSIP:38380LV67)	34,344.46	96.8594	33,265.84	64.40	34,493.37 -1,227.53	772.75 2.32%	0.35%
Total CMO			\$76,699.43	\$170.46	\$80,309.65 -\$3,610.22	\$2,045.41 2.67%	0.80%
CMBS							
CarMax Auto Owner Trust 2021-4 CARMX 2021-4 A3 0.56% 15 Sep 2026 (CUSIP:14317JAD9)	9,929.48	97.7224	9,703.33	2.47	9,928.35 -225.02	55.61 0.57%	0.10%
Daimler Trucks Retail Trust 2022-1 DTRT 2022-1 A3 5.23% 17 Feb 2026 (CUSIP:233869AC0)	27,473.30	99.8762	27,439.28	63.86	27,471.47 -32.19	1,436.85 5.24%	0.29%

Portfolio Holdings on July 31, 2024 (continued)

	Number of Shares	Share price	Market Value	Accrued Income	Cost Basis / Unrealized G/L	Est. Ann. Inc. /Yield at Market	% of Account
CMBS (continued)							
Ford Credit Auto Owner Trust 2022-A FORDO 2022-A A3 1.29% 15 Jun 2026 (CUSIP:345286AC2)	10,244.59	98.3257	10,073.06	5.87	10,243.36 -170.30	132.16 1.31%	0.11%
Freddie Mac Multifamily Structured Pass Through Certificates FHMS K736 A2 2.282% 25 Jul 2026 (CUSIP:3137FNWX4)	50,000.00	95.9178	47,958.90	95.08	46,392.58 1,566.32	1,141.00 2.38%	0.50%
GM Financial Consumer Automobile Receivables Trust 2022-1 GMCAR 2022-1 A3 1.26% 16 Nov 2026 (CUSIP:380146AC4)	9,813.55	98.074	9,624.54	5.15	9,812.69 -188.15	123.65 1.28%	0.10%
GM Financial Consumer Automobile Receivables Trust 2022-2 GMCAR 2022-2 A3 3.1% 16 Feb 2027 (CUSIP:362585AC5)	14,012.91	98.6245	13,820.16	18.10	14,009.98 -189.82	434.40 3.14%	0.14%
Hyundai Auto Receivables Trust 2024-B HART 2024-B A3 4.84% 15 Mar 2029 (CUSIP:44934QAD3)	30,000.00	100.3706	30,111.17	28.23	29,995.47 115.70	1,452.00 4.82%	0.31%
John Deere Owner Trust 2022-C JDOT 2022-C A3 5.09% 15 Jun 2027 (CUSIP:47800BAC2)	50,000.00	99.8677	49,933.87	113.11	49,996.12 -62.25	2,545.00 5.10%	0.52%
Toyota Auto Receivables 2024-C Owner Trust TAOT 2024-C A3 4.88% 15 Mar 2029 (CUSIP:89237QAD2)	40,000.00	100.5377	40,215.07	5.42	39,999.98 215.09	1,952.00 4.85%	0.42%
Total CMBS			\$238,879.38	\$337.29	\$237,850.00 \$1,029.38	\$9,272.67 3.88%	2.49%

Portfolio Holdings on July 31, 2024 (continued)

	Number of Shares	Share price	Market Value	Accrued Income	Cost Basis / Unrealized G/L	Est. Ann. Inc. /Yield at Market	% of Account
Consumer ABS							
Ally Auto Receivables Trust 2022-1 ALLYA 2022-1 A3 3.31% 15 Nov 2026 (CUSIP:02008JACO)	31,468.82	99.0344	31,164.95	46.29	31,462.73 -297.78	1,041.62 3.34%	0.33%
Ally Auto Receivables Trust 2023-1 ALLYA 2023-1 A3 5.46% 15 May 2028 (CUSIP:02007WAC2)	100,000.00	100.523	100,523.03	242.67	99,281.25 1,241.78	5,460.00 5.43%	1.05%
Bank of America Auto Trust 2023-1 BAAT 2023-1A A3 5.53% 15 Feb 2028 (CUSIP:06428AAC2)	35,000.00	100.7049	35,246.71	86.02	34,998.67 248.04	1,935.50 5.49%	0.37%
Bank of America Auto Trust 5.74% 15 Jun 2028 (CUSIP:06054YAC1)	70,000.00	101.3363	70,935.40	178.58	69,998.73 936.67	4,018.00 5.66%	0.74%
BMW Vehicle Owner Trust 2022-A BMWOT 2022-A A3 3.21% 25 Aug 2026 (CUSIP:05602RAD3)	14,276.10	98.8848	14,116.89	7.64	14,275.36 -158.47	458.26 3.25%	0.15%
BMW Vehicle Owner Trust 2023-A BMWOT 2023-A A3 5.47% 25 Feb 2028 (CUSIP:05592XAD2)	15,000.00	100.6709	15,100.64	13.68	14,997.34 103.30	820.50 5.43%	0.16%
Capital One Multi-Asset Execution Trust COMET 2022-A2 A 3.49% 15 May 2027 (CUSIP:14041NGA3)	65,000.00	98.6524	64,124.04	100.82	64,989.61 -865.57	2,268.50 3.54%	0.67%
Capital One Prime Auto Receivables Trust 2022-1 COPAR 2022-1 A3 3.17% 15 Apr 2027 (CUSIP:14043QAC6)	19,492.17	98.4489	19,189.82	27.46	19,487.91 -298.09	617.90 3.22%	0.20%
Capital One Prime Auto Receivables Trust 2022-2 COPAR 2022-2 A3 3.66% 17 May 2027 (CUSIP:14043GAD6)	24,105.13	98.7312	23,799.28	39.21	24,103.40 -304.12	882.25 3.71%	0.25%

Portfolio Holdings on July 31, 2024 (continued)

	Number of Shares	Share price	Market Value	Accrued Income	Cost Basis / Unrealized G/L	Est. Ann. Inc. /Yield at Market	% of Account
Consumer ABS (continued)							
CarMax Auto Owner Trust 2021-1 CARMX 2021-1 A3 0.34% 15 Dec 2025 (CUSIP:14316NAC3)	4,467.40	99.615	4,450.20	0.68	4,466.52 -16.32	15.19 0.34%	0.05%
CarMax Auto Owner Trust 2021-3 CARMX 2021-3 A3 0.55% 15 Jun 2026 (CUSIP:14317DAC4)	17,226.01	98.0068	16,882.65	4.21	17,223.19 -340.54	94.74 0.56%	0.18%
CarMax Auto Owner Trust 2022-2 CARMX 2022-2 A3 3.49% 16 Feb 2027 (CUSIP:14317HAC5)	22,249.12	98.8106	21,984.48	34.51	22,245.73 -261.25	776.49 3.53%	0.23%
CarMax Auto Owner Trust 2022-4 CARMX 2022-4 A3 5.34% 16 Aug 2027 (CUSIP:14318UAD3)	70,000.00	100.1198	70,083.87	166.13	69,983.58 100.29	3,738.00 5.33%	0.73%
Chase Auto Owner Trust 2024-1 CHAOT 2024-1A A3 5.13% 25 May 2029 (CUSIP:16144BAC2)	20,000.00	100.8279	20,165.58	17.10	19,998.67 166.91	1,026.00 5.09%	0.21%
Chase Issuance Trust CHAIT 2023-A1 A 5.16% 15 Sep 2028 (CUSIP:161571HT4)	100,000.00	101.1649	101,164.94	229.33	99,972.28 1,192.66	5,160.00 5.10%	1.03%
CNH Equipment Trust 2022-A CNH 2022-A A3 2.94% 15 Jul 2027 (CUSIP:12660DAC1)	21,245.20	97.8701	20,792.71	27.76	21,243.63 -450.92	624.61 3.00%	0.22%
Discover Card Execution Note Trust DCENT 2022-A2 A 3.32% 15 May 2027 (CUSIP:254683CS2)	60,000.00	98.5603	59,136.20	88.53	59,995.12 -858.92	1,992.00 3.37%	0.62%
Discover Card Execution Note Trust DCENT 2022-A3 A3 3.56% 15 Jul 2027 (CUSIP:254683CW3)	55,000.00	98.553	54,204.13	87.02	54,993.17 -789.04	1,958.00 3.61%	0.57%
Fifth Third Auto Trust 2023-1 FITAT 2023-1 A3 5.53% 15 Aug 2028 (CUSIP:31680EAD3)	70,000.00	100.7325	70,512.77	172.04	69,995.66 517.11	3,871.00 5.49%	0.74%

Portfolio Holdings on July 31, 2024 (continued)

	Number of Shares	Share price	Market Value	Accrued Income	Cost Basis / Unrealized G/L	Est. Ann. Inc. /Yield at Market	% of Account
<i>Consumer ABS (continued)</i>							
Ford Credit Auto Owner Trust 2023-A FORDO 2023-A A3 4.65% 15 Feb 2028 (CUSIP:344928AD8)	25,000.00	99.6198	24,904.95	51.67	24,997.39 -92.44	1,162.50 4.67%	0.26%
GM Financial Consumer Automobile Receivables Trust 2023-2 GMCAR 2023-2 A3 4.47% 16 Feb 2028 (CUSIP:362583AD8)	25,000.00	99.369	24,842.25	46.56	24,999.31 -157.06	1,117.50 4.50%	0.26%
GM Financial Consumer Automobile Receivables Trust 2024-1 GMCAR 2024-1 A3 4.85% 18 Dec 2028 (CUSIP:36268GAD7)	10,000.00	100.2764	10,027.64	20.21	9,997.99 29.65	485.00 4.84%	0.10%
Harley-Davidson Motorcycle Trust 2022-A HDMOT 2022-A A3 3.06% 15 Feb 2027 (CUSIP:41284YAD8)	17,691.91	98.8578	17,489.84	24.06	17,688.97 -199.13	541.37 3.10%	0.18%
Honda Auto Receivables 2021-3 Owner Trust HAROT 2021-3 A3 0.41% 18 Nov 2025 (CUSIP:43815EAC8)	8,401.77	98.7588	8,297.49	1.24	8,401.64 -104.15	34.45 0.42%	0.09%
Honda Auto Receivables 2021-4 Owner Trust HAROT 2021-4 A3 0.88% 21 Jan 2026 (CUSIP:43815GAC3)	8,931.75	98.1974	8,770.74	2.18	8,929.86 -159.12	78.60 0.90%	0.09%
Honda Auto Receivables 2022-1 Owner Trust HAROT 2022-1 A3 1.88% 15 May 2026 (CUSIP:43815BAC4)	25,498.96	98.1696	25,032.22	0.00	25,495.13 -462.91	0.03 0.00%	0.26%
Honda Auto Receivables 2023-2 Owner Trust HAROT 2023-2 A3 4.93% 15 Nov 2027 (CUSIP:437927AC0)	30,000.00	99.9777	29,993.32	65.73	29,995.14 -1.82	1,479.00 4.93%	0.31%

Portfolio Holdings on July 31, 2024 (continued)

	Number of Shares	Share price	Market Value	Accrued Income	Cost Basis / Unrealized G/L	Est. Ann. Inc. /Yield at Market	% of Account
Consumer ABS (continued)							
Honda Auto Receivables 2023-4 Owner Trust HAROT 2023-4 A3 5.67% 21 Jun 2028 (CUSIP:438123AC5)	15,000.00	101.504	15,225.61	23.63	14,997.36 228.25	850.50 5.59%	0.16%
Honda Auto Receivables 2024-1 Owner Trust HAROT 2024-1 A3 5.21% 15 Aug 2028 (CUSIP:437918AC9)	55,000.00	100.8229	55,452.59	127.36	54,997.61 454.98	2,865.50 5.17%	0.58%
Hyundai Auto Receivables Trust 2022-A HART 2022-A A3 2.22% 15 Oct 2026 (CUSIP:448977AD0)	28,808.16	98.3075	28,320.59	28.42	28,807.06 -486.47	639.54 2.26%	0.30%
Hyundai Auto Receivables Trust 2023-B HART 2023-B A3 5.48% 17 Apr 2028 (CUSIP:44933XAD9)	20,000.00	100.7124	20,142.47	48.71	19,999.13 143.34	1,096.00 5.44%	0.21%
Hyundai Auto Receivables Trust 2023-C HART 2023-C A3 5.54% 16 Oct 2028 (CUSIP:44918CAD4)	30,000.00	101.3563	30,406.88	73.87	29,996.06 410.82	1,662.00 5.47%	0.32%
John Deere Owner Trust 2022 JDOT 2022-A A3 2.32% 15 Sep 2026 (CUSIP:47787JAC2)	17,999.79	98.3587	17,704.36	18.56	17,995.80 -291.44	417.60 2.36%	0.18%
John Deere Owner Trust 2024-B JDOT 2024-B A3 5.2% 15 Mar 2029 (CUSIP:47786WAD2)	35,000.00	101.3843	35,484.51	80.89	34,993.16 491.35	1,820.00 5.13%	0.37%
John Deere Owner Trust 2024 JDOT 2024-A A3 4.96% 15 Nov 2028 (CUSIP:47800RAD5)	15,000.00	100.6281	15,094.21	33.07	14,999.16 95.05	744.00 4.93%	0.16%
Mercedes-Benz Auto Receivables Trust 2022-1 MBART 2022-1 A3 5.21% 16 Aug 2027 (CUSIP:58768PAC8)	73,621.62	99.976	73,603.95	170.48	73,607.06 -3.11	3,835.69 5.21%	0.77%

Portfolio Holdings on July 31, 2024 (continued)

	Number of Shares	Share price	Market Value	Accrued Income	Cost Basis / Unrealized G/L	Est. Ann. Inc. /Yield at Market	% of Account
<i>Consumer ABS (continued)</i>							
Mercedes-Benz Auto Receivables Trust 2023-2 MBART 2023-2 A3 5.95% 15 Nov 2028 (CUSIP:58769FAC9)	30,000.00	101.9488	30,584.65	79.33	29,997.44 587.21	1,785.00 5.84%	0.32%
Nissan Auto Receivables 2023-B Owner Trust NAROT 2023-B A3 5.93% 15 Mar 2028 (CUSIP:65480MAD5)	20,000.00	101.4366	20,287.31	52.71	19,995.94 291.37	1,186.00 5.85%	0.21%
Toyota Auto Receivables 2022-C Owner Trust TAOT 2022-C A3 3.76% 15 Apr 2027 (CUSIP:89231CAD9)	19,790.47	98.8831	19,569.42	33.07	19,787.16 -217.74	744.12 3.80%	0.20%
Toyota Auto Receivables 2023-B Owner Trust TAOT 2023-B A3 4.71% 15 Feb 2028 (CUSIP:891941AD8)	35,000.00	99.6152	34,865.32	73.27	34,998.04 -132.72	1,648.50 4.73%	0.36%
Toyota Auto Receivables 2023-D Owner Trust TAOT 2023-D A3 5.54% 15 Aug 2028 (CUSIP:89239FAD4)	20,000.00	101.5732	20,314.64	52.36	19,997.84 316.80	1,178.00 5.80%	0.21%
Toyota Auto Receivables 2024-A Owner Trust TAOT 2024-A A3 4.83% 16 Oct 2028 (CUSIP:89238DAD0)	20,000.00	100.1631	20,032.63	42.93	19,996.00 36.63	966.00 4.82%	0.21%
USAA Auto Owner Trust 2023-A USAOT 2023-A A3 5.58% 15 May 2028 (CUSIP:90291VAC4)	80,000.00	100.5825	80,466.02	198.40	79,986.00 480.02	4,464.00 5.55%	0.84%

Portfolio Holdings on July 31, 2024 (continued)

	Number of Shares	Share price	Market Value	Accrued Income	Cost Basis / Unrealized G/L	Est. Ann. Inc. /Yield at Market	% of Account
Consumer ABS (continued)							
World Omni Auto Receivables Trust 2024-A WOART 2024-A A3 4.86% 15 Mar 2029 (CUSIP:98164RAD8)	50,000.00	100.3608	50,180.40	108.00	49,993.41 186.99	2,430.00 4.84%	0.52%
Total Consumer ABS			\$1,530,672.30	\$3,026.39	\$1,529,362.21 \$1,310.09	\$69,989.46 4.57%	15.97%
Commercial ABS							
CNH Equipment Trust 2021-C CNH 2021-C A3 0.81% 15 Dec 2026 (CUSIP:12598LAC0)	12,168.65	97.6697	11,885.08	4.38	12,167.25 -282.17	98.57 0.83%	0.12%
CNH Equipment Trust 4.77% 15 Jun 2029 (CUSIP:18978FAC0)	20,000.00	100.1928	20,038.56	42.40	19,995.27 43.29	954.00 4.76%	0.21%
Total Commercial ABS			\$31,923.64	\$46.78	\$32,162.52 -\$238.88	\$1,052.57 3.30%	0.33%
US Credit							
3M Co 2% 14 Feb 2025 (CUSIP:88579YBH3)	60,000.00	98.1409	58,884.56	556.67	62,378.40 -3,493.84	1,200.00 2.04%	0.61%
Adobe Inc 4.85% 04 Apr 2027 (CUSIP:00724PAE9)	25,000.00	101.158	25,289.50	394.06	24,987.50 302.00	1,212.50 4.79%	0.26%
American Honda Finance 4.9% 12 Mar 2027 (CUSIP:02665WFD8)	35,000.00	100.5728	35,200.48	657.42	34,980.75 219.73	1,715.00 4.87%	0.37%
American Honda Finance Corp 5.25% 07 Jul 2026 (CUSIP:02665WEK3)	30,000.00	100.8353	30,250.59	105.00	29,898.90 351.69	1,575.00 5.21%	0.32%
AstraZeneca Finance LLC 4.8 26 Feb 2027 (CUSIP:04636NAK9)	30,000.00	100.69	30,207.00	620.00	29,949.60 257.40	1,440.00 4.77%	0.32%

Portfolio Holdings on July 31, 2024 (continued)

	Number of Shares	Share price	Market Value	Accrued Income	Cost Basis / Unrealized G/L	Est. Ann. Inc. /Yield at Market	% of Account
<i>US Credit (continued)</i>							
BA Credit Card Trust BACCT 2022-A1 A1 3.53% 15 Nov 2027 (CUSIP:05522RDE5)	20,000.00	98.6153	19,723.06	31.38	19,998.75 -275.69	706.00 3.58%	0.21%
Bank of America Corp Variable .981% 25 Sep 2025 (CUSIP:06051GJG5)	135,000.00	99.289	134,040.15	463.52	135,000.00 -959.85	1,324.35 0.99%	1.40%
Bank Of Montreal 5.92% 25 Sep 2025 (CUSIP:06368LWT9)	50,000.00	100.997	50,498.50	1,036.00	50,000.00 498.50	2,960.00 5.86%	0.53%
Bank of New York Mellon Corp/The Variable 4.89% 21 Jul 2028 (CUSIP:06406RBX4)	60,000.00	100.375	60,225.00	73.35	60,000.00 225.00	2,934.00 4.87%	0.63%
BlackRock Funding Inc 4.6% 26 Jul 2027 (CUSIP:09290DAH4)	45,000.00	100.4045	45,182.03	28.75	44,998.65 183.38	2,070.00 4.58%	0.47%
BMW US Capital LLC 4.9% 02 Apr 2027 (CUSIP:05565ECH6)	70,000.00	100.719	70,503.30	1,133.81	69,916.70 586.60	3,430.00 4.87%	0.74%
BP Cap Markets America 5.017% 17 Nov 2027 (CUSIP:10373QBY5)	55,000.00	101.1796	55,648.80	567.20	55,000.00 648.80	2,759.35 4.96%	0.58%
Brighthouse Fin Gbl Fund 5.55% 09 Apr 2027 (CUSIP:10921U2J6)	40,000.00	100.734	40,293.60	678.33	39,988.00 305.60	2,220.00 5.51%	0.42%
Bristol-Myers Squibb Co 4.9% 22 Feb 2027 (CUSIP:110122EE4)	15,000.00	100.7419	15,111.29	324.63	14,983.80 127.49	735.00 4.86%	0.16%
Canadian Imperial Bank of Commerce 5.237% 28 Jun 2027 (CUSIP:13607L8C0)	25,000.00	101.256	25,314.00	120.01	25,000.00 314.00	1,309.25 5.17%	0.26%

Portfolio Holdings on July 31, 2024 (continued)

	Number of Shares	Share price	Market Value	Accrued Income	Cost Basis / Unrealized G/L	Est. Ann. Inc. /Yield at Market	% of Account
<i>US Credit (continued)</i>							
Canadian Imperial Bank of Commerce 5.926% 02 Oct 2026 (CUSIP:13607LWT6)	35,000.00	102.218	35,776.30	685.61	35,000.00 776.30	2,074.10 5.80%	0.37%
Caterpillar Financial Services Corp 4.8% 06 Jan 2026 (CUSIP:14913R3B1)	65,000.00	100.0754	65,048.98	216.67	64,983.75 65.23	3,120.00 4.80%	0.68%
Cintas Corp No 2 3.45% 01 May 2025 (CUSIP:17252MAP5)	20,000.00	98.675	19,735.00	172.50	19,995.60 -260.60	690.00 3.50%	0.21%
Cisco Systems Inc 4.8% 26 Feb 2027 (CUSIP:17275RBQ4)	45,000.00	100.836	45,376.20	930.00	44,941.50 434.70	2,160.00 4.76%	0.47%
Eli Lilly & Co 4.5% 09 Feb 2027 (CUSIP:532457CJ5)	45,000.00	100.0836	45,037.60	967.50	44,976.15 61.45	2,025.00 4.50%	0.47%
Goldman Sachs Bank USA/New York NY Variable 5.414% 21 May 2027 (CUSIP:38151LAG5)	55,000.00	100.706	55,388.30	579.00	55,000.00 388.30	2,977.70 5.38%	0.58%
Home Depot Inc/The 4.95% 30 Sep 2026 (CUSIP:437076CV2)	15,000.00	100.789	15,118.35	249.56	14,967.15 151.20	742.50 4.91%	0.16%
Honeywell International 4.65% 30 Jul 2027 (CUSIP:438516CX2)	40,000.00	100.443	40,177.20	0.00	39,998.80 178.40	1,860.00 4.63%	0.42%
Hormel Foods Corp 4.8% 30 Mar 2027 (CUSIP:440452AK6)	20,000.00	100.5463	20,109.26	381.33	19,980.60 128.66	960.00 4.77%	0.21%
John Deere Capital Corp 3.4% 06 Jun 2025 (CUSIP:24422EWF2)	10,000.00	98.6564	9,865.64	51.94	9,997.70 -132.06	340.00 3.45%	0.10%
John Deere Capital Corp 4.85% 05 Mar 2027 (CUSIP:24422EXM6)	55,000.00	100.6181	55,339.96	1,067.00	54,948.85 391.11	2,667.50 4.82%	0.58%

Portfolio Holdings on July 31, 2024 (continued)

	Number of Shares	Share price	Market Value	Accrued Income	Cost Basis / Unrealized G/L	Est. Ann. Inc. /Yield at Market	% of Account
<i>US Credit (continued)</i>							
JPMorgan Chase & Co Variable 4.08% 26 Apr 2026 (CUSIP:46647PCZ7)	65,000.00	99.078	64,400.70	699.83	65,000.00 -599.30	2,652.00 4.12%	0.67%
JPMorgan Chase & Co Variable 4.979% 22 Jul 2028 (CUSIP:46647PEL6)	45,000.00	100.516	45,232.20	56.01	45,000.00 232.20	2,240.55 4.95%	0.47%
Linde Inc 4.7% 05 Dec 2025 (CUSIP:53522KAB9)	65,000.00	99.823	64,884.92	475.22	64,929.80 -44.88	3,055.00 4.71%	0.68%
Morgan Stanley 4% 23 Jul 2025 (CUSIP:6174468C6)	40,000.00	98.8612	39,544.47	35.56	40,186.40 -641.93	1,600.00 4.05%	0.41%
Morgan Stanley Variable 5.652% 13 Apr 2028 (CUSIP:61747YFP5)	10,000.00	101.887	10,188.70	160.14	10,000.00 188.70	565.20 5.55%	0.11%
National Rural Util Coop 4.8% 05 Feb 2027 (CUSIP:63743HFM9)	70,000.00	100.596	70,417.20	1,642.67	69,979.00 438.20	3,360.00 4.77%	0.73%
New York Life Global Fdg 5.45% 18 Sep 2026 (CUSIP:64953BBF4)	75,000.00	101.458	76,093.50	1,510.10	74,985.75 1,107.75	4,087.50 5.37%	0.79%
Northwestern Mutual GLBL 5.07% 25 Mar 2027 (CUSIP:66815L2R9)	25,000.00	101.34	25,335.00	443.63	24,997.25 337.75	1,267.50 5.00%	0.26%
PACCAR Financial Corp 5% 13 May 2027 (CUSIP:69371RT22)	25,000.00	101.458	25,364.50	270.83	24,980.75 383.75	1,250.00 4.93%	0.26%
Pacific Life Global Fdg li Med 144a Nt 5.5 28 Aug 2026 (CUSIP:6944PL2W8)	15,000.00	101.505	15,225.75	350.63	14,994.75 231.00	825.00 5.42%	0.16%
PepsiCo Inc 5.125% 10 Nov 2026 (CUSIP:713448FW3)	20,000.00	101.373	20,274.60	230.63	19,994.60 280.00	1,025.00 5.06%	0.21%

Portfolio Holdings on July 31, 2024 (continued)

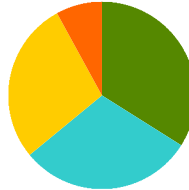
	Number of Shares	Share price	Market Value	Accrued Income	Cost Basis / Unrealized G/L	Est. Ann. Inc. /Yield at Market	% of Account
<i>US Credit (continued)</i>							
PNC Financial Services 5.102% 23 Jul 2027 (CUSIP:693475BY0)	45,000.00	100.331	45,148.95	51.02	45,000.00 148.95	2,295.90 5.09%	0.47%
Principal Life Global Funding II 5% 16 Jan 2027 (CUSIP:74256LEX3)	35,000.00	100.581	35,203.35	72.92	35,054.35 149.00	1,750.00 4.97%	0.37%
State Street Corp Variable 1.746% 06 Feb 2026 (CUSIP:857477BR3)	20,000.00	98.159	19,631.80	169.75	20,000.00 -368.20	349.20 1.78%	0.20%
State Street Corp Variable 5.104% 18 May 2026 (CUSIP:857477CB7)	85,000.00	99.972	84,976.20	879.73	85,000.00 -23.80	4,338.40 5.11%	0.89%
State Street Corp Variable 5.751% 04 Nov 2026 (CUSIP:857477BX0)	15,000.00	100.806	15,120.90	208.47	15,000.00 120.90	862.65 5.71%	0.16%
Texas Instruments Inc 4.6% 08 Feb 2027 (CUSIP:882508CE2)	45,000.00	100.434	45,195.30	994.75	44,971.20 224.10	2,070.00 4.58%	0.47%
Toronto-Dominion Bank/The 4.98% 05 Apr 2027 (CUSIP:89115A2W1)	70,000.00	100.752	70,526.40	1,123.27	70,000.00 526.40	3,486.00 4.94%	0.74%
Toyota Motor Credit Corp 5% 14 Aug 2026 (CUSIP:89236TKX2)	35,000.00	100.5762	35,201.66	811.81	34,957.65 244.01	1,750.00 4.97%	0.37%
Truist Financial Corp 2.5% 01 Aug 2024 (CUSIP:05531FBH5)	65,000.00	100.00	65,000.00	812.50	68,607.50 -3,607.50	1,625.00 2.50%	0.68%
Unitedhealth Group Inc 4.6% 15 Apr 2027 (CUSIP:91324PEY4)	70,000.00	100.1126	70,078.82	1,162.78	69,512.10 566.72	3,220.00 4.59%	0.73%

Portfolio Holdings on July 31, 2024 (continued)

	Number of Shares	Share price	Market Value	Accrued Income	Cost Basis / Unrealized G/L	Est. Ann. Inc. /Yield at Market	% of Account
<i>US Credit (continued)</i>							
Westpac Banking Corp 5.512% 17 Nov 2025 (CUSIP:961214FL2)	60,000.00	100.95	60,570.00	679.81	60,000.00 570.00	3,307.20 5.46%	0.63%
Total US Credit			\$2,106,959.57	\$24,933.30	\$2,105,022.25 \$1,937.32	\$94,189.35 4.47%	21.99%
Total Fixed Income			\$9,451,425.54	\$80,177.72	\$9,442,179.25 \$9,246.29	\$407,114.11 4.31%	98.62%
Total For Your Portfolio			\$9,543,357.15	\$80,515.71	\$9,534,110.86 \$9,246.29	\$409,750.66 4.29%	100.00%

Purchases
Summary

	Cost	Percent
■ US Government	270,221.48	34%
■ Cash Equivalents	249,775.59	30%
■ US Credit	234,997.45	28%
■ CMBS	69,995.45	8%
Total of Your Portfolio	\$824,989.97	100%


Details

Trade Date	Settlement Date	Transaction Description	Principal Amount	Income Amount	Cost	Accrued Income
CITY OF DORAL STORM WATER ACCOUNT						
Purchases						
<i>Fixed Income</i>						
<i>US Government</i>						
July 1, 2024		Purchase 270,000.00 Par Value of United States	-270,221.48		270,221.48	-580.02
July 2, 2024		Treasury Note/Bond 4.625% 15 Jun 2027 @ 100.08% Paid Accrued Interest of \$580.02, CUSIP 91282CKV2				
Total US Government			-\$270,221.48	\$0.00	\$270,221.48	-\$580.02
<i>CMBS</i>						
July 16, 2024		Purchase 30,000.00 Par Value 30,000.00 Current	-29,995.47		29,995.47	
July 24, 2024		Face of Hyundai Auto Receivables Trust 2024-B HART 2024-B A3 5.38% 15 Mar 2029 @99.98491 %, CUSIP 44934QAD3				
July 23, 2024		Purchase 40,000.00 Par Value 40,000.00 Current	-39,999.98		39,999.98	
July 30, 2024		Face of Toyota Auto Receivables Owner Trust 2024-C A3 4.88% 15 Mar 2029 @99.99994 %, CUSIP 89237QAD2				
Total CMBS			-\$69,995.45	\$0.00	\$69,995.45	\$0.00

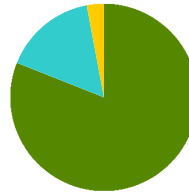
Purchases (continued)

Trade Date Settlement Date	Transaction Description	Principal Amount	Income Amount	Cost	Accrued Income
<i>US Credit</i>					
July 15, 2024 July 22, 2024	Purchase 60,000.00 Par Value of Bank of New York Mellon Corp/The Variable 4.89% 21 Jul 2028 @ 100.00%, CUSIP 06406RBX4	-60,000.00		60,000.00	
July 15, 2024 July 22, 2024	Purchase 45,000.00 Par Value of JPMorgan Chase & Co Variable 4.979% 22 Jul 2028 @ 100.00%, CUSIP 46647PEL6	-45,000.00		45,000.00	
July 17, 2024 July 26, 2024	Purchase 45,000.00 Par Value of Blackrock Funding Inc 4.6% 26 Jul 2027 @ 100.00%, CUSIP 09290DAH4	-44,998.65		44,998.65	
July 18, 2024 July 23, 2024	Purchase 45,000.00 Par Value of PNC Financial Services 5.102% 23 Jul 2027 @ 100.00%, CUSIP 693475BY0	-45,000.00		45,000.00	
July 29, 2024 August 1, 2024	Purchase 40,000.00 Par Value of Honeywell International 4.65% 30 Jul 2027 @ 100.00%, CUSIP 438516CX2	-39,998.80		39,998.80	
Total US Credit		-\$234,997.45	\$0.00	\$234,997.45	\$0.00
Total Fixed Income		-\$575,214.38	\$0.00	\$575,214.38	-\$580.02
Total Purchases		-\$575,214.38	\$0.00	\$575,214.38	-\$580.02
Cash Sweep Activity					
<i>Cash and Equivalents</i>					
<i>Cash Equivalents</i>					
July 31, 2024 July 31, 2024	Sweep purchases totaling 249,775.59 units of Fidelity Government Portfolio for CITY OF DORAL STORM WATER ACCOUNT - Capital (13 Transactions), CUSIP 316175108	-249,775.59		249,775.59	
Total Cash Equivalents		-\$249,775.59	\$0.00	\$249,775.59	\$0.00
Total Cash and Equivalents		-\$249,775.59	\$0.00	\$249,775.59	\$0.00
Total Cash Sweep Activity		-\$249,775.59	\$0.00	\$249,775.59	\$0.00
Total	CITY OF DORAL STORM WATER ACCOUNT	-\$824,989.97	\$0.00	\$824,989.97	-\$580.02

Realized Gains and Losses

Summary

	Realized G/L	Percent
Consumer ABS	3.70	81%
CMBS	0.72	16%
Commercial ABS	0.14	3%
Cash Equivalents	0.00	0.00
Agency MBS	-111.18	0.00
CMO	-213.88	0.00
US Credit	-816.20	0.00
US Government	-1,862.80	0.00
Total of Your Portfolio	-\$2,999.50	100%



Details

Trade Date	Transaction Description	Principal Amount	Income Amount	Cost	Accrued Income	Realized G/L
CITY OF DORAL STORM WATER ACCOUNT						
Corporate Actions/Income						
<i>Fixed Income</i>						
<i>Agency MBS</i>						
July 15, 2024	Principal Payment of 1 USD	82.32				0.00
July 15, 2024	on 686,635.00 Par Value for Ginnie Mae I Pool GN 646043 6.5% 15 Oct 2037 Due On 07/15/24 With Ex Date 07/01/24, CUSIP 36292DWC2					

Realized Gains and Losses (continued)

Trade Date Settlement Date	Transaction Description	Principal Amount	Income Amount	Cost	Accrued Income	Realized G/L
<i>Agency MBS (continued)</i>						
July 15, 2024	Principal Payment of 82.32	0.00		-82.32		0.00
July 15, 2024	Current Face on 686,635.00 Par Value for Ginnie Mae I Pool GN 646043 6.5% 15 Oct 2037 Due On 07/15/24 With Ex Date 07/01/24, CUSIP 36292DWC2					
July 25, 2024	Principal Payment of 1 USD	1,419.81				0.00
July 25, 2024	on 130,000.00 Par Value for Fannie Mae Pool FN FM4174 3% 01 Nov 2032 Due On 07/25/24 With Ex Date 07/01/24, CUSIP 3140X7T82					
July 25, 2024	Principal Payment of	0.00		-1,505.66		-85.85
July 25, 2024	1,419.81 Current Face on 130,000.00 Par Value for Fannie Mae Pool FN FM4174 3% 01 Nov 2032 Due On 07/25/24 With Ex Date 07/01/24, CUSIP 3140X7T82					
July 25, 2024	Principal Payment of 1 USD	385.99				0.00
July 25, 2024	on 65,000.00 Par Value for Fannie Mae Pool FN BM4614 3% 01 Mar 2033 Due On 07/25/24 With Ex Date 07/01/24, CUSIP 3140J9DU2					
July 25, 2024	Principal Payment of 385.99	0.00		-411.32		-25.33
July 25, 2024	Current Face on 65,000.00 Par Value for Fannie Mae Pool FN BM4614 3% 01 Mar 2033 Due On 07/25/24 With Ex Date 07/01/24, CUSIP 3140J9DU2					
Total Agency MBS		\$1,888.12	\$0.00	-\$1,999.30	\$0.00	-\$111.18

Realized Gains and Losses (continued)

Trade Date						
Settlement Date	Transaction Description	Principal Amount	Income Amount	Cost	Accrued Income	Realized G/L
<i>CMO</i>						
July 15, 2024	Principal Payment of 1 USD	112.40				0.00
July 15, 2024	on 200,000.00 Par Value for Freddie Mac REMICS FHR 3842 PH 4% 15 Apr 2041 Due On 07/15/24 With Ex Date 07/01/24, CUSIP 3137A9QP4					
July 15, 2024	Principal Payment of 112.40	0.00		-120.58		-8.18
July 15, 2024	Current Face on 200,000.00 Par Value for Freddie Mac REMICS FHR 3842 PH 4% 15 Apr 2041 Due On 07/15/24 With Ex Date 07/01/24, CUSIP 3137A9QP4					
July 22, 2024	Principal Payment of 1 USD	1,564.40				0.00
July 22, 2024	on 200,000.00 Par Value for Government National Mortgage Association GNR 2019-H12 JA 2.5% 20 Jul 2069 Due On 07/22/24 With Ex Date 07/01/24, CUSIP 38380LXE8					
July 22, 2024	Principal Payment of 1 USD	3,126.27				0.00
July 22, 2024	on 175,000.00 Par Value for Government National Mortgage Association GNR 2014-H19 HA 3% 20 Sep 2064 Due On 07/22/24 With Ex Date 07/01/24, CUSIP 38375UPV6					
July 22, 2024	Principal Payment of 1 USD	1,058.90				0.00
July 22, 2024	on 200,000.00 Par Value for Government National Mortgage Association GNR 2020-H02 DA 2.25% 20 Dec 2069 Due On 07/22/24 With Ex Date 07/01/24, CUSIP 38380LV67					

Realized Gains and Losses (continued)

Trade Date Settlement Date	Transaction Description	Principal Amount	Income Amount	Cost	Accrued Income	Realized G/L
<i>CMO (continued)</i>						
July 22, 2024 July 22, 2024	Principal Payment of 1,564.40 Current Face on 200,000.00 Par Value for Government National Mortgage Association GNR 2019-H12 JA 2.5% 20 Jul 2069 Due On 07/22/24 With Ex Date 07/01/24, CUSIP 38380LXE8	0.00		-1,572.65		-8.25
July 22, 2024 July 22, 2024	Principal Payment of 3,126.27 Current Face on 175,000.00 Par Value for Government National Mortgage Association GNR 2014-H19 HA 3% 20 Sep 2064 Due On 07/22/24 With Ex Date 07/01/24, CUSIP 38375UPV6	0.00		-3,319.13		-192.86
July 22, 2024 July 22, 2024	Principal Payment of 1,058.90 Current Face on 200,000.00 Par Value for Government National Mortgage Association GNR 2020-H02 DA 2.25% 20 Dec 2069 Due On 07/22/24 With Ex Date 07/01/24, CUSIP 38380LV67	0.00		-1,063.49		-4.59
Total CMO		\$5,861.97	\$0.00	-\$6,075.85	\$0.00	-\$213.88
<i>CMBS</i>						
July 15, 2024 July 15, 2024	Principal Payment of 1 USD on 25,000.00 Par Value for Ford Credit Auto Owner Trust 2022-A FORDO 2022-A A3 1.29% 15 Jun 2026 Due On 07/15/24 With Ex Date 07/15/24, CUSIP 345286AC2	1,040.15				0.00

Realized Gains and Losses (continued)

Trade Date Settlement Date	Transaction Description	Principal Amount	Income Amount	Cost	Accrued Income	Realized G/L
<i>CMBS (continued)</i>						
July 15, 2024 July 15, 2024	Principal Payment of 1 USD on 25,000.00 Par Value for CarMax Auto Owner Trust 2021-4 CARMX 2021-4 A3 0.56% 15 Sep 2026 Due On 07/15/24 With Ex Date 07/15/24, CUSIP 14317JAD9	950.11				0.00
July 15, 2024 July 15, 2024	Principal Payment of 1,040.15 Current Face on 25,000.00 Par Value for Ford Credit Auto Owner Trust 2022-A FORDO 2022-A A3 1.29% 15 Jun 2026 Due On 07/15/24 With Ex Date 07/15/24, CUSIP 345286AC2	0.00		-1,040.03		0.12
July 15, 2024 July 15, 2024	Principal Payment of 950.11 Current Face on 25,000.00 Par Value for CarMax Auto Owner Trust 2021-4 CARMX 2021-4 A3 0.56% 15 Sep 2026 Due On 07/15/24 With Ex Date 07/15/24, CUSIP 14317JAD9	0.00		-950.00		0.11
July 15, 2024 July 15, 2024	Principal Payment of 1 USD on 40,000.00 Par Value for Daimler Trucks Retail Trust 2022-1 DTRT 2022-1 A3 5.23% 17 Feb 2026 Due On 07/15/24 With Ex Date 07/15/24, CUSIP 233869AC0	2,957.01				0.00

Realized Gains and Losses (continued)

Trade Date Settlement Date	Transaction Description	Principal Amount	Income Amount	Cost	Accrued Income	Realized G/L
<i>CMBS (continued)</i>						
July 15, 2024 July 15, 2024	Principal Payment of 2,957.01 Current Face on 40,000.00 Par Value for Daimler Trucks Retail Trust 2022-1 DTRT 2022-1 A3 5.23% 17 Feb 2026 Due On 07/15/24 With Ex Date 07/15/24, CUSIP 233869AC0	0.00		-2,956.81		0.20
July 16, 2024 July 16, 2024	Principal Payment of 1 USD on 20,000.00 Par Value for GM Financial Consumer Automobile Receivables Trust 2022-1 GMCAR 2022-1 A3 1.26% 16 Nov 2026 Due On 07/16/24 With Ex Date 07/16/24, CUSIP 380146AC4	902.74				0.00
July 16, 2024 July 16, 2024	Principal Payment of 902.74 Current Face on 20,000.00 Par Value for GM Financial Consumer Automobile Receivables Trust 2022-1 GMCAR 2022-1 A3 1.26% 16 Nov 2026 Due On 07/16/24 With Ex Date 07/16/24, CUSIP 380146AC4	0.00		-902.66		0.08
July 16, 2024 July 16, 2024	Principal Payment of 1 USD on 20,000.00 Par Value for GM Financial Consumer Automobile Receivables Trust 2022-2 GMCAR 2022-2 A3 3.1% 16 Feb 2027 Due On 07/16/24 With Ex Date 07/16/24, CUSIP 362585AC5	984.50				0.00

Realized Gains and Losses (continued)

Trade Date Settlement Date	Transaction Description	Principal Amount	Income Amount	Cost	Accrued Income	Realized G/L
<i>CMBS (continued)</i>						
July 16, 2024	Principal Payment of 984.50	0.00		-984.29		0.21
July 16, 2024	Current Face on 20,000.00 Par Value for GM Financial Consumer Automobile Receivables Trust 2022-2 GMCAR 2022-2 A3 3.1% 16 Feb 2027 Due On 07/16/24 With Ex Date 07/16/24, CUSIP 362585AC5					
Total CMBS		\$6,834.51	\$0.00	-\$6,833.79	\$0.00	\$0.72
<i>Consumer ABS</i>						
July 15, 2024	Principal Payment of 1 USD	2,364.73				0.00
July 15, 2024	on 45,000.00 Par Value for Honda Auto Receivables 2022-1 Owner Trust HAROT 2022-1 A3 1.88% 15 May 2026 Due On 07/15/24 With Ex Date 07/15/24, CUSIP 43815BAC4					
July 15, 2024	Principal Payment of 1 USD	894.87				0.00
July 15, 2024	on 25,000.00 Par Value for Capital One Prime Auto Receivables Trust 2022-2 COPAR 2022-2 A3 3.66% 17 May 2027 Due On 07/15/24 With Ex Date 07/15/24, CUSIP 14043GAD6					
July 15, 2024	Principal Payment of 1 USD	2,860.13				0.00
July 15, 2024	on 95,000.00 Par Value for Carmax Auto Owner Trust 2021-1 CARMX 2021-1 A3 0.34% 15 Dec 2025 Due On 07/15/24 With Ex Date 07/15/24, CUSIP 14316NAC3					

Realized Gains and Losses (continued)

Trade Date Settlement Date	Transaction Description	Principal Amount	Income Amount	Cost	Accrued Income	Realized G/L
<i>Consumer ABS (continued)</i>						
July 15, 2024 July 15, 2024	Principal Payment of 1 USD on 35,000.00 Par Value for John Deere Owner Trust 2022 JDOT 2022-A A3 2.32% 15 Sep 2026 Due On 07/15/24 With Ex Date 07/15/24, CUSIP 47787JAC2	1,434.67				0.00
July 15, 2024 July 15, 2024	Principal Payment of 1 USD on 25,000.00 Par Value for Capital One Prime Auto Receivables Trust 2022-1 COPAR 2022-1 A3 3.17% 15 Apr 2027 Due On 07/15/24 With Ex Date 07/15/24, CUSIP 14043QAC6	1,271.78				0.00
July 15, 2024 July 15, 2024	Principal Payment of 1 USD on 55,000.00 Par Value for CarMax Auto Owner Trust 2021-3 CARMX 2021-3 A3 0.55% 15 Jun 2026 Due On 07/15/24 With Ex Date 07/15/24, CUSIP 14317DAC4	1,910.71				0.00
July 15, 2024 July 15, 2024	Principal Payment of 1 USD on 35,000.00 Par Value for CarMax Auto Owner Trust 2022-2 CARMX 2022-2 A3 3.49% 16 Feb 2027 Due On 07/15/24 With Ex Date 07/15/24, CUSIP 14317HAC5	1,592.32				0.00
July 15, 2024 July 15, 2024	Principal Payment of 1 USD on 55,000.00 Par Value for Ally Auto Receivables Trust 2022-1 ALLYA 2022-1 A3 3.31% 15 Nov 2026 Due On 07/15/24 With Ex Date 07/15/24, CUSIP 02008JACO	2,732.63				0.00

Realized Gains and Losses (continued)

Trade Date Settlement Date	Transaction Description	Principal Amount	Income Amount	Cost	Accrued Income	Realized G/L
<i>Consumer ABS (continued)</i>						
July 15, 2024 July 15, 2024	Principal Payment of 1 USD on 25,000.00 Par Value for CNH Equipment Trust 2022-A CNH 2022-A A3 2.94% 15 Jul 2027 Due On 07/15/24 With Ex Date 07/15/24, CUSIP 12660DAC1	492.99				0.00
July 15, 2024 July 15, 2024	Principal Payment of 2,364.73 Current Face on 45,000.00 Par Value for Honda Auto Receivables 2022-1 Owner Trust HAROT 2022-1 A3 1.88% 15 May 2026 Due On 07/15/24 With Ex Date 07/15/24, CUSIP 43815BAC4	0.00		-2,364.37		0.36
July 15, 2024 July 15, 2024	Principal Payment of 894.87 Current Face on 25,000.00 Par Value for Capital One Prime Auto Receivables Trust 2022-2 COPAR 2022-2 A3 3.66% 17 May 2027 Due On 07/15/24 With Ex Date 07/15/24, CUSIP 14043GAD6	0.00		-894.81		0.06
July 15, 2024 July 15, 2024	Principal Payment of 2,860.13 Current Face on 95,000.00 Par Value for Carmax Auto Owner Trust 2021-1 CARMX 2021-1 A3 0.34% 15 Dec 2025 Due On 07/15/24 With Ex Date 07/15/24, CUSIP 14316NAC3	0.00		-2,859.56		0.57

Realized Gains and Losses (continued)

Trade Date Settlement Date	Transaction Description	Principal Amount	Income Amount	Cost	Accrued Income	Realized G/L
<i>Consumer ABS (continued)</i>						
July 15, 2024 July 15, 2024	Principal Payment of 1,434.67 Current Face on 35,000.00 Par Value for John Deere Owner Trust 2022 JDOT 2022-A A3 2.32% 15 Sep 2026 Due On 07/15/24 With Ex Date 07/15/24, CUSIP 47787JAC2	0.00		-1,434.35		0.32
July 15, 2024 July 15, 2024	Principal Payment of 1,271.78 Current Face on 25,000.00 Par Value for Capital One Prime Auto Receivables Trust 2022-1 COPAR 2022-1 A3 3.17% 15 Apr 2027 Due On 07/15/24 With Ex Date 07/15/24, CUSIP 14043QAC6	0.00		-1,271.50		0.28
July 15, 2024 July 15, 2024	Principal Payment of 1,910.71 Current Face on 55,000.00 Par Value for CarMax Auto Owner Trust 2021-3 CARMX 2021-3 A3 0.55% 15 Jun 2026 Due On 07/15/24 With Ex Date 07/15/24, CUSIP 14317DAC4	0.00		-1,910.40		0.31
July 15, 2024 July 15, 2024	Principal Payment of 1,592.32 Current Face on 35,000.00 Par Value for CarMax Auto Owner Trust 2022-2 CARMX 2022-2 A3 3.49% 16 Feb 2027 Due On 07/15/24 With Ex Date 07/15/24, CUSIP 14317HAC5	0.00		-1,592.08		0.24

Realized Gains and Losses (continued)

Trade Date	Transaction Description	Principal Amount	Income Amount	Cost	Accrued Income	Realized G/L
Settlement Date						
<i>Consumer ABS (continued)</i>						
July 15, 2024	Principal Payment of	0.00		-2,732.10		0.53
July 15, 2024	2,732.63 Current Face on 55,000.00 Par Value for Ally Auto Receivables Trust 2022-1 ALLYA 2022-1 A3 3.31% 15 Nov 2026 Due On 07/15/24 With Ex Date 07/15/24, CUSIP 02008JACO					
July 15, 2024	Principal Payment of 492.99	0.00		-492.95		0.04
July 15, 2024	Current Face on 25,000.00 Par Value for CNH Equipment Trust 2022-A CNH 2022-A A3 2.94% 15 Jul 2027 Due On 07/15/24 With Ex Date 07/15/24, CUSIP 12660DAC1					
July 15, 2024	Principal Payment of 1 USD	209.53				0.00
July 15, 2024	on 20,000.00 Par Value for Toyota Auto Receivables 2022-C Owner Trust TAOT 2022-C A3 3.76% 15 Apr 2027 Due On 07/15/24 With Ex Date 07/15/24, CUSIP 89231CAD9					
July 15, 2024	Principal Payment of 1 USD	2,619.00				0.00
July 15, 2024	on 50,000.00 Par Value for Hyundai Auto Receivables Trust 2022-A HART 2022-A A3 2.22% 15 Oct 2026 Due On 07/15/24 With Ex Date 07/15/24, CUSIP 448977ADO					

Realized Gains and Losses (continued)

Trade Date Settlement Date	Transaction Description	Principal Amount	Income Amount	Cost	Accrued Income	Realized G/L
<i>Consumer ABS (continued)</i>						
July 15, 2024 July 15, 2024	Principal Payment of 1 USD on 35,000.00 Par Value for Harley-Davidson Motorcycle Trust 2022-A HDMOT 2022-A A3 3.06% 15 Feb 2027 Due On 07/15/24 With Ex Date 07/15/24, CUSIP 41284YAD8	1,687.54				0.00
July 15, 2024 July 15, 2024	Principal Payment of 1 USD on 75,000.00 Par Value for Mercedes-Benz Auto Receivables Trust 2022-1 MBART 2022-1 A3 5.21% 16 Aug 2027 Due On 07/15/24 With Ex Date 07/15/24, CUSIP 58768PAC8	1,378.38				0.00
July 15, 2024 July 15, 2024	Principal Payment of 209.53 Current Face on 20,000.00 Par Value for Toyota Auto Receivables 2022-C Owner Trust TAOT 2022-C A3 3.76% 15 Apr 2027 Due On 07/15/24 With Ex Date 07/15/24, CUSIP 89231CAD9	0.00		-209.50		0.03
July 15, 2024 July 15, 2024	Principal Payment of 2,619.00 Current Face on 50,000.00 Par Value for Hyundai Auto Receivables Trust 2022-A HART 2022-A A3 2.22% 15 Oct 2026 Due On 07/15/24 With Ex Date 07/15/24, CUSIP 448977ADO	0.00		-2,618.90		0.10

Realized Gains and Losses (continued)

Trade Date Settlement Date	Transaction Description	Principal Amount	Income Amount	Cost	Accrued Income	Realized G/L
<i>Consumer ABS (continued)</i>						
July 15, 2024 July 15, 2024	Principal Payment of 1,687.54 Current Face on 35,000.00 Par Value for Harley-Davidson Motorcycle Trust 2022-A HDMOT 2022-A A3 3.06% 15 Feb 2027 Due On 07/15/24 With Ex Date 07/15/24, CUSIP 41284YAD8	0.00		-1,687.26		0.28
July 15, 2024 July 15, 2024	Principal Payment of 1,378.38 Current Face on 75,000.00 Par Value for Mercedes-Benz Auto Receivables Trust 2022-1 MBART 2022-1 A3 5.21% 16 Aug 2027 Due On 07/15/24 With Ex Date 07/15/24, CUSIP 58768PAC8	0.00		-1,378.11		0.27
July 18, 2024 July 18, 2024	Principal Payment of 1 USD on 40,000.00 Par Value for Honda Auto Receivables 2021-3 Owner Trust HAROT 2021-3 A3 0.41% 18 Nov 2025 Due On 07/18/24 With Ex Date 07/18/24, CUSIP 43815EAC8	1,504.03				0.00
July 18, 2024 July 18, 2024	Principal Payment of 1,504.03 Current Face on 40,000.00 Par Value for Honda Auto Receivables 2021-3 Owner Trust HAROT 2021-3 A3 0.41% 18 Nov 2025 Due On 07/18/24 With Ex Date 07/18/24, CUSIP 43815EAC8	0.00		-1,504.01		0.02

Realized Gains and Losses (continued)

Trade Date Settlement Date	Transaction Description	Principal Amount	Income Amount	Cost	Accrued Income	Realized G/L
<i>Consumer ABS (continued)</i>						
July 22, 2024 July 22, 2024	Principal Payment of 1 USD on 25,000.00 Par Value for Honda Auto Receivables 2021-4 Owner Trust HAROT 2021-4 A3 0.88% 21 Jan 2026 Due On 07/22/24 With Ex Date 07/21/24, CUSIP 43815GAC3	1,057.63				0.00
July 22, 2024 July 22, 2024	Principal Payment of 1,057.63 Current Face on 25,000.00 Par Value for Honda Auto Receivables 2021-4 Owner Trust HAROT 2021-4 A3 0.88% 21 Jan 2026 Due On 07/22/24 With Ex Date 07/21/24, CUSIP 43815GAC3	0.00		-1,057.41		0.22
July 25, 2024 July 25, 2024	Principal Payment of 1 USD on 25,000.00 Par Value for BMW Vehicle Owner Trust 2022-A BMWOT 2022-A A3 3.21% 25 Aug 2026 Due On 07/25/24 With Ex Date 07/25/24, CUSIP 05602RAD3	1,279.34				0.00
July 25, 2024 July 25, 2024	Principal Payment of 1,279.34 Current Face on 25,000.00 Par Value for BMW Vehicle Owner Trust 2022-A BMWOT 2022-A A3 3.21% 25 Aug 2026 Due On 07/25/24 With Ex Date 07/25/24, CUSIP 05602RAD3	0.00		-1,279.27		0.07
Total Consumer ABS		\$25,290.28	\$0.00	-\$25,286.58	\$0.00	\$3.70

Realized Gains and Losses (continued)

Trade Date Settlement Date	Transaction Description	Principal Amount	Income Amount	Cost	Accrued Income	Realized G/L
<i>Commercial ABS</i>						
July 15, 2024 July 15, 2024	Principal Payment of 1 USD on 25,000.00 Par Value for CNH Equipment Trust 2021-C CNH 2021-C A3 0.81% 15 Dec 2026 Due On 07/15/24 With Ex Date 07/15/24, CUSIP 12598LACO	1,219.50				0.00
July 15, 2024 July 15, 2024	Principal Payment of 1,219.50 Current Face on 25,000.00 Par Value for CNH Equipment Trust 2021-C CNH 2021-C A3 0.81% 15 Dec 2026 Due On 07/15/24 With Ex Date 07/15/24, CUSIP 12598LACO	0.00		-1,219.36		0.14
Total Commercial ABS		\$1,219.50	\$0.00	-\$1,219.36	\$0.00	\$0.14
Total Fixed Income		\$41,094.38	\$0.00	-\$41,414.88	\$0.00	-\$320.50
Total Corporate Actions/Income		\$41,094.38	\$0.00	-\$41,414.88	\$0.00	-\$320.50
Sales						
<i>Fixed Income</i>						
<i>US Government</i>						
July 1, 2024 July 2, 2024	Sale 215,000.00 Par Value of United States Treasury Note/Bond 3.125% 15 Aug 2025 @ 97.88% Received Accrued Interest of \$2,547.22, CUSIP 91282CFE6	210,439.65		-212,488.87	2,547.22	-2,049.22

Realized Gains and Losses (continued)

Trade Date Settlement Date	Transaction Description	Principal Amount	Income Amount	Cost	Accrued Income	Realized G/L
<i>US Government (continued)</i>						
July 18, 2024 July 23, 2024	Sale 20,000.00 Par Value of United States Treasury Note/Bond 4.375% 15 Aug 2026 @ 99.87% Received Accrued Interest of \$382.21, CUSIP 91282CHU8	19,973.44		-19,862.80	382.21	110.64
July 25, 2024 July 26, 2024	Sale 20,000.00 Par Value of United States Treasury Note/Bond 4.25% 15 Oct 2025 @ 99.46% Received Accrued Interest of \$236.89, CUSIP 91282CFP1	19,892.97		-19,868.75	236.89	24.22
July 30, 2024 July 31, 2024	Sale 40,000.00 Par Value of United States Treasury Note/Bond 4.25% 15 Oct 2025 @ 99.47% Received Accrued Interest of \$496.99, CUSIP 91282CFP1	39,789.06		-39,737.50	496.99	51.56
Total US Government		\$290,095.12	\$0.00	-\$291,957.92	\$3,663.31	-\$1,862.80
<i>US Credit</i>						
July 15, 2024 July 16, 2024	Sale 75,000.00 Par Value of JPMorgan Chase & Co Variable 4.08% 26 Apr 2026 @ 98.92% Received Accrued Interest of \$680.00, CUSIP 46647PCZ7	74,190.00		-75,000.00	680.00	-810.00
July 16, 2024 July 17, 2024	Sale 45,000.00 Par Value of Microsoft Corp 3.125% 03 Nov 2025 @ 97.94% Received Accrued Interest of \$289.06, CUSIP 594918BJ2	44,074.35		-44,074.35	289.06	0.00

Realized Gains and Losses (continued)

Trade Date Settlement Date	Transaction Description	Principal Amount	Income Amount	Cost	Accrued Income	Realized G/L
<i>US Credit (continued)</i>						
July 18, 2024	Sale 20,000.00 Par Value of	19,993.80		-20,000.00	255.20	-6.20
July 19, 2024	PNC Financial Services 5.671% 28 Oct 2025 @ 99.97% Received Accrued Interest of \$255.20, CUSIP 693475BH7					
Total US Credit		\$138,258.15	\$0.00	-\$139,074.35	\$1,224.26	-\$816.20
Total Fixed Income		\$428,353.27	\$0.00	-\$431,032.27	\$4,887.57	-\$2,679.00
Total Sales		\$428,353.27	\$0.00	-\$431,032.27	\$4,887.57	-\$2,679.00
Cash Sweep Activity						
<i>Cash and Equivalents</i>						
<i>Cash Equivalents</i>						
July 31, 2024	Sweep sales totaling	280,571.89		-280,571.89		0.00
July 31, 2024	-280,571.89 units of Fidelity Government Portfolio for CITY OF DORAL STORM WATER ACCOUNT - Capital (6 Transactions), CUSIP 316175108					
Total Cash Equivalents		\$280,571.89	\$0.00	-\$280,571.89	\$0.00	\$0.00
Total Cash and Equivalents		\$280,571.89	\$0.00	-\$280,571.89	\$0.00	\$0.00
Total Cash Sweep Activity		\$280,571.89	\$0.00	-\$280,571.89	\$0.00	\$0.00
Total	CITY OF DORAL STORM WATER ACCOUNT	\$750,019.54	\$0.00	-\$753,019.04	\$4,887.57	-\$2,999.50

Contributions and Receipts

Trade Date	Transaction Description	Principal Amount	Income Amount
Settlement Date			
	CITY OF DORAL STORM WATER ACCOUNT		
Contributions/Receipts			
<i>Transfers</i>			
July 31, 2024	Aggregate Cash Transfer due to Interest Transfer, Spot Currency USD		4,307.55
July 31, 2024			
Total Transfers		\$0.00	\$4,307.55
Total Contributions/Receipts		\$0.00	\$4,307.55
Total	CITY OF DORAL STORM WATER ACCOUNT	\$0.00	\$4,307.55

Distributions and Disbursements

Trade Date	Transaction Description	Principal Amount	Income Amount
Settlement Date			
	CITY OF DORAL STORM WATER ACCOUNT		
Distributions/Disbursements			
<i>Transfers</i>			
July 31, 2024	Aggregate Cash Transfer due to Interest Transfer, Spot Currency USD	-4,307.55	
July 31, 2024			
Total Transfers		-\$4,307.55	\$0.00
Total Distributions/Disbursements		-\$4,307.55	\$0.00
Total	CITY OF DORAL STORM WATER ACCOUNT	-\$4,307.55	\$0.00

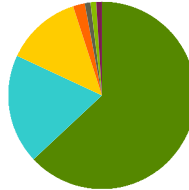
Fees and Expenses

No transactions this period.

Income Received

Summary

	Amount	Percent
US Government	19,362.50	63%
Consumer ABS	5,899.54	19%
US Credit	4,081.33	13%
CMBS	506.99	2%
Cash Equivalents	292.40	1%
Agency MBS	248.89	1%
CMO	183.89	1%
Commercial ABS	88.54	0%
Total of Your Portfolio	\$30,664.08	100%



Details

Trade Date	Settlement Date	Transaction Description	Principal Amount	Income Amount
		CITY OF DORAL STORM WATER ACCOUNT		
Income Received				
<i>Dividends</i>				
<i>Cash and Equivalents</i>				
<i>Cash Equivalents</i>				
July 1, 2024		Daily Rate Income on Fidelity Government Portfolio For Period of 06/01/24 to 06/30/24 Due on		292.40
July 1, 2024		07/01/24, CUSIP 316175108		
Total Cash Equivalents			\$0.00	\$292.40
Total Cash and Equivalents			\$0.00	\$292.40
Total Dividends			\$0.00	\$292.40

Income Received (continued)

Trade Date			Principal Amount	Income Amount
Settlement Date	Transaction Description			
<i>Interest</i>				
<i>Fixed Income</i>				
<i>US Government</i>				
July 15, 2024	Interest Payment 0.03875 USD United States Treasury Note/Bond 3.875% 15 Jan 2026 For			5,425.00
July 15, 2024	280,000.00 Par Value Due on 07/15/24 With Ex Date 07/15/24, CUSIP 91282CGE5			
July 15, 2024	Interest Payment 0.04 USD United States Treasury Note/Bond 4% 15 Jan 2027 For 275,000.00 Par			5,500.00
July 15, 2024	Value Due on 07/15/24 With Ex Date 07/15/24, CUSIP 91282CJT9			
July 15, 2024	Interest Payment 0.045 USD United States Treasury Note/Bond 4.5% 15 Jul 2026 For 375,000.00			8,437.50
July 15, 2024	Par Value Due on 07/15/24 With Ex Date 07/15/24, CUSIP 91282CHM6			
Total US Government			\$0.00	\$19,362.50
<i>Agency MBS</i>				
July 15, 2024	Interest Payment of 0.065 USD on 21,646.37 Current Face for Ginnie Mae I Pool GN 646043 6.5%			117.25
July 15, 2024	15 Oct 2037 Due On 07/15/24 With Ex Date 07/01/24, CUSIP 36292DWC2			
July 25, 2024	Interest Payment of 0.03 USD on 34,514.92 Current Face for Fannie Mae Pool FN FM4174 3% 01			86.29
July 25, 2024	Nov 2032 Due On 07/25/24 With Ex Date 07/01/24, CUSIP 3140X7T82			
July 25, 2024	Interest Payment of 0.03 USD on 18,140.50 Current Face for Fannie Mae Pool FN BM4614 3% 01			45.35
July 25, 2024	Mar 2033 Due On 07/25/24 With Ex Date 07/01/24, CUSIP 3140J9DU2			
Total Agency MBS			\$0.00	\$248.89
<i>CMO</i>				
July 15, 2024	Interest Payment of 0.04 USD on 7,611.37 Current Face for Freddie Mac REMICS FHR 3842 PH			25.37
July 15, 2024	4% 15 Apr 2041 Due On 07/15/24 With Ex Date 07/01/24, CUSIP 3137A9QP4			
July 22, 2024	Interest Payment of 0.025 USD on 29,345.18 Current Face for Government National Mortgage			61.14
July 22, 2024	Association GNR 2019-H12 JA 2.5% 20 Jul 2069 Due On 07/22/24 With Ex Date 07/01/24, CUSIP 38380LXE8			
July 22, 2024	Interest Payment of 0.0225 USD on 35,403.36 Current Face for Government National Mortgage			66.38
July 22, 2024	Association GNR 2020-H02 DA 2.25% 20 Dec 2069 Due On 07/22/24 With Ex Date 07/01/24, CUSIP 38380LV67			
July 22, 2024	Interest Payment of 0.03 USD on 12,398.86 Current Face for Government National Mortgage			31.00
July 22, 2024	Association GNR 2014-H19 HA 3% 20 Sep 2064 Due On 07/22/24 With Ex Date 07/01/24, CUSIP 38375UPV6			
Total CMO			\$0.00	\$183.89

Income Received (continued)

Trade Date Settlement Date	Transaction Description	Principal Amount	Income Amount
CMBS			
July 15, 2024 July 15, 2024	Interest Payment of 0.001075 USD on 11,284.74 Current Face for Ford Credit Auto Owner Trust 2022-A FORDO 2022-A A3 1.29% 15 Jun 2026 Due On 07/15/24 With Ex Date 07/15/24, CUSIP 345286AC2		12.13
July 15, 2024 July 15, 2024	Interest Payment of 0.004242 USD on 50,000.00 Current Face for John Deere Owner Trust 2022-C JDOT 2022-C A3 5.09% 15 Jun 2027 Due On 07/15/24 With Ex Date 07/15/24, CUSIP 47800BAC2		212.08
July 15, 2024 July 15, 2024	Interest Payment of 0.004358 USD on 30,430.31 Current Face for Daimler Trucks Retail Trust 2022-1 DTRT 2022-1 A3 5.23% 17 Feb 2026 Due On 07/15/24 With Ex Date 07/15/24, CUSIP 233869AC0		132.63
July 15, 2024 July 15, 2024	Interest Payment of 0.000467 USD on 10,879.59 Current Face for CarMax Auto Owner Trust 2021-4 CARMX 2021-4 A3 0.56% 15 Sep 2026 Due On 07/15/24 With Ex Date 07/15/24, CUSIP 14317JAD9		5.08
July 16, 2024 July 16, 2024	Interest Payment of 0.00105 USD on 10,716.29 Current Face for GM Financial Consumer Automobile Receivables Trust 2022-1 GMCAR 2022-1 A3 1.26% 16 Nov 2026 Due On 07/16/24 With Ex Date 07/16/24, CUSIP 380146AC4		11.25
July 16, 2024 July 16, 2024	Interest Payment of 0.002583 USD on 14,997.41 Current Face for GM Financial Consumer Automobile Receivables Trust 2022-2 GMCAR 2022-2 A3 3.1% 16 Feb 2027 Due On 07/16/24 With Ex Date 07/16/24, CUSIP 362585AC5		38.74
July 25, 2024 July 25, 2024	Interest Payment of 0.001902 USD on 50,000.00 Current Face for Freddie Mac Multifamily Structured Pass Through Certificates FHMS K736 A2 2.282% 25 Jul 2026 Due On 07/25/24 With Ex Date 07/01/24, CUSIP 3137FNWX4		95.08
Total CMBS		\$0.00	\$506.99
Consumer ABS			
July 15, 2024 July 15, 2024	Interest Payment of 0.002767 USD on 60,000.00 Current Face for Discover Card Execution Note Trust DCENT 2022-A2 A 3.32% 15 May 2027 Due On 07/15/24 With Ex Date 07/15/24, CUSIP 254683CS2		166.00
July 15, 2024 July 15, 2024	Interest Payment of 0.002908 USD on 65,000.00 Current Face for Capital One Multi-Asset Execution Trust COMET 2022-A2 A 3.49% 15 May 2027 Due On 07/15/24 With Ex Date 07/15/24, CUSIP 14041NGA3		189.04
July 15, 2024 July 15, 2024	Interest Payment of 0.0043 USD on 100,000.00 Current Face for Chase Issuance Trust CHAIT 2023-A1 A 5.16% 15 Sep 2028 Due On 07/15/24 With Ex Date 07/15/24, CUSIP 161571HT4		430.00
July 15, 2024 July 15, 2024	Interest Payment of 0.002967 USD on 55,000.00 Current Face for Discover Card Execution Note Trust DCENT 2022-A3 A3 3.56% 15 Jul 2027 Due On 07/15/24 With Ex Date 07/15/24, CUSIP 254683CW3		163.17

Income Received (continued)

Trade Date			Principal Amount	Income Amount
Settlement Date	Transaction Description			
<i>Consumer ABS (continued)</i>				
July 15, 2024	Interest Payment of 0.002642 USD on 20,763.95 Current Face for Capital One Prime Auto			54.85
July 15, 2024	Receivables Trust 2022-1 COPAR 2022-1 A3 3.17% 15 Apr 2027 Due On 07/15/24 With Ex Date 07/15/24, CUSIP 14043QAC6			
July 15, 2024	Interest Payment of 0.00245 USD on 21,738.19 Current Face for CNH Equipment Trust 2022-A			53.26
July 15, 2024	CNH 2022-A A3 2.94% 15 Jul 2027 Due On 07/15/24 With Ex Date 07/15/24, CUSIP 12660DAC1			
July 15, 2024	Interest Payment of 0.004617 USD on 30,000.00 Current Face for Hyundai Auto Receivables Trust			138.50
July 15, 2024	2023-C HART 2023-C A3 5.54% 16 Oct 2028 Due On 07/15/24 With Ex Date 07/15/24, CUSIP 44918CAD4			
July 15, 2024	Interest Payment of 0.00255 USD on 19,379.45 Current Face for Harley-Davidson Motorcycle Trust			49.42
July 15, 2024	2022-A HDMOT 2022-A A3 3.06% 15 Feb 2027 Due On 07/15/24 With Ex Date 07/15/24, CUSIP 41284YAD8			
July 15, 2024	Interest Payment of 0.004567 USD on 20,000.00 Current Face for Hyundai Auto Receivables Trust			91.33
July 15, 2024	2023-B HART 2023-B A3 5.48% 17 Apr 2028 Due On 07/15/24 With Ex Date 07/15/24, CUSIP 44933XAD9			
July 15, 2024	Interest Payment of 0.004608 USD on 35,000.00 Current Face for Bank of America Auto Trust			161.29
July 15, 2024	2023-1 BAAT 2023-1A A3 5.53% 15 Feb 2028 Due On 07/15/24 With Ex Date 07/15/24, CUSIP 06428AAC2			
July 15, 2024	Interest Payment of 0.00445 USD on 70,000.00 Current Face for Carmax Auto Owner Trust 2022-4			311.50
July 15, 2024	CARMX 2022-4 A3 5.34% 16 Aug 2027 Due On 07/15/24 With Ex Date 07/15/24, CUSIP 14318UAD3			
July 15, 2024	Interest Payment of 0.004942 USD on 20,000.00 Current Face for Nissan Auto Receivables 2023-B			98.83
July 15, 2024	Owner Trust NAROT 2023-B A3 5.93% 15 Mar 2028 Due On 07/15/24 With Ex Date 07/15/24, CUSIP 65480MAD5			
July 15, 2024	Interest Payment of 0.004608 USD on 70,000.00 Current Face for Fifth Third Auto Trust 2023-1			322.58
July 15, 2024	FITAT 2023-1 A3 5.53% 15 Aug 2028 Due On 07/15/24 With Ex Date 07/15/24, CUSIP 31680EAD3			
July 15, 2024	Interest Payment of 0.00305 USD on 25,000.00 Current Face for Capital One Prime Auto			76.25
July 15, 2024	Receivables Trust 2022-2 COPAR 2022-2 A3 3.66% 17 May 2027 Due On 07/15/24 With Ex Date 07/15/24, CUSIP 14043GAD6			
July 15, 2024	Interest Payment of 0.004108 USD on 30,000.00 Current Face for Honda Auto Receivables 2023-2			123.25
July 15, 2024	Owner Trust HAROT 2023-2 A3 4.93% 15 Nov 2027 Due On 07/15/24 With Ex Date 07/15/24, CUSIP 437927ACO			

Income Received (continued)

Trade Date		Principal Amount	Income Amount
Settlement Date	Transaction Description		
<i>Consumer ABS (continued)</i>			
July 15, 2024	Interest Payment of 0.003875 USD on 25,000.00 Current Face for Ford Credit Auto Owner Trust		96.88
July 15, 2024	2023-A FORDO 2023-A A3 4.65% 15 Feb 2028 Due On 07/15/24 With Ex Date 07/15/24, CUSIP 344928AD8		
July 15, 2024	Interest Payment of 0.002908 USD on 23,841.44 Current Face for CarMax Auto Owner Trust		69.34
July 15, 2024	2022-2 CARMX 2022-2 A3 3.49% 16 Feb 2027 Due On 07/15/24 With Ex Date 07/15/24, CUSIP 14317HAC5		
July 15, 2024	Interest Payment of 0.00455 USD on 100,000.00 Current Face for Ally Auto Receivables Trust		455.00
July 15, 2024	2023-1 ALLYA 2023-1 A3 5.46% 15 May 2028 Due On 07/15/24 With Ex Date 07/15/24, CUSIP 02007WAC2		
July 15, 2024	Interest Payment of 0.004342 USD on 55,000.00 Current Face for Honda Auto Receivables 2024-1		238.79
July 15, 2024	Owner Trust HAROT 2024-1 A3 5.21% 15 Aug 2028 Due On 07/15/24 With Ex Date 07/15/24, CUSIP 437918AC9		
July 15, 2024	Interest Payment of 0.004617 USD on 20,000.00 Current Face for Toyota Auto Receivables 2023-D		92.33
July 15, 2024	Owner Trust TAOT 2023-D A3 5.54% 15 Aug 2028 Due On 07/15/24 With Ex Date 07/15/24, CUSIP 89239FAD4		
July 15, 2024	Interest Payment of 0.00465 USD on 80,000.00 Current Face for USAA Auto Owner Trust 2023-A		372.00
July 15, 2024	USAOT 2023-A A3 5.58% 15 May 2028 Due On 07/15/24 With Ex Date 07/15/24, CUSIP 90291VAC4		
July 15, 2024	Interest Payment of 0.000458 USD on 19,136.72 Current Face for CarMax Auto Owner Trust		8.77
July 15, 2024	2021-3 CARMX 2021-3 A3 0.55% 15 Jun 2026 Due On 07/15/24 With Ex Date 07/15/24, CUSIP 14317DAC4		
July 15, 2024	Interest Payment of 0.001933 USD on 19,434.46 Current Face for John Deere Owner Trust 2022		37.57
July 15, 2024	JDOT 2022-A A3 2.32% 15 Sep 2026 Due On 07/15/24 With Ex Date 07/15/24, CUSIP 47787JAC2		
July 15, 2024	Interest Payment of 0.004342 USD on 75,000.00 Current Face for Mercedes-Benz Auto Receivables		325.63
July 15, 2024	Trust 2022-1 MBART 2022-1 A3 5.21% 16 Aug 2027 Due On 07/15/24 With Ex Date 07/15/24, CUSIP 58768PAC8		
July 15, 2024	Interest Payment of 0.00185 USD on 31,427.16 Current Face for Hyundai Auto Receivables Trust		58.14
July 15, 2024	2022-A HART 2022-A A3 2.22% 15 Oct 2026 Due On 07/15/24 With Ex Date 07/15/24, CUSIP 448977ADO		
July 15, 2024	Interest Payment of 0.004133 USD on 15,000.00 Current Face for John Deere Owner Trust 2024		62.00
July 15, 2024	JDOT 2024-A A3 4.96% 15 Nov 2028 Due On 07/15/24 With Ex Date 07/15/24, CUSIP 47800RAD5		

Income Received (continued)

Trade Date Settlement Date	Transaction Description	Principal Amount	Income Amount
<i>Consumer ABS (continued)</i>			
July 15, 2024 July 15, 2024	Interest Payment of 0.0039 USD on 35,000.00 Current Face for John Deere Owner Trust 2024-B JDOT 2024-B A3 5.2% 15 Mar 2029 Due On 07/15/24 With Ex Date 07/15/24, CUSIP 47786WAD2		136.50
July 15, 2024 July 15, 2024	Interest Payment of 0.004958 USD on 30,000.00 Current Face for Mercedes-Benz Auto Receivables Trust 2023-2 MBART 2023-2 A3 5.95% 15 Nov 2028 Due On 07/15/24 With Ex Date 07/15/24, CUSIP 58769FAC9		148.75
July 15, 2024 July 15, 2024	Interest Payment of 0.00405 USD on 50,000.00 Current Face for World Omni Auto Receivables Trust 2024-A WOART 2024-A A3 4.86% 15 Mar 2029 Due On 07/15/24 With Ex Date 07/15/24, CUSIP 98164RAD8		202.50
July 15, 2024 July 15, 2024	Interest Payment of 0.004783 USD on 70,000.00 Current Face for Bank of America Auto Trust 5.74% 15 Jun 2028 Due On 07/15/24 With Ex Date 07/15/24, CUSIP 06054YAC1		334.83
July 15, 2024 July 15, 2024	Interest Payment of 0.000283 USD on 7,327.53 Current Face for Carmax Auto Owner Trust 2021-1 CARMX 2021-1 A3 0.34% 15 Dec 2025 Due On 07/15/24 With Ex Date 07/15/24, CUSIP 14316NAC3		2.08
July 15, 2024 July 15, 2024	Interest Payment of 0.0483 USD on 20,000.00 Current Face for Toyota Auto Receivables 2024-A Owner Trust TAOT 2024-A A3 4.83% 16 Oct 2028 Due On 07/15/24 With Ex Date 07/15/24, CUSIP 89238DADO		80.50
July 15, 2024 July 15, 2024	Interest Payment of 0.003133 USD on 20,000.00 Current Face for Toyota Auto Receivables 2022-C Owner Trust TAOT 2022-C A3 3.76% 15 Apr 2027 Due On 07/15/24 With Ex Date 07/15/24, CUSIP 89231CAD9		62.67
July 15, 2024 July 15, 2024	Interest Payment of 0.002758 USD on 34,201.45 Current Face for Ally Auto Receivables Trust 2022-1 ALLYA 2022-1 A3 3.31% 15 Nov 2026 Due On 07/15/24 With Ex Date 07/15/24, CUSIP 02008JACO		94.34
July 15, 2024 July 15, 2024	Interest Payment of 0.0471 USD on 35,000.00 Current Face for Toyota Auto Receivables 2023-B Owner Trust TAOT 2023-B A3 4.71% 15 Feb 2028 Due On 07/15/24 With Ex Date 07/15/24, CUSIP 891941AD8		137.38
July 15, 2024 July 15, 2024	Interest Payment of 0.001567 USD on 27,863.69 Current Face for Honda Auto Receivables 2022-1 Owner Trust HAROT 2022-1 A3 1.88% 15 May 2026 Due On 07/15/24 With Ex Date 07/15/24, CUSIP 43815BAC4		43.65
July 16, 2024 July 16, 2024	Interest Payment of 0.004042 USD on 10,000.00 Current Face for GM Financial Consumer Automobile Receivables Trust 2024-1 GMCAR 2024-1 A3 4.85% 18 Dec 2028 Due On 07/16/24 With Ex Date 07/16/24, CUSIP 36268GAD7		40.42

Income Received (continued)

Trade Date Settlement Date	Transaction Description	Principal Amount	Income Amount
Consumer ABS (continued)			
July 16, 2024 July 16, 2024	Interest Payment of 0.003725 USD on 25,000.00 Current Face for GM Financial Consumer Automobile Receivables Trust 2023-2 GMCAR 2023-2 A3 4.47% 16 Feb 2028 Due On 07/16/24 With Ex Date 07/16/24, CUSIP 362583AD8		93.13
July 18, 2024 July 18, 2024	Interest Payment of 0.000342 USD on 9,905.80 Current Face for Honda Auto Receivables 2021-3 Owner Trust HAROT 2021-3 A3 0.41% 18 Nov 2025 Due On 07/18/24 With Ex Date 07/18/24, CUSIP 43815EAC8		3.38
July 22, 2024 July 22, 2024	Interest Payment of 0.000733 USD on 9,989.38 Current Face for Honda Auto Receivables 2021-4 Owner Trust HAROT 2021-4 A3 0.88% 21 Jan 2026 Due On 07/22/24 With Ex Date 07/21/24, CUSIP 43815GAC3		7.33
July 22, 2024 July 22, 2024	Interest Payment of 0.004725 USD on 15,000.00 Current Face for Honda Auto Receivables 2023-4 Owner Trust HAROT 2023-4 A3 5.67% 21 Jun 2028 Due On 07/22/24 With Ex Date 07/21/24, CUSIP 438123AC5		70.88
July 25, 2024 July 25, 2024	Interest Payment of 0.004558 USD on 15,000.00 Current Face for BMW Vehicle Owner Trust 2023-A BMWOT 2023-A A3 5.47% 25 Feb 2028 Due On 07/25/24 With Ex Date 07/25/24, CUSIP 05592XAD2		68.37
July 25, 2024 July 25, 2024	Interest Payment of 0.004275 USD on 20,000.00 Current Face for Chase Auto Owner Trust 2024-1 CHAOT 2024-1A A3 5.13% 25 May 2029 Due On 07/25/24 With Ex Date 07/25/24, CUSIP 16144BAC2		85.50
July 25, 2024 July 25, 2024	Interest Payment of 0.002675 USD on 15,555.44 Current Face for BMW Vehicle Owner Trust 2022-A BMWOT 2022-A A3 3.21% 25 Aug 2026 Due On 07/25/24 With Ex Date 07/25/24, CUSIP 05602RAD3		41.61
Total Consumer ABS		\$0.00	\$5,899.54
Commercial ABS			
July 15, 2024 July 15, 2024	Interest Payment of 0.003975 USD on 20,000.00 Current Face for CNH Equipment Trust 4.77% 15 Jun 2029 Due On 07/15/24 With Ex Date 07/15/24, CUSIP 18978FAC0		79.50
July 15, 2024 July 15, 2024	Interest Payment of 0.000675 USD on 13,388.15 Current Face for CNH Equipment Trust 2021-C CNH 2021-C A3 0.81% 15 Dec 2026 Due On 07/15/24 With Ex Date 07/15/24, CUSIP 12598LACO		9.04
Total Commercial ABS		\$0.00	\$88.54
US Credit			
July 8, 2024 July 8, 2024	Interest Payment 0.0525 USD American Honda Finance Corp 5.25% 07 Jul 2026 For 30,000.00 Par Value Due on 07/08/24 With Ex Date 07/07/24, CUSIP 02665WEK3		787.50
July 8, 2024 July 8, 2024	Interest Payment 0.048 USD Caterpillar Financial Services Corp 4.8% 06 Jan 2026 For 65,000.00 Par Value Due on 07/08/24 With Ex Date 07/06/24, CUSIP 14913R3B1		1,560.00

Income Received (continued)

Trade Date		Principal Amount	Income Amount
Settlement Date	Transaction Description		
<i>US Credit (continued)</i>			
July 15, 2024	Interest Payment of 0.002942 USD on 20,000.00 Current Face for BA Credit Card Trust BACCT		58.83
July 15, 2024	2022-A1 A1 3.53% 15 Nov 2027 Due On 07/15/24 With Ex Date 07/15/24, CUSIP 05522RDE5		
July 16, 2024	Interest Payment 0.05 USD Principal Life Global Funding II 5% 16 Jan 2027 For 35,000.00 Par		875.00
July 16, 2024	Value Due on 07/16/24 With Ex Date 07/16/24, CUSIP 74256LEX3		
July 23, 2024	Interest Payment 0.02 USD Morgan Stanley 4% 23 Jul 2025 For 40,000.00 Par Value Due on		800.00
July 23, 2024	07/23/24 With Ex Date 07/23/24, CUSIP 6174468C6		
Total US Credit		\$0.00	\$4,081.33
Total Fixed Income		\$0.00	\$30,371.68
Total Interest		\$0.00	\$30,371.68
Total Income Received		\$0.00	\$30,664.08
Total	CITY OF DORAL STORM WATER ACCOUNT	\$0.00	\$30,664.08

Other Income and Capital Gain Distributions

No transactions this period.

Security Transactions

Trade Date Settlement Date	Transaction Description	Principal Amount	Income Amount	Cost	Accrued Income	Realized G/L
CITY OF DORAL STORM WATER ACCOUNT						
Security Transactions						
<i>Adjustments</i>						
July 16, 2024 July 16, 2024	Adjustment - Accreted Market Discount Current Year of Microsoft Corp 3.125% 03 Nov 2025 - Adjustment Amount of \$477.45, Federal Cost \$477.45, State Cost \$477.45, CUSIP 594918BJ2	0.00		477.45		0.00
July 18, 2024 July 18, 2024	Adjustment - Accreted Market Discount Current Year of United States Treasury Note/Bond 4.375% 15 Aug 2026 - Adjustment Amount of \$53.43, Federal Cost \$53.43, State Cost \$53.43, CUSIP 91282CHU8	0.00		53.43		0.00
Total Adjustments		\$0.00	\$0.00	\$530.88	\$0.00	\$0.00
Total Security Transactions		\$0.00	\$0.00	\$530.88	\$0.00	\$0.00
Total CITY OF DORAL STORM WATER ACCOUNT		\$0.00	\$0.00	\$530.88	\$0.00	\$0.00

Income Accrual on July 31, 2024

	Number of Shares	Ex Date Pay Date	Annual Rate	Beginning Accrual	Income Earned	Income Received	Ending Accrual
Cash and Equivalents							
<i>Cash</i>							
US Dollar (Spot Currency:USD)	-39,998.80			0.00	0.00	0.00	0.00
Total Cash				\$0.00	\$0.00	\$0.00	\$0.00
<i>Cash Equivalents</i>							
Fidelity Government Portfolio (CUSIP:316175108)	51,414.70		5.13%	292.40	337.99	292.40	337.99
Total Cash Equivalents				\$292.40	\$337.99	\$292.40	\$337.99
<i>Accrued Income</i>							
Ending Accrual (Firm Defined Security ID:TOTALACCR)	0.00			0.00	0.00	0.00	0.00
Total Accrued Income				\$0.00	\$0.00	\$0.00	\$0.00
Total Cash and Equivalents				\$292.40	\$337.99	\$292.40	\$337.99
Fixed Income							
<i>US Government</i>							
United States Treasury Note/Bond 3.125% 15 Aug 2025 (CUSIP:91282CFE6)	0.00			2,528.76	18.46	2,547.22	0.00
United States Treasury Note/Bond 3.625% 15 May 2026 (CUSIP:91282CHB0)	395,000.00	11/15/24	3.67%	1,828.76	1,206.19	0.00	3,034.95
United States Treasury Note/Bond 3.75% 15 Apr 2026 (CUSIP:91282CGV7)	415,000.00	10/15/24	3.79%	3,274.08	1,318.13	0.00	4,592.21
United States Treasury Note/Bond 3.875% 15 Jan 2026 (CUSIP:91282CGE5)	280,000.00	01/15/25	3.91%	5,007.69	918.53	5,425.00	501.22
United States Treasury Note/Bond 4.125% 15 Feb 2027 (CUSIP:91282CKA8)	275,000.00	08/15/24	4.13%	4,269.49	966.09	0.00	5,235.58
United States Treasury Note/Bond 4.125% 15 Jun 2026 (CUSIP:91282CHH7)	210,000.00	12/15/24	4.14%	378.69	733.71	0.00	1,112.40

Income Accrual on July 31, 2024 (continued)

	Number of Shares	Ex Date Pay Date	Annual Rate	Beginning Accrual	Income Earned	Income Received	Ending Accrual
<i>US Government (continued)</i>							
United States Treasury Note/Bond 4% 15 Dec 2025 (CUSIP:91282CGA3)	230,000.00	12/15/24	4.03%	402.18	779.24	0.00	1,181.42
United States Treasury Note/Bond 4% 15 Feb 2026 (CUSIP:91282CGL9)	335,000.00	08/15/24	4.03%	5,043.41	1,141.21	0.00	6,184.62
United States Treasury Note/Bond 4% 15 Jan 2027 (CUSIP:91282CJT9)	275,000.00	01/15/25	4.02%	5,076.92	931.23	5,500.00	508.15
United States Treasury Note/Bond 4.25% 15 Mar 2027 (CUSIP:91282CKE0)	170,000.00	09/15/24	4.24%	2,120.38	608.63	0.00	2,729.01
United States Treasury Note/Bond 4.25% 15 Oct 2025 (CUSIP:91282CFP1)	85,000.00	10/15/24	4.27%	1,296.48	503.38	733.88	1,065.98
United States Treasury Note/Bond 4.375% 15 Aug 2026 (CUSIP:91282CHU8)	330,000.00	08/15/24	4.37%	5,763.22	1,282.45	382.21	6,663.46
United States Treasury Note/Bond 4.375% 15 Dec 2026 (CUSIP:91282CJP7)	495,000.00	12/15/24	4.36%	946.72	1,834.27	0.00	2,780.99
United States Treasury Note/Bond 4.5% 15 Apr 2027 (CUSIP:91282CKJ9)	280,000.00	10/15/24	4.46%	2,650.82	1,067.21	0.00	3,718.03
United States Treasury Note/Bond 4.5% 15 Jul 2026 (CUSIP:91282CHM6)	375,000.00	01/15/25	4.48%	7,788.46	1,428.59	8,437.50	779.55
United States Treasury Note/Bond 4.5% 15 May 2027 (CUSIP:91282CKR1)	250,000.00	11/15/24	4.45%	1,436.82	947.69	0.00	2,384.51
United States Treasury Note/Bond 4.5% 15 Nov 2025 (CUSIP:91282CFW6)	300,000.00	11/15/24	4.50%	1,724.18	1,137.23	0.00	2,861.41
United States Treasury Note/Bond 4.625% 15 Jun 2027 (CUSIP:91282CKV2)	270,000.00	12/15/24	4.56%	0.00	955.33	-580.02	1,535.35
United States Treasury Note/Bond 4.625% 15 Nov 2026 (CUSIP:91282CJK8)	325,000.00	11/15/24	4.58%	1,919.75	1,266.22	0.00	3,185.97

Income Accrual on July 31, 2024 (continued)

	Number of Shares	Ex Date Pay Date	Annual Rate	Beginning Accrual	Income Earned	Income Received	Ending Accrual
US Government (continued)							
United States Treasury Note/Bond 4.625% 15 Oct 2026 (CUSIP:91282CJC6)	100,000.00	10/15/24	4.59%	973.02	391.73	0.00	1,364.75
Total US Government				\$54,429.83	\$19,435.52	\$22,445.79	\$51,419.56
Agency MBS							
Fannie Mae Pool FN BM4614 3% 01 Mar 2033 (CUSIP:3140J9DU2)	17,754.51	08/01/24	3.13%	45.35	44.39	45.35	44.39
Fannie Mae Pool FN FM4174 3% 01 Nov 2032 (CUSIP:3140X7T82)	33,095.11	08/01/24	3.09%	86.29	82.74	86.29	82.74
Ginnie Mae I Pool GN 646043 6.5% 15 Oct 2037 (CUSIP:36292DWC2)	21,564.05	08/01/24	6.27%	117.25	116.81	117.25	116.81
Total Agency MBS				\$248.89	\$243.94	\$248.89	\$243.94
CMO							
Freddie Mac REMICS FHR 3842 PH 4% 15 Apr 2041 (CUSIP:3137A9QP4)	7,498.97	08/01/24	4.09%	25.37	25.00	25.37	25.00
Government National Mortgage Association GNR 2014-H19 HA 3% 20 Sep 2064 (CUSIP:38375UPV6)	9,272.59	08/01/24	3.08%	31.00	23.18	31.00	23.18
Government National Mortgage Association GNR 2019-H12 JA 2.5% 20 Jul 2069 (CUSIP:38380LXE8)	27,780.78	08/01/24	2.57%	61.14	57.88	61.14	57.88
Government National Mortgage Association GNR 2020-H02 DA 2.25% 20 Dec 2069 (CUSIP:38380LV67)	34,344.46	08/01/24	2.32%	66.38	64.40	66.38	64.40
Total CMO				\$183.89	\$170.46	\$183.89	\$170.46
CMBS							
CarMax Auto Owner Trust 2021-4 CARMX 2021-4 A3 0.56% 15 Sep 2026 (CUSIP:14317JAD9)	9,929.48	08/15/24	0.57%	2.71	4.84	5.08	2.47

Income Accrual on July 31, 2024 (continued)

	Number of Shares	Ex Date Pay Date	Annual Rate	Beginning Accrual	Income Earned	Income Received	Ending Accrual
CMBS (continued)							
Daimler Trucks Retail Trust 2022-1 DTRT 2022-1 A3 5.23% 17 Feb 2026 (CUSIP:233869AC0)	27,473.30	08/15/24	5.24%	70.73	125.76	132.63	63.86
Ford Credit Auto Owner Trust 2022-A FORDO 2022-A A3 1.29% 15 Jun 2026 (CUSIP:345286AC2)	10,244.59	08/15/24	1.31%	6.47	11.53	12.13	5.87
Freddie Mac Multifamily Structured Pass Through Certificates FHMS K736 A2 2.282% 25 Jul 2026 (CUSIP:3137FNWX4)	50,000.00	08/01/24	2.38%	95.08	95.08	95.08	95.08
GM Financial Consumer Automobile Receivables Trust 2022-1 GMCAR 2022-1 A3 1.26% 16 Nov 2026 (CUSIP:380146AC4)	9,813.55	08/16/24	1.28%	5.63	10.77	11.25	5.15
GM Financial Consumer Automobile Receivables Trust 2022-2 GMCAR 2022-2 A3 3.1% 16 Feb 2027 (CUSIP:362585AC5)	14,012.91	08/16/24	3.14%	19.37	37.47	38.74	18.10
Hyundai Auto Receivables Trust 2024-B HART 2024-B A3 4.84% 15 Mar 2029 (CUSIP:44934QAD3)	30,000.00	08/15/24	4.82%	0.00	28.23	0.00	28.23
John Deere Owner Trust 2022-C JDOT 2022-C A3 5.09% 15 Jun 2027 (CUSIP:47800BAC2)	50,000.00	08/15/24	5.10%	113.11	212.08	212.08	113.11
Toyota Auto Receivables 2024-C Owner Trust TAOT 2024-C A3 4.88% 15 Mar 2029 (CUSIP:89237QAD2)	40,000.00	08/15/24	4.85%	0.00	5.42	0.00	5.42
Total CMBS				\$313.10	\$531.18	\$506.99	\$337.29
Consumer ABS							
Ally Auto Receivables Trust 2022-1 ALLYA 2022-1 A3 3.31% 15 Nov 2026 (CUSIP:02008JAC0)	31,468.82	08/15/24	3.34%	50.31	90.32	94.34	46.29

Income Accrual on July 31, 2024 (continued)

	Number of Shares	Ex Date Pay Date	Annual Rate	Beginning Accrual	Income Earned	Income Received	Ending Accrual
<i>Consumer ABS (continued)</i>							
Ally Auto Receivables Trust 2023-1 ALLYA 2023-1 A3 5.46% 15 May 2028 (CUSIP:02007WAC2)	100,000.00	08/15/24	5.43%	242.67	455.00	455.00	242.67
Bank of America Auto Trust 2023-1 BAAT 2023-1A A3 5.53% 15 Feb 2028 (CUSIP:06428AAC2)	35,000.00	08/15/24	5.49%	86.02	161.29	161.29	86.02
Bank of America Auto Trust 5.74% 15 Jun 2028 (CUSIP:06054YAC1)	70,000.00	08/15/24	5.66%	178.58	334.83	334.83	178.58
BMW Vehicle Owner Trust 2022-A BMWOT 2022-A A3 3.21% 25 Aug 2026 (CUSIP:05602RAD3)	14,276.10	08/25/24	3.25%	8.32	40.93	41.61	7.64
BMW Vehicle Owner Trust 2023-A BMWOT 2023-A A3 5.47% 25 Feb 2028 (CUSIP:05592XAD2)	15,000.00	08/25/24	5.43%	13.68	68.37	68.37	13.68
Capital One Multi-Asset Execution Trust COMET 2022-A2 A 3.49% 15 May 2027 (CUSIP:14041NGA3)	65,000.00	08/15/24	3.54%	100.82	189.04	189.04	100.82
Capital One Prime Auto Receivables Trust 2022-1 COPAR 2022-1 A3 3.17% 15 Apr 2027 (CUSIP:14043QAC6)	19,492.17	08/15/24	3.22%	29.25	53.06	54.85	27.46
Capital One Prime Auto Receivables Trust 2022-2 COPAR 2022-2 A3 3.66% 17 May 2027 (CUSIP:14043GAD6)	24,105.13	08/15/24	3.71%	40.67	74.79	76.25	39.21
CarMax Auto Owner Trust 2021-1 CARMX 2021-1 A3 0.34% 15 Dec 2025 (CUSIP:14316NAC3)	4,467.40	08/15/24	0.34%	1.11	1.65	2.08	0.68
CarMax Auto Owner Trust 2021-3 CARMX 2021-3 A3 0.55% 15 Jun 2026 (CUSIP:14317DAC4)	17,226.01	08/15/24	0.56%	4.68	8.30	8.77	4.21
CarMax Auto Owner Trust 2022-2 CARMX 2022-2 A3 3.49% 16 Feb 2027 (CUSIP:14317HAC5)	22,249.12	08/15/24	3.53%	36.98	66.87	69.34	34.51

Income Accrual on July 31, 2024 (continued)

	Number of Shares	Ex Date Pay Date	Annual Rate	Beginning Accrual	Income Earned	Income Received	Ending Accrual
<i>Consumer ABS (continued)</i>							
Carmax Auto Owner Trust 2022-4 CARMX 2022-4 A3 5.34% 16 Aug 2027 (CUSIP:14318UAD3)	70,000.00	08/15/24	5.33%	166.13	311.50	311.50	166.13
Chase Auto Owner Trust 2024-1 CHAOT 2024-1A A3 5.13% 25 May 2029 (CUSIP:16144BAC2)	20,000.00	08/25/24	5.09%	17.10	85.50	85.50	17.10
Chase Issuance Trust CHAIT 2023-A1 A 5.16% 15 Sep 2028 (CUSIP:161571HT4)	100,000.00	08/15/24	5.10%	229.33	430.00	430.00	229.33
CNH Equipment Trust 2022-A CNH 2022-A A3 2.94% 15 Jul 2027 (CUSIP:12660DAC1)	21,245.20	08/15/24	3.00%	28.40	52.62	53.26	27.76
Discover Card Execution Note Trust DCENT 2022-A2 A 3.32% 15 May 2027 (CUSIP:254683CS2)	60,000.00	08/15/24	3.37%	88.53	166.00	166.00	88.53
Discover Card Execution Note Trust DCENT 2022-A3 A3 3.56% 15 Jul 2027 (CUSIP:254683CW3)	55,000.00	08/15/24	3.61%	87.02	163.17	163.17	87.02
Fifth Third Auto Trust 2023-1 FITAT 2023-1 A3 5.53% 15 Aug 2028 (CUSIP:31680EAD3)	70,000.00	08/15/24	5.49%	172.04	322.58	322.58	172.04
Ford Credit Auto Owner Trust 2023-A FORDO 2023-A A3 4.65% 15 Feb 2028 (CUSIP:344928AD8)	25,000.00	08/15/24	4.67%	51.67	96.88	96.88	51.67
GM Financial Consumer Automobile Receivables Trust 2023-2 GMCAR 2023-2 A3 4.47% 16 Feb 2028 (CUSIP:362583AD8)	25,000.00	08/16/24	4.50%	46.56	93.13	93.13	46.56
GM Financial Consumer Automobile Receivables Trust 2024-1 GMCAR 2024-1 A3 4.85% 18 Dec 2028 (CUSIP:36268GAD7)	10,000.00	08/16/24	4.84%	20.21	40.42	40.42	20.21

Income Accrual on July 31, 2024 (continued)

	Number of Shares	Ex Date Pay Date	Annual Rate	Beginning Accrual	Income Earned	Income Received	Ending Accrual
<i>Consumer ABS (continued)</i>							
Harley-Davidson Motorcycle Trust 2022-A HDMOT 2022-A A3 3.06% 15 Feb 2027 (CUSIP:41284YAD8)	17,691.91	08/15/24	3.10%	26.36	47.12	49.42	24.06
Honda Auto Receivables 2021-3 Owner Trust HAROT 2021-3 A3 0.41% 18 Nov 2025 (CUSIP:43815EAC8)	8,401.77	08/18/24	0.42%	1.47	3.15	3.38	1.24
Honda Auto Receivables 2021-4 Owner Trust HAROT 2021-4 A3 0.88% 21 Jan 2026 (CUSIP:43815GAC3)	8,931.75	08/21/24	0.90%	2.44	7.07	7.33	2.18
Honda Auto Receivables 2022-1 Owner Trust HAROT 2022-1 A3 1.88% 15 May 2026 (CUSIP:43815BAC4)	25,498.96	08/15/24	0.00%	0.00	43.65	43.65	0.00
Honda Auto Receivables 2023-2 Owner Trust HAROT 2023-2 A3 4.93% 15 Nov 2027 (CUSIP:437927AC0)	30,000.00	08/15/24	4.93%	65.73	123.25	123.25	65.73
Honda Auto Receivables 2023-4 Owner Trust HAROT 2023-4 A3 5.67% 21 Jun 2028 (CUSIP:438123AC5)	15,000.00	08/21/24	5.59%	23.63	70.88	70.88	23.63
Honda Auto Receivables 2024-1 Owner Trust HAROT 2024-1 A3 5.21% 15 Aug 2028 (CUSIP:437918AC9)	55,000.00	08/15/24	5.17%	127.36	238.79	238.79	127.36
Hyundai Auto Receivables Trust 2022-A HART 2022-A A3 2.22% 15 Oct 2026 (CUSIP:448977AD0)	28,808.16	08/15/24	2.26%	31.01	55.55	58.14	28.42
Hyundai Auto Receivables Trust 2023-B HART 2023-B A3 5.48% 17 Apr 2028 (CUSIP:44933XAD9)	20,000.00	08/15/24	5.44%	48.71	91.33	91.33	48.71
Hyundai Auto Receivables Trust 2023-C HART 2023-C A3 5.54% 16 Oct 2028 (CUSIP:44918CAD4)	30,000.00	08/15/24	5.47%	73.87	138.50	138.50	73.87
John Deere Owner Trust 2022 JDOT 2022-A A3 2.32% 15 Sep 2026 (CUSIP:47787JAC2)	17,999.79	08/15/24	2.36%	20.04	36.09	37.57	18.56

Income Accrual on July 31, 2024 (continued)

	Number of Shares	Ex Date Pay Date	Annual Rate	Beginning Accrual	Income Earned	Income Received	Ending Accrual
<i>Consumer ABS (continued)</i>							
John Deere Owner Trust 2024-B JDOT 2024-B A3 5.2% 15 Mar 2029 (CUSIP:47786WAD2)	35,000.00	08/15/24	5.13%	65.72	151.67	136.50	80.89
John Deere Owner Trust 2024 JDOT 2024-A A3 4.96% 15 Nov 2028 (CUSIP:47800RAD5)	15,000.00	08/15/24	4.93%	33.07	62.00	62.00	33.07
Mercedes-Benz Auto Receivables Trust 2022-1 MBART 2022-1 A3 5.21% 16 Aug 2027 (CUSIP:58768PAC8)	73,621.62	08/15/24	5.21%	173.67	322.44	325.63	170.48
Mercedes-Benz Auto Receivables Trust 2023-2 MBART 2023-2 A3 5.95% 15 Nov 2028 (CUSIP:58769FAC9)	30,000.00	08/15/24	5.84%	79.33	148.75	148.75	79.33
Nissan Auto Receivables 2023-B Owner Trust NAROT 2023-B A3 5.93% 15 Mar 2028 (CUSIP:65480MAD5)	20,000.00	08/15/24	5.85%	52.71	98.83	98.83	52.71
Toyota Auto Receivables 2022-C Owner Trust TAOT 2022-C A3 3.76% 15 Apr 2027 (CUSIP:89231CAD9)	19,790.47	08/15/24	3.80%	33.42	62.32	62.67	33.07
Toyota Auto Receivables 2023-B Owner Trust TAOT 2023-B A3 4.71% 15 Feb 2028 (CUSIP:891941AD8)	35,000.00	08/15/24	4.73%	73.27	137.38	137.38	73.27
Toyota Auto Receivables 2023-D Owner Trust TAOT 2023-D A3 5.54% 15 Aug 2028 (CUSIP:89239FAD4)	20,000.00	08/15/24	5.80%	52.36	92.33	92.33	52.36
Toyota Auto Receivables 2024-A Owner Trust TAOT 2024-A A3 4.83% 16 Oct 2028 (CUSIP:89238DAD0)	20,000.00	08/15/24	4.82%	42.93	80.50	80.50	42.93
USAA Auto Owner Trust 2023-A USAOT 2023-A A3 5.58% 15 May 2028 (CUSIP:90291VAC4)	80,000.00	08/15/24	5.55%	198.40	372.00	372.00	198.40

Income Accrual on July 31, 2024 (continued)

	Number of Shares	Ex Date Pay Date	Annual Rate	Beginning Accrual	Income Earned	Income Received	Ending Accrual
<i>Consumer ABS (continued)</i>							
World Omni Auto Receivables Trust 2024-A WOART 2024-A A3 4.86% 15 Mar 2029 (CUSIP:98164RAD8)	50,000.00	08/15/24	4.84%	108.00	202.50	202.50	108.00
Total Consumer ABS				\$3,033.58	\$5,892.35	\$5,899.54	\$3,026.39
<i>Commercial ABS</i>							
CNH Equipment Trust 2021-C CNH 2021-C A3 0.81% 15 Dec 2026 (CUSIP:12598LACO)	12,168.65	08/15/24	0.83%	4.82	8.60	9.04	4.38
CNH Equipment Trust 4.77% 15 Jun 2029 (CUSIP:18978FACO)	20,000.00	08/15/24	4.76%	42.40	79.50	79.50	42.40
Total Commercial ABS				\$47.22	\$88.10	\$88.54	\$46.78
<i>US Credit</i>							
3M Co 2% 14 Feb 2025 (CUSIP:88579YBH3)	60,000.00	08/14/24	2.04%	456.67	100.00	0.00	556.67
Adobe Inc 4.85% 04 Apr 2027 (CUSIP:00724PAE9)	25,000.00	10/04/24	4.79%	293.02	101.04	0.00	394.06
American Honda Finance 4.9% 12 Mar 2027 (CUSIP:02665WFD8)	35,000.00	09/12/24	4.87%	514.50	142.92	0.00	657.42
American Honda Finance Corp 5.25% 07 Jul 2026 (CUSIP:02665WEK3)	30,000.00	01/07/25	5.21%	761.25	131.25	787.50	105.00
AstraZeneca Finance LLC 4.8 26 Feb 2027 (CUSIP:04636NAK9)	30,000.00	08/26/24	4.77%	500.00	120.00	0.00	620.00
BA Credit Card Trust BACCT 2022-A1 A1 3.53% 15 Nov 2027 (CUSIP:05522RDE5)	20,000.00	08/15/24	3.58%	31.38	58.83	58.83	31.38
Bank of America Corp Variable .981% 25 Sep 2025 (CUSIP:06051GJG5)	135,000.00	09/25/24	0.99%	353.16	110.36	0.00	463.52
Bank Of Montreal 5.92% 25 Sep 2025 (CUSIP:06368LWT9)	50,000.00	09/25/24	5.86%	789.33	246.67	0.00	1,036.00

Income Accrual on July 31, 2024 (continued)

	Number of Shares	Ex Date Pay Date	Annual Rate	Beginning Accrual	Income Earned	Income Received	Ending Accrual
<i>US Credit (continued)</i>							
Bank of New York Mellon Corp/The Variable 4.89% 21 Jul 2028 (CUSIP:06406RBX4)	60,000.00	01/21/25	4.87%	0.00	73.35	0.00	73.35
BlackRock Funding Inc 4.6% 26 Jul 2027 (CUSIP:09290DAH4)	45,000.00	01/26/25	4.58%	0.00	28.75	0.00	28.75
BMW US Capital LLC 4.9% 02 Apr 2027 (CUSIP:05565ECH6)	70,000.00	10/02/24	4.87%	847.97	285.84	0.00	1,133.81
BP Cap Markets America 5.017% 17 Nov 2027 (CUSIP:10373QBY5)	55,000.00	11/17/24	4.96%	337.25	229.95	0.00	567.20
Bighthouse Fin Gbl Fund 5.55% 09 Apr 2027 (CUSIP:10921U2J6)	40,000.00	10/09/24	5.51%	493.33	185.00	0.00	678.33
Bristol-Myers Squibb Co 4.9% 22 Feb 2027 (CUSIP:110122EE4)	15,000.00	08/22/24	4.86%	263.37	61.26	0.00	324.63
Canadian Imperial Bank of Commerce 5.237% 28 Jun 2027 (CUSIP:13607L8C0)	25,000.00	12/28/24	5.17%	10.91	109.10	0.00	120.01
Canadian Imperial Bank of Commerce 5.926% 02 Oct 2026 (CUSIP:13607LWT6)	35,000.00	10/02/24	5.80%	512.76	172.85	0.00	685.61
Caterpillar Financial Services Corp 4.8% 06 Jan 2026 (CUSIP:14913R3B1)	65,000.00	01/06/25	4.80%	1,516.67	260.00	1,560.00	216.67
Cintas Corp No 2 3.45% 01 May 2025 (CUSIP:17252MAP5)	20,000.00	11/01/24	3.50%	115.00	57.50	0.00	172.50
Cisco Systems Inc 4.8% 26 Feb 2027 (CUSIP:17275RBQ4)	45,000.00	08/26/24	4.76%	750.00	180.00	0.00	930.00
Eli Lilly & Co 4.5% 09 Feb 2027 (CUSIP:532457CJ5)	45,000.00	08/09/24	4.50%	798.75	168.75	0.00	967.50
Goldman Sachs Bank USA/New York NY Variable 5.414% 21 May 2027 (CUSIP:38151LAG5)	55,000.00	11/21/24	5.38%	330.86	248.14	0.00	579.00
Home Depot Inc/The 4.95% 30 Sep 2026 (CUSIP:437076CV2)	15,000.00	09/30/24	4.91%	187.69	61.87	0.00	249.56

Income Accrual on July 31, 2024 (continued)

	Number of Shares	Ex Date Pay Date	Annual Rate	Beginning Accrual	Income Earned	Income Received	Ending Accrual
<i>US Credit (continued)</i>							
Honeywell International 4.65% 30 Jul 2027 (CUSIP:438516CX2)	40,000.00		4.63%	0.00	0.00	0.00	0.00
Hormel Foods Corp 4.8% 30 Mar 2027 (CUSIP:440452AK6)	20,000.00	09/30/24	4.77%	301.33	80.00	0.00	381.33
John Deere Capital Corp 3.4% 06 Jun 2025 (CUSIP:24422EWF2)	10,000.00	12/06/24	3.45%	23.61	28.33	0.00	51.94
John Deere Capital Corp 4.85% 05 Mar 2027 (CUSIP:24422EXM6)	55,000.00	09/05/24	4.82%	844.71	222.29	0.00	1,067.00
JPMorgan Chase & Co Variable 4.08% 26 Apr 2026 (CUSIP:46647PCZ7)	65,000.00	10/26/24	4.12%	1,031.33	348.50	680.00	699.83
JPMorgan Chase & Co Variable 4.979% 22 Jul 2028 (CUSIP:46647PEL6)	45,000.00	01/22/25	4.95%	0.00	56.01	0.00	56.01
Linde Inc 4.7% 05 Dec 2025 (CUSIP:53522KAB9)	65,000.00	12/05/24	4.71%	220.64	254.58	0.00	475.22
Microsoft Corp 3.125% 03 Nov 2025 (CUSIP:594918BJ2)	0.00			226.56	62.50	289.06	0.00
Morgan Stanley 4% 23 Jul 2025 (CUSIP:6174468C6)	40,000.00	01/23/25	4.05%	702.22	133.34	800.00	35.56
Morgan Stanley Variable 5.652% 13 Apr 2028 (CUSIP:61747YFP5)	10,000.00	10/13/24	5.55%	113.04	47.10	0.00	160.14
National Rural Util Coop 4.8% 05 Feb 2027 (CUSIP:63743HFM9)	70,000.00	08/05/24	4.77%	1,362.67	280.00	0.00	1,642.67
New York Life Global Fdg 5.45% 18 Sep 2026 (CUSIP:64953BBF4)	75,000.00	09/18/24	5.37%	1,169.48	340.62	0.00	1,510.10
Northwestern Mutual GLBL 5.07% 25 Mar 2027 (CUSIP:66815L2R9)	25,000.00	09/25/24	5.00%	338.00	105.63	0.00	443.63
PACCAR Financial Corp 5% 13 May 2027 (CUSIP:69371RT22)	25,000.00	11/13/24	4.93%	166.67	104.16	0.00	270.83
Pacific Life Global Fdg li Med 144a Nt 5.5 28 Aug 2026 (CUSIP:6944PL2W8)	15,000.00	08/28/24	5.42%	281.88	68.75	0.00	350.63
PepsiCo Inc 5.125% 10 Nov 2026 (CUSIP:713448FW3)	20,000.00	11/10/24	5.06%	145.21	85.42	0.00	230.63

Income Accrual on July 31, 2024 (continued)

	Number of Shares	Ex Date Pay Date	Annual Rate	Beginning Accrual	Income Earned	Income Received	Ending Accrual
<i>US Credit (continued)</i>							
PNC Financial Services 5.102% 23 Jul 2027 (CUSIP:693475BY0)	45,000.00	01/23/25	5.09%	0.00	51.02	0.00	51.02
PNC Financial Services 5.671% 28 Oct 2025 (CUSIP:693475BH7)	0.00			198.49	56.71	255.20	0.00
Principal Life Global Funding II 5% 16 Jan 2027 (CUSIP:74256LEX3)	35,000.00	01/16/25	4.97%	802.08	145.84	875.00	72.92
State Street Corp Variable 1.746% 06 Feb 2026 (CUSIP:857477BR3)	20,000.00	08/06/24	1.78%	140.65	29.10	0.00	169.75
State Street Corp Variable 5.104% 18 May 2026 (CUSIP:857477CB7)	85,000.00	11/18/24	5.11%	518.20	361.53	0.00	879.73
State Street Corp Variable 5.751% 04 Nov 2026 (CUSIP:857477BX0)	15,000.00	11/04/24	5.71%	136.59	71.88	0.00	208.47
Texas Instruments Inc 4.6% 08 Feb 2027 (CUSIP:882508CE2)	45,000.00	08/08/24	4.58%	822.25	172.50	0.00	994.75
Toronto-Dominion Bank/The 4.98% 05 Apr 2027 (CUSIP:89115A2W1)	70,000.00	10/05/24	4.94%	832.77	290.50	0.00	1,123.27
Toyota Motor Credit Corp 5% 14 Aug 2026 (CUSIP:89236TKX2)	35,000.00	08/14/24	4.97%	665.97	145.84	0.00	811.81
Truist Financial Corp 2.5% 01 Aug 2024 (CUSIP:05531FBH5)	65,000.00	08/01/24	2.50%	677.08	135.42	0.00	812.50
Unitedhealth Group Inc 4.6% 15 Apr 2027 (CUSIP:91324PEY4)	70,000.00	10/15/24	4.59%	894.44	268.34	0.00	1,162.78
Westpac Banking Corp 5.512% 17 Nov 2025 (CUSIP:961214FL2)	60,000.00	11/17/24	5.46%	404.21	275.60	0.00	679.81
Total US Credit				\$22,883.95	\$7,354.94	\$5,305.59	\$24,933.30
Total Fixed Income				\$81,140.46	\$33,716.49	\$34,679.23	\$80,177.72
Total Accrual				\$81,432.86	\$34,054.48	\$34,971.63	\$80,515.71

Information

IMPORTANT INFORMATION FOR ALL REGIONS BANK CUSTOMERS:

WE ENCOURAGE YOU TO CONTACT YOUR TRUST ADVISOR OR RELATIONSHIP MANAGER IF YOUR FINANCIAL OBJECTIVES CHANGE OR IF YOU WANT TO DISCUSS THE INVESTMENT OBJECTIVES OF YOUR ACCOUNT. TRUST SERVICES ARE PROVIDED THROUGH REGIONS PRIVATE WEALTH MANAGEMENT OR INSTITUTIONAL SERVICES, A BUSINESS UNIT WITHIN REGIONS BANK. INVESTMENTS IN SECURITIES, INSURANCE AND ANNUITY PRODUCTS: ARE NOT FDIC INSURED, ARE NOT A DEPOSIT, ARE NOT BANK GUARANTEED, ARE NOT INSURED BY ANY FEDERAL GOVERNMENT AGENCY, MAY GO DOWN IN VALUE, AND ARE NOT A CONDITION OF ANY BANKING ACTIVITY.

INVESTMENT PRODUCTS AND FEES/REVENUE-SHARING DISCLOSURES

REGIONS PRIVATE WEALTH MANAGEMENT OR INSTITUTIONAL SERVICES MAY INVEST IN INVESTMENT PRODUCTS NOT AFFILIATED WITH REGIONS BANK OR ITS AFFILIATES. REGIONS BANK MAY RECEIVE 12B-1 FEES AND/OR ANNUAL REVENUE SHARING FEES FROM THE USE OF THESE INVESTMENT PRODUCTS IN ITS CUSTOMERS' ACCOUNTS. THE 12B-1 FEES RECEIVED BY REGIONS BANK VARY BY INVESTMENT PRODUCT AND IN NO CIRCUMSTANCES EXCEED .75% OF THE AVERAGE DAILY NET ASSETS INVESTED IN ANY PRODUCT; IN MOST CIRCUMSTANCES THE FEE IS .25% OR LESS. ANNUAL REVENUE SHARING FEES OF UP TO .15% OF THE MARKET VALUE OF THE ASSETS INVESTED IN CERTAIN MONEY MARKET MUTUAL FUNDS ARE PAID DIRECTLY TO REGIONS BANK FROM THE INVESTMENT PROVIDER. IN THE EVENT AN ACCOUNT HAS BEEN TERMINATED AND FORMALLY CLOSED, AN ADMINISTRATIVE FEE OF UP TO \$50 FOR PROCESSING EACH CLASS ACTION SETTLEMENT PAYMENT OR ANY OTHER CASH RECEIPT WILL BE CHARGED.

MARKET VALUES AND ESTIMATED INCOME FIGURES ARE NOT GUARANTEED BUT DO COME FROM RELIABLE SOURCES.

FOR SECURITIES TRADED ON A MAJOR EXCHANGE, MARKET VALUES ARE PRICED AS OF THE STATEMENT DATE AS PROVIDED BY VARIOUS PRICING SERVICES. THE METHOD AND FREQUENCY OF PRICING ASSETS NOT TRADED ON MAJOR EXCHANGES VARIES DEPENDING ON THE TYPE OF ASSETS; THEREFORE, THE PRICE SHOWN ON YOUR STATEMENT MAY NOT BE A CURRENT VALUE AS OF THE STATEMENT DATE. WE CANNOT GUARANTEE THEIR ACCURACY OR THAT THE ASSETS CAN BE BOUGHT OR SOLD FOR THESE PRICES. FOR MORE DETAILED INFORMATION REGARDING FEES, PLEASE CONSULT THE FUND PROSPECTUS OR CONTACT YOUR TRUST ADVISOR OR RELATIONSHIP MANAGER.

IMPORTANT INFORMATION FOR RETIREMENT SERVICES ACCOUNTS:

REGIONS MAY RECEIVE 12B-1, SHAREHOLDER SERVICE FEES AND/OR SUB-TRANSFER AGENT FEES FROM THE FUNDS OF UP TO .75% OF THE MARKET VALUE OF PLAN ASSETS INVESTED IN THE FUND PAYING SUCH FEES. REGIONS MAY RECEIVE A FINDER'S FEE IN AN AMOUNT UP TO 1.00% OF THE VALUE OF NEW PURCHASES IN A FUND WHERE THE PLAN'S INVESTMENT IN THE FUND EXCEEDS A SPECIFIC DOLLAR AMOUNT DETERMINED BY THE FUND FAMILY. REGIONS MAY RECEIVE AN ANNUAL REVENUE SHARING FEE FROM THE FUND DISTRIBUTOR OF UP TO .15% OF THE MARKET VALUE OF PLAN ASSETS INVESTED IN THE FUND. PERCENTAGES DESCRIBE FEES THAT ARE CALCULATED AS AN ANNUAL PERCENTAGE OF THE ASSETS INVESTED BY REGIONS CLIENTS IN THE PARTICULAR FUND OR FUND FAMILY. 12B-1, SUB-TRANSFER AGENT AND SHAREHOLDER SERVICE FEES ARE PAID OUT OF THE ASSETS OF THE MUTUAL FUNDS; REVENUE SHARING AND FINDERS FEES ARE NOT CHARGED AGAINST MUTUAL FUND ASSETS.

REGIONS TRUST CASH SWEEP (RTCS) DISCLOSURE

UNLESS YOU HAVE INSTRUCTED US TO USE A THIRD-PARTY SHORT TERM INVESTMENT VEHICLE TO HOLD CASH IN THE ACCOUNT, WE USE ONE OF THE REGIONS TRUST CASH SWEEP FUNDS ("RTCS") TO ENSURE THAT ALL CASH IN THE ACCOUNT IS INVESTED DAILY. AS INVESTMENTS IN THE ACCOUNT GENERATE CASH, THIS CASH IS AUTOMATICALLY SWEEPED INTO RTCS EACH DAY WHERE THE CASH EARNS INTEREST RATHER THAN SITTING IDLE BEFORE BEING DISTRIBUTED OR REINVESTED. EACH RTCS FUND PAYS INTEREST IN ACCORDANCE WITH THE DISCLOSURE PROVIDED

Information (continued)

TO YOU AT THE TIME THE FUND WAS SELECTED. THE INVESTMENT OBJECTIVE OF RTCS IS TO PRODUCE CURRENT INCOME WITH LIQUIDITY AND STABLE PRINCIPAL. RTCS IS AN FDIC-INSURED DEPOSIT IN REGIONS BANK. BALANCES IN EXCESS OF THE STANDARD MAXIMUM INSURED AMOUNT (GENERALLY \$250,000) MAY OR MAY NOT BE COLLATERALIZED BY MARKETABLE SECURITIES SEGREGATED BY REGIONS BANK FOR PURPOSES OF SECURING THESE DEPOSITS, DEPENDING UPON THE PARTICULAR RTCS FUND SELECTED. THERE ARE NO SEPARATE MANAGEMENT FEES ASSOCIATED WITH RTCS. THE ACCOUNT FEES BASED ON THE TOTAL MARKET VALUE OF THE ACCOUNT WILL INCLUDE THE RTCS ASSETS IN THE CALCULATION. AS BANKING PRODUCTS CHANGE, REGIONS BANK MAY CHANGE THE TYPE OF DEPOSIT OR ACCOUNT WE USE FOR THE RTCS. WE WILL NOTIFY YOU IF ANY CHANGE IS A MATERIAL CHANGE.

IMPORTANT INFORMATION FOR RESPONSIBLE PLAN FIDUCIARIES, RETIREMENT PLAN SPONSORS, IRA OWNERS AND INVESTMENT MANAGERS

IF YOU ARE A RESPONSIBLE PLAN FIDUCIARY, A RETIREMENT PLAN SPONSOR, AN IRA OWNER, OR AN INVESTMENT MANAGER, AND YOU HAVE ALREADY AUTHORIZED THE USE OF REGIONS BANK AS A DEPOSITORY FOR UNINVESTED CASH, THEN IT IS NOT NECESSARY TO TAKE ADDITIONAL ACTION TO APPROVE THE USE OF THE RTCS TO HOLD CASH IN THE RETIREMENT PLAN OR IRA TRUST. HOWEVER, IF YOU DO NOT APPROVE OF THE USE OF THE RTCS, YOU MUST CONTACT YOUR RELATIONSHIP MANAGER OR TRUST ADVISOR TO DESIGNATE ANOTHER SHORT TERM INVESTMENT VEHICLE TO HOLD CASH IN THE ACCOUNT.

COST BASIS REPORTING REQUIREMENTS BEGINNING JANUARY 1, 2011, FOR AGENCY AND CUSTODY ACCOUNTS

THE EMERGENCY ECONOMIC STABILIZATION ACT OF 2008 MANDATED TAX REPORTING CHANGES THAT REQUIRE FINANCIAL INSTITUTIONS TO REPORT THE ADJUSTED COST BASIS OF CERTAIN SOLD SECURITIES, INCLUDING WHETHER THE GAIN OR LOSS IS SHORT OR LONG-TERM, TO THE IRS AND TO CUSTOMERS ON FORM 1099-B.

COVERED VS. NON-COVERED SECURITIES

THE CHANGES ARE BEING ROLLED OUT IN PHASES AS INDICATED BELOW. COVERED SECURITIES ARE THOSE ACQUIRED ON OR AFTER THE DATES SPECIFIED IN THE LEGISLATION. COST BASIS FOR THESE SECURITIES MUST BE REPORTED BY FINANCIAL INSTITUTIONS. SECURITIES ACQUIRED BEFORE THESE DATES ARE NON-COVERED AND FINANCIAL INSTITUTIONS ARE NOT REQUIRED TO REPORT THE COST BASIS. TAXPAYERS ARE RESPONSIBLE FOR ACCURATELY REPORTING COST BASIS ON COVERED AND NON-COVERED SECURITIES TO THE IRS ON THEIR TAX RETURNS.

EQUITIES.....ACQUIRED ON OR AFTER JAN. 1, 2011
 MUTUAL FUNDS, DIVIDEND REINVESTMENT PLANS (DRIPS) AND MOST ETFS.....ACQUIRED ON OR AFTER JAN. 1, 2012
 SIMPLE DEBT INSTRUMENTS AND OPTIONS.....ACQUIRED ON OR AFTER JAN. 1, 2014
 DEBT INSTRUMENTS WITH COMPLEX FEATURES.....ACQUIRED ON OR AFTER JAN. 1, 2016

TAX LOT SELECTION METHOD

THE IRS REQUIRES THE USE OF A DEFAULT COST BASIS METHOD FOR CALCULATING GAINS AND LOSSES UNLESS A CLIENT OR ADVISOR ACTING ON THE CLIENT'S BEHALF CHOOSES ANOTHER METHOD. FOR EQUITIES, THE IRS DEFAULT SELECTION METHOD IS FIRST IN, FIRST OUT (FIFO). HOWEVER, PRIOR TO OCTOBER 1, 2017, REGIONS' DEFAULT SELECTION METHOD WAS LONG TERM, HIGH COST UNLESS THE CLIENT REQUESTED A DIFFERENT DEFAULT METHOD. EFFECTIVE OCTOBER 1, 2017, REGIONS' DEFAULT SELECTION METHOD IS MINIMIZE GAIN UNLESS THE CLIENT DIRECTS OTHERWISE. IF A CLIENT DESIRES A DIFFERENT DEFAULT SELECTION METHOD THAN MINIMIZE GAIN, THE CLIENT SHOULD CONTACT

Information (continued)

THEIR TRUST ADVISOR. CLIENTS CAN CHANGE THE DEFAULT SELECTION METHOD OR OVERRIDE IT FOR A SPECIFIC TRADE. AN ALTERNATE DEFAULT SELECTION METHOD MUST BE SPECIFIED EITHER AT THE TIME OF THE TRADE OR THROUGH A STANDING ORDER; HOWEVER, ONCE THE TRADE SETTLES, THE METHOD USED WILL BE FINAL AND CANNOT BE CHANGED.

FORM 1099-B

FINANCIAL INSTITUTIONS ARE REQUIRED TO INCLUDE COST BASIS, ACQUISITION DATE, WASH SALE DISALLOWED LOSS, AND HOLDING PERIOD INFORMATION FOR COVERED SECURITIES ON FORM 1099-B.

TRADE REQUESTS

REGIONS WEALTH MANAGEMENT PERFORMS TRADE REQUESTS AS AN ACCOMMODATION ONLY. REGIONS WEALTH MANAGEMENT ALLOWS THE USE OF ELECTRONIC COMMUNICATION (I.E., FAX OR EMAIL OR VOICEMAIL) BY ANY CUSTOMER TO REQUEST, AUTHORIZE OR EFFECT THE PURCHASE OR SALE OF SECURITIES. WE DO NOT GUARANTEE THAT ANY SUCH REQUEST WILL BE TIMELY PROCESSED. REGIONS WEALTH MANAGEMENT SHALL NOT BE RESPONSIBLE FOR CARRYING OUT SUCH ORAL OR WRITTEN (INCLUDING ELECTRONIC) INSTRUCTIONS UNTIL WE HAVE ACKNOWLEDGED RECEIPT OF SUCH INSTRUCTIONS.

ANNUAL NOTICE OF FEDERAL WITHHOLDING TAX ON PERIODIC PAYMENTS

IT IS NOT NECESSARY TO CONTACT REGIONS IF YOU DO NOT WISH TO MAKE A CHANGE IN THE AMOUNT CURRENTLY BEING WITHHELD. IF FEDERAL INCOME TAXES HAVE BEEN WITHHELD FROM THE PENSION PAYMENTS YOU ARE RECEIVING AND IF YOU DO NOT WISH TO HAVE TAXES WITHHELD, YOU SHOULD COMPLETE AN IRS FORM W-4P AND SUBMIT IT TO YOUR ACCOUNT RELATIONSHIP MANAGER. HOWEVER, IF YOU ELECT NOT TO HAVE WITHHOLDING APPLY TO YOUR PENSION PAYMENTS, OR IF YOU DO NOT HAVE ENOUGH FEDERAL INCOME TAX WITHHELD FROM YOUR PENSION PAYMENTS, YOU MAY BE RESPONSIBLE FOR PAYMENT OF ESTIMATED TAX. YOU MAY INCUR PENALTIES UNDER THE ESTIMATED TAX RULES IF YOUR WITHHOLDING AND ESTIMATED TAX PAYMENTS ARE NOT SUFFICIENT. IF FEDERAL INCOME TAXES ARE NOT BEING WITHHELD FROM YOUR PENSION PAYMENTS BECAUSE YOU HAVE ELECTED NOT TO HAVE WITHHOLDING APPLY AND IF YOU WISH TO REVOKE THAT ELECTION AND HAVE FEDERAL INCOME TAXES WITHHELD FROM YOUR PENSION PAYMENTS, YOU SHOULD COMPLETE AN IRS FORM W-4P AND SUBMIT TO YOUR RELATIONSHIP MANAGER. THESE FORMS MAY BE OBTAINED FROM THE INTERNAL REVENUE SERVICE WEBSITE, IRS.GOV (SELECT THE MORE FORMS AND PUBLICATIONS TAB AND FOLLOW THE INSTRUCTIONS TO FORM W-4P), OR BY CALLING THE IRS AT 1-800-829-1040. YOU MAY ALSO CONTACT YOUR ACCOUNT RELATIONSHIP MANAGER AND THEY WILL MAIL YOU THE FORM. IF YOU WISH TO CHANGE PREVIOUS ELECTION, PLEASE COMPLETE AND MAIL TO YOUR ACCOUNT RELATIONSHIP MANAGER. YOU SHOULD INDICATE ON FORM W-4P YOUR NAME, SOCIAL SECURITY NUMBER AND THE COMPANY FROM WHICH YOU ARE RETIRED, AS WELL AS YOUR WITHHOLDING ELECTION.

NOTICE OF LIMITATIONS PERIOD FOR BREACH OF TRUST ACTIONS

THIS NOTICE, AS WELL AS ANY EARLIER OR OTHER COMMUNICATION CONTAINING SUCH INFORMATION, SERVES TO ALERT PERSONS OR ENTITIES WITH AN INTEREST IN THIS ACCOUNT THAT (i) IN MANY STATES, INCLUDING THOSE LISTED BELOW, STATUTES OF LIMITATIONS PROVIDE THAT A BENEFICIARY OF A TRUST MAY NOT COMMENCE A PROCEEDING AGAINST A TRUSTEE FOR BREACH OF TRUST MORE THAN A CERTAIN PERIOD AFTER THE DATE THAT THE BENEFICIARY OR REPRESENTATIVE OF THE BENEFICIARY WAS SENT A REPORT* DISCLOSING ADEQUATE INFORMATION TO ALERT THE BENEFICIARY OR REPRESENTATIVE OF THE EXISTENCE OF A POTENTIAL CLAIM FOR BREACH OF TRUST; (ii) THIS STATEMENT IS A REPORT WITHIN THE MEANING OF SUCH STATUTES AS TO ALL INFORMATION CONTAINED HEREIN, INCLUDING, WITHOUT LIMITATION, THE COMPENSATION RECEIVED BY REGIONS BANK AND ITS AFFILIATES, INVESTMENTS MADE, HELD OR DISPOSED OF AND DISBURSEMENTS AND DISTRIBUTIONS MADE ON BEHALF OF THIS ACCOUNT; AND (iii) ANY PERSON OBJECTING TO ANY MATTER DISCLOSED IN THIS STATEMENT MAY BE

Information (continued)

REQUIRED BY SUCH STATUTES TO COMMENCE A PROCEEDING AGAINST REGIONS BANK WITHIN THE TIME ALLOWED BY LAW IN ORDER TO PRESERVE HIS, HER OR ITS RIGHTS TO BRING LEGAL ACTION RELATING TO SUCH OBJECTION. AN ACTION FOR BREACH OF TRUST BASED ON MATTERS DISCLOSED IN A TRUST ACCOUNTING OR OTHER WRITTEN REPORT OF THE TRUSTEE MAY BE SUBJECT TO A SPECIFIC STATUTE OF LIMITATIONS FROM THE SENDING OR RECEIPT OF THE TRUST ACCOUNTING OR OTHER WRITTEN REPORT, BASED ON THE PARTICULARS OF THE STATE STATUTE. ALSO, IN CERTAIN STATES (MARKED BELOW WITH [*]), THE EFFECT OF TRIGGERING THE STATUTE OF LIMITATIONS MAY POSSIBLY APPLY ONLY TO A STATEMENT OR REPORT THAT IS FINAL OR AT THE TERMINATION OF THE TRUST OR BENEFICIARY RELATIONSHIP. IN A STATE MARKED BELOW WITH [**], THE STATUTE OF LIMITATIONS MAY VARY, ACCORDING TO THE DATE THE TRUSTEESHIP WAS ACCEPTED OR THE DATE THE TRUST BECAME IRREVOCABLE. PLEASE NOTE THAT THE TIME ALLOWED FOR COMMENCING A PROCEEDING CONSISTS OF THE FOLLOWING PERIOD UNDER APPLICABLE STATE LAW: 6 MONTHS (FL); 1 YEAR (AR, MS, MO, SC, TN, IA, KY); 2 YEARS (AL, IL**, GA, LA); 3 YEARS (IL**, IN*); 4 YEARS (TX); 5 YEARS (NC*). ADDITIONALLY, ACCOUNTS FOR WHICH REGIONS SERVES AS AGENT FOR AN INDIVIDUAL OR ENTITY AS PRINCIPAL, WHETHER THE PRINCIPAL SERVES IN AN INDIVIDUAL OR FIDUCIARY CAPACITY, LIKEWISE ARE SUBJECT TO APPLICABLE STATUTES OF LIMITATION. THIS STATEMENT, AS WELL AS ANY EARLIER OR OTHER COMMUNICATION CONTAINING SUCH INFORMATION, IS NOTICE AS TO ALL INFORMATION CONTAINED HEREIN, AND THE PRINCIPAL MAY BE REQUIRED BY SUCH STATUTES TO COMMENCE A PROCEEDING AGAINST REGIONS BANK WITHIN THE TIME ALLOWED BY LAW IN ORDER TO PRESERVE HIS, HER OR ITS RIGHTS TO BRING LEGAL ACTION RELATING TO ANY MATTER DISCLOSED IN THIS STATEMENT. THIS NOTICE IS FOR INFORMATIONAL PURPOSES ONLY AND IS NOT LEGAL ADVICE; PLEASE CONSULT YOUR ATTORNEY REGARDING ANY QUESTIONS ABOUT WHICH STATE LAW IS APPLICABLE AND ITS EFFECT.

S&P FIXED INCOME ASSET RATINGS:

REGARDING ANY PRESENTATION OF ASSET RATING INFORMATION PROVIDED BY STANDARD & POORS WITHIN THIS DOCUMENT, ALL INFORMATION IS COPYRIGHT © 2022, S&P GLOBAL MARKET INTELLIGENCE (AND ITS AFFILIATES AS APPLICABLE). REPRODUCTION OF ANY INFORMATION, OPINIONS, VIEWS, DATA OR MATERIAL, INCLUDING RATINGS (“CONTENT”) IN ANY FORM IS PROHIBITED EXCEPT WITH THE PRIOR WRITTEN PERMISSION OF THE RELEVANT PARTY. SUCH PARTY, ITS AFFILIATES AND SUPPLIERS (“CONTENT PROVIDERS”) DO NOT GUARANTEE THE ACCURACY, ADEQUACY, COMPLETENESS, TIMELINESS OR AVAILABILITY OF ANY CONTENT AND ARE NOT RESPONSIBLE FOR ANY ERRORS OR OMISSIONS (NEGLIGENT OR OTHERWISE), REGARDLESS OF THE CAUSE, OR FOR THE RESULTS OBTAINED FROM THE USE OF SUCH CONTENT. IN NO EVENT SHALL CONTENT PROVIDERS BE LIABLE FOR ANY DAMAGES, COSTS, EXPENSES, LEGAL FEES, OR LOSSES (INCLUDING LOST INCOME OR LOST PROFIT AND OPPORTUNITY COSTS) IN CONNECTION WITH ANY USE OF THE CONTENT. A REFERENCE TO A PARTICULAR INVESTMENT OR SECURITY, A RATING OR ANY OBSERVATION CONCERNING AN INVESTMENT THAT IS PART OF THE CONTENT IS NOT A RECOMMENDATION TO BUY, SELL OR HOLD SUCH INVESTMENT OR SECURITY, DOES NOT ADDRESS THE SUITABILITY OF AN INVESTMENT OR SECURITY AND SHOULD NOT BE RELIED ON AS INVESTMENT ADVICE. CREDIT RATINGS ARE STATEMENTS OF OPINIONS AND ARE NOT STATEMENTS OF FACT.

PERFORMANCE:

PERFORMANCE INFORMATION IS PROVIDED FOR THE SOLE USE OF THE INDIVIDUAL(S) IT IS PRESENTED TO. PERFORMANCE RESULTS CONTAINED IN THIS STATEMENT REFLECTS TRADING IN YOUR ACCOUNT(S) AND IS FOR INFORMATIONAL PURPOSES ONLY. RETURNS ARE CALCULATED USING A THIRD-PARTY VENDOR, SEI. PERFORMANCE INFORMATION MAY NOT REFLECT PERFORMANCE OF ALL ASSETS REFLECTED ON THIS STATEMENT AS SOME ASSETS MAY NOT BE SUBJECT TO OUR DISCRETIONARY AUTHORITY REGARDING INVESTMENT DECISIONS AND MAY BE EXCLUDED FROM THE INVESTMENT PERFORMANCE CALCULATIONS. FACTORS IMPACTING THE RETURNS INCLUDE INDIVIDUAL CLIENT RISK TOLERANCE,

Information (continued)

RESTRICTIONS A CLIENT MAY PLACE ON THE ACCOUNT, INVESTMENT OBJECTIVES, CHOICE OF BROKER/DEALER OR CUSTODIANS, AS WELL AS OTHER FACTORS. YOUR ACCOUNT(S) PERFORMANCE MAY DIFFER FROM THAT OF OTHER CLIENTS DUE TO, AMONG OTHER THINGS, COMMISSION, TIMING OF ORDER ENTRY, OR THE MANNER IN WHICH THE TRADES WERE EXECUTED. THE INFORMATION PRESENTED HAS BEEN OBTAINED FROM SOURCES BELIEVED TO BE ACCURATE AND RELIABLE. REGIONS CANNOT GUARANTEE THE ACCURACY OR COMPLETENESS OF SUCH INFORMATION AND ASSUMES NO LIABILITY FOR DAMAGES RESULTING FROM OR ARISING OUT OF THE USE OF SUCH INFORMATION. FOR PRIVATE WEALTH AND INSTITUTIONAL SERVICES ACCOUNTS PERFORMANCE IS PRESENTED AS NET OF FEES PERFORMANCE, THEREBY FEES (AND TRADING COMMISSIONS) ARE REFLECTED IN THE DATA. THE FEE SCHEDULE IS DESCRIBED IN YOUR INVESTMENT MANAGEMENT CONTRACT.

PAST PERFORMANCE IS NOT INDICATIVE OF FUTURE RETURNS. CURRENT PERFORMANCE MAY BE LOWER OR HIGHER THAN THE PERFORMANCE DATA PRESENTED. THE INVESTMENT RETURN AND PRINCIPAL VALUE OF AN INVESTMENT WILL FLUCTUATE SO THAT, WHEN REDEEMED, IT MAY BE WORTH MORE OR LESS THAN THE ORIGINAL VALUE. IT SHOULD NOT BE ASSUMED THAT RECOMMENDATIONS MADE IN THE FUTURE WILL BE PROFITABLE OR WILL EQUAL THE PERFORMANCE OF THE SECURITIES PRESENTED HEREIN. SECURITIES ARE NOT FDIC INSURANCE, HAVE NO BANK GUARANTEE, AND MAY LOSE VALUE.

TRADE ERROR CORRECTION:

FROM TIME TO TIME ERRORS MAY OCCUR IN THE EXECUTION OF TRADES FOR YOUR ACCOUNT. WHEN RESPONSIBLE FOR SUCH AN ERROR, REGIONS WILL NOTIFY YOU AND WILL CORRECT ANY ERROR AS SOON AS ADMINISTRATIVELY FEASIBLE BY ADDRESSING ANY LOSSES AND PUTTING YOUR ACCOUNT INTO THE SAME POSITION AS IF THE ERROR HAD NOT OCCURRED. WHERE ADMINISTRATIVELY FEASIBLE, ANY GAINS RESULTING FROM THE ERROR MAY BE RETAINED IN YOUR ACCOUNT. TRADING ERRORS WILL NOT OTHERWISE BE REFLECTED IN YOUR STATEMENT IF CORRECTED WITHIN 30 DAYS OR WITHIN THE SAME MONTHLY STATEMENT CYCLE.

Account Statement

July 1, 2024 - July 31, 2024

DORAL GO BOND SERIES 2021 CUSTODY



Your Relationship Team

Relationship Consultant: JANET H RICARDO 904 565 7973 janet.ricardo@regions.com

Accounts Included In This Statement

██████████ DORAL GO BOND SERIES 2021 CUSTODY

ELIZA RASSI
8401 NW 53RD TERRACE
DORAL, FL 33166
United States

This page intentionally left blank.

Table of Contents

Schedules	Page
Balance Sheet.....	5
Overview of Your Account.....	6
Portfolio Analysis.....	7
Portfolio Holdings.....	8
Purchases.....	9
Realized Gains and Losses.....	10
Contributions and Receipts.....	11
Distributions and Disbursements.....	12
Fees and Expenses.....	13
Income Received.....	14
Other Income and Capital Gain Distributions.....	15
Security Transactions.....	16
Income Accrual.....	17
Information.....	18

This page intentionally left blank.

Balance Sheet on July 31, 2024

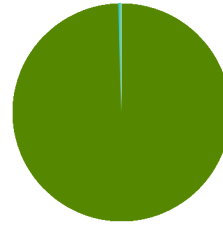
	As of June 30, 2024		As of July 31, 2024		% of Account
	Market Value	Cost Basis	Market Value	Cost Basis	
Cash and Equivalents					
Cash Equivalents	422,873.78	422,873.78	424,680.23	424,680.23	99.56%
Accrued Income	1,806.45	1,806.45	1,878.45	1,878.45	0.44%
Total Cash and Equivalents	\$424,680.23	\$424,680.23	\$426,558.68	\$426,558.68	100.00%
	\$424,680.23	\$424,680.23	\$426,558.68	\$426,558.68	100.00%

Overview of Your Account - XXXXXXXXXX DORAL GO BOND SERIES 2021 CUSTODY

Investment Objective Directed Retention of Assets

Asset allocation on July 31, 2024

	Market value (\$)	Percent
■ Cash Equivalents	424,680.23	100%
■ Accrued Income	1,878.45	0%
Total of your account	\$426,558.68	100%




Only the top 8 holding sectors are represented.

Activity Summary

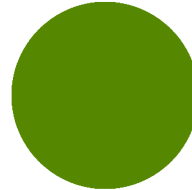
	This Period	Year to Date
Beginning Market Value	424,680.23	408,415.71
Contributions/Receipts	0.00	0.00
Distributions/Disbursements	0.00	0.00
Fees/Expenses	0.00	0.00
Dividends	1,806.45	20,142.86
Interest	0.00	0.00
Other Income/Capital Gain Distributions	0.00	0.00
Security Transactions	0.00	0.00
Realized Gain/Loss	0.00	0.00
Net Interest Bought & Sold	0.00	0.00
Change in Accrual	72.00	-1,999.89
Cost Adjustments	0.00	0.00
Net Change in Unrealized Gain/Loss	0.00	0.00
Market Value on Jul 31, 2024	\$426,558.68	\$426,558.68

Portfolio Analysis -  DORAL GO BOND SERIES 2021 CUSTODY

Geographic Concentration

	Market Value (\$)	Percent
 US	426,558.68	100%
Total of Your Portfolio	\$426,558.68	100%

The data in the quadrant above represents the concentration of assets in your portfolio by geographic region. Source: Bloomberg, Extel, ICE




Portfolio Holdings on July 31, 2024

	Number of Shares	Share price	Market Value	Accrued Income	Cost Basis / Unrealized G/L	Est. Ann. Inc. /Yield at Market	% of Account
Cash and Equivalents							
<i>Cash Equivalents</i>							
Fidelity Government Portfolio (CUSIP:316175108)	424,680.23	1.00	424,680.23	1,878.45	424,680.23 0.00	21,777.60 5.13%	99.56%
Total Cash Equivalents			\$424,680.23	\$1,878.45	\$424,680.23 \$0.00	\$21,777.60 5.13%	99.56%
<i>Accrued Income</i>							
Ending Accrual	0.00	1.00	1,878.45	0.00	1,878.45 0.00	0.00	0.44%
Total Accrued Income			\$1,878.45	\$0.00	\$1,878.45 \$0.00	\$0.00	0.44%
Total Cash and Equivalents			\$426,558.68	\$1,878.45	\$426,558.68 \$0.00	\$21,777.60 5.11%	100.00%

Purchases
Summary

	Cost	Percent
Cash Equivalents	1,806.45	100%
Total of Your Portfolio	\$1,806.45	100%


Details

Trade Date	Transaction Description	Principal Amount	Income Amount	Cost	Accrued Income
	DORAL GO BOND SERIES 2021 CUSTODY				
	Cash Sweep Activity				
	<i>Cash and Equivalents</i>				
	<i>Cash Equivalents</i>				
July 31, 2024	Sweep purchases totaling 1,806.45 units of Fidelity	-1,806.45		1,806.45	
July 31, 2024	Government Portfolio for DORAL GO BOND SERIES				
	2021 CUSTODY - Capital (1 Transactions), CUSIP				
	316175108				
	Total Cash Equivalents	-\$1,806.45	\$0.00	\$1,806.45	\$0.00
	Total Cash and Equivalents	-\$1,806.45	\$0.00	\$1,806.45	\$0.00
	Total Cash Sweep Activity	-\$1,806.45	\$0.00	\$1,806.45	\$0.00
	Total DORAL GO BOND SERIES 2021 CUSTODY	-\$1,806.45	\$0.00	\$1,806.45	\$0.00

Realized Gains and Losses

No activity this period.

Contributions and Receipts

No transactions this period.

Distributions and Disbursements


No transactions this period.

Fees and Expenses

No transactions this period.

Income Received
Summary

	Amount	Percent
■ Cash Equivalents	1,806.45	100%
Total of Your Portfolio	\$1,806.45	100%


Details

Trade Date	Settlement Date	Transaction Description	Principal Amount	Income Amount
		DORAL GO BOND SERIES 2021 CUSTODY		
		Income Received		
		<i>Dividends</i>		
		<i>Cash and Equivalents</i>		
		<i>Cash Equivalents</i>		
July 1, 2024		Daily Rate Income on Fidelity Government Portfolio For Period of 06/01/24 to 06/30/24 Due on		1,806.45
July 1, 2024		07/01/24, CUSIP 316175108		
Total Cash Equivalents			\$0.00	\$1,806.45
Total Cash and Equivalents			\$0.00	\$1,806.45
Total Dividends			\$0.00	\$1,806.45
Total Income Received			\$0.00	\$1,806.45
Total		DORAL GO BOND SERIES 2021 CUSTODY	\$0.00	\$1,806.45

Other Income and Capital Gain Distributions

No transactions this period.

Security Transactions

No transactions this period.

Income Accrual on July 31, 2024

	Number of Shares	Ex Date Pay Date	Annual Rate	Beginning Accrual	Income Earned	Income Received	Ending Accrual
Cash and Equivalents							
<i>Cash Equivalents</i>							
Fidelity Government Portfolio (CUSIP:316175108)	424,680.23		5.13%	1,806.45	1,878.45	1,806.45	1,878.45
Total Cash Equivalents				\$1,806.45	\$1,878.45	\$1,806.45	\$1,878.45
<i>Accrued Income</i>							
Ending Accrual (Firm Defined Security ID:TOTALACCR)	0.00			0.00	0.00	0.00	0.00
Total Accrued Income				\$0.00	\$0.00	\$0.00	\$0.00
Total Cash and Equivalents				\$1,806.45	\$1,878.45	\$1,806.45	\$1,878.45
Total Accrual				\$1,806.45	\$1,878.45	\$1,806.45	\$1,878.45

Information**IMPORTANT INFORMATION FOR ALL REGIONS BANK CUSTOMERS:**

WE ENCOURAGE YOU TO CONTACT YOUR TRUST ADVISOR OR RELATIONSHIP MANAGER IF YOUR FINANCIAL OBJECTIVES CHANGE OR IF YOU WANT TO DISCUSS THE INVESTMENT OBJECTIVES OF YOUR ACCOUNT. TRUST SERVICES ARE PROVIDED THROUGH REGIONS PRIVATE WEALTH MANAGEMENT OR INSTITUTIONAL SERVICES, A BUSINESS UNIT WITHIN REGIONS BANK. INVESTMENTS IN SECURITIES, INSURANCE AND ANNUITY PRODUCTS: ARE NOT FDIC INSURED, ARE NOT A DEPOSIT, ARE NOT BANK GUARANTEED, ARE NOT INSURED BY ANY FEDERAL GOVERNMENT AGENCY, MAY GO DOWN IN VALUE, AND ARE NOT A CONDITION OF ANY BANKING ACTIVITY.

INVESTMENT PRODUCTS AND FEES/REVENUE-SHARING DISCLOSURES

REGIONS PRIVATE WEALTH MANAGEMENT OR INSTITUTIONAL SERVICES MAY INVEST IN INVESTMENT PRODUCTS NOT AFFILIATED WITH REGIONS BANK OR ITS AFFILIATES. REGIONS BANK MAY RECEIVE 12B-1 FEES AND/OR ANNUAL REVENUE SHARING FEES FROM THE USE OF THESE INVESTMENT PRODUCTS IN ITS CUSTOMERS' ACCOUNTS. THE 12B-1 FEES RECEIVED BY REGIONS BANK VARY BY INVESTMENT PRODUCT AND IN NO CIRCUMSTANCES EXCEED .75% OF THE AVERAGE DAILY NET ASSETS INVESTED IN ANY PRODUCT; IN MOST CIRCUMSTANCES THE FEE IS .25% OR LESS. ANNUAL REVENUE SHARING FEES OF UP TO .15% OF THE MARKET VALUE OF THE ASSETS INVESTED IN CERTAIN MONEY MARKET MUTUAL FUNDS ARE PAID DIRECTLY TO REGIONS BANK FROM THE INVESTMENT PROVIDER. IN THE EVENT AN ACCOUNT HAS BEEN TERMINATED AND FORMALLY CLOSED, AN ADMINISTRATIVE FEE OF UP TO \$50 FOR PROCESSING EACH CLASS ACTION SETTLEMENT PAYMENT OR ANY OTHER CASH RECEIPT WILL BE CHARGED.

MARKET VALUES AND ESTIMATED INCOME FIGURES ARE NOT GUARANTEED BUT DO COME FROM RELIABLE SOURCES.

FOR SECURITIES TRADED ON A MAJOR EXCHANGE, MARKET VALUES ARE PRICED AS OF THE STATEMENT DATE AS PROVIDED BY VARIOUS PRICING SERVICES. THE METHOD AND FREQUENCY OF PRICING ASSETS NOT TRADED ON MAJOR EXCHANGES VARIES DEPENDING ON THE TYPE OF ASSETS; THEREFORE, THE PRICE SHOWN ON YOUR STATEMENT MAY NOT BE A CURRENT VALUE AS OF THE STATEMENT DATE. WE CANNOT GUARANTEE THEIR ACCURACY OR THAT THE ASSETS CAN BE BOUGHT OR SOLD FOR THESE PRICES. FOR MORE DETAILED INFORMATION REGARDING FEES, PLEASE CONSULT THE FUND PROSPECTUS OR CONTACT YOUR TRUST ADVISOR OR RELATIONSHIP MANAGER.

IMPORTANT INFORMATION FOR RETIREMENT SERVICES ACCOUNTS:

REGIONS MAY RECEIVE 12B-1, SHAREHOLDER SERVICE FEES AND/OR SUB-TRANSFER AGENT FEES FROM THE FUNDS OF UP TO .75% OF THE MARKET VALUE OF PLAN ASSETS INVESTED IN THE FUND PAYING SUCH FEES. REGIONS MAY RECEIVE A FINDER'S FEE IN AN AMOUNT UP TO 1.00% OF THE VALUE OF NEW PURCHASES IN A FUND WHERE THE PLAN'S INVESTMENT IN THE FUND EXCEEDS A SPECIFIC DOLLAR AMOUNT DETERMINED BY THE FUND FAMILY. REGIONS MAY RECEIVE AN ANNUAL REVENUE SHARING FEE FROM THE FUND DISTRIBUTOR OF UP TO .15% OF THE MARKET VALUE OF PLAN ASSETS INVESTED IN THE FUND. PERCENTAGES DESCRIBE FEES THAT ARE CALCULATED AS AN ANNUAL PERCENTAGE OF THE ASSETS INVESTED BY REGIONS CLIENTS IN THE PARTICULAR FUND OR FUND FAMILY. 12B-1, SUB-TRANSFER AGENT AND SHAREHOLDER SERVICE FEES ARE PAID OUT OF THE ASSETS OF THE MUTUAL FUNDS; REVENUE SHARING AND FINDERS FEES ARE NOT CHARGED AGAINST MUTUAL FUND ASSETS.

REGIONS TRUST CASH SWEEP (RTCS) DISCLOSURE

UNLESS YOU HAVE INSTRUCTED US TO USE A THIRD-PARTY SHORT TERM INVESTMENT VEHICLE TO HOLD CASH IN THE ACCOUNT, WE USE ONE OF THE REGIONS TRUST CASH SWEEP FUNDS ("RTCS") TO ENSURE THAT ALL CASH IN THE ACCOUNT IS INVESTED DAILY. AS INVESTMENTS IN THE ACCOUNT GENERATE CASH, THIS CASH IS AUTOMATICALLY SWEEPED INTO RTCS EACH DAY WHERE THE CASH EARNS INTEREST RATHER THAN SITTING IDLE BEFORE BEING DISTRIBUTED OR REINVESTED. EACH RTCS FUND PAYS INTEREST IN ACCORDANCE WITH THE DISCLOSURE PROVIDED

Information (continued)

TO YOU AT THE TIME THE FUND WAS SELECTED. THE INVESTMENT OBJECTIVE OF RTCS IS TO PRODUCE CURRENT INCOME WITH LIQUIDITY AND STABLE PRINCIPAL. RTCS IS AN FDIC-INSURED DEPOSIT IN REGIONS BANK. BALANCES IN EXCESS OF THE STANDARD MAXIMUM INSURED AMOUNT (GENERALLY \$250,000) MAY OR MAY NOT BE COLLATERALIZED BY MARKETABLE SECURITIES SEGREGATED BY REGIONS BANK FOR PURPOSES OF SECURING THESE DEPOSITS, DEPENDING UPON THE PARTICULAR RTCS FUND SELECTED. THERE ARE NO SEPARATE MANAGEMENT FEES ASSOCIATED WITH RTCS. THE ACCOUNT FEES BASED ON THE TOTAL MARKET VALUE OF THE ACCOUNT WILL INCLUDE THE RTCS ASSETS IN THE CALCULATION. AS BANKING PRODUCTS CHANGE, REGIONS BANK MAY CHANGE THE TYPE OF DEPOSIT OR ACCOUNT WE USE FOR THE RTCS. WE WILL NOTIFY YOU IF ANY CHANGE IS A MATERIAL CHANGE.

IMPORTANT INFORMATION FOR RESPONSIBLE PLAN FIDUCIARIES, RETIREMENT PLAN SPONSORS, IRA OWNERS AND INVESTMENT MANAGERS

IF YOU ARE A RESPONSIBLE PLAN FIDUCIARY, A RETIREMENT PLAN SPONSOR, AN IRA OWNER, OR AN INVESTMENT MANAGER, AND YOU HAVE ALREADY AUTHORIZED THE USE OF REGIONS BANK AS A DEPOSITORY FOR UNINVESTED CASH, THEN IT IS NOT NECESSARY TO TAKE ADDITIONAL ACTION TO APPROVE THE USE OF THE RTCS TO HOLD CASH IN THE RETIREMENT PLAN OR IRA TRUST. HOWEVER, IF YOU DO NOT APPROVE OF THE USE OF THE RTCS, YOU MUST CONTACT YOUR RELATIONSHIP MANAGER OR TRUST ADVISOR TO DESIGNATE ANOTHER SHORT TERM INVESTMENT VEHICLE TO HOLD CASH IN THE ACCOUNT.

COST BASIS REPORTING REQUIREMENTS BEGINNING JANUARY 1, 2011, FOR AGENCY AND CUSTODY ACCOUNTS

THE EMERGENCY ECONOMIC STABILIZATION ACT OF 2008 MANDATED TAX REPORTING CHANGES THAT REQUIRE FINANCIAL INSTITUTIONS TO REPORT THE ADJUSTED COST BASIS OF CERTAIN SOLD SECURITIES, INCLUDING WHETHER THE GAIN OR LOSS IS SHORT OR LONG-TERM, TO THE IRS AND TO CUSTOMERS ON FORM 1099-B.

COVERED VS. NON-COVERED SECURITIES

THE CHANGES ARE BEING ROLLED OUT IN PHASES AS INDICATED BELOW. COVERED SECURITIES ARE THOSE ACQUIRED ON OR AFTER THE DATES SPECIFIED IN THE LEGISLATION. COST BASIS FOR THESE SECURITIES MUST BE REPORTED BY FINANCIAL INSTITUTIONS. SECURITIES ACQUIRED BEFORE THESE DATES ARE NON-COVERED AND FINANCIAL INSTITUTIONS ARE NOT REQUIRED TO REPORT THE COST BASIS. TAXPAYERS ARE RESPONSIBLE FOR ACCURATELY REPORTING COST BASIS ON COVERED AND NON-COVERED SECURITIES TO THE IRS ON THEIR TAX RETURNS.

EQUITIES.....	ACQUIRED ON OR AFTER JAN. 1, 2011
MUTUAL FUNDS, DIVIDEND REINVESTMENT PLANS (DRIPS) AND MOST ETFS.....	ACQUIRED ON OR AFTER JAN. 1, 2012
SIMPLE DEBT INSTRUMENTS AND OPTIONS.....	ACQUIRED ON OR AFTER JAN. 1, 2014
DEBT INSTRUMENTS WITH COMPLEX FEATURES.....	ACQUIRED ON OR AFTER JAN. 1, 2016

TAX LOT SELECTION METHOD

THE IRS REQUIRES THE USE OF A DEFAULT COST BASIS METHOD FOR CALCULATING GAINS AND LOSSES UNLESS A CLIENT OR ADVISOR ACTING ON THE CLIENT'S BEHALF CHOOSES ANOTHER METHOD. FOR EQUITIES, THE IRS DEFAULT SELECTION METHOD IS FIRST IN, FIRST OUT (FIFO). HOWEVER, PRIOR TO OCTOBER 1, 2017, REGIONS' DEFAULT SELECTION METHOD WAS LONG TERM, HIGH COST UNLESS THE CLIENT REQUESTED A DIFFERENT DEFAULT METHOD. EFFECTIVE OCTOBER 1, 2017, REGIONS' DEFAULT SELECTION METHOD IS MINIMIZE GAIN UNLESS THE CLIENT DIRECTS OTHERWISE. IF A CLIENT DESIRES A DIFFERENT DEFAULT SELECTION METHOD THAN MINIMIZE GAIN, THE CLIENT SHOULD CONTACT

Information (continued)

THEIR TRUST ADVISOR. CLIENTS CAN CHANGE THE DEFAULT SELECTION METHOD OR OVERRIDE IT FOR A SPECIFIC TRADE. AN ALTERNATE DEFAULT SELECTION METHOD MUST BE SPECIFIED EITHER AT THE TIME OF THE TRADE OR THROUGH A STANDING ORDER; HOWEVER, ONCE THE TRADE SETTLES, THE METHOD USED WILL BE FINAL AND CANNOT BE CHANGED.

FORM 1099-B

FINANCIAL INSTITUTIONS ARE REQUIRED TO INCLUDE COST BASIS, ACQUISITION DATE, WASH SALE DISALLOWED LOSS, AND HOLDING PERIOD INFORMATION FOR COVERED SECURITIES ON FORM 1099-B.

TRADE REQUESTS

REGIONS WEALTH MANAGEMENT PERFORMS TRADE REQUESTS AS AN ACCOMMODATION ONLY. REGIONS WEALTH MANAGEMENT ALLOWS THE USE OF ELECTRONIC COMMUNICATION (I.E., FAX OR EMAIL OR VOICEMAIL) BY ANY CUSTOMER TO REQUEST, AUTHORIZE OR EFFECT THE PURCHASE OR SALE OF SECURITIES. WE DO NOT GUARANTEE THAT ANY SUCH REQUEST WILL BE TIMELY PROCESSED. REGIONS WEALTH MANAGEMENT SHALL NOT BE RESPONSIBLE FOR CARRYING OUT SUCH ORAL OR WRITTEN (INCLUDING ELECTRONIC) INSTRUCTIONS UNTIL WE HAVE ACKNOWLEDGED RECEIPT OF SUCH INSTRUCTIONS.

ANNUAL NOTICE OF FEDERAL WITHHOLDING TAX ON PERIODIC PAYMENTS

IT IS NOT NECESSARY TO CONTACT REGIONS IF YOU DO NOT WISH TO MAKE A CHANGE IN THE AMOUNT CURRENTLY BEING WITHHELD. IF FEDERAL INCOME TAXES HAVE BEEN WITHHELD FROM THE PENSION PAYMENTS YOU ARE RECEIVING AND IF YOU DO NOT WISH TO HAVE TAXES WITHHELD, YOU SHOULD COMPLETE AN IRS FORM W-4P AND SUBMIT IT TO YOUR ACCOUNT RELATIONSHIP MANAGER. HOWEVER, IF YOU ELECT NOT TO HAVE WITHHOLDING APPLY TO YOUR PENSION PAYMENTS, OR IF YOU DO NOT HAVE ENOUGH FEDERAL INCOME TAX WITHHELD FROM YOUR PENSION PAYMENTS, YOU MAY BE RESPONSIBLE FOR PAYMENT OF ESTIMATED TAX. YOU MAY INCUR PENALTIES UNDER THE ESTIMATED TAX RULES IF YOUR WITHHOLDING AND ESTIMATED TAX PAYMENTS ARE NOT SUFFICIENT. IF FEDERAL INCOME TAXES ARE NOT BEING WITHHELD FROM YOUR PENSION PAYMENTS BECAUSE YOU HAVE ELECTED NOT TO HAVE WITHHOLDING APPLY AND IF YOU WISH TO REVOKE THAT ELECTION AND HAVE FEDERAL INCOME TAXES WITHHELD FROM YOUR PENSION PAYMENTS, YOU SHOULD COMPLETE AN IRS FORM W-4P AND SUBMIT TO YOUR RELATIONSHIP MANAGER. THESE FORMS MAY BE OBTAINED FROM THE INTERNAL REVENUE SERVICE WEBSITE, IRS.GOV (SELECT THE MORE FORMS AND PUBLICATIONS TAB AND FOLLOW THE INSTRUCTIONS TO FORM W-4P), OR BY CALLING THE IRS AT 1-800-829-1040. YOU MAY ALSO CONTACT YOUR ACCOUNT RELATIONSHIP MANAGER AND THEY WILL MAIL YOU THE FORM. IF YOU WISH TO CHANGE PREVIOUS ELECTION, PLEASE COMPLETE AND MAIL TO YOUR ACCOUNT RELATIONSHIP MANAGER. YOU SHOULD INDICATE ON FORM W-4P YOUR NAME, SOCIAL SECURITY NUMBER AND THE COMPANY FROM WHICH YOU ARE RETIRED, AS WELL AS YOUR WITHHOLDING ELECTION.

NOTICE OF LIMITATIONS PERIOD FOR BREACH OF TRUST ACTIONS

THIS NOTICE, AS WELL AS ANY EARLIER OR OTHER COMMUNICATION CONTAINING SUCH INFORMATION, SERVES TO ALERT PERSONS OR ENTITIES WITH AN INTEREST IN THIS ACCOUNT THAT (i) IN MANY STATES, INCLUDING THOSE LISTED BELOW, STATUTES OF LIMITATIONS PROVIDE THAT A BENEFICIARY OF A TRUST MAY NOT COMMENCE A PROCEEDING AGAINST A TRUSTEE FOR BREACH OF TRUST MORE THAN A CERTAIN PERIOD AFTER THE DATE THAT THE BENEFICIARY OR REPRESENTATIVE OF THE BENEFICIARY WAS SENT A REPORT* DISCLOSING ADEQUATE INFORMATION TO ALERT THE BENEFICIARY OR REPRESENTATIVE OF THE EXISTENCE OF A POTENTIAL CLAIM FOR BREACH OF TRUST; (ii) THIS STATEMENT IS A REPORT WITHIN THE MEANING OF SUCH STATUTES AS TO ALL INFORMATION CONTAINED HEREIN, INCLUDING, WITHOUT LIMITATION, THE COMPENSATION RECEIVED BY REGIONS BANK AND ITS AFFILIATES, INVESTMENTS MADE, HELD OR DISPOSED OF AND DISBURSEMENTS AND DISTRIBUTIONS MADE ON BEHALF OF THIS ACCOUNT; AND (iii) ANY PERSON OBJECTING TO ANY MATTER DISCLOSED IN THIS STATEMENT MAY BE

Information (continued)

REQUIRED BY SUCH STATUTES TO COMMENCE A PROCEEDING AGAINST REGIONS BANK WITHIN THE TIME ALLOWED BY LAW IN ORDER TO PRESERVE HIS, HER OR ITS RIGHTS TO BRING LEGAL ACTION RELATING TO SUCH OBJECTION. AN ACTION FOR BREACH OF TRUST BASED ON MATTERS DISCLOSED IN A TRUST ACCOUNTING OR OTHER WRITTEN REPORT OF THE TRUSTEE MAY BE SUBJECT TO A SPECIFIC STATUTE OF LIMITATIONS FROM THE SENDING OR RECEIPT OF THE TRUST ACCOUNTING OR OTHER WRITTEN REPORT, BASED ON THE PARTICULARS OF THE STATE STATUTE. ALSO, IN CERTAIN STATES (MARKED BELOW WITH [*]), THE EFFECT OF TRIGGERING THE STATUTE OF LIMITATIONS MAY POSSIBLY APPLY ONLY TO A STATEMENT OR REPORT THAT IS FINAL OR AT THE TERMINATION OF THE TRUST OR BENEFICIARY RELATIONSHIP. IN A STATE MARKED BELOW WITH [**], THE STATUTE OF LIMITATIONS MAY VARY, ACCORDING TO THE DATE THE TRUSTEESHIP WAS ACCEPTED OR THE DATE THE TRUST BECAME IRREVOCABLE. PLEASE NOTE THAT THE TIME ALLOWED FOR COMMENCING A PROCEEDING CONSISTS OF THE FOLLOWING PERIOD UNDER APPLICABLE STATE LAW: 6 MONTHS (FL); 1 YEAR (AR, MS, MO, SC, TN, IA, KY); 2 YEARS (AL, IL**, GA, LA); 3 YEARS (IL**, IN*); 4 YEARS (TX); 5 YEARS (NC*). ADDITIONALLY, ACCOUNTS FOR WHICH REGIONS SERVES AS AGENT FOR AN INDIVIDUAL OR ENTITY AS PRINCIPAL, WHETHER THE PRINCIPAL SERVES IN AN INDIVIDUAL OR FIDUCIARY CAPACITY, LIKEWISE ARE SUBJECT TO APPLICABLE STATUTES OF LIMITATION. THIS STATEMENT, AS WELL AS ANY EARLIER OR OTHER COMMUNICATION CONTAINING SUCH INFORMATION, IS NOTICE AS TO ALL INFORMATION CONTAINED HEREIN, AND THE PRINCIPAL MAY BE REQUIRED BY SUCH STATUTES TO COMMENCE A PROCEEDING AGAINST REGIONS BANK WITHIN THE TIME ALLOWED BY LAW IN ORDER TO PRESERVE HIS, HER OR ITS RIGHTS TO BRING LEGAL ACTION RELATING TO ANY MATTER DISCLOSED IN THIS STATEMENT. THIS NOTICE IS FOR INFORMATIONAL PURPOSES ONLY AND IS NOT LEGAL ADVICE; PLEASE CONSULT YOUR ATTORNEY REGARDING ANY QUESTIONS ABOUT WHICH STATE LAW IS APPLICABLE AND ITS EFFECT.

S&P FIXED INCOME ASSET RATINGS:

REGARDING ANY PRESENTATION OF ASSET RATING INFORMATION PROVIDED BY STANDARD & POORS WITHIN THIS DOCUMENT, ALL INFORMATION IS COPYRIGHT © 2022, S&P GLOBAL MARKET INTELLIGENCE (AND ITS AFFILIATES AS APPLICABLE). REPRODUCTION OF ANY INFORMATION, OPINIONS, VIEWS, DATA OR MATERIAL, INCLUDING RATINGS (“CONTENT”) IN ANY FORM IS PROHIBITED EXCEPT WITH THE PRIOR WRITTEN PERMISSION OF THE RELEVANT PARTY. SUCH PARTY, ITS AFFILIATES AND SUPPLIERS (“CONTENT PROVIDERS”) DO NOT GUARANTEE THE ACCURACY, ADEQUACY, COMPLETENESS, TIMELINESS OR AVAILABILITY OF ANY CONTENT AND ARE NOT RESPONSIBLE FOR ANY ERRORS OR OMISSIONS (NEGLIGENT OR OTHERWISE), REGARDLESS OF THE CAUSE, OR FOR THE RESULTS OBTAINED FROM THE USE OF SUCH CONTENT. IN NO EVENT SHALL CONTENT PROVIDERS BE LIABLE FOR ANY DAMAGES, COSTS, EXPENSES, LEGAL FEES, OR LOSSES (INCLUDING LOST INCOME OR LOST PROFIT AND OPPORTUNITY COSTS) IN CONNECTION WITH ANY USE OF THE CONTENT. A REFERENCE TO A PARTICULAR INVESTMENT OR SECURITY, A RATING OR ANY OBSERVATION CONCERNING AN INVESTMENT THAT IS PART OF THE CONTENT IS NOT A RECOMMENDATION TO BUY, SELL OR HOLD SUCH INVESTMENT OR SECURITY, DOES NOT ADDRESS THE SUITABILITY OF AN INVESTMENT OR SECURITY AND SHOULD NOT BE RELIED ON AS INVESTMENT ADVICE. CREDIT RATINGS ARE STATEMENTS OF OPINIONS AND ARE NOT STATEMENTS OF FACT.

PERFORMANCE:

PERFORMANCE INFORMATION IS PROVIDED FOR THE SOLE USE OF THE INDIVIDUAL(S) IT IS PRESENTED TO. PERFORMANCE RESULTS CONTAINED IN THIS STATEMENT REFLECTS TRADING IN YOUR ACCOUNT(S) AND IS FOR INFORMATIONAL PURPOSES ONLY. RETURNS ARE CALCULATED USING A THIRD-PARTY VENDOR, SEI. PERFORMANCE INFORMATION MAY NOT REFLECT PERFORMANCE OF ALL ASSETS REFLECTED ON THIS STATEMENT AS SOME ASSETS MAY NOT BE SUBJECT TO OUR DISCRETIONARY AUTHORITY REGARDING INVESTMENT DECISIONS AND MAY BE EXCLUDED FROM THE INVESTMENT PERFORMANCE CALCULATIONS. FACTORS IMPACTING THE RETURNS INCLUDE INDIVIDUAL CLIENT RISK TOLERANCE,

Information (continued)

RESTRICTIONS A CLIENT MAY PLACE ON THE ACCOUNT, INVESTMENT OBJECTIVES, CHOICE OF BROKER/DEALER OR CUSTODIANS, AS WELL AS OTHER FACTORS. YOUR ACCOUNT(S) PERFORMANCE MAY DIFFER FROM THAT OF OTHER CLIENTS DUE TO, AMONG OTHER THINGS, COMMISSION, TIMING OF ORDER ENTRY, OR THE MANNER IN WHICH THE TRADES WERE EXECUTED. THE INFORMATION PRESENTED HAS BEEN OBTAINED FROM SOURCES BELIEVED TO BE ACCURATE AND RELIABLE. REGIONS CANNOT GUARANTEE THE ACCURACY OR COMPLETENESS OF SUCH INFORMATION AND ASSUMES NO LIABILITY FOR DAMAGES RESULTING FROM OR ARISING OUT OF THE USE OF SUCH INFORMATION. FOR PRIVATE WEALTH AND INSTITUTIONAL SERVICES ACCOUNTS PERFORMANCE IS PRESENTED AS NET OF FEES PERFORMANCE, THEREBY FEES (AND TRADING COMMISSIONS) ARE REFLECTED IN THE DATA. THE FEE SCHEDULE IS DESCRIBED IN YOUR INVESTMENT MANAGEMENT CONTRACT.

PAST PERFORMANCE IS NOT INDICATIVE OF FUTURE RETURNS. CURRENT PERFORMANCE MAY BE LOWER OR HIGHER THAN THE PERFORMANCE DATA PRESENTED. THE INVESTMENT RETURN AND PRINCIPAL VALUE OF AN INVESTMENT WILL FLUCTUATE SO THAT, WHEN REDEEMED, IT MAY BE WORTH MORE OR LESS THAN THE ORIGINAL VALUE. IT SHOULD NOT BE ASSUMED THAT RECOMMENDATIONS MADE IN THE FUTURE WILL BE PROFITABLE OR WILL EQUAL THE PERFORMANCE OF THE SECURITIES PRESENTED HEREIN. SECURITIES ARE NOT FDIC INSURANCE, HAVE NO BANK GUARANTEE, AND MAY LOSE VALUE.

TRADE ERROR CORRECTION:

FROM TIME TO TIME ERRORS MAY OCCUR IN THE EXECUTION OF TRADES FOR YOUR ACCOUNT. WHEN RESPONSIBLE FOR SUCH AN ERROR, REGIONS WILL NOTIFY YOU AND WILL CORRECT ANY ERROR AS SOON AS ADMINISTRATIVELY FEASIBLE BY ADDRESSING ANY LOSSES AND PUTTING YOUR ACCOUNT INTO THE SAME POSITION AS IF THE ERROR HAD NOT OCCURRED. WHERE ADMINISTRATIVELY FEASIBLE, ANY GAINS RESULTING FROM THE ERROR MAY BE RETAINED IN YOUR ACCOUNT. TRADING ERRORS WILL NOT OTHERWISE BE REFLECTED IN YOUR STATEMENT IF CORRECTED WITHIN 30 DAYS OR WITHIN THE SAME MONTHLY STATEMENT CYCLE.

Account Statement

July 1, 2024 - July 31, 2024

DORALCITYTRANSP



Your Relationship Team

Relationship Consultant: JANET H RICARDO 904 565 7973 janet.ricardo@regions.com

Accounts Included In This Statement

██████████ DORALCITYTRANSP

MATILDE MENENDEZ
CITY OF DORAL
8401 NW 53RD TERRACE
DORAL, FL 33166
United States

This page intentionally left blank.

Table of Contents

Schedules	Page
Balance Sheet.....	5
Overview of Your Account.....	6
Portfolio Analysis.....	7
Portfolio Holdings.....	8
Purchases.....	24
Realized Gains and Losses.....	26
Contributions and Receipts.....	44
Distributions and Disbursements.....	45
Fees and Expenses.....	46
Income Received.....	47
Other Income and Capital Gain Distributions.....	55
Security Transactions.....	56
Income Accrual.....	59
Information.....	72

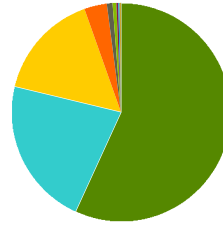
This page intentionally left blank.

Balance Sheet on July 31, 2024

	As of June 30, 2024		As of July 31, 2024		% of Account
	Market Value	Cost Basis	Market Value	Cost Basis	
Cash and Equivalents					
Cash	0.00	0.00	-54,998.35	-54,998.35	0.00%
Cash Equivalents	95,328.34	95,328.34	67,358.50	67,358.50	0.54%
Accrued Income	105,857.84	105,857.84	101,939.26	101,939.26	0.83%
Total Cash and Equivalents	\$201,186.18	\$201,186.18	\$114,299.41	\$114,299.41	1.37%
Fixed Income					
US Government	7,032,564.05	7,078,924.83	7,030,887.85	7,013,226.34	56.88%
Agency MBS	24,616.72	26,698.48	24,003.23	25,788.62	0.19%
CMO	38,306.46	39,573.21	35,324.64	36,451.65	0.29%
CMBS	330,651.84	329,392.86	411,951.18	408,566.62	3.33%
Consumer ABS	1,966,580.37	1,974,415.99	1,949,343.60	1,947,044.60	15.77%
Commercial ABS	32,649.48	33,026.05	32,179.26	32,294.43	0.26%
US Credit	2,539,857.22	2,706,640.49	2,707,844.97	2,698,468.99	21.91%
Total Fixed Income	\$11,965,226.14	\$12,188,671.91	\$12,191,534.73	\$12,161,841.25	98.63%
	\$12,166,412.32	\$12,389,858.09	\$12,305,834.14	\$12,276,140.66	100.00%

Overview of Your Account - [REDACTED] DORALCITYTRANSP
Investment Objective Directed Retention of Assets
Asset allocation on July 31, 2024

	Market value (\$)	Percent
■ US Government	7,030,887.85	57%
■ US Credit	2,707,844.97	22%
■ Consumer ABS	1,949,343.60	16%
■ CMBS	411,951.18	3%
■ Accrued Income	101,939.26	1%
■ Cash Equivalents	67,358.50	1%
■ CMO	35,324.64	0%
■ Commercial ABS	32,179.26	0%
■ Other	24,003.23	0%
Subtotal	\$12,360,832.49	100%
Cash Processing / Liability	-54,998.35	
Total of your account	\$12,305,834.14	



Only the top 8 holding sectors are represented.

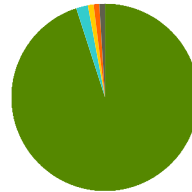
Activity Summary

	This Period	Year to Date
Beginning Market Value	12,166,412.32	11,694,794.56
Contributions/Receipts	5,964.72	24,000.18
Distributions/Disbursements	-5,964.72	-24,000.18
Fees/Expenses	0.00	0.00
Dividends	345.78	2,919.35
Interest	41,421.07	351,212.46
Other Income/Capital Gain Distributions	0.00	0.00
Security Transactions	0.00	0.00
Realized Gain/Loss	-3,187.83	-111,454.16
Net Interest Bought & Sold	5,964.72	19,937.14
Change in Accrual	-3,918.58	16,798.15
Cost Adjustments	490.01	-5,745.70
Net Change in Unrealized Gain/Loss	98,306.65	337,372.34
Market Value on Jul 31, 2024	\$12,305,834.14	\$12,305,834.14

Portfolio Analysis - **DORALCITYTRANSP**

Geographic Concentration

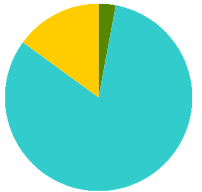
	Market Value (\$)	Percent
■ US	11,831,177.43	95%
■ Canada	222,587.10	2%
■ Europe Ex UK	90,647.10	1%
■ Japan	85,710.01	1%
■ Asia Ex Japan	75,712.50	1%
Total of Your Portfolio	\$12,305,834.14	100%



The data in the quadrant above represents the concentration of assets in your portfolio by geographic region. Source: Bloomberg, Extel, ICE

Bond Maturity

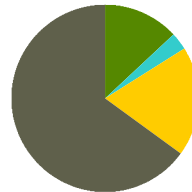
	Market Value (\$)	Percent
■ Less than 1 Year	321,248.68	3%
■ 1 to 3 Years	10,004,514.61	82%
■ 3 to 5 Years	1,806,443.57	15%
■ 7 to 10 Years	24,003.23	0%
■ Over 30 Years	35,324.64	0%
Total of Your Portfolio	\$12,191,534.73	100%



The data in the quadrant above represents the concentration of bonds in your portfolio by maturity date. Source: Bloomberg, Extel, ICE

Bond Quality Ratings

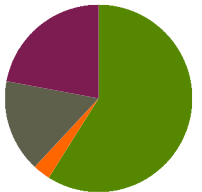
	Market Value (\$)	Percent
■ AAA	1,574,129.52	13%
■ AA	387,509.78	3%
■ A	2,256,401.27	19%
■ BBB	34,349.32	0%
■ All Others	7,939,144.84	65%
Total of Your Portfolio	\$12,191,534.73	100%



The data in the quadrant above represents the concentration of bonds in your portfolio by S&P credit rating. Source: ICE

Fixed Income Sector Analysis

	Market Value (\$)	Percent
■ US Government	7,030,887.85	59%
■ Agency MBS	24,003.23	0%
■ CMO	35,324.64	0%
■ CMBS	411,951.18	3%
■ Consumer ABS	1,949,343.60	16%
■ Commercial ABS	32,179.26	0%
■ US Credit	2,707,844.97	22%
Total of Your Portfolio	\$12,191,534.73	100%



The data in the quadrant above represents the concentration of bonds in your portfolio by fixed income sector. Source: RIM Fixed Income Investment

Portfolio Holdings on July 31, 2024

	Number of Shares	Share price	Market Value	Accrued Income	Cost Basis / Unrealized G/L	Est. Ann. Inc. /Yield at Market	% of Account
Cash and Equivalents							
<i>Cash</i>							
US Dollar (DORALCITYTRANSP - Capital)	-54,998.35	1.00	-54,998.35	0.00	-54,998.35 0.00	0.00	0.00%
- Settled 0.00							
- Net Payable/Receivable (Spot Currency:USD)	-54,998.35						
Total Cash			-\$54,998.35	\$0.00	-\$54,998.35 \$0.00	\$0.00	0.00%
<i>Cash Equivalents</i>							
Fidelity Government Portfolio (CUSIP:316175108)	67,358.50	1.00	67,358.50	371.43	67,358.50 0.00	3,454.14 5.13%	0.54%
Total Cash Equivalents			\$67,358.50	\$371.43	\$67,358.50 \$0.00	\$3,454.14 5.13%	0.54%
<i>Accrued Income</i>							
Ending Accrual	0.00	1.00	101,939.26	0.00	101,939.26 0.00	0.00	0.83%
Total Accrued Income			\$101,939.26	\$0.00	\$101,939.26 \$0.00	\$0.00	0.83%
Total Cash and Equivalents			\$114,299.41	\$371.43	\$114,299.41 \$0.00	\$3,454.14 3.02%	1.37%
Fixed Income							
<i>US Government</i>							
United States Treasury Note/Bond 3.625% 15 May 2026 (CUSIP:91282CHB0)	535,000.00	98.758	528,355.30	4,110.63	529,545.51 -1,190.21	19,393.75 3.67%	4.27%
United States Treasury Note/Bond 3.75% 15 Apr 2026 (CUSIP:91282CGV7)	585,000.00	98.965	578,945.25	6,473.36	583,106.45 -4,161.20	21,937.50 3.79%	4.68%
United States Treasury Note/Bond 3.875% 15 Jan 2026 (CUSIP:91282CGE5)	370,000.00	99.117	366,732.90	662.33	369,089.45 -2,356.55	14,337.50 3.91%	2.97%

Portfolio Holdings on July 31, 2024 (continued)

	Number of Shares	Share price	Market Value	Accrued Income	Cost Basis / Unrealized G/L	Est. Ann. Inc. /Yield at Market	% of Account
<i>US Government (continued)</i>							
United States Treasury Note/Bond 4.125% 15 Feb 2027 (CUSIP:91282CKA8)	355,000.00	99.938	354,779.90	6,758.65	352,919.92 1,859.98	14,643.75 4.13%	2.87%
United States Treasury Note/Bond 4.125% 15 Jun 2026 (CUSIP:91282CHH7)	230,000.00	99.66	229,218.00	1,218.34	228,409.77 808.23	9,487.50 4.14%	1.85%
United States Treasury Note/Bond 4% 15 Dec 2025 (CUSIP:91282CGA3)	365,000.00	99.301	362,448.65	1,874.86	363,146.48 -697.83	14,600.00 4.03%	2.93%
United States Treasury Note/Bond 4% 15 Feb 2026 (CUSIP:91282CGL9)	505,000.00	99.316	501,545.80	9,323.08	497,783.71 3,762.09	20,200.00 4.03%	4.06%
United States Treasury Note/Bond 4% 15 Jan 2027 (CUSIP:91282CJT9)	405,000.00	99.613	403,432.65	748.37	405,336.28 -1,903.63	16,200.00 4.02%	3.26%
United States Treasury Note/Bond 4.25% 15 Mar 2027 (CUSIP:91282CKE0)	220,000.00	100.32	220,704.00	3,531.66	218,427.34 2,276.66	9,350.00 4.24%	1.79%
United States Treasury Note/Bond 4.25% 15 Oct 2025 (CUSIP:91282CFP1)	265,000.00	99.582	263,892.30	3,323.36	263,182.03 710.27	11,262.50 4.27%	2.13%
United States Treasury Note/Bond 4.375% 15 Aug 2026 (CUSIP:91282CHU8)	275,000.00	100.195	275,536.25	5,552.89	272,378.91 3,157.34	12,031.25 4.37%	2.23%
United States Treasury Note/Bond 4.375% 15 Dec 2026 (CUSIP:91282CJP7)	635,000.00	100.43	637,730.50	3,567.54	639,196.50 -1,466.00	27,781.25 4.36%	5.18%
United States Treasury Note/Bond 4.5% 15 Apr 2027 (CUSIP:91282CKJ9)	360,000.00	100.969	363,488.40	4,780.33	357,426.56 6,061.84	16,200.00 4.46%	2.94%

Portfolio Holdings on July 31, 2024 (continued)

	Number of Shares	Share price	Market Value	Accrued Income	Cost Basis / Unrealized G/L	Est. Ann. Inc. /Yield at Market	% of Account
US Government (continued)							
United States Treasury Note/Bond 4.5% 15 Jul 2026 (CUSIP:91282CHM6)	455,000.00	100.391	456,779.05	945.85	454,146.88 2,632.17	20,475.00 4.48%	3.70%
United States Treasury Note/Bond 4.5% 15 May 2027 (CUSIP:91282CKR1)	300,000.00	101.031	303,093.00	2,861.41	299,531.25 3,561.75	13,500.00 4.45%	2.45%
United States Treasury Note/Bond 4.5% 15 Nov 2025 (CUSIP:91282CFW6)	340,000.00	99.902	339,666.80	3,242.93	341,839.19 -2,172.39	15,300.00 4.50%	2.75%
United States Treasury Note/Bond 4.625% 15 Jun 2027 (CUSIP:91282CKV2)	340,000.00	101.50	345,100.00	1,933.40	340,278.91 4,821.09	15,725.00 4.56%	2.79%
United States Treasury Note/Bond 4.625% 15 Nov 2026 (CUSIP:91282CJK8)	385,000.00	100.918	388,534.30	3,774.15	387,743.70 790.60	17,806.25 4.58%	3.14%
United States Treasury Note/Bond 4.625% 15 Oct 2026 (CUSIP:91282CJC6)	90,000.00	100.836	90,752.40	1,228.28	89,880.47 871.93	4,162.50 4.59%	0.73%
United States Treasury Note/Bond 4.625% 15 Sep 2026 (CUSIP:91282CHY0)	20,000.00	100.762	20,152.40	349.39	19,857.03 295.37	925.00 4.59%	0.16%
Total US Government			\$7,030,887.85	\$66,260.81	\$7,013,226.34 \$17,661.51	\$295,318.75 4.20%	56.88%
Agency MBS							
Fannie Mae Pool FN BM4614 3% 01 Mar 2033 (CUSIP:3140J9DU2)	9,560.10	95.961	9,173.97	23.90	9,878.86 -704.89	286.80 3.13%	0.07%

Portfolio Holdings on July 31, 2024 (continued)

	Number of Shares	Share price	Market Value	Accrued Income	Cost Basis / Unrealized G/L	Est. Ann. Inc. /Yield at Market	% of Account
Agency MBS (continued)							
Fannie Mae Pool FN FM4174 3% 01 Nov 2032 (CUSIP:3140X7T82)	15,274.67	97.084	14,829.26	38.19	15,909.76 -1,080.50	458.24 3.09%	0.12%
Total Agency MBS			\$24,003.23	\$62.09	\$25,788.62 -\$1,785.39	\$745.04 3.10%	0.19%
CMO							
Government National Mortgage Association GNR 2014-H19 HA 3% 20 Sep 2064 (CUSIP:38375UPV6)	5,298.61	97.4163	5,161.71	13.25	5,361.38 -199.67	158.96 3.08%	0.04%
Government National Mortgage Association GNR 2019-H12 JA 2.5% 20 Jul 2069 (CUSIP:38380LXE8)	13,890.32	97.4061	13,530.01	28.94	13,902.52 -372.51	347.26 2.57%	0.11%
Government National Mortgage Association GNR 2020-H02 DA 2.25% 20 Dec 2069 (CUSIP:38380LV67)	17,172.23	96.8594	16,632.92	32.20	17,187.75 -554.83	386.38 2.32%	0.14%
Total CMO			\$35,324.64	\$74.39	\$36,451.65 -\$1,127.01	\$892.60 2.53%	0.29%
CMBS							
CarMax Auto Owner Trust 2021-4 CARMX 2021-4 A3 0.56% 15 Sep 2026 (CUSIP:14317JAD9)	7,943.61	97.7224	7,762.69	1.98	7,942.69 -180.00	44.48 0.57%	0.06%
Daimler Trucks Retail Trust 2022-1 DTRT 2022-1 A3 5.23% 17 Feb 2026 (CUSIP:233869AC0)	34,341.63	99.8762	34,299.10	79.83	34,339.35 -40.25	1,796.07 5.24%	0.28%
Ford Credit Auto Owner Trust 2022-A FORDO 2022-A A3 1.29% 15 Jun 2026 (CUSIP:345286AC2)	12,293.51	98.3257	12,087.67	7.05	12,292.05 -204.38	158.59 1.31%	0.10%

Portfolio Holdings on July 31, 2024 (continued)

	Number of Shares	Share price	Market Value	Accrued Income	Cost Basis / Unrealized G/L	Est. Ann. Inc. /Yield at Market	% of Account
CMBS (continued)							
Freddie Mac Multifamily Structured Pass Through Certificates FHMS K058 A1 2.34% 25 Jul 2026 (CUSIP:3137BSP64)	46,607.00	96.9281	45,175.26	90.88	44,218.39 956.87	1,090.60 2.41%	0.37%
Freddie Mac Multifamily Structured Pass Through Certificates FHMS K082 A1 3.92% 25 May 2028 (CUSIP:3137FJKD0)	58,091.45	98.4559	57,194.46	189.77	56,194.41 1,000.05	2,277.18 3.98%	0.46%
Freddie Mac Multifamily Structured Pass Through Certificates FHMS K736 A2 2.282% 25 Jul 2026 (CUSIP:3137FNWX4)	65,000.00	95.9178	62,346.57	123.61	60,310.35 2,036.22	1,483.30 2.38%	0.50%
GM Financial Consumer Automobile Receivables Trust 2022-1 GMCAR 2022-1 A3 1.26% 16 Nov 2026 (CUSIP:380146AC4)	12,266.95	98.074	12,030.69	6.44	12,265.89 -235.20	154.56 1.28%	0.10%
GM Financial Consumer Automobile Receivables Trust 2022-2 GMCAR 2022-2 A3 3.1% 16 Feb 2027 (CUSIP:362585AC5)	21,019.39	98.6245	20,730.26	27.15	21,014.99 -284.73	651.60 3.14%	0.17%
Hyundai Auto Receivables Trust 2024-B HART 2024-B A3 4.84% 15 Mar 2029 (CUSIP:44934QAD3)	40,000.00	100.3706	40,148.22	37.64	39,993.96 154.26	1,936.00 4.82%	0.32%
John Deere Owner Trust 2022-C JDOT 2022-C A3 5.09% 15 Jun 2027 (CUSIP:47800BAC2)	70,000.00	99.8677	69,907.42	158.36	69,994.57 -87.15	3,563.00 5.10%	0.56%
Toyota Auto Receivables 2024-C Owner Trust TAOT 2024-C A3 4.88% 15 Mar 2029 (CUSIP:89237QAD2)	50,000.00	100.5377	50,268.84	6.78	49,999.97 268.87	2,440.00 4.85%	0.41%
Total CMBS			\$411,951.18	\$729.49	\$408,566.62 \$3,384.56	\$15,595.38 3.79%	3.33%

Portfolio Holdings on July 31, 2024 (continued)

	Number of Shares	Share price	Market Value	Accrued Income	Cost Basis / Unrealized G/L	Est. Ann. Inc. /Yield at Market	% of Account
Consumer ABS							
Ally Auto Receivables Trust 2022-1 ALLYA 2022-1 A3 3.31% 15 Nov 2026 (CUSIP:02008JACO)	42,912.05	99.0344	42,497.68	63.13	42,903.74 -406.06	1,420.39 3.34%	0.34%
Ally Auto Receivables Trust 2023-1 ALLYA 2023-1 A3 5.46% 15 May 2028 (CUSIP:02007WAC2)	120,000.00	100.523	120,627.64	291.20	119,137.50 1,490.14	6,552.00 5.43%	0.98%
American Express Credit Account Master Trust AMXCA 2023-3 A 5.3% 15 Sep 2028 (CUSIP:02582JKD1)	100,000.00	101.2534	101,253.41	232.44	99,995.53 1,257.88	5,230.00 5.17%	0.82%
Bank of America Auto Trust 2023-1 BAAT 2023-1A A3 5.53% 15 Feb 2028 (CUSIP:06428AAC2)	45,000.00	100.7049	45,317.20	110.60	44,998.29 318.91	2,488.50 5.49%	0.37%
Bank of America Auto Trust 5.74% 15 Jun 2028 (CUSIP:06054YAC1)	90,000.00	101.3363	91,202.66	229.60	89,998.37 1,204.29	5,166.00 5.66%	0.74%
BMW Vehicle Owner Trust 2022-A BMWOT 2022-A A3 3.21% 25 Aug 2026 (CUSIP:05602RAD3)	17,131.32	98.8848	16,940.27	9.17	17,130.44 -190.17	549.92 3.25%	0.14%
BMW Vehicle Owner Trust 2023-A BMWOT 2023-A A3 5.47% 25 Feb 2028 (CUSIP:05592XAD2)	20,000.00	100.6709	20,134.18	18.23	19,996.46 137.72	1,094.00 5.43%	0.16%
Capital One Multi-Asset Execution Trust COMET 2022-A2 A 3.49% 15 May 2027 (CUSIP:14041NGA3)	80,000.00	98.6524	78,921.90	124.09	79,987.22 -1,065.32	2,792.00 3.54%	0.64%
Capital One Prime Auto Receivables Trust 2022-1 COPAR 2022-1 A3 3.17% 15 Apr 2027 (CUSIP:14043QAC6)	27,289.06	98.4489	26,865.77	38.45	27,283.09 -417.32	865.06 3.22%	0.22%

Portfolio Holdings on July 31, 2024 (continued)

	Number of Shares	Share price	Market Value	Accrued Income	Cost Basis / Unrealized G/L	Est. Ann. Inc. /Yield at Market	% of Account
<i>Consumer ABS (continued)</i>							
Capital One Prime Auto Receivables Trust 2022-2 COPAR 2022-2 A3 3.66% 17 May 2027 (CUSIP:14043GAD6)	33,747.18	98.7312	33,318.99	54.90	33,744.76 -425.77	1,235.15 3.71%	0.27%
CarMax Auto Owner Trust 2021-1 CARMX 2021-1 A3 0.34% 15 Dec 2025 (CUSIP:14316NAC3)	2,351.26	99.615	2,342.21	0.36	2,350.79 -8.58	7.99 0.34%	0.02%
CarMax Auto Owner Trust 2021-3 CARMX 2021-3 A3 0.55% 15 Jun 2026 (CUSIP:14317DAC4)	9,396.01	98.0068	9,208.72	2.30	9,394.46 -185.74	51.68 0.56%	0.07%
CarMax Auto Owner Trust 2022-2 CARMX 2022-2 A3 3.49% 16 Feb 2027 (CUSIP:14317HAC5)	28,605.99	98.8106	28,265.74	44.37	28,601.64 -335.90	998.35 3.53%	0.23%
CarMax Auto Owner Trust 2022-4 CARMX 2022-4 A3 5.34% 16 Aug 2027 (CUSIP:14318UAD3)	90,000.00	100.1198	90,107.84	213.60	89,978.89 128.95	4,806.00 5.33%	0.73%
Chase Auto Owner Trust 2024-1 CHAOT 2024-1A A3 5.13% 25 May 2029 (CUSIP:16144BAC2)	25,000.00	100.8279	25,206.98	21.38	24,998.34 208.64	1,282.50 5.09%	0.20%
Chase Issuance Trust CHAIT 2023-A1 A 5.16% 15 Sep 2028 (CUSIP:161571HT4)	100,000.00	101.1649	101,164.94	229.33	99,972.28 1,192.66	5,160.00 5.10%	0.82%
CNH Equipment Trust 2022-A CNH 2022-A A3 2.94% 15 Jul 2027 (CUSIP:12660DAC1)	29,743.27	97.8701	29,109.78	38.86	29,741.06 -631.28	874.45 3.00%	0.24%
Discover Card Execution Note Trust DCENT 2022-A2 A 3.32% 15 May 2027 (CUSIP:254683CS2)	80,000.00	98.5603	78,848.26	118.04	79,993.50 -1,145.24	2,656.00 3.37%	0.64%

Portfolio Holdings on July 31, 2024 (continued)

	Number of Shares	Share price	Market Value	Accrued Income	Cost Basis / Unrealized G/L	Est. Ann. Inc. /Yield at Market	% of Account
<i>Consumer ABS (continued)</i>							
Discover Card Execution Note Trust DCENT 2022-A3 A3 3.56% 15 Jul 2027 (CUSIP:254683CW3)	75,000.00	98.553	73,914.72	118.67	74,990.69 -1,075.97	2,670.00 3.61%	0.60%
Fifth Third Auto Trust 2023-1 FITAT 2023-1 A3 5.53% 15 Aug 2028 (CUSIP:31680EAD3)	70,000.00	100.7325	70,512.77	172.04	69,995.66 517.11	3,871.00 5.49%	0.57%
Ford Credit Auto Owner Trust 2023-A FORDO 2023-A A3 4.65% 15 Feb 2028 (CUSIP:344928AD8)	30,000.00	99.6198	29,885.94	62.00	29,996.87 -110.93	1,395.00 4.67%	0.24%
GM Financial Consumer Automobile Receivables Trust 2023-2 GMCAR 2023-2 A3 4.47% 16 Feb 2028 (CUSIP:362583AD8)	30,000.00	99.369	29,810.69	55.88	29,999.18 -188.49	1,341.00 4.50%	0.24%
GM Financial Consumer Automobile Receivables Trust 2024-1 GMCAR 2024-1 A3 4.85% 18 Dec 2028 (CUSIP:36268GAD7)	10,000.00	100.2764	10,027.64	20.21	9,997.99 29.65	485.00 4.84%	0.08%
Harley-Davidson Motorcycle Trust 2022-A HDMOT 2022-A A3 3.06% 15 Feb 2027 (CUSIP:41284YAD8)	22,746.74	98.8578	22,486.93	30.94	22,742.95 -256.02	696.05 3.10%	0.18%
Honda Auto Receivables 2021-3 Owner Trust HAROT 2021-3 A3 0.41% 18 Nov 2025 (CUSIP:43815EAC8)	4,200.91	98.7588	4,148.77	0.62	4,200.83 -52.06	17.22 0.42%	0.03%
Honda Auto Receivables 2021-4 Owner Trust HAROT 2021-4 A3 0.88% 21 Jan 2026 (CUSIP:43815GAC3)	5,359.03	98.1974	5,262.43	1.31	5,357.89 -95.46	47.16 0.90%	0.04%

Portfolio Holdings on July 31, 2024 (continued)

	Number of Shares	Share price	Market Value	Accrued Income	Cost Basis / Unrealized G/L	Est. Ann. Inc. /Yield at Market	% of Account
<i>Consumer ABS (continued)</i>							
Honda Auto Receivables 2022-1 Owner Trust HAROT 2022-1 A3 1.88% 15 May 2026 (CUSIP:43815BAC4)	31,165.39	98.1696	30,594.93	0.00	31,160.70 -565.77	0.03 0.00%	0.25%
Honda Auto Receivables 2023-2 Owner Trust HAROT 2023-2 A3 4.93% 15 Nov 2027 (CUSIP:437927AC0)	40,000.00	99.9777	39,991.10	87.64	39,993.52 -2.42	1,972.00 4.93%	0.32%
Honda Auto Receivables 2023-4 Owner Trust HAROT 2023-4 A3 5.67% 21 Jun 2028 (CUSIP:438123AC5)	20,000.00	101.504	20,300.81	31.50	19,996.48 304.33	1,134.00 5.59%	0.16%
Honda Auto Receivables 2024-1 Owner Trust HAROT 2024-1 A3 5.21% 15 Aug 2028 (CUSIP:437918AC9)	70,000.00	100.8229	70,576.02	162.09	69,996.96 579.06	3,647.00 5.17%	0.57%
Hyundai Auto Receivables Trust 2022-A HART 2022-A A3 2.22% 15 Oct 2026 (CUSIP:448977AD0)	37,450.59	98.3075	36,816.75	36.95	37,449.15 -632.40	831.40 2.26%	0.30%
Hyundai Auto Receivables Trust 2023-B HART 2023-B A3 5.48% 17 Apr 2028 (CUSIP:44933XAD9)	25,000.00	100.7124	25,178.09	60.89	24,998.92 179.17	1,370.00 5.44%	0.20%
Hyundai Auto Receivables Trust 2023-C HART 2023-C A3 5.54% 16 Oct 2028 (CUSIP:44918CAD4)	35,000.00	101.3563	35,474.69	86.18	34,995.40 479.29	1,939.00 5.47%	0.29%
John Deere Owner Trust 2022 JDOT 2022-A A3 2.32% 15 Sep 2026 (CUSIP:47787JAC2)	23,142.60	98.3587	22,762.77	23.86	23,137.48 -374.71	536.91 2.36%	0.18%
John Deere Owner Trust 2024-B JDOT 2024-B A3 5.2% 15 Mar 2029 (CUSIP:47786WAD2)	40,000.00	101.3843	40,553.72	92.44	39,992.18 561.54	2,080.00 5.13%	0.33%

Portfolio Holdings on July 31, 2024 (continued)

	Number of Shares	Share price	Market Value	Accrued Income	Cost Basis / Unrealized G/L	Est. Ann. Inc. /Yield at Market	% of Account
<i>Consumer ABS (continued)</i>							
John Deere Owner Trust 2024 JDOT 2024-A A3 4.96% 15 Nov 2028 (CUSIP:47800RAD5)	20,000.00	100.6281	20,125.62	44.09	19,998.88 126.74	992.00 4.93%	0.16%
Mercedes-Benz Auto Receivables Trust 2022-1 MBART 2022-1 A3 5.21% 16 Aug 2027 (CUSIP:58768PAC8)	98,162.16	99.976	98,138.60	227.30	98,142.74 -4.14	5,114.25 5.21%	0.79%
Mercedes-Benz Auto Receivables Trust 2023-2 MBART 2023-2 A3 5.95% 15 Nov 2028 (CUSIP:58769FAC9)	35,000.00	101.9488	35,682.09	92.56	34,997.01 685.08	2,082.50 5.84%	0.29%
Nissan Auto Receivables 2023-B Owner Trust NAROT 2023-B A3 5.93% 15 Mar 2028 (CUSIP:65480MAD5)	25,000.00	101.4366	25,359.14	65.89	24,994.93 364.21	1,482.50 5.85%	0.21%
Toyota Auto Receivables 2022-C Owner Trust TAOT 2022-C A3 3.76% 15 Apr 2027 (CUSIP:89231CAD9)	24,738.09	98.8831	24,461.78	41.34	24,733.95 -272.17	930.15 3.80%	0.20%
Toyota Auto Receivables 2023-B Owner Trust TAOT 2023-B A3 4.71% 15 Feb 2028 (CUSIP:891941AD8)	45,000.00	99.6152	44,826.84	94.20	44,997.48 -170.64	2,119.50 4.73%	0.36%
Toyota Auto Receivables 2023-D Owner Trust TAOT 2023-D A3 5.54% 15 Aug 2028 (CUSIP:89239FAD4)	25,000.00	101.5732	25,393.30	65.44	24,997.31 395.99	1,472.50 5.80%	0.21%
Toyota Auto Receivables 2024-A Owner Trust TAOT 2024-A A3 4.83% 16 Oct 2028 (CUSIP:89238DAD0)	25,000.00	100.1631	25,040.79	53.67	24,995.00 45.79	1,207.50 4.82%	0.20%

Portfolio Holdings on July 31, 2024 (continued)

	Number of Shares	Share price	Market Value	Accrued Income	Cost Basis / Unrealized G/L	Est. Ann. Inc. /Yield at Market	% of Account
Consumer ABS (continued)							
USAA Auto Owner Trust 2023-A USAOT 2023-A A3 5.58% 15 May 2028 (CUSIP:90291VAC4)	80,000.00	100.5825	80,466.02	198.40	79,986.00 480.02	4,464.00 5.55%	0.65%
World Omni Auto Receivables Trust 2024-A WOART 2024-A A3 4.86% 15 Mar 2029 (CUSIP:98164RAD8)	60,000.00	100.3608	60,216.48	129.60	59,992.09 224.39	2,916.00 4.84%	0.49%
Total Consumer ABS			\$1,949,343.60	\$3,895.76	\$1,947,044.60 \$2,299.00	\$90,043.66 4.62%	15.77%
Commercial ABS							
CNH Equipment Trust 2021-C CNH 2021-C A3 0.81% 15 Dec 2026 (CUSIP:12598LAC0)	7,301.19	97.6697	7,131.05	2.63	7,300.34 -169.29	59.14 0.83%	0.06%
CNH Equipment Trust 4.77% 15 Jun 2029 (CUSIP:18978FAC0)	25,000.00	100.1928	25,048.21	53.00	24,994.09 54.12	1,192.50 4.76%	0.20%
Total Commercial ABS			\$32,179.26	\$55.63	\$32,294.43 -\$115.17	\$1,251.64 3.89%	0.26%
US Credit							
3M Co 2% 14 Feb 2025 (CUSIP:88579YBH3)	35,000.00	98.1409	34,349.32	324.72	35,413.39 -1,064.07	700.00 2.04%	0.28%
Adobe Inc 4.85% 04 Apr 2027 (CUSIP:00724PAE9)	35,000.00	101.158	35,405.30	551.69	34,982.50 422.80	1,697.50 4.79%	0.29%
American Honda Finance Corp 5.25% 07 Jul 2026 (CUSIP:02665WEK3)	85,000.00	100.8353	85,710.01	297.50	84,745.65 964.36	4,462.50 5.21%	0.69%
AstraZeneca Finance LLC 4.8 26 Feb 2027 (CUSIP:04636NAK9)	40,000.00	100.69	40,276.00	826.67	39,932.80 343.20	1,920.00 4.77%	0.33%

Portfolio Holdings on July 31, 2024 (continued)

	Number of Shares	Share price	Market Value	Accrued Income	Cost Basis / Unrealized G/L	Est. Ann. Inc. /Yield at Market	% of Account
<i>US Credit (continued)</i>							
BA Credit Card Trust BACCT 2022-A1 A1 3.53% 15 Nov 2027 (CUSIP:05522RDE5)	30,000.00	98.6153	29,584.60	47.07	29,998.13 -413.53	1,059.00 3.58%	0.24%
Bank of America Corp Variable .981% 25 Sep 2025 (CUSIP:06051GJG5)	120,000.00	99.289	119,146.80	412.02	119,173.20 -26.40	1,177.20 0.99%	0.95%
Bank Of Montreal 5.92% 25 Sep 2025 (CUSIP:06368LWT9)	60,000.00	100.997	60,598.20	1,243.20	60,000.00 598.20	3,552.00 5.86%	0.49%
Bank of New York Mellon Corp/The Variable 4.89% 21 Jul 2028 (CUSIP:06406RBX4)	80,000.00	100.375	80,300.00	97.80	80,000.00 300.00	3,912.00 4.87%	0.65%
BlackRock Funding Inc 4.6% 26 Jul 2027 (CUSIP:09290DAH4)	55,000.00	100.4045	55,222.48	35.14	54,998.35 224.13	2,530.00 4.58%	0.45%
BMW US Capital LLC 4.9% 02 Apr 2027 (CUSIP:05565ECH6)	90,000.00	100.719	90,647.10	1,457.75	89,892.90 754.20	4,410.00 4.87%	0.73%
BP Cap Markets America 5.017% 17 Nov 2027 (CUSIP:10373QBY5)	70,000.00	101.1796	70,825.74	721.89	70,000.00 825.74	3,511.90 4.96%	0.57%
Brighthouse Fin Gbl Fund 5.55% 09 Apr 2027 (CUSIP:10921U2J6)	50,000.00	100.734	50,367.00	847.92	49,985.00 382.00	2,775.00 5.51%	0.41%
Bristol-Myers Squibb Co 4.9% 22 Feb 2027 (CUSIP:110122EE4)	15,000.00	100.7419	15,111.29	324.63	14,983.80 127.49	735.00 4.86%	0.12%
Canadian Imperial Bank of Commerce 5.237% 28 Jun 2027 (CUSIP:13607L8C0)	25,000.00	101.256	25,314.00	120.01	25,000.00 314.00	1,309.25 5.17%	0.20%

Portfolio Holdings on July 31, 2024 (continued)

	Number of Shares	Share price	Market Value	Accrued Income	Cost Basis / Unrealized G/L	Est. Ann. Inc. /Yield at Market	% of Account
<i>US Credit (continued)</i>							
Canadian Imperial Bank of Commerce 5.926% 02 Oct 2026 (CUSIP:13607LWT6)	45,000.00	102.218	45,998.10	881.49	45,000.00 998.10	2,666.70 5.80%	0.37%
Caterpillar Financial Services Corp 4.8% 06 Jan 2026 (CUSIP:14913R3B1)	85,000.00	100.0754	85,064.06	283.33	84,978.75 85.31	4,080.00 4.80%	0.69%
Cintas Corp No 2 3.45% 01 May 2025 (CUSIP:17252MAP5)	25,000.00	98.675	24,668.75	215.63	24,994.50 -325.75	862.50 3.50%	0.20%
Cisco Systems Inc 4.8% 26 Feb 2027 (CUSIP:17275RBQ4)	55,000.00	100.836	55,459.80	1,136.67	54,928.50 531.30	2,640.00 4.76%	0.45%
Eli Lilly & Co 4.5% 09 Feb 2027 (CUSIP:532457CJ5)	55,000.00	100.0836	55,045.96	1,182.50	54,970.85 75.11	2,475.00 4.50%	0.45%
Goldman Sachs Bank USA/New York NY Variable 5.414% 21 May 2027 (CUSIP:38151LAG5)	70,000.00	100.706	70,494.20	736.91	70,000.00 494.20	3,789.80 5.38%	0.57%
Home Depot Inc/The 4.95% 30 Sep 2026 (CUSIP:437076CV2)	20,000.00	100.789	20,157.80	332.75	19,956.20 201.60	990.00 4.91%	0.16%
Honeywell International 4.65% 30 Jul 2027 (CUSIP:438516CX2)	55,000.00	100.443	55,243.65	0.00	54,998.35 245.30	2,557.50 4.63%	0.45%
Hormel Foods Corp 4.8% 30 Mar 2027 (CUSIP:440452AK6)	30,000.00	100.5463	30,163.89	572.00	29,970.90 192.99	1,440.00 4.77%	0.24%
John Deere Capital Corp 3.4% 06 Jun 2025 (CUSIP:24422EWF2)	15,000.00	98.6564	14,798.46	77.92	14,996.55 -198.09	510.00 3.45%	0.12%
John Deere Capital Corp 4.85% 05 Mar 2027 (CUSIP:24422EXM6)	70,000.00	100.6181	70,432.67	1,358.00	69,934.90 497.77	3,395.00 4.82%	0.57%

Portfolio Holdings on July 31, 2024 (continued)

	Number of Shares	Share price	Market Value	Accrued Income	Cost Basis / Unrealized G/L	Est. Ann. Inc. /Yield at Market	% of Account
<i>US Credit (continued)</i>							
JPMorgan Chase & Co Variable 4.08% 26 Apr 2026 (CUSIP:46647PCZ7)	85,000.00	99.078	84,216.30	915.17	85,000.00 -783.70	3,468.00 4.12%	0.68%
JPMorgan Chase & Co Variable 4.979% 22 Jul 2028 (CUSIP:46647PEL6)	60,000.00	100.516	60,309.60	74.69	60,000.00 309.60	2,987.40 4.95%	0.49%
Linde Inc 4.7% 05 Dec 2025 (CUSIP:53522KAB9)	85,000.00	99.823	84,849.52	621.44	84,908.20 -58.68	3,995.00 4.71%	0.69%
Morgan Stanley 4% 23 Jul 2025 (CUSIP:6174468C6)	55,000.00	98.8612	54,373.65	48.89	55,080.94 -707.29	2,200.00 4.05%	0.44%
Morgan Stanley Variable 5.652% 13 Apr 2028 (CUSIP:61747YFP5)	10,000.00	101.887	10,188.70	160.14	10,000.00 188.70	565.20 5.55%	0.08%
National Rural Util Coop 4.8% 05 Feb 2027 (CUSIP:63743HFM9)	90,000.00	100.596	90,536.40	2,112.00	89,973.00 563.40	4,320.00 4.77%	0.73%
New York Life Global Fdg 5.45% 18 Sep 2026 (CUSIP:64953BBF4)	100,000.00	101.458	101,458.00	2,013.47	99,981.00 1,477.00	5,450.00 5.37%	0.82%
New York Life Global Funding 1.45% 14 Jan 2025 (CUSIP:64952WEK5)	55,000.00	98.235	54,029.25	37.66	54,940.60 -911.35	797.50 1.48%	0.44%
Northwestern Mutual GLBL 5.07% 25 Mar 2027 (CUSIP:66815L2R9)	30,000.00	101.34	30,402.00	532.35	29,996.70 405.30	1,521.00 5.00%	0.25%
PACCAR Financial Corp 5% 13 May 2027 (CUSIP:69371RT22)	30,000.00	101.458	30,437.40	325.00	29,976.90 460.50	1,500.00 4.93%	0.25%
Pacific Life Global Fdg li Med 144a Nt 5.5 28 Aug 2026 (CUSIP:6944PL2W8)	15,000.00	101.505	15,225.75	350.63	14,994.75 231.00	825.00 5.42%	0.12%

Portfolio Holdings on July 31, 2024 (continued)

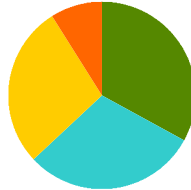
	Number of Shares	Share price	Market Value	Accrued Income	Cost Basis / Unrealized G/L	Est. Ann. Inc. /Yield at Market	% of Account
<i>US Credit (continued)</i>							
PepsiCo Inc 5.125% 10 Nov 2026 (CUSIP:713448FW3)	25,000.00	101.373	25,343.25	288.28	24,993.25 350.00	1,281.25 5.06%	0.21%
PNC Financial Services 5.102% 23 Jul 2027 (CUSIP:693475BY0)	60,000.00	100.331	60,198.60	68.03	60,000.00 198.60	3,061.20 5.09%	0.49%
Principal Life Global Funding II 1.375% 10 Jan 2025 (CUSIP:74256LET2)	55,000.00	98.235	54,029.25	44.11	54,821.80 -792.55	756.25 1.40%	0.44%
Principal Life Global Funding II 5% 16 Jan 2027 (CUSIP:74256LEX3)	35,000.00	100.581	35,203.35	72.92	35,044.32 159.03	1,750.00 4.97%	0.28%
State Street Corp Variable 1.746% 06 Feb 2026 (CUSIP:857477BR3)	25,000.00	98.159	24,539.75	212.19	25,000.00 -460.25	436.50 1.78%	0.20%
State Street Corp Variable 5.104% 18 May 2026 (CUSIP:857477CB7)	110,000.00	99.972	109,969.20	1,138.48	110,000.00 -30.80	5,614.40 5.11%	0.89%
State Street Corp Variable 5.751% 04 Nov 2026 (CUSIP:857477BX0)	20,000.00	100.806	20,161.20	277.97	20,000.00 161.20	1,150.20 5.71%	0.16%
Texas Instruments Inc 4.6% 08 Feb 2027 (CUSIP:882508CE2)	55,000.00	100.434	55,238.70	1,215.81	54,964.80 273.90	2,530.00 4.58%	0.45%
Toronto-Dominion Bank/The 4.98% 05 Apr 2027 (CUSIP:89115A2W1)	90,000.00	100.752	90,676.80	1,444.20	90,000.00 676.80	4,482.00 4.94%	0.73%
Toyota Motor Credit Corp 5% 14 Aug 2026 (CUSIP:89236TKX2)	45,000.00	100.5762	45,259.28	1,043.75	44,945.55 313.73	2,250.00 4.97%	0.37%

Portfolio Holdings on July 31, 2024 (continued)

	Number of Shares	Share price	Market Value	Accrued Income	Cost Basis / Unrealized G/L	Est. Ann. Inc. /Yield at Market	% of Account
<i>US Credit (continued)</i>							
Truist Financial Corp 2.5% 01 Aug 2024 (CUSIP:05531FBH5)	85,000.00	100.00	85,000.00	1,062.50	85,639.26 -639.26	2,125.00 2.50%	0.69%
Unitedhealth Group Inc 4.6% 15 Apr 2027 (CUSIP:91324PEY4)	90,000.00	100.1126	90,101.34	1,495.00	89,372.70 728.64	4,140.00 4.59%	0.73%
Westpac Banking Corp 5.512% 17 Nov 2025 (CUSIP:961214FL2)	75,000.00	100.95	75,712.50	849.77	75,000.00 712.50	4,134.00 5.46%	0.61%
Total US Credit			\$2,707,844.97	\$30,489.66	\$2,698,468.99 \$9,375.98	\$120,497.75 4.45%	21.91%
Total Fixed Income			\$12,191,534.73	\$101,567.83	\$12,161,841.25 \$29,693.48	\$524,344.82 4.30%	98.63%
Total For Your Portfolio			\$12,305,834.14	\$101,939.26	\$12,276,140.66 \$29,693.48	\$527,798.96 4.29%	100.00%

Purchases
Summary

	Cost	Percent
■ US Government	340,278.91	33%
■ US Credit	309,996.70	30%
■ Cash Equivalents	294,184.67	28%
■ CMBS	89,993.93	9%
Total of Your Portfolio	\$1,034,454.21	100%


Details

Trade Date	Settlement Date	Transaction Description	Principal Amount	Income Amount	Cost	Accrued Income
DORALCITYTRANSP						
Purchases						
<i>Fixed Income</i>						
<i>US Government</i>						
July 1, 2024		Purchase 340,000.00 Par Value of United States	-340,278.91		340,278.91	-730.40
July 2, 2024		Treasury Note/Bond 4.625% 15 Jun 2027 @ 100.08% Paid Accrued Interest of \$730.40, CUSIP 91282CKV2				
Total US Government			-\$340,278.91	\$0.00	\$340,278.91	-\$730.40
<i>CMBS</i>						
July 16, 2024		Purchase 40,000.00 Par Value 40,000.00 Current	-39,993.96		39,993.96	
July 24, 2024		Face of Hyundai Auto Receivables Trust 2024-B HART 2024-B A3 5.38% 15 Mar 2029 @99.98491 %, CUSIP 44934QAD3				
July 23, 2024		Purchase 50,000.00 Par Value 50,000.00 Current	-49,999.97		49,999.97	
July 30, 2024		Face of Toyota Auto Receivables Owner Trust 2024-C A3 4.88% 15 Mar 2029 @99.99994 %, CUSIP 89237QAD2				
Total CMBS			-\$89,993.93	\$0.00	\$89,993.93	\$0.00

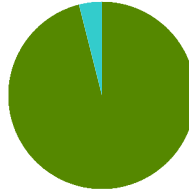
Purchases (continued)

Trade Date Settlement Date	Transaction Description	Principal Amount	Income Amount	Cost	Accrued Income
<i>US Credit</i>					
July 15, 2024 July 22, 2024	Purchase 80,000.00 Par Value of Bank of New York Mellon Corp/The Variable 4.89% 21 Jul 2028 @ 100.00%, CUSIP 06406RBX4	-80,000.00		80,000.00	
July 15, 2024 July 22, 2024	Purchase 60,000.00 Par Value of JPMorgan Chase & Co Variable 4.979% 22 Jul 2028 @ 100.00%, CUSIP 46647PEL6	-60,000.00		60,000.00	
July 17, 2024 July 26, 2024	Purchase 55,000.00 Par Value of Blackrock Funding Inc 4.6% 26 Jul 2027 @ 100.00%, CUSIP 09290DAH4	-54,998.35		54,998.35	
July 18, 2024 July 23, 2024	Purchase 60,000.00 Par Value of PNC Financial Services 5.102% 23 Jul 2027 @ 100.00%, CUSIP 693475BY0	-60,000.00		60,000.00	
July 29, 2024 August 1, 2024	Purchase 55,000.00 Par Value of Honeywell International 4.65% 30 Jul 2027 @ 100.00%, CUSIP 438516CX2	-54,998.35		54,998.35	
Total US Credit		-\$309,996.70	\$0.00	\$309,996.70	\$0.00
Total Fixed Income		-\$740,269.54	\$0.00	\$740,269.54	-\$730.40
Total Purchases		-\$740,269.54	\$0.00	\$740,269.54	-\$730.40
Cash Sweep Activity					
<i>Cash and Equivalents</i>					
<i>Cash Equivalents</i>					
July 31, 2024 July 31, 2024	Sweep purchases totaling 294,184.67 units of Fidelity Government Portfolio for DORALCITYTRANSP - Capital (15 Transactions), CUSIP 316175108	-294,184.67		294,184.67	
Total Cash Equivalents		-\$294,184.67	\$0.00	\$294,184.67	\$0.00
Total Cash and Equivalents		-\$294,184.67	\$0.00	\$294,184.67	\$0.00
Total Cash Sweep Activity		-\$294,184.67	\$0.00	\$294,184.67	\$0.00
Total	DORALCITYTRANSP	-\$1,034,454.21	\$0.00	\$1,034,454.21	-\$730.40

Realized Gains and Losses

Summary

	Realized G/L	Percent
■ CMBS	87.41	96%
■ Consumer ABS	3.98	4%
■ Commercial ABS	0.08	0%
■ Cash Equivalents	0.00	0.00
■ CMO	-22.33	0.00
■ Agency MBS	-34.18	0.00
■ US Credit	-1,480.80	0.00
■ US Government	-1,741.99	0.00
Total of Your Portfolio	-\$3,187.83	100%



Details

Trade Date	Transaction Description	Principal Amount	Income Amount	Cost	Accrued Income	Realized G/L
Settlement Date	DORALCITYTRANSP					
Corporate Actions/Income						
<i>Fixed Income</i>						
<i>Agency MBS</i>						
July 25, 2024	Principal Payment of 1 USD	655.30				0.00
July 25, 2024	on 60,000.00 Par Value for Fannie Mae Pool FN FM4174 3% 01 Nov 2032 Due On 07/25/24 With Ex Date 07/01/24, CUSIP 3140X7T82					

Realized Gains and Losses (continued)

Trade Date Settlement Date	Transaction Description	Principal Amount	Income Amount	Cost	Accrued Income	Realized G/L
<i>Agency MBS (continued)</i>						
July 25, 2024	Principal Payment of 655.30 Current Face on 60,000.00 Par Value for Fannie Mae Pool FN FM4174 3% 01 Nov 2032 Due On 07/25/24 With Ex Date 07/01/24, CUSIP 3140X7T82	0.00		-682.55		-27.25
July 25, 2024						
July 25, 2024	Principal Payment of 1 USD on 35,000.00 Par Value for Fannie Mae Pool FN BM4614 3% 01 Mar 2033 Due On 07/25/24 With Ex Date 07/01/24, CUSIP 3140J9DU2	207.84				0.00
July 25, 2024						
July 25, 2024	Principal Payment of 207.84 Current Face on 35,000.00 Par Value for Fannie Mae Pool FN BM4614 3% 01 Mar 2033 Due On 07/25/24 With Ex Date 07/01/24, CUSIP 3140J9DU2	0.00		-214.77		-6.93
July 25, 2024						
Total Agency MBS		\$863.14	\$0.00	-\$897.32	\$0.00	-\$34.18
<i>CMO</i>						
July 22, 2024	Principal Payment of 1 USD on 100,000.00 Par Value for Government National Mortgage Association GNR 2019-H12 JA 2.5% 20 Jul 2069 Due On 07/22/24 With Ex Date 07/01/24, CUSIP 38380LXE8	782.20				0.00
July 22, 2024						

Realized Gains and Losses (continued)

Trade Date Settlement Date	Transaction Description	Principal Amount	Income Amount	Cost	Accrued Income	Realized G/L
<i>CMO (continued)</i>						
July 22, 2024 July 22, 2024	Principal Payment of 1 USD on 100,000.00 Par Value for Government National Mortgage Association GNR 2014-H19 HA 3% 20 Sep 2064 Due On 07/22/24 With Ex Date 07/01/24, CUSIP 38375UPV6	1,786.44				0.00
July 22, 2024 July 22, 2024	Principal Payment of 1 USD on 100,000.00 Par Value for Government National Mortgage Association GNR 2020-H02 DA 2.25% 20 Dec 2069 Due On 07/22/24 With Ex Date 07/01/24, CUSIP 38380LV67	529.45				0.00
July 22, 2024 July 22, 2024	Principal Payment of 782.20 Current Face on 100,000.00 Par Value for Government National Mortgage Association GNR 2019-H12 JA 2.5% 20 Jul 2069 Due On 07/22/24 With Ex Date 07/01/24, CUSIP 38380LXE8	0.00		-782.89		-0.69
July 22, 2024 July 22, 2024	Principal Payment of 1,786.44 Current Face on 100,000.00 Par Value for Government National Mortgage Association GNR 2014-H19 HA 3% 20 Sep 2064 Due On 07/22/24 With Ex Date 07/01/24, CUSIP 38375UPV6	0.00		-1,807.60		-21.16

Realized Gains and Losses (continued)

Trade Date Settlement Date	Transaction Description	Principal Amount	Income Amount	Cost	Accrued Income	Realized G/L
<i>CMO (continued)</i>						
July 22, 2024	Principal Payment of 529.45	0.00		-529.93		-0.48
July 22, 2024	Current Face on 100,000.00 Par Value for Government National Mortgage Association GNR 2020-H02 DA 2.25% 20 Dec 2069 Due On 07/22/24 With Ex Date 07/01/24, CUSIP 38380LV67					
Total CMO		\$3,098.09	\$0.00	-\$3,120.42	\$0.00	-\$22.33
<i>CMBS</i>						
July 15, 2024	Principal Payment of 1 USD	1,248.18				0.00
July 15, 2024	on 30,000.00 Par Value for Ford Credit Auto Owner Trust 2022-A FORDO 2022-A A3 1.29% 15 Jun 2026 Due On 07/15/24 With Ex Date 07/15/24, CUSIP 345286AC2					
July 15, 2024	Principal Payment of 1 USD	760.08				0.00
July 15, 2024	on 20,000.00 Par Value for CarMax Auto Owner Trust 2021-4 CARMX 2021-4 A3 0.56% 15 Sep 2026 Due On 07/15/24 With Ex Date 07/15/24, CUSIP 14317JAD9					
July 15, 2024	Principal Payment of 1 USD	3,696.26				0.00
July 15, 2024	on 50,000.00 Par Value for Daimler Trucks Retail Trust 2022-1 DTRT 2022-1 A3 5.23% 17 Feb 2026 Due On 07/15/24 With Ex Date 07/15/24, CUSIP 233869AC0					

Realized Gains and Losses (continued)

Trade Date Settlement Date	Transaction Description	Principal Amount	Income Amount	Cost	Accrued Income	Realized G/L
<i>CMBS (continued)</i>						
July 15, 2024 July 15, 2024	Principal Payment of 1,248.18 Current Face on 30,000.00 Par Value for Ford Credit Auto Owner Trust 2022-A FORDO 2022-A A3 1.29% 15 Jun 2026 Due On 07/15/24 With Ex Date 07/15/24, CUSIP 345286AC2	0.00		-1,248.03		0.15
July 15, 2024 July 15, 2024	Principal Payment of 760.08 Current Face on 20,000.00 Par Value for CarMax Auto Owner Trust 2021-4 CARMX 2021-4 A3 0.56% 15 Sep 2026 Due On 07/15/24 With Ex Date 07/15/24, CUSIP 14317JAD9	0.00		-759.99		0.09
July 15, 2024 July 15, 2024	Principal Payment of 3,696.26 Current Face on 50,000.00 Par Value for Daimler Trucks Retail Trust 2022-1 DTRT 2022-1 A3 5.23% 17 Feb 2026 Due On 07/15/24 With Ex Date 07/15/24, CUSIP 233869AC0	0.00		-3,696.01		0.25
July 16, 2024 July 16, 2024	Principal Payment of 1 USD on 25,000.00 Par Value for GM Financial Consumer Automobile Receivables Trust 2022-1 GMCAR 2022-1 A3 1.26% 16 Nov 2026 Due On 07/16/24 With Ex Date 07/16/24, CUSIP 380146AC4	1,128.42				0.00

Realized Gains and Losses (continued)

Trade Date Settlement Date	Transaction Description	Principal Amount	Income Amount	Cost	Accrued Income	Realized G/L
<i>CMBS (continued)</i>						
July 16, 2024 July 16, 2024	Principal Payment of 1,128.42 Current Face on 25,000.00 Par Value for GM Financial Consumer Automobile Receivables Trust 2022-1 GMCAR 2022-1 A3 1.26% 16 Nov 2026 Due On 07/16/24 With Ex Date 07/16/24, CUSIP 380146AC4	0.00		-1,128.32		0.10
July 16, 2024 July 16, 2024	Principal Payment of 1 USD on 30,000.00 Par Value for GM Financial Consumer Automobile Receivables Trust 2022-2 GMCAR 2022-2 A3 3.1% 16 Feb 2027 Due On 07/16/24 With Ex Date 07/16/24, CUSIP 362585AC5	1,476.74				0.00
July 16, 2024 July 16, 2024	Principal Payment of 1,476.74 Current Face on 30,000.00 Par Value for GM Financial Consumer Automobile Receivables Trust 2022-2 GMCAR 2022-2 A3 3.1% 16 Feb 2027 Due On 07/16/24 With Ex Date 07/16/24, CUSIP 362585AC5	0.00		-1,476.43		0.31
July 25, 2024 July 25, 2024	Principal Payment of 1 USD on 80,000.00 Par Value for Freddie Mac Multifamily Structured Pass Through Certificates FHMS K082 A1 3.92% 25 May 2028 Due On 07/25/24 With Ex Date 07/01/24, CUSIP 3137FJKD0	983.86				0.00

Realized Gains and Losses (continued)

Trade Date Settlement Date	Transaction Description	Principal Amount	Income Amount	Cost	Accrued Income	Realized G/L
<i>CMBS (continued)</i>						
July 25, 2024 July 25, 2024	Principal Payment of 1 USD on 125,000.00 Par Value for Freddie Mac Multifamily Structured Pass Through Certificates FHMS K058 A1 2.34% 25 Jul 2026 Due On 07/25/24 With Ex Date 07/01/24, CUSIP 3137BSP64	1,643.91				0.00
July 25, 2024 July 25, 2024	Principal Payment of 983.86 Current Face on 80,000.00 Par Value for Freddie Mac Multifamily Structured Pass Through Certificates FHMS K082 A1 3.92% 25 May 2028 Due On 07/25/24 With Ex Date 07/01/24, CUSIP 3137FJKD0	0.00		-957.39		26.47
July 25, 2024 July 25, 2024	Principal Payment of 1,643.91 Current Face on 125,000.00 Par Value for Freddie Mac Multifamily Structured Pass Through Certificates FHMS K058 A1 2.34% 25 Jul 2026 Due On 07/25/24 With Ex Date 07/01/24, CUSIP 3137BSP64	0.00		-1,583.87		60.04
Total CMBS		\$10,937.45	\$0.00	-\$10,850.04	\$0.00	\$87.41
<i>Consumer ABS</i>						
July 15, 2024 July 15, 2024	Principal Payment of 1 USD on 45,000.00 Par Value for CarMax Auto Owner Trust 2022-2 CARMX 2022-2 A3 3.49% 16 Feb 2027 Due On 07/15/24 With Ex Date 07/15/24, CUSIP 14317HAC5	2,047.27				0.00

Realized Gains and Losses (continued)

Trade Date Settlement Date	Transaction Description	Principal Amount	Income Amount	Cost	Accrued Income	Realized G/L
<i>Consumer ABS (continued)</i>						
July 15, 2024 July 15, 2024	Principal Payment of 1 USD on 55,000.00 Par Value for Honda Auto Receivables 2022-1 Owner Trust HAROT 2022-1 A3 1.88% 15 May 2026 Due On 07/15/24 With Ex Date 07/15/24, CUSIP 43815BAC4	2,890.23				0.00
July 15, 2024 July 15, 2024	Principal Payment of 1 USD on 35,000.00 Par Value for Capital One Prime Auto Receivables Trust 2022-2 COPAR 2022-2 A3 3.66% 17 May 2027 Due On 07/15/24 With Ex Date 07/15/24, CUSIP 14043GAD6	1,252.82				0.00
July 15, 2024 July 15, 2024	Principal Payment of 1 USD on 50,000.00 Par Value for Carmax Auto Owner Trust 2021-1 CARMX 2021-1 A3 0.34% 15 Dec 2025 Due On 07/15/24 With Ex Date 07/15/24, CUSIP 14316NAC3	1,505.33				0.00
July 15, 2024 July 15, 2024	Principal Payment of 1 USD on 45,000.00 Par Value for John Deere Owner Trust 2022 JDOT 2022-A A3 2.32% 15 Sep 2026 Due On 07/15/24 With Ex Date 07/15/24, CUSIP 47787JAC2	1,844.58				0.00

Realized Gains and Losses (continued)

Trade Date						
Settlement Date	Transaction Description	Principal Amount	Income Amount	Cost	Accrued Income	Realized G/L
<i>Consumer ABS (continued)</i>						
July 15, 2024	Principal Payment of 1 USD	1,780.49				0.00
July 15, 2024	on 35,000.00 Par Value for Capital One Prime Auto Receivables Trust 2022-1 COPAR 2022-1 A3 3.17% 15 Apr 2027 Due On 07/15/24 With Ex Date 07/15/24, CUSIP 14043QAC6					
July 15, 2024	Principal Payment of 1 USD	1,042.21				0.00
July 15, 2024	on 30,000.00 Par Value for CarMax Auto Owner Trust 2021-3 CARMX 2021-3 A3 0.55% 15 Jun 2026 Due On 07/15/24 With Ex Date 07/15/24, CUSIP 14317DAC4					
July 15, 2024	Principal Payment of 1 USD	3,726.31				0.00
July 15, 2024	on 75,000.00 Par Value for Ally Auto Receivables Trust 2022-1 ALLYA 2022-1 A3 3.31% 15 Nov 2026 Due On 07/15/24 With Ex Date 07/15/24, CUSIP 02008JACO					
July 15, 2024	Principal Payment of 1 USD	3,404.70				0.00
July 15, 2024	on 65,000.00 Par Value for Hyundai Auto Receivables Trust 2022-A HART 2022-A A3 2.22% 15 Oct 2026 Due On 07/15/24 With Ex Date 07/15/24, CUSIP 448977ADO					

Realized Gains and Losses (continued)

Trade Date						
Settlement Date	Transaction Description	Principal Amount	Income Amount	Cost	Accrued Income	Realized G/L
<i>Consumer ABS (continued)</i>						
July 15, 2024	Principal Payment of 1 USD	261.91				0.00
July 15, 2024	on 25,000.00 Par Value for Toyota Auto Receivables 2022-C Owner Trust TAOT 2022-C A3 3.76% 15 Apr 2027 Due On 07/15/24 With Ex Date 07/15/24, CUSIP 89231CAD9					
July 15, 2024	Principal Payment of 1 USD	690.19				0.00
July 15, 2024	on 35,000.00 Par Value for CNH Equipment Trust 2022-A CNH 2022-A A3 2.94% 15 Jul 2027 Due On 07/15/24 With Ex Date 07/15/24, CUSIP 12660DAC1					
July 15, 2024	Principal Payment of 1 USD	2,169.69				0.00
July 15, 2024	on 45,000.00 Par Value for Harley-Davidson Motorcycle Trust 2022-A HDMOT 2022-A A3 3.06% 15 Feb 2027 Due On 07/15/24 With Ex Date 07/15/24, CUSIP 41284YAD8					
July 15, 2024	Principal Payment of 1 USD	1,837.84				0.00
July 15, 2024	on 100,000.00 Par Value for Mercedes-Benz Auto Receivables Trust 2022-1 MBART 2022-1 A3 5.21% 16 Aug 2027 Due On 07/15/24 With Ex Date 07/15/24, CUSIP 58768PAC8					

Realized Gains and Losses (continued)

Trade Date Settlement Date	Transaction Description	Principal Amount	Income Amount	Cost	Accrued Income	Realized G/L
<i>Consumer ABS (continued)</i>						
July 15, 2024 July 15, 2024	Principal Payment of 2,047.27 Current Face on 45,000.00 Par Value for CarMax Auto Owner Trust 2022-2 CARMX 2022-2 A3 3.49% 16 Feb 2027 Due On 07/15/24 With Ex Date 07/15/24, CUSIP 14317HAC5	0.00		-2,046.96		0.31
July 15, 2024 July 15, 2024	Principal Payment of 2,890.23 Current Face on 55,000.00 Par Value for Honda Auto Receivables 2022-1 Owner Trust HAROT 2022-1 A3 1.88% 15 May 2026 Due On 07/15/24 With Ex Date 07/15/24, CUSIP 43815BAC4	0.00		-2,889.80		0.43
July 15, 2024 July 15, 2024	Principal Payment of 1,252.82 Current Face on 35,000.00 Par Value for Capital One Prime Auto Receivables Trust 2022-2 COPAR 2022-2 A3 3.66% 17 May 2027 Due On 07/15/24 With Ex Date 07/15/24, CUSIP 14043GAD6	0.00		-1,252.73		0.09
July 15, 2024 July 15, 2024	Principal Payment of 1,505.33 Current Face on 50,000.00 Par Value for Carmax Auto Owner Trust 2021-1 CARMX 2021-1 A3 0.34% 15 Dec 2025 Due On 07/15/24 With Ex Date 07/15/24, CUSIP 14316NAC3	0.00		-1,505.03		0.30

Realized Gains and Losses (continued)

Trade Date	Transaction Description	Principal Amount	Income Amount	Cost	Accrued Income	Realized G/L
Settlement Date						
<i>Consumer ABS (continued)</i>						
July 15, 2024	Principal Payment of	0.00		-1,844.17		0.41
July 15, 2024	1,844.58 Current Face on 45,000.00 Par Value for John Deere Owner Trust 2022 JDOT 2022-A A3 2.32% 15 Sep 2026 Due On 07/15/24 With Ex Date 07/15/24, CUSIP 47787JAC2					
July 15, 2024	Principal Payment of	0.00		-1,780.10		0.39
July 15, 2024	1,780.49 Current Face on 35,000.00 Par Value for Capital One Prime Auto Receivables Trust 2022-1 COPAR 2022-1 A3 3.17% 15 Apr 2027 Due On 07/15/24 With Ex Date 07/15/24, CUSIP 14043QAC6					
July 15, 2024	Principal Payment of	0.00		-1,042.04		0.17
July 15, 2024	1,042.21 Current Face on 30,000.00 Par Value for CarMax Auto Owner Trust 2021-3 CARMX 2021-3 A3 0.55% 15 Jun 2026 Due On 07/15/24 With Ex Date 07/15/24, CUSIP 14317DAC4					
July 15, 2024	Principal Payment of	0.00		-3,725.59		0.72
July 15, 2024	3,726.31 Current Face on 75,000.00 Par Value for Ally Auto Receivables Trust 2022-1 ALLYA 2022-1 A3 3.31% 15 Nov 2026 Due On 07/15/24 With Ex Date 07/15/24, CUSIP 02008JACO					

Realized Gains and Losses (continued)

Trade Date Settlement Date	Transaction Description	Principal Amount	Income Amount	Cost	Accrued Income	Realized G/L
<i>Consumer ABS (continued)</i>						
July 15, 2024 July 15, 2024	Principal Payment of 3,404.70 Current Face on 65,000.00 Par Value for Hyundai Auto Receivables Trust 2022-A HART 2022-A A3 2.22% 15 Oct 2026 Due On 07/15/24 With Ex Date 07/15/24, CUSIP 448977AD0	0.00		-3,404.57		0.13
July 15, 2024 July 15, 2024	Principal Payment of 261.91 Current Face on 25,000.00 Par Value for Toyota Auto Receivables 2022-C Owner Trust TAOT 2022-C A3 3.76% 15 Apr 2027 Due On 07/15/24 With Ex Date 07/15/24, CUSIP 89231CAD9	0.00		-261.87		0.04
July 15, 2024 July 15, 2024	Principal Payment of 690.19 Current Face on 35,000.00 Par Value for CNH Equipment Trust 2022-A CNH 2022-A A3 2.94% 15 Jul 2027 Due On 07/15/24 With Ex Date 07/15/24, CUSIP 12660DAC1	0.00		-690.14		0.05
July 15, 2024 July 15, 2024	Principal Payment of 2,169.69 Current Face on 45,000.00 Par Value for Harley-Davidson Motorcycle Trust 2022-A HDMOT 2022-A A3 3.06% 15 Feb 2027 Due On 07/15/24 With Ex Date 07/15/24, CUSIP 41284YAD8	0.00		-2,169.33		0.36

Realized Gains and Losses (continued)

Trade Date Settlement Date	Transaction Description	Principal Amount	Income Amount	Cost	Accrued Income	Realized G/L
<i>Consumer ABS (continued)</i>						
July 15, 2024 July 15, 2024	Principal Payment of 1,837.84 Current Face on 100,000.00 Par Value for Mercedes-Benz Auto Receivables Trust 2022-1 MBART 2022-1 A3 5.21% 16 Aug 2027 Due On 07/15/24 With Ex Date 07/15/24, CUSIP 58768PAC8	0.00		-1,837.48		0.36
July 18, 2024 July 18, 2024	Principal Payment of 1 USD on 20,000.00 Par Value for Honda Auto Receivables 2021-3 Owner Trust HAROT 2021-3 A3 0.41% 18 Nov 2025 Due On 07/18/24 With Ex Date 07/18/24, CUSIP 43815EAC8	752.01				0.00
July 18, 2024 July 18, 2024	Principal Payment of 752.01 Current Face on 20,000.00 Par Value for Honda Auto Receivables 2021-3 Owner Trust HAROT 2021-3 A3 0.41% 18 Nov 2025 Due On 07/18/24 With Ex Date 07/18/24, CUSIP 43815EAC8	0.00		-752.00		0.01
July 22, 2024 July 22, 2024	Principal Payment of 1 USD on 15,000.00 Par Value for Honda Auto Receivables 2021-4 Owner Trust HAROT 2021-4 A3 0.88% 21 Jan 2026 Due On 07/22/24 With Ex Date 07/21/24, CUSIP 43815GAC3	634.58				0.00

Realized Gains and Losses (continued)

Trade Date Settlement Date	Transaction Description	Principal Amount	Income Amount	Cost	Accrued Income	Realized G/L
<i>Consumer ABS (continued)</i>						
July 22, 2024	Principal Payment of 634.58	0.00		-634.45		0.13
July 22, 2024	Current Face on 15,000.00 Par Value for Honda Auto Receivables 2021-4 Owner Trust HAROT 2021-4 A3 0.88% 21 Jan 2026 Due On 07/22/24 With Ex Date 07/21/24, CUSIP 43815GAC3					
July 25, 2024	Principal Payment of 1 USD	1,535.21				0.00
July 25, 2024	on 30,000.00 Par Value for BMW Vehicle Owner Trust 2022-A BMWOT 2022-A A3 3.21% 25 Aug 2026 Due On 07/25/24 With Ex Date 07/25/24, CUSIP 05602RAD3					
July 25, 2024	Principal Payment of	0.00		-1,535.13		0.08
July 25, 2024	1,535.21 Current Face on 30,000.00 Par Value for BMW Vehicle Owner Trust 2022-A BMWOT 2022-A A3 3.21% 25 Aug 2026 Due On 07/25/24 With Ex Date 07/25/24, CUSIP 05602RAD3					
Total Consumer ABS		\$27,375.37	\$0.00	-\$27,371.39	\$0.00	\$3.98
<i>Commercial ABS</i>						
July 15, 2024	Principal Payment of 1 USD	731.70				0.00
July 15, 2024	on 15,000.00 Par Value for CNH Equipment Trust 2021-C CNH 2021-C A3 0.81% 15 Dec 2026 Due On 07/15/24 With Ex Date 07/15/24, CUSIP 12598LAC0					

Realized Gains and Losses (continued)

Trade Date Settlement Date	Transaction Description	Principal Amount	Income Amount	Cost	Accrued Income	Realized G/L
<i>Commercial ABS (continued)</i>						
July 15, 2024	Principal Payment of 731.70	0.00		-731.62		0.08
July 15, 2024	Current Face on 15,000.00 Par Value for CNH Equipment Trust 2021-C CNH 2021-C A3 0.81% 15 Dec 2026 Due On 07/15/24 With Ex Date 07/15/24, CUSIP 12598LACO					
Total Commercial ABS		\$731.70	\$0.00	-\$731.62	\$0.00	\$0.08
Total Fixed Income		\$43,005.75	\$0.00	-\$42,970.79	\$0.00	\$34.96
Total Corporate Actions/Income		\$43,005.75	\$0.00	-\$42,970.79	\$0.00	\$34.96
Sales						
<i>Fixed Income</i>						
<i>US Government</i>						
July 1, 2024 July 2, 2024	Sale 265,000.00 Par Value of United States Treasury Note/Bond 3.125% 15 Aug 2025 @ 97.88% Received Accrued Interest of \$3,139.59, CUSIP 91282CFE6	259,379.10		-261,904.88	3,139.59	-2,525.78
July 18, 2024 July 23, 2024	Sale 60,000.00 Par Value of United States Treasury Note/Bond 4.625% 15 Sep 2026 @ 100.41% Received Accrued Interest of \$980.30, CUSIP 91282CHYO	60,248.44		-59,571.10	980.30	677.34
July 25, 2024 July 26, 2024	Sale 40,000.00 Par Value of United States Treasury Note/Bond 4.25% 15 Oct 2025 @ 99.46% Received Accrued Interest of \$473.77, CUSIP 91282CFP1	39,785.94		-39,737.50	473.77	48.44

Realized Gains and Losses (continued)

Trade Date Settlement Date	Transaction Description	Principal Amount	Income Amount	Cost	Accrued Income	Realized G/L
<i>US Government (continued)</i>						
July 30, 2024	Sale 45,000.00 Par Value of United States Treasury Note/Bond 4.25% 15 Oct 2025 @ 99.47% Received Accrued Interest of \$559.12, CUSIP 91282CFP1	44,762.70		-44,704.69	559.12	58.01
July 31, 2024						
Total US Government		\$404,176.18	\$0.00	-\$405,918.17	\$5,152.78	-\$1,741.99
<i>US Credit</i>						
July 15, 2024	Sale 85,000.00 Par Value of JPMorgan Chase & Co Variable 2.595% 24 Feb 2026 @ 98.27% Received Accrued Interest of \$870.05, CUSIP 46647PCV6	83,526.95		-85,000.00	870.05	-1,473.05
July 16, 2024						
July 16, 2024	Sale 55,000.00 Par Value of Microsoft Corp 3.125% 03 Nov 2025 @ 97.94% Received Accrued Interest of \$353.30, CUSIP 594918BJ2	53,868.65		-53,868.65	353.30	0.00
July 17, 2024						
July 18, 2024	Sale 25,000.00 Par Value of PNC Financial Services 5.671% 28 Oct 2025 @ 99.97% Received Accrued Interest of \$318.99, CUSIP 693475BH7	24,992.25		-25,000.00	318.99	-7.75
July 19, 2024						
Total US Credit		\$162,387.85	\$0.00	-\$163,868.65	\$1,542.34	-\$1,480.80
Total Fixed Income		\$566,564.03	\$0.00	-\$569,786.82	\$6,695.12	-\$3,222.79
Total Sales		\$566,564.03	\$0.00	-\$569,786.82	\$6,695.12	-\$3,222.79

Realized Gains and Losses (continued)

Trade Date Settlement Date	Transaction Description	Principal Amount	Income Amount	Cost	Accrued Income	Realized G/L
Cash Sweep Activity						
<i>Cash and Equivalents</i>						
<i>Cash Equivalents</i>						
July 31, 2024	Sweep sales totaling	322,154.51		-322,154.51		0.00
July 31, 2024	-322,154.51 units of Fidelity Government Portfolio for DORALCITYTRANSP - Capital (5 Transactions), CUSIP 316175108					
Total Cash Equivalents		\$322,154.51	\$0.00	-\$322,154.51	\$0.00	\$0.00
Total Cash and Equivalents		\$322,154.51	\$0.00	-\$322,154.51	\$0.00	\$0.00
Total Cash Sweep Activity		\$322,154.51	\$0.00	-\$322,154.51	\$0.00	\$0.00
Total	DORALCITYTRANSP	\$931,724.29	\$0.00	-\$934,912.12	\$6,695.12	-\$3,187.83

Contributions and Receipts

Trade Date	Transaction Description	Principal Amount	Income Amount
Settlement Date			
	DORALCITYTRANSP		
Contributions/Receipts			
<i>Transfers</i>			
July 31, 2024	Aggregate Cash Transfer due to Interest Transfer, Spot Currency USD		5,964.72
July 31, 2024			
Total Transfers		\$0.00	\$5,964.72
Total Contributions/Receipts		\$0.00	\$5,964.72
Total	DORALCITYTRANSP	\$0.00	\$5,964.72

Distributions and Disbursements

Trade Date	Transaction Description	Principal Amount	Income Amount
Settlement Date			
DORALCITYTRANSP			
Distributions/Disbursements			
<i>Transfers</i>			
July 31, 2024	Aggregate Cash Transfer due to Interest Transfer, Spot Currency USD	-5,964.72	
July 31, 2024			
Total Transfers		-\$5,964.72	\$0.00
Total Distributions/Disbursements		-\$5,964.72	\$0.00
Total	DORALCITYTRANSP	-\$5,964.72	\$0.00

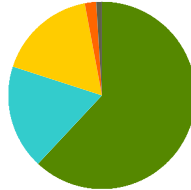
Fees and Expenses

No transactions this period.

Income Received

Summary

	Amount	Percent
US Government	25,506.25	62%
Consumer ABS	7,588.74	18%
US Credit	7,111.38	17%
CMBS	964.19	2%
Cash Equivalents	345.78	1%
Commercial ABS	104.80	0%
CMO	81.47	0%
Agency MBS	64.24	0%
Total of Your Portfolio	\$41,766.85	100%



Details

Trade Date	Settlement Date	Transaction Description	Principal Amount	Income Amount
		DORALCITYTRANSP		
Income Received				
<i>Dividends</i>				
<i>Cash and Equivalents</i>				
<i>Cash Equivalents</i>				
July 1, 2024		Daily Rate Income on Fidelity Government Portfolio For Period of 06/01/24 to 06/30/24 Due on		345.78
July 1, 2024		07/01/24, CUSIP 316175108		
Total Cash Equivalents			\$0.00	\$345.78
Total Cash and Equivalents			\$0.00	\$345.78
Total Dividends			\$0.00	\$345.78

Income Received (continued)

Trade Date			Principal Amount	Income Amount
Settlement Date	Transaction Description			
<i>Interest</i>				
<i>Fixed Income</i>				
<i>US Government</i>				
July 15, 2024	Interest Payment 0.03875 USD United States Treasury Note/Bond 3.875% 15 Jan 2026 For			7,168.75
July 15, 2024	370,000.00 Par Value Due on 07/15/24 With Ex Date 07/15/24, CUSIP 91282CGE5			
July 15, 2024	Interest Payment 0.04 USD United States Treasury Note/Bond 4% 15 Jan 2027 For 405,000.00 Par			8,100.00
July 15, 2024	Value Due on 07/15/24 With Ex Date 07/15/24, CUSIP 91282CJT9			
July 15, 2024	Interest Payment 0.045 USD United States Treasury Note/Bond 4.5% 15 Jul 2026 For 455,000.00			10,237.50
July 15, 2024	Par Value Due on 07/15/24 With Ex Date 07/15/24, CUSIP 91282CHM6			
Total US Government			\$0.00	\$25,506.25
<i>Agency MBS</i>				
July 25, 2024	Interest Payment of 0.03 USD on 15,929.97 Current Face for Fannie Mae Pool FN FM4174 3% 01			39.82
July 25, 2024	Nov 2032 Due On 07/25/24 With Ex Date 07/01/24, CUSIP 3140X7T82			
July 25, 2024	Interest Payment of 0.03 USD on 9,767.94 Current Face for Fannie Mae Pool FN BM4614 3% 01			24.42
July 25, 2024	Mar 2033 Due On 07/25/24 With Ex Date 07/01/24, CUSIP 3140J9DU2			
Total Agency MBS			\$0.00	\$64.24
<i>CMO</i>				
July 22, 2024	Interest Payment of 0.025 USD on 14,672.52 Current Face for Government National Mortgage			30.57
July 22, 2024	Association GNR 2019-H12 JA 2.5% 20 Jul 2069 Due On 07/22/24 With Ex Date 07/01/24, CUSIP			
	38380LXE8			
July 22, 2024	Interest Payment of 0.0225 USD on 17,701.68 Current Face for Government National Mortgage			33.19
July 22, 2024	Association GNR 2020-H02 DA 2.25% 20 Dec 2069 Due On 07/22/24 With Ex Date 07/01/24,			
	CUSIP 38380LV67			
July 22, 2024	Interest Payment of 0.03 USD on 7,085.05 Current Face for Government National Mortgage			17.71
July 22, 2024	Association GNR 2014-H19 HA 3% 20 Sep 2064 Due On 07/22/24 With Ex Date 07/01/24, CUSIP			
	38375UPV6			
Total CMO			\$0.00	\$81.47
<i>CMBS</i>				
July 15, 2024	Interest Payment of 0.001075 USD on 13,541.69 Current Face for Ford Credit Auto Owner Trust			14.56
July 15, 2024	2022-A FORDO 2022-A A3 1.29% 15 Jun 2026 Due On 07/15/24 With Ex Date 07/15/24, CUSIP			
	345286AC2			

Income Received (continued)

Trade Date	Settlement Date	Transaction Description	Principal Amount	Income Amount
CMBS (continued)				
July 15, 2024	July 15, 2024	Interest Payment of 0.004242 USD on 70,000.00 Current Face for John Deere Owner Trust 2022-C JDOT 2022-C A3 5.09% 15 Jun 2027 Due On 07/15/24 With Ex Date 07/15/24, CUSIP 47800BAC2		296.92
July 15, 2024	July 15, 2024	Interest Payment of 0.004358 USD on 38,037.89 Current Face for Daimler Trucks Retail Trust 2022-1 DTRT 2022-1 A3 5.23% 17 Feb 2026 Due On 07/15/24 With Ex Date 07/15/24, CUSIP 233869AC0		165.78
July 15, 2024	July 15, 2024	Interest Payment of 0.000467 USD on 8,703.69 Current Face for CarMax Auto Owner Trust 2021-4 CARMX 2021-4 A3 0.56% 15 Sep 2026 Due On 07/15/24 With Ex Date 07/15/24, CUSIP 14317JAD9		4.06
July 16, 2024	July 16, 2024	Interest Payment of 0.00105 USD on 13,395.37 Current Face for GM Financial Consumer Automobile Receivables Trust 2022-1 GMCAR 2022-1 A3 1.26% 16 Nov 2026 Due On 07/16/24 With Ex Date 07/16/24, CUSIP 380146AC4		14.07
July 16, 2024	July 16, 2024	Interest Payment of 0.002583 USD on 22,496.13 Current Face for GM Financial Consumer Automobile Receivables Trust 2022-2 GMCAR 2022-2 A3 3.1% 16 Feb 2027 Due On 07/16/24 With Ex Date 07/16/24, CUSIP 362585AC5		58.12
July 25, 2024	July 25, 2024	Interest Payment of 0.00195 USD on 48,250.91 Current Face for Freddie Mac Multifamily Structured Pass Through Certificates FHMS K058 A1 2.34% 25 Jul 2026 Due On 07/25/24 With Ex Date 07/01/24, CUSIP 3137BSP64		94.09
July 25, 2024	July 25, 2024	Interest Payment of 0.003267 USD on 59,075.31 Current Face for Freddie Mac Multifamily Structured Pass Through Certificates FHMS K082 A1 3.92% 25 May 2028 Due On 07/25/24 With Ex Date 07/01/24, CUSIP 3137FJKD0		192.98
July 25, 2024	July 25, 2024	Interest Payment of 0.001902 USD on 65,000.00 Current Face for Freddie Mac Multifamily Structured Pass Through Certificates FHMS K736 A2 2.282% 25 Jul 2026 Due On 07/25/24 With Ex Date 07/01/24, CUSIP 3137FNWX4		123.61
Total CMBS			\$0.00	\$964.19
Consumer ABS				
July 15, 2024	July 15, 2024	Interest Payment of 0.004358 USD on 100,000.00 Current Face for American Express Credit Account Master Trust AMXCA 2023-3 A 5.3% 15 Sep 2028 Due On 07/15/24 With Ex Date 07/15/24, CUSIP 02582JKD1		435.83
July 15, 2024	July 15, 2024	Interest Payment of 0.002767 USD on 80,000.00 Current Face for Discover Card Execution Note Trust DCENT 2022-A2 A 3.32% 15 May 2027 Due On 07/15/24 With Ex Date 07/15/24, CUSIP 254683CS2		221.33

Income Received (continued)

Trade Date Settlement Date	Transaction Description	Principal Amount	Income Amount
<i>Consumer ABS (continued)</i>			
July 15, 2024 July 15, 2024	Interest Payment of 0.002908 USD on 80,000.00 Current Face for Capital One Multi-Asset Execution Trust COMET 2022-A2 A 3.49% 15 May 2027 Due On 07/15/24 With Ex Date 07/15/24, CUSIP 14041NGA3		232.67
July 15, 2024 July 15, 2024	Interest Payment of 0.002967 USD on 75,000.00 Current Face for Discover Card Execution Note Trust DCENT 2022-A3 A3 3.56% 15 Jul 2027 Due On 07/15/24 With Ex Date 07/15/24, CUSIP 254683CW3		222.50
July 15, 2024 July 15, 2024	Interest Payment of 0.0043 USD on 100,000.00 Current Face for Chase Issuance Trust CHAIT 2023-A1 A 5.16% 15 Sep 2028 Due On 07/15/24 With Ex Date 07/15/24, CUSIP 161571HT4		430.00
July 15, 2024 July 15, 2024	Interest Payment of 0.002642 USD on 29,069.55 Current Face for Capital One Prime Auto Receivables Trust 2022-1 COPAR 2022-1 A3 3.17% 15 Apr 2027 Due On 07/15/24 With Ex Date 07/15/24, CUSIP 14043QAC6		76.79
July 15, 2024 July 15, 2024	Interest Payment of 0.00245 USD on 30,433.46 Current Face for CNH Equipment Trust 2022-A CNH 2022-A A3 2.94% 15 Jul 2027 Due On 07/15/24 With Ex Date 07/15/24, CUSIP 12660DAC1		74.56
July 15, 2024 July 15, 2024	Interest Payment of 0.004617 USD on 35,000.00 Current Face for Hyundai Auto Receivables Trust 2023-C HART 2023-C A3 5.54% 16 Oct 2028 Due On 07/15/24 With Ex Date 07/15/24, CUSIP 44918CAD4		161.58
July 15, 2024 July 15, 2024	Interest Payment of 0.00255 USD on 24,916.43 Current Face for Harley-Davidson Motorcycle Trust 2022-A HDMOT 2022-A A3 3.06% 15 Feb 2027 Due On 07/15/24 With Ex Date 07/15/24, CUSIP 41284YAD8		63.54
July 15, 2024 July 15, 2024	Interest Payment of 0.004567 USD on 25,000.00 Current Face for Hyundai Auto Receivables Trust 2023-B HART 2023-B A3 5.48% 17 Apr 2028 Due On 07/15/24 With Ex Date 07/15/24, CUSIP 44933XAD9		114.17
July 15, 2024 July 15, 2024	Interest Payment of 0.004608 USD on 45,000.00 Current Face for Bank of America Auto Trust 2023-1 BAAT 2023-1A A3 5.53% 15 Feb 2028 Due On 07/15/24 With Ex Date 07/15/24, CUSIP 06428AAC2		207.37
July 15, 2024 July 15, 2024	Interest Payment of 0.00445 USD on 90,000.00 Current Face for Carmax Auto Owner Trust 2022-4 CARMX 2022-4 A3 5.34% 16 Aug 2027 Due On 07/15/24 With Ex Date 07/15/24, CUSIP 14318UAD3		400.50
July 15, 2024 July 15, 2024	Interest Payment of 0.004942 USD on 25,000.00 Current Face for Nissan Auto Receivables 2023-B Owner Trust NAROT 2023-B A3 5.93% 15 Mar 2028 Due On 07/15/24 With Ex Date 07/15/24, CUSIP 65480MAD5		123.54
July 15, 2024 July 15, 2024	Interest Payment of 0.004608 USD on 70,000.00 Current Face for Fifth Third Auto Trust 2023-1 FITAT 2023-1 A3 5.53% 15 Aug 2028 Due On 07/15/24 With Ex Date 07/15/24, CUSIP 31680EAD3		322.58

Income Received (continued)

Trade Date		Principal Amount	Income Amount
Settlement Date	Transaction Description		
<i>Consumer ABS (continued)</i>			
July 15, 2024	Interest Payment of 0.004108 USD on 40,000.00 Current Face for Honda Auto Receivables 2023-2		164.33
July 15, 2024	Owner Trust HAROT 2023-2 A3 4.93% 15 Nov 2027 Due On 07/15/24 With Ex Date 07/15/24, CUSIP 437927AC0		
July 15, 2024	Interest Payment of 0.00305 USD on 35,000.00 Current Face for Capital One Prime Auto		106.75
July 15, 2024	Receivables Trust 2022-2 COPAR 2022-2 A3 3.66% 17 May 2027 Due On 07/15/24 With Ex Date 07/15/24, CUSIP 14043GAD6		
July 15, 2024	Interest Payment of 0.003875 USD on 30,000.00 Current Face for Ford Credit Auto Owner Trust		116.25
July 15, 2024	2023-A FORDO 2023-A A3 4.65% 15 Feb 2028 Due On 07/15/24 With Ex Date 07/15/24, CUSIP 344928AD8		
July 15, 2024	Interest Payment of 0.002908 USD on 30,653.26 Current Face for CarMax Auto Owner Trust		89.15
July 15, 2024	2022-2 CARMX 2022-2 A3 3.49% 16 Feb 2027 Due On 07/15/24 With Ex Date 07/15/24, CUSIP 14317HAC5		
July 15, 2024	Interest Payment of 0.00455 USD on 120,000.00 Current Face for Ally Auto Receivables Trust		546.00
July 15, 2024	2023-1 ALLYA 2023-1 A3 5.46% 15 May 2028 Due On 07/15/24 With Ex Date 07/15/24, CUSIP 02007WAC2		
July 15, 2024	Interest Payment of 0.004342 USD on 70,000.00 Current Face for Honda Auto Receivables 2024-1		303.92
July 15, 2024	Owner Trust HAROT 2024-1 A3 5.21% 15 Aug 2028 Due On 07/15/24 With Ex Date 07/15/24, CUSIP 437918AC9		
July 15, 2024	Interest Payment of 0.00465 USD on 80,000.00 Current Face for USAA Auto Owner Trust 2023-A		372.00
July 15, 2024	USAOT 2023-A A3 5.58% 15 May 2028 Due On 07/15/24 With Ex Date 07/15/24, CUSIP 90291VAC4		
July 15, 2024	Interest Payment of 0.00185 USD on 40,855.29 Current Face for Hyundai Auto Receivables Trust		75.58
July 15, 2024	2022-A HART 2022-A A3 2.22% 15 Oct 2026 Due On 07/15/24 With Ex Date 07/15/24, CUSIP 448977AD0		
July 15, 2024	Interest Payment of 0.004958 USD on 35,000.00 Current Face for Mercedes-Benz Auto Receivables		173.54
July 15, 2024	Trust 2023-2 MBART 2023-2 A3 5.95% 15 Nov 2028 Due On 07/15/24 With Ex Date 07/15/24, CUSIP 58769FAC9		
July 15, 2024	Interest Payment of 0.004133 USD on 20,000.00 Current Face for John Deere Owner Trust 2024		82.67
July 15, 2024	JDOT 2024-A A3 4.96% 15 Nov 2028 Due On 07/15/24 With Ex Date 07/15/24, CUSIP 47800RAD5		
July 15, 2024	Interest Payment of 0.0039 USD on 40,000.00 Current Face for John Deere Owner Trust 2024-B		156.00
July 15, 2024	JDOT 2024-B A3 5.2% 15 Mar 2029 Due On 07/15/24 With Ex Date 07/15/24, CUSIP 47786WAD2		

Income Received (continued)

Trade Date		Principal Amount	Income Amount
Settlement Date	Transaction Description		
<i>Consumer ABS (continued)</i>			
July 15, 2024	Interest Payment of 0.00405 USD on 60,000.00 Current Face for World Omni Auto Receivables		243.00
July 15, 2024	Trust 2024-A WOART 2024-A A3 4.86% 15 Mar 2029 Due On 07/15/24 With Ex Date 07/15/24, CUSIP 98164RAD8		
July 15, 2024	Interest Payment of 0.004783 USD on 90,000.00 Current Face for Bank of America Auto Trust		430.50
July 15, 2024	5.74% 15 Jun 2028 Due On 07/15/24 With Ex Date 07/15/24, CUSIP 06054YAC1		
July 15, 2024	Interest Payment of 0.000283 USD on 3,856.59 Current Face for Carmax Auto Owner Trust 2021-1		1.09
July 15, 2024	CARMX 2021-1 A3 0.34% 15 Dec 2025 Due On 07/15/24 With Ex Date 07/15/24, CUSIP 14316NAC3		
July 15, 2024	Interest Payment of 0.0483 USD on 25,000.00 Current Face for Toyota Auto Receivables 2024-A		100.63
July 15, 2024	Owner Trust TAOT 2024-A A3 4.83% 16 Oct 2028 Due On 07/15/24 With Ex Date 07/15/24, CUSIP 89238DADO		
July 15, 2024	Interest Payment of 0.003133 USD on 25,000.00 Current Face for Toyota Auto Receivables 2022-C		78.33
July 15, 2024	Owner Trust TAOT 2022-C A3 3.76% 15 Apr 2027 Due On 07/15/24 With Ex Date 07/15/24, CUSIP 89231CAD9		
July 15, 2024	Interest Payment of 0.002758 USD on 46,638.36 Current Face for Ally Auto Receivables Trust		128.64
July 15, 2024	2022-1 ALLYA 2022-1 A3 3.31% 15 Nov 2026 Due On 07/15/24 With Ex Date 07/15/24, CUSIP 02008JAC0		
July 15, 2024	Interest Payment of 0.0471 USD on 45,000.00 Current Face for Toyota Auto Receivables 2023-B		176.63
July 15, 2024	Owner Trust TAOT 2023-B A3 4.71% 15 Feb 2028 Due On 07/15/24 With Ex Date 07/15/24, CUSIP 891941AD8		
July 15, 2024	Interest Payment of 0.004617 USD on 25,000.00 Current Face for Toyota Auto Receivables 2023-D		115.42
July 15, 2024	Owner Trust TAOT 2023-D A3 5.54% 15 Aug 2028 Due On 07/15/24 With Ex Date 07/15/24, CUSIP 89239FAD4		
July 15, 2024	Interest Payment of 0.000458 USD on 10,438.22 Current Face for CarMax Auto Owner Trust		4.78
July 15, 2024	2021-3 CARMX 2021-3 A3 0.55% 15 Jun 2026 Due On 07/15/24 With Ex Date 07/15/24, CUSIP 14317DAC4		
July 15, 2024	Interest Payment of 0.004342 USD on 100,000.00 Current Face for Mercedes-Benz Auto		434.17
July 15, 2024	Receivables Trust 2022-1 MBART 2022-1 A3 5.21% 16 Aug 2027 Due On 07/15/24 With Ex Date 07/15/24, CUSIP 58768PAC8		
July 15, 2024	Interest Payment of 0.001933 USD on 24,987.18 Current Face for John Deere Owner Trust 2022		48.31
July 15, 2024	JDOT 2022-A A3 2.32% 15 Sep 2026 Due On 07/15/24 With Ex Date 07/15/24, CUSIP 47787JAC2		

Income Received (continued)

Trade Date			Principal Amount	Income Amount
Settlement Date	Transaction Description			
Consumer ABS (continued)				
July 15, 2024	Interest Payment of 0.001567 USD on 34,055.62 Current Face for Honda Auto Receivables 2022-1			53.35
July 15, 2024	Owner Trust HAROT 2022-1 A3 1.88% 15 May 2026 Due On 07/15/24 With Ex Date 07/15/24, CUSIP 43815BAC4			
July 16, 2024	Interest Payment of 0.004042 USD on 10,000.00 Current Face for GM Financial Consumer			40.42
July 16, 2024	Automobile Receivables Trust 2024-1 GMCAR 2024-1 A3 4.85% 18 Dec 2028 Due On 07/16/24 With Ex Date 07/16/24, CUSIP 36268GAD7			
July 16, 2024	Interest Payment of 0.003725 USD on 30,000.00 Current Face for GM Financial Consumer			111.75
July 16, 2024	Automobile Receivables Trust 2023-2 GMCAR 2023-2 A3 4.47% 16 Feb 2028 Due On 07/16/24 With Ex Date 07/16/24, CUSIP 362583AD8			
July 18, 2024	Interest Payment of 0.000342 USD on 4,952.92 Current Face for Honda Auto Receivables 2021-3			1.69
July 18, 2024	Owner Trust HAROT 2021-3 A3 0.41% 18 Nov 2025 Due On 07/18/24 With Ex Date 07/18/24, CUSIP 43815EAC8			
July 22, 2024	Interest Payment of 0.000733 USD on 5,993.61 Current Face for Honda Auto Receivables 2021-4			4.40
July 22, 2024	Owner Trust HAROT 2021-4 A3 0.88% 21 Jan 2026 Due On 07/22/24 With Ex Date 07/21/24, CUSIP 43815GAC3			
July 22, 2024	Interest Payment of 0.004725 USD on 20,000.00 Current Face for Honda Auto Receivables 2023-4			94.50
July 22, 2024	Owner Trust HAROT 2023-4 A3 5.67% 21 Jun 2028 Due On 07/22/24 With Ex Date 07/21/24, CUSIP 438123AC5			
July 25, 2024	Interest Payment of 0.004558 USD on 20,000.00 Current Face for BMW Vehicle Owner Trust			91.17
July 25, 2024	2023-A BMWOT 2023-A A3 5.47% 25 Feb 2028 Due On 07/25/24 With Ex Date 07/25/24, CUSIP 05592XAD2			
July 25, 2024	Interest Payment of 0.004275 USD on 25,000.00 Current Face for Chase Auto Owner Trust 2024-1			106.88
July 25, 2024	CHAOT 2024-1A A3 5.13% 25 May 2029 Due On 07/25/24 With Ex Date 07/25/24, CUSIP 16144BAC2			
July 25, 2024	Interest Payment of 0.002675 USD on 18,666.53 Current Face for BMW Vehicle Owner Trust			49.93
July 25, 2024	2022-A BMWOT 2022-A A3 3.21% 25 Aug 2026 Due On 07/25/24 With Ex Date 07/25/24, CUSIP 05602RAD3			
Total Consumer ABS			\$0.00	\$7,588.74
Commercial ABS				
July 15, 2024	Interest Payment of 0.003975 USD on 25,000.00 Current Face for CNH Equipment Trust 4.77% 15			99.38
July 15, 2024	Jun 2029 Due On 07/15/24 With Ex Date 07/15/24, CUSIP 18978FAC0			
July 15, 2024	Interest Payment of 0.000675 USD on 8,032.89 Current Face for CNH Equipment Trust 2021-C			5.42
July 15, 2024	CNH 2021-C A3 0.81% 15 Dec 2026 Due On 07/15/24 With Ex Date 07/15/24, CUSIP 12598LACO			
Total Commercial ABS			\$0.00	\$104.80

Income Received (continued)

Trade Date Settlement Date	Transaction Description	Principal Amount	Income Amount
<i>US Credit</i>			
July 8, 2024 July 8, 2024	Interest Payment 0.0525 USD American Honda Finance Corp 5.25% 07 Jul 2026 For 85,000.00 Par Value Due on 07/08/24 With Ex Date 07/07/24, CUSIP 02665WEK3		2,231.25
July 8, 2024 July 8, 2024	Interest Payment 0.048 USD Caterpillar Financial Services Corp 4.8% 06 Jan 2026 For 85,000.00 Par Value Due on 07/08/24 With Ex Date 07/06/24, CUSIP 14913R3B1		2,040.00
July 10, 2024 July 10, 2024	Interest Payment 0.01375 USD Principal Life Global Funding II 1.375% 10 Jan 2025 For 55,000.00 Par Value Due on 07/10/24 With Ex Date 07/10/24, CUSIP 74256LET2		378.13
July 15, 2024 July 15, 2024	Interest Payment of 0.002942 USD on 30,000.00 Current Face for BA Credit Card Trust BACCT 2022-A1 A1 3.53% 15 Nov 2027 Due On 07/15/24 With Ex Date 07/15/24, CUSIP 05522RDE5		88.25
July 15, 2024 July 15, 2024	Interest Payment 0.0145 USD New York Life Global Funding 1.45% 14 Jan 2025 For 55,000.00 Par Value Due on 07/15/24 With Ex Date 07/14/24, CUSIP 64952WEK5		398.75
July 16, 2024 July 16, 2024	Interest Payment 0.05 USD Principal Life Global Funding II 5% 16 Jan 2027 For 35,000.00 Par Value Due on 07/16/24 With Ex Date 07/16/24, CUSIP 74256LEX3		875.00
July 23, 2024 July 23, 2024	Interest Payment 0.02 USD Morgan Stanley 4% 23 Jul 2025 For 55,000.00 Par Value Due on 07/23/24 With Ex Date 07/23/24, CUSIP 6174468C6		1,100.00
Total US Credit		\$0.00	\$7,111.38
Total Fixed Income		\$0.00	\$41,421.07
Total Interest		\$0.00	\$41,421.07
Total Income Received		\$0.00	\$41,766.85
Total	DORALCITYTRANSP	\$0.00	\$41,766.85

Other Income and Capital Gain Distributions

No transactions this period.

Security Transactions

Trade Date Settlement Date	Transaction Description	Principal Amount	Income Amount	Cost	Accrued Income	Realized G/L
DORALCITYTRANSP						
Security Transactions						
<i>Adjustments</i>						
July 15, 2024 July 15, 2024	Adjustment - Amortized Premium Current Year of United States Treasury Note/Bond 4% 15 Jan 2027 - Adjustment Amount of \$59.23, Federal Cost \$59.23, State Cost \$59.23, CUSIP 91282CJT9	0.00		-59.23		0.00
July 16, 2024 July 16, 2024	Adjustment - Amortized Premium Current Year of Principal Life Global Funding II 5% 16 Jan 2027 - Adjustment Amount of \$10.03, Federal Cost \$10.03, State Cost \$10.03, CUSIP 74256LEX3	0.00		-10.03		0.00
July 16, 2024 July 16, 2024	Adjustment - Accreted Market Discount Current Year of Microsoft Corp 3.125% 03 Nov 2025 - Adjustment Amount of \$583.55, Federal Cost \$583.55, State Cost \$583.55, CUSIP 594918BJ2	0.00		583.55		0.00
July 22, 2024 July 22, 2024	Adjustment - Amortized Premium Current Year of Government National Mortgage Association GNR 2019-H12 JA 2.5% 20 Jul 2069 - Adjustment Amount of \$0.45, Federal Cost \$0.45, State Cost \$0.45, CUSIP 38380LXE8	0.00		-0.45		0.00

Security Transactions (continued)

Trade Date Settlement Date	Transaction Description	Principal Amount	Income Amount	Cost	Accrued Income	Realized G/L
<i>Adjustments (continued)</i>						
July 22, 2024 July 22, 2024	Adjustment - Amortized Premium Current Year of Government National Mortgage Association GNR 2020-H02 DA 2.25% 20 Dec 2069 - Adjustment Amount of \$0.69, Federal Cost \$0.69, State Cost \$0.69, CUSIP 38380LV67	0.00		-0.69		0.00
July 23, 2024 July 23, 2024	Adjustment - Amortized Premium Current Year of Morgan Stanley 4% 23 Jul 2025 - Adjustment Amount of \$40.47, Federal Cost \$40.47, State Cost \$40.47, CUSIP 6174468C6	0.00		-40.47		0.00
July 25, 2024 July 25, 2024	Adjustment - Amortized Premium Current Year of Fannie Mae Pool FN BM4614 3% 01 Mar 2033 - Adjustment Amount of \$5.92, Federal Cost \$5.92, State Cost \$5.92, CUSIP 3140J9DU2	0.00		-5.92		0.00
July 25, 2024 July 25, 2024	Adjustment - Amortized Premium Current Year of Fannie Mae Pool FN FM4174 3% 01 Nov 2032 - Adjustment Amount of \$6.62, Federal Cost \$6.62, State Cost \$6.62, CUSIP 3140X7T82	0.00		-6.62		0.00

Security Transactions (continued)

Trade Date Settlement Date	Transaction Description	Principal Amount	Income Amount	Cost	Accrued Income	Realized G/L
<i>Adjustments (continued)</i>						
July 25, 2024 July 25, 2024	Adjustment - Accreted Market Discount Current Year of Freddie Mac Multifamily Structured Pass Through Certificates FHMS K082 A1 3.92% 25 May 2028 - Adjustment Amount of \$5.66, Federal Cost \$5.66, State Cost \$5.66, CUSIP 3137FJKD0	0.00		5.66		0.00
July 25, 2024 July 25, 2024	Adjustment - Accreted Market Discount Current Year of Freddie Mac Multifamily Structured Pass Through Certificates FHMS K058 A1 2.34% 25 Jul 2026 - Adjustment Amount of \$24.21, Federal Cost \$24.21, State Cost \$24.21, CUSIP 3137BSP64	0.00		24.21		0.00
Total Adjustments		\$0.00	\$0.00	\$490.01	\$0.00	\$0.00
Total Security Transactions		\$0.00	\$0.00	\$490.01	\$0.00	\$0.00
Total	DORALCITYTRANSP	\$0.00	\$0.00	\$490.01	\$0.00	\$0.00

Income Accrual on July 31, 2024

	Number of Shares	Ex Date Pay Date	Annual Rate	Beginning Accrual	Income Earned	Income Received	Ending Accrual
Cash and Equivalents							
<i>Cash</i>							
US Dollar (Spot Currency:USD)	-54,998.35			0.00	0.00	0.00	0.00
Total Cash				\$0.00	\$0.00	\$0.00	\$0.00
<i>Cash Equivalents</i>							
Fidelity Government Portfolio (CUSIP:316175108)	67,358.50		5.13%	345.78	371.43	345.78	371.43
Total Cash Equivalents				\$345.78	\$371.43	\$345.78	\$371.43
<i>Accrued Income</i>							
Ending Accrual (Firm Defined Security ID:TOTALACCR)	0.00			0.00	0.00	0.00	0.00
Total Accrued Income				\$0.00	\$0.00	\$0.00	\$0.00
Total Cash and Equivalents				\$345.78	\$371.43	\$345.78	\$371.43
Fixed Income							
<i>US Government</i>							
United States Treasury Note/Bond 3.125% 15 Aug 2025 (CUSIP:91282CFE6)	0.00			3,116.85	22.74	3,139.59	0.00
United States Treasury Note/Bond 3.625% 15 May 2026 (CUSIP:91282CHB0)	535,000.00	11/15/24	3.67%	2,476.92	1,633.71	0.00	4,110.63
United States Treasury Note/Bond 3.75% 15 Apr 2026 (CUSIP:91282CGV7)	585,000.00	10/15/24	3.79%	4,615.26	1,858.10	0.00	6,473.36
United States Treasury Note/Bond 3.875% 15 Jan 2026 (CUSIP:91282CGE5)	370,000.00	01/15/25	3.91%	6,617.31	1,213.77	7,168.75	662.33
United States Treasury Note/Bond 4.125% 15 Feb 2027 (CUSIP:91282CKA8)	355,000.00	08/15/24	4.13%	5,511.52	1,247.13	0.00	6,758.65
United States Treasury Note/Bond 4.125% 15 Jun 2026 (CUSIP:91282CHH7)	230,000.00	12/15/24	4.14%	414.75	803.59	0.00	1,218.34

Income Accrual on July 31, 2024 (continued)

	Number of Shares	Ex Date Pay Date	Annual Rate	Beginning Accrual	Income Earned	Income Received	Ending Accrual
<i>US Government (continued)</i>							
United States Treasury Note/Bond 4% 15 Dec 2025 (CUSIP:91282CGA3)	365,000.00	12/15/24	4.03%	638.25	1,236.61	0.00	1,874.86
United States Treasury Note/Bond 4% 15 Feb 2026 (CUSIP:91282CGL9)	505,000.00	08/15/24	4.03%	7,602.75	1,720.33	0.00	9,323.08
United States Treasury Note/Bond 4% 15 Jan 2027 (CUSIP:91282CJT9)	405,000.00	01/15/25	4.02%	7,476.92	1,371.45	8,100.00	748.37
United States Treasury Note/Bond 4.25% 15 Mar 2027 (CUSIP:91282CKE0)	220,000.00	09/15/24	4.24%	2,744.02	787.64	0.00	3,531.66
United States Treasury Note/Bond 4.25% 15 Oct 2025 (CUSIP:91282CFP1)	265,000.00	10/15/24	4.27%	3,129.44	1,226.81	1,032.89	3,323.36
United States Treasury Note/Bond 4.375% 15 Aug 2026 (CUSIP:91282CHU8)	275,000.00	08/15/24	4.37%	4,528.25	1,024.64	0.00	5,552.89
United States Treasury Note/Bond 4.375% 15 Dec 2026 (CUSIP:91282CJP7)	635,000.00	12/15/24	4.36%	1,214.48	2,353.06	0.00	3,567.54
United States Treasury Note/Bond 4.5% 15 Apr 2027 (CUSIP:91282CKJ9)	360,000.00	10/15/24	4.46%	3,408.20	1,372.13	0.00	4,780.33
United States Treasury Note/Bond 4.5% 15 Jul 2026 (CUSIP:91282CHM6)	455,000.00	01/15/25	4.48%	9,450.00	1,733.35	10,237.50	945.85
United States Treasury Note/Bond 4.5% 15 May 2027 (CUSIP:91282CKR1)	300,000.00	11/15/24	4.45%	1,724.18	1,137.23	0.00	2,861.41
United States Treasury Note/Bond 4.5% 15 Nov 2025 (CUSIP:91282CFW6)	340,000.00	11/15/24	4.50%	1,954.08	1,288.85	0.00	3,242.93
United States Treasury Note/Bond 4.625% 15 Jun 2027 (CUSIP:91282CKV2)	340,000.00	12/15/24	4.56%	0.00	1,203.00	-730.40	1,933.40
United States Treasury Note/Bond 4.625% 15 Nov 2026 (CUSIP:91282CJK8)	385,000.00	11/15/24	4.58%	2,274.17	1,499.98	0.00	3,774.15

Income Accrual on July 31, 2024 (continued)

	Number of Shares	Ex Date Pay Date	Annual Rate	Beginning Accrual	Income Earned	Income Received	Ending Accrual
US Government (continued)							
United States Treasury Note/Bond 4.625% 15 Oct 2026 (CUSIP:91282CJC6)	90,000.00	10/15/24	4.59%	875.72	352.56	0.00	1,228.28
United States Treasury Note/Bond 4.625% 15 Sep 2026 (CUSIP:91282CHY0)	20,000.00	09/15/24	4.59%	1,085.87	243.82	980.30	349.39
Total US Government				\$70,858.94	\$25,330.50	\$29,928.63	\$66,260.81
Agency MBS							
Fannie Mae Pool FN BM4614 3% 01 Mar 2033 (CUSIP:3140J9DU2)	9,560.10	08/01/24	3.13%	24.42	23.90	24.42	23.90
Fannie Mae Pool FN FM4174 3% 01 Nov 2032 (CUSIP:3140X7T82)	15,274.67	08/01/24	3.09%	39.82	38.19	39.82	38.19
Total Agency MBS				\$64.24	\$62.09	\$64.24	\$62.09
CMO							
Government National Mortgage Association GNR 2014-H19 HA 3% 20 Sep 2064 (CUSIP:38375UPV6)	5,298.61	08/01/24	3.08%	17.71	13.25	17.71	13.25
Government National Mortgage Association GNR 2019-H12 JA 2.5% 20 Jul 2069 (CUSIP:38380LXE8)	13,890.32	08/01/24	2.57%	30.57	28.94	30.57	28.94
Government National Mortgage Association GNR 2020-H02 DA 2.25% 20 Dec 2069 (CUSIP:38380LV67)	17,172.23	08/01/24	2.32%	33.19	32.20	33.19	32.20
Total CMO				\$81.47	\$74.39	\$81.47	\$74.39
CMBS							
CarMax Auto Owner Trust 2021-4 CARMX 2021-4 A3 0.56% 15 Sep 2026 (CUSIP:14317JAD9)	7,943.61	08/15/24	0.57%	2.17	3.87	4.06	1.98
Daimler Trucks Retail Trust 2022-1 DTRT 2022-1 A3 5.23% 17 Feb 2026 (CUSIP:233869AC0)	34,341.63	08/15/24	5.24%	88.42	157.19	165.78	79.83

Income Accrual on July 31, 2024 (continued)

	Number of Shares	Ex Date Pay Date	Annual Rate	Beginning Accrual	Income Earned	Income Received	Ending Accrual
CMBS (continued)							
Ford Credit Auto Owner Trust 2022-A FORDO 2022-A A3 1.29% 15 Jun 2026 (CUSIP:345286AC2)	12,293.51	08/15/24	1.31%	7.76	13.85	14.56	7.05
Freddie Mac Multifamily Structured Pass Through Certificates FHMS K058 A1 2.34% 25 Jul 2026 (CUSIP:3137BSP64)	46,607.00	08/01/24	2.41%	94.09	90.88	94.09	90.88
Freddie Mac Multifamily Structured Pass Through Certificates FHMS K082 A1 3.92% 25 May 2028 (CUSIP:3137FJKD0)	58,091.45	08/01/24	3.98%	192.98	189.77	192.98	189.77
Freddie Mac Multifamily Structured Pass Through Certificates FHMS K736 A2 2.282% 25 Jul 2026 (CUSIP:3137FNWX4)	65,000.00	08/01/24	2.38%	123.61	123.61	123.61	123.61
GM Financial Consumer Automobile Receivables Trust 2022-1 GMCAR 2022-1 A3 1.26% 16 Nov 2026 (CUSIP:380146AC4)	12,266.95	08/16/24	1.28%	7.03	13.48	14.07	6.44
GM Financial Consumer Automobile Receivables Trust 2022-2 GMCAR 2022-2 A3 3.1% 16 Feb 2027 (CUSIP:362585AC5)	21,019.39	08/16/24	3.14%	29.06	56.21	58.12	27.15
Hyundai Auto Receivables Trust 2024-B HART 2024-B A3 4.84% 15 Mar 2029 (CUSIP:44934QAD3)	40,000.00	08/15/24	4.82%	0.00	37.64	0.00	37.64
John Deere Owner Trust 2022-C JDOT 2022-C A3 5.09% 15 Jun 2027 (CUSIP:47800BAC2)	70,000.00	08/15/24	5.10%	158.36	296.92	296.92	158.36
Toyota Auto Receivables 2024-C Owner Trust TAOT 2024-C A3 4.88% 15 Mar 2029 (CUSIP:89237QAD2)	50,000.00	08/15/24	4.85%	0.00	6.78	0.00	6.78
Total CMBS				\$703.48	\$990.20	\$964.19	\$729.49

Income Accrual on July 31, 2024 (continued)

	Number of Shares	Ex Date Pay Date	Annual Rate	Beginning Accrual	Income Earned	Income Received	Ending Accrual
Consumer ABS							
Ally Auto Receivables Trust 2022-1 ALLYA 2022-1 A3 3.31% 15 Nov 2026 (CUSIP:02008JAC0)	42,912.05	08/15/24	3.34%	68.61	123.16	128.64	63.13
Ally Auto Receivables Trust 2023-1 ALLYA 2023-1 A3 5.46% 15 May 2028 (CUSIP:02007WAC2)	120,000.00	08/15/24	5.43%	291.20	546.00	546.00	291.20
American Express Credit Account Master Trust AMXCA 2023-3 A 5.3% 15 Sep 2028 (CUSIP:02582JKD1)	100,000.00	08/15/24	5.17%	232.44	435.83	435.83	232.44
Bank of America Auto Trust 2023-1 BAAT 2023-1A A3 5.53% 15 Feb 2028 (CUSIP:06428AAC2)	45,000.00	08/15/24	5.49%	110.60	207.37	207.37	110.60
Bank of America Auto Trust 5.74% 15 Jun 2028 (CUSIP:06054YAC1)	90,000.00	08/15/24	5.66%	229.60	430.50	430.50	229.60
BMW Vehicle Owner Trust 2022-A BMWOT 2022-A A3 3.21% 25 Aug 2026 (CUSIP:05602RAD3)	17,131.32	08/25/24	3.25%	9.99	49.11	49.93	9.17
BMW Vehicle Owner Trust 2023-A BMWOT 2023-A A3 5.47% 25 Feb 2028 (CUSIP:05592XAD2)	20,000.00	08/25/24	5.43%	18.23	91.17	91.17	18.23
Capital One Multi-Asset Execution Trust COMET 2022-A2 A 3.49% 15 May 2027 (CUSIP:14041NGA3)	80,000.00	08/15/24	3.54%	124.09	232.67	232.67	124.09
Capital One Prime Auto Receivables Trust 2022-1 COPAR 2022-1 A3 3.17% 15 Apr 2027 (CUSIP:14043QAC6)	27,289.06	08/15/24	3.22%	40.96	74.28	76.79	38.45
Capital One Prime Auto Receivables Trust 2022-2 COPAR 2022-2 A3 3.66% 17 May 2027 (CUSIP:14043GAD6)	33,747.18	08/15/24	3.71%	56.93	104.72	106.75	54.90
Carmax Auto Owner Trust 2021-1 CARMX 2021-1 A3 0.34% 15 Dec 2025 (CUSIP:14316NAC3)	2,351.26	08/15/24	0.34%	0.58	0.87	1.09	0.36

Income Accrual on July 31, 2024 (continued)

	Number of Shares	Ex Date Pay Date	Annual Rate	Beginning Accrual	Income Earned	Income Received	Ending Accrual
<i>Consumer ABS (continued)</i>							
CarMax Auto Owner Trust 2021-3 CARMX 2021-3 A3 0.55% 15 Jun 2026 (CUSIP:14317DAC4)	9,396.01	08/15/24	0.56%	2.55	4.53	4.78	2.30
CarMax Auto Owner Trust 2022-2 CARMX 2022-2 A3 3.49% 16 Feb 2027 (CUSIP:14317HAC5)	28,605.99	08/15/24	3.53%	47.55	85.97	89.15	44.37
CarMax Auto Owner Trust 2022-4 CARMX 2022-4 A3 5.34% 16 Aug 2027 (CUSIP:14318UAD3)	90,000.00	08/15/24	5.33%	213.60	400.50	400.50	213.60
Chase Auto Owner Trust 2024-1 CHAOT 2024-1A A3 5.13% 25 May 2029 (CUSIP:16144BAC2)	25,000.00	08/25/24	5.09%	21.38	106.88	106.88	21.38
Chase Issuance Trust CHAIT 2023-A1 A 5.16% 15 Sep 2028 (CUSIP:161571HT4)	100,000.00	08/15/24	5.10%	229.33	430.00	430.00	229.33
CNH Equipment Trust 2022-A CNH 2022-A A3 2.94% 15 Jul 2027 (CUSIP:12660DAC1)	29,743.27	08/15/24	3.00%	39.77	73.65	74.56	38.86
Discover Card Execution Note Trust DCENT 2022-A2 A 3.32% 15 May 2027 (CUSIP:254683CS2)	80,000.00	08/15/24	3.37%	118.04	221.33	221.33	118.04
Discover Card Execution Note Trust DCENT 2022-A3 A3 3.56% 15 Jul 2027 (CUSIP:254683CW3)	75,000.00	08/15/24	3.61%	118.67	222.50	222.50	118.67
Fifth Third Auto Trust 2023-1 FITAT 2023-1 A3 5.53% 15 Aug 2028 (CUSIP:31680EAD3)	70,000.00	08/15/24	5.49%	172.04	322.58	322.58	172.04
Ford Credit Auto Owner Trust 2023-A FORDO 2023-A A3 4.65% 15 Feb 2028 (CUSIP:344928AD8)	30,000.00	08/15/24	4.67%	62.00	116.25	116.25	62.00

Income Accrual on July 31, 2024 (continued)

	Number of Shares	Ex Date Pay Date	Annual Rate	Beginning Accrual	Income Earned	Income Received	Ending Accrual
<i>Consumer ABS (continued)</i>							
GM Financial Consumer Automobile Receivables Trust 2023-2 GMCAR 2023-2 A3 4.47% 16 Feb 2028 (CUSIP:362583AD8)	30,000.00	08/16/24	4.50%	55.88	111.75	111.75	55.88
GM Financial Consumer Automobile Receivables Trust 2024-1 GMCAR 2024-1 A3 4.85% 18 Dec 2028 (CUSIP:36268GAD7)	10,000.00	08/16/24	4.84%	20.21	40.42	40.42	20.21
Harley-Davidson Motorcycle Trust 2022-A HDMOT 2022-A A3 3.06% 15 Feb 2027 (CUSIP:41284YAD8)	22,746.74	08/15/24	3.10%	33.89	60.59	63.54	30.94
Honda Auto Receivables 2021-3 Owner Trust HAROT 2021-3 A3 0.41% 18 Nov 2025 (CUSIP:43815EAC8)	4,200.91	08/18/24	0.42%	0.73	1.58	1.69	0.62
Honda Auto Receivables 2021-4 Owner Trust HAROT 2021-4 A3 0.88% 21 Jan 2026 (CUSIP:43815GAC3)	5,359.03	08/21/24	0.90%	1.47	4.24	4.40	1.31
Honda Auto Receivables 2022-1 Owner Trust HAROT 2022-1 A3 1.88% 15 May 2026 (CUSIP:43815BAC4)	31,165.39	08/15/24	0.00%	0.00	53.35	53.35	0.00
Honda Auto Receivables 2023-2 Owner Trust HAROT 2023-2 A3 4.93% 15 Nov 2027 (CUSIP:437927AC0)	40,000.00	08/15/24	4.93%	87.64	164.33	164.33	87.64
Honda Auto Receivables 2023-4 Owner Trust HAROT 2023-4 A3 5.67% 21 Jun 2028 (CUSIP:438123AC5)	20,000.00	08/21/24	5.59%	31.50	94.50	94.50	31.50
Honda Auto Receivables 2024-1 Owner Trust HAROT 2024-1 A3 5.21% 15 Aug 2028 (CUSIP:437918AC9)	70,000.00	08/15/24	5.17%	162.09	303.92	303.92	162.09
Hyundai Auto Receivables Trust 2022-A HART 2022-A A3 2.22% 15 Oct 2026 (CUSIP:448977AD0)	37,450.59	08/15/24	2.26%	40.31	72.22	75.58	36.95

Income Accrual on July 31, 2024 (continued)

	Number of Shares	Ex Date Pay Date	Annual Rate	Beginning Accrual	Income Earned	Income Received	Ending Accrual
<i>Consumer ABS (continued)</i>							
Hyundai Auto Receivables Trust 2023-B HART 2023-B A3 5.48% 17 Apr 2028 (CUSIP:44933XAD9)	25,000.00	08/15/24	5.44%	60.89	114.17	114.17	60.89
Hyundai Auto Receivables Trust 2023-C HART 2023-C A3 5.54% 16 Oct 2028 (CUSIP:44918CAD4)	35,000.00	08/15/24	5.47%	86.18	161.58	161.58	86.18
John Deere Owner Trust 2022 JDOT 2022-A A3 2.32% 15 Sep 2026 (CUSIP:47787JAC2)	23,142.60	08/15/24	2.36%	25.76	46.41	48.31	23.86
John Deere Owner Trust 2024-B JDOT 2024-B A3 5.2% 15 Mar 2029 (CUSIP:47786WAD2)	40,000.00	08/15/24	5.13%	75.11	173.33	156.00	92.44
John Deere Owner Trust 2024 JDOT 2024-A A3 4.96% 15 Nov 2028 (CUSIP:47800RAD5)	20,000.00	08/15/24	4.93%	44.09	82.67	82.67	44.09
Mercedes-Benz Auto Receivables Trust 2022-1 MBART 2022-1 A3 5.21% 16 Aug 2027 (CUSIP:58768PAC8)	98,162.16	08/15/24	5.21%	231.56	429.91	434.17	227.30
Mercedes-Benz Auto Receivables Trust 2023-2 MBART 2023-2 A3 5.95% 15 Nov 2028 (CUSIP:58769FAC9)	35,000.00	08/15/24	5.84%	92.56	173.54	173.54	92.56
Nissan Auto Receivables 2023-B Owner Trust NAROT 2023-B A3 5.93% 15 Mar 2028 (CUSIP:65480MAD5)	25,000.00	08/15/24	5.85%	65.89	123.54	123.54	65.89
Toyota Auto Receivables 2022-C Owner Trust TAOT 2022-C A3 3.76% 15 Apr 2027 (CUSIP:89231CAD9)	24,738.09	08/15/24	3.80%	41.78	77.89	78.33	41.34
Toyota Auto Receivables 2023-B Owner Trust TAOT 2023-B A3 4.71% 15 Feb 2028 (CUSIP:891941AD8)	45,000.00	08/15/24	4.73%	94.20	176.63	176.63	94.20
Toyota Auto Receivables 2023-D Owner Trust TAOT 2023-D A3 5.54% 15 Aug 2028 (CUSIP:89239FAD4)	25,000.00	08/15/24	5.80%	65.44	115.42	115.42	65.44

Income Accrual on July 31, 2024 (continued)

	Number of Shares	Ex Date Pay Date	Annual Rate	Beginning Accrual	Income Earned	Income Received	Ending Accrual
Consumer ABS (continued)							
Toyota Auto Receivables 2024-A Owner Trust TAOT 2024-A A3 4.83% 16 Oct 2028 (CUSIP:89238DAD0)	25,000.00	08/15/24	4.82%	53.67	100.63	100.63	53.67
USAA Auto Owner Trust 2023-A USAOT 2023-A A3 5.58% 15 May 2028 (CUSIP:90291VAC4)	80,000.00	08/15/24	5.55%	198.40	372.00	372.00	198.40
World Omni Auto Receivables Trust 2024-A WOART 2024-A A3 4.86% 15 Mar 2029 (CUSIP:98164RAD8)	60,000.00	08/15/24	4.84%	129.60	243.00	243.00	129.60
Total Consumer ABS				\$3,907.01	\$7,577.49	\$7,588.74	\$3,895.76
Commercial ABS							
CNH Equipment Trust 2021-C CNH 2021-C A3 0.81% 15 Dec 2026 (CUSIP:12598LACO)	7,301.19	08/15/24	0.83%	2.89	5.16	5.42	2.63
CNH Equipment Trust 4.77% 15 Jun 2029 (CUSIP:18978FAC0)	25,000.00	08/15/24	4.76%	53.00	99.38	99.38	53.00
Total Commercial ABS				\$55.89	\$104.54	\$104.80	\$55.63
US Credit							
3M Co 2% 14 Feb 2025 (CUSIP:88579YBH3)	35,000.00	08/14/24	2.04%	266.39	58.33	0.00	324.72
Adobe Inc 4.85% 04 Apr 2027 (CUSIP:00724PAE9)	35,000.00	10/04/24	4.79%	410.23	141.46	0.00	551.69
American Honda Finance Corp 5.25% 07 Jul 2026 (CUSIP:02665WEK3)	85,000.00	01/07/25	5.21%	2,156.88	371.87	2,231.25	297.50
AstraZeneca Finance LLC 4.8 26 Feb 2027 (CUSIP:04636NAK9)	40,000.00	08/26/24	4.77%	666.67	160.00	0.00	826.67
BA Credit Card Trust BACCT 2022-A1 A1 3.53% 15 Nov 2027 (CUSIP:05522RDE5)	30,000.00	08/15/24	3.58%	47.07	88.25	88.25	47.07
Bank of America Corp Variable .981% 25 Sep 2025 (CUSIP:06051GJG5)	120,000.00	09/25/24	0.99%	313.92	98.10	0.00	412.02

Income Accrual on July 31, 2024 (continued)

	Number of Shares	Ex Date Pay Date	Annual Rate	Beginning Accrual	Income Earned	Income Received	Ending Accrual
<i>US Credit (continued)</i>							
Bank Of Montreal 5.92% 25 Sep 2025 (CUSIP:06368LWT9)	60,000.00	09/25/24	5.86%	947.20	296.00	0.00	1,243.20
Bank of New York Mellon Corp/The Variable 4.89% 21 Jul 2028 (CUSIP:06406RBX4)	80,000.00	01/21/25	4.87%	0.00	97.80	0.00	97.80
BlackRock Funding Inc 4.6% 26 Jul 2027 (CUSIP:09290DAH4)	55,000.00	01/26/25	4.58%	0.00	35.14	0.00	35.14
BMW US Capital LLC 4.9% 02 Apr 2027 (CUSIP:05565ECH6)	90,000.00	10/02/24	4.87%	1,090.25	367.50	0.00	1,457.75
BP Cap Markets America 5.017% 17 Nov 2027 (CUSIP:10373QBY5)	70,000.00	11/17/24	4.96%	429.23	292.66	0.00	721.89
Brighthouse Fin Gbl Fund 5.55% 09 Apr 2027 (CUSIP:10921U2J6)	50,000.00	10/09/24	5.51%	616.67	231.25	0.00	847.92
Bristol-Myers Squibb Co 4.9% 22 Feb 2027 (CUSIP:110122EE4)	15,000.00	08/22/24	4.86%	263.37	61.26	0.00	324.63
Canadian Imperial Bank of Commerce 5.237% 28 Jun 2027 (CUSIP:13607L8C0)	25,000.00	12/28/24	5.17%	10.91	109.10	0.00	120.01
Canadian Imperial Bank of Commerce 5.926% 02 Oct 2026 (CUSIP:13607LWT6)	45,000.00	10/02/24	5.80%	659.27	222.22	0.00	881.49
Caterpillar Financial Services Corp 4.8% 06 Jan 2026 (CUSIP:14913R3B1)	85,000.00	01/06/25	4.80%	1,983.33	340.00	2,040.00	283.33
Cintas Corp No 2 3.45% 01 May 2025 (CUSIP:17252MAP5)	25,000.00	11/01/24	3.50%	143.75	71.88	0.00	215.63
Cisco Systems Inc 4.8% 26 Feb 2027 (CUSIP:17275RBQ4)	55,000.00	08/26/24	4.76%	916.67	220.00	0.00	1,136.67
Eli Lilly & Co 4.5% 09 Feb 2027 (CUSIP:532457CJ5)	55,000.00	08/09/24	4.50%	976.25	206.25	0.00	1,182.50
Goldman Sachs Bank USA/New York NY Variable 5.414% 21 May 2027 (CUSIP:38151LAG5)	70,000.00	11/21/24	5.38%	421.09	315.82	0.00	736.91

Income Accrual on July 31, 2024 (continued)

	Number of Shares	Ex Date Pay Date	Annual Rate	Beginning Accrual	Income Earned	Income Received	Ending Accrual
<i>US Credit (continued)</i>							
Home Depot Inc/The 4.95% 30 Sep 2026 (CUSIP:437076CV2)	20,000.00	09/30/24	4.91%	250.25	82.50	0.00	332.75
Honeywell International 4.65% 30 Jul 2027 (CUSIP:438516CX2)	55,000.00		4.63%	0.00	0.00	0.00	0.00
Hormel Foods Corp 4.8% 30 Mar 2027 (CUSIP:440452AK6)	30,000.00	09/30/24	4.77%	452.00	120.00	0.00	572.00
John Deere Capital Corp 3.4% 06 Jun 2025 (CUSIP:24422EWF2)	15,000.00	12/06/24	3.45%	35.42	42.50	0.00	77.92
John Deere Capital Corp 4.85% 05 Mar 2027 (CUSIP:24422EXM6)	70,000.00	09/05/24	4.82%	1,075.08	282.92	0.00	1,358.00
JPMorgan Chase & Co Variable 2.595% 24 Feb 2026 (CUSIP:46647PCV6)	0.00			778.11	91.94	870.05	0.00
JPMorgan Chase & Co Variable 4.08% 26 Apr 2026 (CUSIP:46647PCZ7)	85,000.00	10/26/24	4.12%	626.17	289.00	0.00	915.17
JPMorgan Chase & Co Variable 4.979% 22 Jul 2028 (CUSIP:46647PEL6)	60,000.00	01/22/25	4.95%	0.00	74.69	0.00	74.69
Linde Inc 4.7% 05 Dec 2025 (CUSIP:53522KAB9)	85,000.00	12/05/24	4.71%	288.53	332.91	0.00	621.44
Microsoft Corp 3.125% 03 Nov 2025 (CUSIP:594918BJ2)	0.00			276.91	76.39	353.30	0.00
Morgan Stanley 4% 23 Jul 2025 (CUSIP:6174468C6)	55,000.00	01/23/25	4.05%	965.56	183.33	1,100.00	48.89
Morgan Stanley Variable 5.652% 13 Apr 2028 (CUSIP:61747YFP5)	10,000.00	10/13/24	5.55%	113.04	47.10	0.00	160.14
National Rural Util Coop 4.8% 05 Feb 2027 (CUSIP:63743HFM9)	90,000.00	08/05/24	4.77%	1,752.00	360.00	0.00	2,112.00
New York Life Global Fdg 5.45% 18 Sep 2026 (CUSIP:64953BBF4)	100,000.00	09/18/24	5.37%	1,559.31	454.16	0.00	2,013.47
New York Life Global Funding 1.45% 14 Jan 2025 (CUSIP:64952WEK5)	55,000.00	01/14/25	1.48%	369.95	66.46	398.75	37.66
Northwestern Mutual GLBL 5.07% 25 Mar 2027 (CUSIP:66815L2R9)	30,000.00	09/25/24	5.00%	405.60	126.75	0.00	532.35

Income Accrual on July 31, 2024 (continued)

	Number of Shares	Ex Date Pay Date	Annual Rate	Beginning Accrual	Income Earned	Income Received	Ending Accrual
<i>US Credit (continued)</i>							
PACCAR Financial Corp 5% 13 May 2027 (CUSIP:69371RT22)	30,000.00	11/13/24	4.93%	200.00	125.00	0.00	325.00
Pacific Life Global Fdg li Med 144a Nt 5.5 28 Aug 2026 (CUSIP:6944PL2W8)	15,000.00	08/28/24	5.42%	281.88	68.75	0.00	350.63
PepsiCo Inc 5.125% 10 Nov 2026 (CUSIP:713448FW3)	25,000.00	11/10/24	5.06%	181.51	106.77	0.00	288.28
PNC Financial Services 5.102% 23 Jul 2027 (CUSIP:693475BY0)	60,000.00	01/23/25	5.09%	0.00	68.03	0.00	68.03
PNC Financial Services 5.671% 28 Oct 2025 (CUSIP:693475BH7)	0.00			248.11	70.88	318.99	0.00
Principal Life Global Funding II 1.375% 10 Jan 2025 (CUSIP:74256LET2)	55,000.00	01/10/25	1.40%	359.22	63.02	378.13	44.11
Principal Life Global Funding II 5% 16 Jan 2027 (CUSIP:74256LEX3)	35,000.00	01/16/25	4.97%	802.08	145.84	875.00	72.92
State Street Corp Variable 1.746% 06 Feb 2026 (CUSIP:857477BR3)	25,000.00	08/06/24	1.78%	175.81	36.38	0.00	212.19
State Street Corp Variable 5.104% 18 May 2026 (CUSIP:857477CB7)	110,000.00	11/18/24	5.11%	670.61	467.87	0.00	1,138.48
State Street Corp Variable 5.751% 04 Nov 2026 (CUSIP:857477BX0)	20,000.00	11/04/24	5.71%	182.12	95.85	0.00	277.97
Texas Instruments Inc 4.6% 08 Feb 2027 (CUSIP:882508CE2)	55,000.00	08/08/24	4.58%	1,004.97	210.84	0.00	1,215.81
Toronto-Dominion Bank/The 4.98% 05 Apr 2027 (CUSIP:89115A2W1)	90,000.00	10/05/24	4.94%	1,070.70	373.50	0.00	1,444.20
Toyota Motor Credit Corp 5% 14 Aug 2026 (CUSIP:89236TKX2)	45,000.00	08/14/24	4.97%	856.25	187.50	0.00	1,043.75
Truist Financial Corp 2.5% 01 Aug 2024 (CUSIP:05531FBH5)	85,000.00	08/01/24	2.50%	885.42	177.08	0.00	1,062.50
Unitedhealth Group Inc 4.6% 15 Apr 2027 (CUSIP:91324PEY4)	90,000.00	10/15/24	4.59%	1,150.00	345.00	0.00	1,495.00

Income Accrual on July 31, 2024 (continued)

	Number of Shares	Ex Date Pay Date	Annual Rate	Beginning Accrual	Income Earned	Income Received	Ending Accrual
<i>US Credit (continued)</i>							
Westpac Banking Corp 5.512% 17 Nov 2025 (CUSIP:961214FL2)	75,000.00	11/17/24	5.46%	505.27	344.50	0.00	849.77
Total US Credit				\$29,841.03	\$9,302.35	\$8,653.72	\$30,489.66
Total Fixed Income				\$105,512.06	\$43,441.56	\$47,385.79	\$101,567.83
Total Accrual				\$105,857.84	\$43,812.99	\$47,731.57	\$101,939.26

Information**IMPORTANT INFORMATION FOR ALL REGIONS BANK CUSTOMERS:**

WE ENCOURAGE YOU TO CONTACT YOUR TRUST ADVISOR OR RELATIONSHIP MANAGER IF YOUR FINANCIAL OBJECTIVES CHANGE OR IF YOU WANT TO DISCUSS THE INVESTMENT OBJECTIVES OF YOUR ACCOUNT. TRUST SERVICES ARE PROVIDED THROUGH REGIONS PRIVATE WEALTH MANAGEMENT OR INSTITUTIONAL SERVICES, A BUSINESS UNIT WITHIN REGIONS BANK. INVESTMENTS IN SECURITIES, INSURANCE AND ANNUITY PRODUCTS: ARE NOT FDIC INSURED, ARE NOT A DEPOSIT, ARE NOT BANK GUARANTEED, ARE NOT INSURED BY ANY FEDERAL GOVERNMENT AGENCY, MAY GO DOWN IN VALUE, AND ARE NOT A CONDITION OF ANY BANKING ACTIVITY.

INVESTMENT PRODUCTS AND FEES/REVENUE-SHARING DISCLOSURES

REGIONS PRIVATE WEALTH MANAGEMENT OR INSTITUTIONAL SERVICES MAY INVEST IN INVESTMENT PRODUCTS NOT AFFILIATED WITH REGIONS BANK OR ITS AFFILIATES. REGIONS BANK MAY RECEIVE 12B-1 FEES AND/OR ANNUAL REVENUE SHARING FEES FROM THE USE OF THESE INVESTMENT PRODUCTS IN ITS CUSTOMERS' ACCOUNTS. THE 12B-1 FEES RECEIVED BY REGIONS BANK VARY BY INVESTMENT PRODUCT AND IN NO CIRCUMSTANCES EXCEED .75% OF THE AVERAGE DAILY NET ASSETS INVESTED IN ANY PRODUCT; IN MOST CIRCUMSTANCES THE FEE IS .25% OR LESS. ANNUAL REVENUE SHARING FEES OF UP TO .15% OF THE MARKET VALUE OF THE ASSETS INVESTED IN CERTAIN MONEY MARKET MUTUAL FUNDS ARE PAID DIRECTLY TO REGIONS BANK FROM THE INVESTMENT PROVIDER. IN THE EVENT AN ACCOUNT HAS BEEN TERMINATED AND FORMALLY CLOSED, AN ADMINISTRATIVE FEE OF UP TO \$50 FOR PROCESSING EACH CLASS ACTION SETTLEMENT PAYMENT OR ANY OTHER CASH RECEIPT WILL BE CHARGED.

MARKET VALUES AND ESTIMATED INCOME FIGURES ARE NOT GUARANTEED BUT DO COME FROM RELIABLE SOURCES.

FOR SECURITIES TRADED ON A MAJOR EXCHANGE, MARKET VALUES ARE PRICED AS OF THE STATEMENT DATE AS PROVIDED BY VARIOUS PRICING SERVICES. THE METHOD AND FREQUENCY OF PRICING ASSETS NOT TRADED ON MAJOR EXCHANGES VARIES DEPENDING ON THE TYPE OF ASSETS; THEREFORE, THE PRICE SHOWN ON YOUR STATEMENT MAY NOT BE A CURRENT VALUE AS OF THE STATEMENT DATE. WE CANNOT GUARANTEE THEIR ACCURACY OR THAT THE ASSETS CAN BE BOUGHT OR SOLD FOR THESE PRICES. FOR MORE DETAILED INFORMATION REGARDING FEES, PLEASE CONSULT THE FUND PROSPECTUS OR CONTACT YOUR TRUST ADVISOR OR RELATIONSHIP MANAGER.

IMPORTANT INFORMATION FOR RETIREMENT SERVICES ACCOUNTS:

REGIONS MAY RECEIVE 12B-1, SHAREHOLDER SERVICE FEES AND/OR SUB-TRANSFER AGENT FEES FROM THE FUNDS OF UP TO .75% OF THE MARKET VALUE OF PLAN ASSETS INVESTED IN THE FUND PAYING SUCH FEES. REGIONS MAY RECEIVE A FINDER'S FEE IN AN AMOUNT UP TO 1.00% OF THE VALUE OF NEW PURCHASES IN A FUND WHERE THE PLAN'S INVESTMENT IN THE FUND EXCEEDS A SPECIFIC DOLLAR AMOUNT DETERMINED BY THE FUND FAMILY. REGIONS MAY RECEIVE AN ANNUAL REVENUE SHARING FEE FROM THE FUND DISTRIBUTOR OF UP TO .15% OF THE MARKET VALUE OF PLAN ASSETS INVESTED IN THE FUND. PERCENTAGES DESCRIBE FEES THAT ARE CALCULATED AS AN ANNUAL PERCENTAGE OF THE ASSETS INVESTED BY REGIONS CLIENTS IN THE PARTICULAR FUND OR FUND FAMILY. 12B-1, SUB-TRANSFER AGENT AND SHAREHOLDER SERVICE FEES ARE PAID OUT OF THE ASSETS OF THE MUTUAL FUNDS; REVENUE SHARING AND FINDERS FEES ARE NOT CHARGED AGAINST MUTUAL FUND ASSETS.

REGIONS TRUST CASH SWEEP (RTCS) DISCLOSURE

UNLESS YOU HAVE INSTRUCTED US TO USE A THIRD-PARTY SHORT TERM INVESTMENT VEHICLE TO HOLD CASH IN THE ACCOUNT, WE USE ONE OF THE REGIONS TRUST CASH SWEEP FUNDS ("RTCS") TO ENSURE THAT ALL CASH IN THE ACCOUNT IS INVESTED DAILY. AS INVESTMENTS IN THE ACCOUNT GENERATE CASH, THIS CASH IS AUTOMATICALLY SWEEPED INTO RTCS EACH DAY WHERE THE CASH EARNS INTEREST RATHER THAN SITTING IDLE BEFORE BEING DISTRIBUTED OR REINVESTED. EACH RTCS FUND PAYS INTEREST IN ACCORDANCE WITH THE DISCLOSURE PROVIDED

Information (continued)

TO YOU AT THE TIME THE FUND WAS SELECTED. THE INVESTMENT OBJECTIVE OF RTCS IS TO PRODUCE CURRENT INCOME WITH LIQUIDITY AND STABLE PRINCIPAL. RTCS IS AN FDIC-INSURED DEPOSIT IN REGIONS BANK. BALANCES IN EXCESS OF THE STANDARD MAXIMUM INSURED AMOUNT (GENERALLY \$250,000) MAY OR MAY NOT BE COLLATERALIZED BY MARKETABLE SECURITIES SEGREGATED BY REGIONS BANK FOR PURPOSES OF SECURING THESE DEPOSITS, DEPENDING UPON THE PARTICULAR RTCS FUND SELECTED. THERE ARE NO SEPARATE MANAGEMENT FEES ASSOCIATED WITH RTCS. THE ACCOUNT FEES BASED ON THE TOTAL MARKET VALUE OF THE ACCOUNT WILL INCLUDE THE RTCS ASSETS IN THE CALCULATION. AS BANKING PRODUCTS CHANGE, REGIONS BANK MAY CHANGE THE TYPE OF DEPOSIT OR ACCOUNT WE USE FOR THE RTCS. WE WILL NOTIFY YOU IF ANY CHANGE IS A MATERIAL CHANGE.

IMPORTANT INFORMATION FOR RESPONSIBLE PLAN FIDUCIARIES, RETIREMENT PLAN SPONSORS, IRA OWNERS AND INVESTMENT MANAGERS

IF YOU ARE A RESPONSIBLE PLAN FIDUCIARY, A RETIREMENT PLAN SPONSOR, AN IRA OWNER, OR AN INVESTMENT MANAGER, AND YOU HAVE ALREADY AUTHORIZED THE USE OF REGIONS BANK AS A DEPOSITORY FOR UNINVESTED CASH, THEN IT IS NOT NECESSARY TO TAKE ADDITIONAL ACTION TO APPROVE THE USE OF THE RTCS TO HOLD CASH IN THE RETIREMENT PLAN OR IRA TRUST. HOWEVER, IF YOU DO NOT APPROVE OF THE USE OF THE RTCS, YOU MUST CONTACT YOUR RELATIONSHIP MANAGER OR TRUST ADVISOR TO DESIGNATE ANOTHER SHORT TERM INVESTMENT VEHICLE TO HOLD CASH IN THE ACCOUNT.

COST BASIS REPORTING REQUIREMENTS BEGINNING JANUARY 1, 2011, FOR AGENCY AND CUSTODY ACCOUNTS

THE EMERGENCY ECONOMIC STABILIZATION ACT OF 2008 MANDATED TAX REPORTING CHANGES THAT REQUIRE FINANCIAL INSTITUTIONS TO REPORT THE ADJUSTED COST BASIS OF CERTAIN SOLD SECURITIES, INCLUDING WHETHER THE GAIN OR LOSS IS SHORT OR LONG-TERM, TO THE IRS AND TO CUSTOMERS ON FORM 1099-B.

COVERED VS. NON-COVERED SECURITIES

THE CHANGES ARE BEING ROLLED OUT IN PHASES AS INDICATED BELOW. COVERED SECURITIES ARE THOSE ACQUIRED ON OR AFTER THE DATES SPECIFIED IN THE LEGISLATION. COST BASIS FOR THESE SECURITIES MUST BE REPORTED BY FINANCIAL INSTITUTIONS. SECURITIES ACQUIRED BEFORE THESE DATES ARE NON-COVERED AND FINANCIAL INSTITUTIONS ARE NOT REQUIRED TO REPORT THE COST BASIS. TAXPAYERS ARE RESPONSIBLE FOR ACCURATELY REPORTING COST BASIS ON COVERED AND NON-COVERED SECURITIES TO THE IRS ON THEIR TAX RETURNS.

EQUITIES.....	ACQUIRED ON OR AFTER JAN. 1, 2011
MUTUAL FUNDS, DIVIDEND REINVESTMENT PLANS (DRIPS) AND MOST ETFS.....	ACQUIRED ON OR AFTER JAN. 1, 2012
SIMPLE DEBT INSTRUMENTS AND OPTIONS.....	ACQUIRED ON OR AFTER JAN. 1, 2014
DEBT INSTRUMENTS WITH COMPLEX FEATURES.....	ACQUIRED ON OR AFTER JAN. 1, 2016

TAX LOT SELECTION METHOD

THE IRS REQUIRES THE USE OF A DEFAULT COST BASIS METHOD FOR CALCULATING GAINS AND LOSSES UNLESS A CLIENT OR ADVISOR ACTING ON THE CLIENT'S BEHALF CHOOSES ANOTHER METHOD. FOR EQUITIES, THE IRS DEFAULT SELECTION METHOD IS FIRST IN, FIRST OUT (FIFO). HOWEVER, PRIOR TO OCTOBER 1, 2017, REGIONS' DEFAULT SELECTION METHOD WAS LONG TERM, HIGH COST UNLESS THE CLIENT REQUESTED A DIFFERENT DEFAULT METHOD. EFFECTIVE OCTOBER 1, 2017, REGIONS' DEFAULT SELECTION METHOD IS MINIMIZE GAIN UNLESS THE CLIENT DIRECTS OTHERWISE. IF A CLIENT DESIRES A DIFFERENT DEFAULT SELECTION METHOD THAN MINIMIZE GAIN, THE CLIENT SHOULD CONTACT

Information (continued)

THEIR TRUST ADVISOR. CLIENTS CAN CHANGE THE DEFAULT SELECTION METHOD OR OVERRIDE IT FOR A SPECIFIC TRADE. AN ALTERNATE DEFAULT SELECTION METHOD MUST BE SPECIFIED EITHER AT THE TIME OF THE TRADE OR THROUGH A STANDING ORDER; HOWEVER, ONCE THE TRADE SETTLES, THE METHOD USED WILL BE FINAL AND CANNOT BE CHANGED.

FORM 1099-B

FINANCIAL INSTITUTIONS ARE REQUIRED TO INCLUDE COST BASIS, ACQUISITION DATE, WASH SALE DISALLOWED LOSS, AND HOLDING PERIOD INFORMATION FOR COVERED SECURITIES ON FORM 1099-B.

TRADE REQUESTS

REGIONS WEALTH MANAGEMENT PERFORMS TRADE REQUESTS AS AN ACCOMMODATION ONLY. REGIONS WEALTH MANAGEMENT ALLOWS THE USE OF ELECTRONIC COMMUNICATION (I.E., FAX OR EMAIL OR VOICEMAIL) BY ANY CUSTOMER TO REQUEST, AUTHORIZE OR EFFECT THE PURCHASE OR SALE OF SECURITIES. WE DO NOT GUARANTEE THAT ANY SUCH REQUEST WILL BE TIMELY PROCESSED. REGIONS WEALTH MANAGEMENT SHALL NOT BE RESPONSIBLE FOR CARRYING OUT SUCH ORAL OR WRITTEN (INCLUDING ELECTRONIC) INSTRUCTIONS UNTIL WE HAVE ACKNOWLEDGED RECEIPT OF SUCH INSTRUCTIONS.

ANNUAL NOTICE OF FEDERAL WITHHOLDING TAX ON PERIODIC PAYMENTS

IT IS NOT NECESSARY TO CONTACT REGIONS IF YOU DO NOT WISH TO MAKE A CHANGE IN THE AMOUNT CURRENTLY BEING WITHHELD. IF FEDERAL INCOME TAXES HAVE BEEN WITHHELD FROM THE PENSION PAYMENTS YOU ARE RECEIVING AND IF YOU DO NOT WISH TO HAVE TAXES WITHHELD, YOU SHOULD COMPLETE AN IRS FORM W-4P AND SUBMIT IT TO YOUR ACCOUNT RELATIONSHIP MANAGER. HOWEVER, IF YOU ELECT NOT TO HAVE WITHHOLDING APPLY TO YOUR PENSION PAYMENTS, OR IF YOU DO NOT HAVE ENOUGH FEDERAL INCOME TAX WITHHELD FROM YOUR PENSION PAYMENTS, YOU MAY BE RESPONSIBLE FOR PAYMENT OF ESTIMATED TAX. YOU MAY INCUR PENALTIES UNDER THE ESTIMATED TAX RULES IF YOUR WITHHOLDING AND ESTIMATED TAX PAYMENTS ARE NOT SUFFICIENT. IF FEDERAL INCOME TAXES ARE NOT BEING WITHHELD FROM YOUR PENSION PAYMENTS BECAUSE YOU HAVE ELECTED NOT TO HAVE WITHHOLDING APPLY AND IF YOU WISH TO REVOKE THAT ELECTION AND HAVE FEDERAL INCOME TAXES WITHHELD FROM YOUR PENSION PAYMENTS, YOU SHOULD COMPLETE AN IRS FORM W-4P AND SUBMIT TO YOUR RELATIONSHIP MANAGER. THESE FORMS MAY BE OBTAINED FROM THE INTERNAL REVENUE SERVICE WEBSITE, IRS.GOV (SELECT THE MORE FORMS AND PUBLICATIONS TAB AND FOLLOW THE INSTRUCTIONS TO FORM W-4P), OR BY CALLING THE IRS AT 1-800-829-1040. YOU MAY ALSO CONTACT YOUR ACCOUNT RELATIONSHIP MANAGER AND THEY WILL MAIL YOU THE FORM. IF YOU WISH TO CHANGE PREVIOUS ELECTION, PLEASE COMPLETE AND MAIL TO YOUR ACCOUNT RELATIONSHIP MANAGER. YOU SHOULD INDICATE ON FORM W-4P YOUR NAME, SOCIAL SECURITY NUMBER AND THE COMPANY FROM WHICH YOU ARE RETIRED, AS WELL AS YOUR WITHHOLDING ELECTION.

NOTICE OF LIMITATIONS PERIOD FOR BREACH OF TRUST ACTIONS

THIS NOTICE, AS WELL AS ANY EARLIER OR OTHER COMMUNICATION CONTAINING SUCH INFORMATION, SERVES TO ALERT PERSONS OR ENTITIES WITH AN INTEREST IN THIS ACCOUNT THAT (i) IN MANY STATES, INCLUDING THOSE LISTED BELOW, STATUTES OF LIMITATIONS PROVIDE THAT A BENEFICIARY OF A TRUST MAY NOT COMMENCE A PROCEEDING AGAINST A TRUSTEE FOR BREACH OF TRUST MORE THAN A CERTAIN PERIOD AFTER THE DATE THAT THE BENEFICIARY OR REPRESENTATIVE OF THE BENEFICIARY WAS SENT A REPORT* DISCLOSING ADEQUATE INFORMATION TO ALERT THE BENEFICIARY OR REPRESENTATIVE OF THE EXISTENCE OF A POTENTIAL CLAIM FOR BREACH OF TRUST; (ii) THIS STATEMENT IS A REPORT WITHIN THE MEANING OF SUCH STATUTES AS TO ALL INFORMATION CONTAINED HEREIN, INCLUDING, WITHOUT LIMITATION, THE COMPENSATION RECEIVED BY REGIONS BANK AND ITS AFFILIATES, INVESTMENTS MADE, HELD OR DISPOSED OF AND DISBURSEMENTS AND DISTRIBUTIONS MADE ON BEHALF OF THIS ACCOUNT; AND (iii) ANY PERSON OBJECTING TO ANY MATTER DISCLOSED IN THIS STATEMENT MAY BE

Information (continued)

REQUIRED BY SUCH STATUTES TO COMMENCE A PROCEEDING AGAINST REGIONS BANK WITHIN THE TIME ALLOWED BY LAW IN ORDER TO PRESERVE HIS, HER OR ITS RIGHTS TO BRING LEGAL ACTION RELATING TO SUCH OBJECTION. AN ACTION FOR BREACH OF TRUST BASED ON MATTERS DISCLOSED IN A TRUST ACCOUNTING OR OTHER WRITTEN REPORT OF THE TRUSTEE MAY BE SUBJECT TO A SPECIFIC STATUTE OF LIMITATIONS FROM THE SENDING OR RECEIPT OF THE TRUST ACCOUNTING OR OTHER WRITTEN REPORT, BASED ON THE PARTICULARS OF THE STATE STATUTE. ALSO, IN CERTAIN STATES (MARKED BELOW WITH [*]), THE EFFECT OF TRIGGERING THE STATUTE OF LIMITATIONS MAY POSSIBLY APPLY ONLY TO A STATEMENT OR REPORT THAT IS FINAL OR AT THE TERMINATION OF THE TRUST OR BENEFICIARY RELATIONSHIP. IN A STATE MARKED BELOW WITH [**], THE STATUTE OF LIMITATIONS MAY VARY, ACCORDING TO THE DATE THE TRUSTEESHIP WAS ACCEPTED OR THE DATE THE TRUST BECAME IRREVOCABLE. PLEASE NOTE THAT THE TIME ALLOWED FOR COMMENCING A PROCEEDING CONSISTS OF THE FOLLOWING PERIOD UNDER APPLICABLE STATE LAW: 6 MONTHS (FL); 1 YEAR (AR, MS, MO, SC, TN, IA, KY); 2 YEARS (AL, IL** GA, LA); 3 YEARS (IL**, IN*); 4 YEARS (TX); 5 YEARS (NC*). ADDITIONALLY, ACCOUNTS FOR WHICH REGIONS SERVES AS AGENT FOR AN INDIVIDUAL OR ENTITY AS PRINCIPAL, WHETHER THE PRINCIPAL SERVES IN AN INDIVIDUAL OR FIDUCIARY CAPACITY, LIKEWISE ARE SUBJECT TO APPLICABLE STATUTES OF LIMITATION. THIS STATEMENT, AS WELL AS ANY EARLIER OR OTHER COMMUNICATION CONTAINING SUCH INFORMATION, IS NOTICE AS TO ALL INFORMATION CONTAINED HEREIN, AND THE PRINCIPAL MAY BE REQUIRED BY SUCH STATUTES TO COMMENCE A PROCEEDING AGAINST REGIONS BANK WITHIN THE TIME ALLOWED BY LAW IN ORDER TO PRESERVE HIS, HER OR ITS RIGHTS TO BRING LEGAL ACTION RELATING TO ANY MATTER DISCLOSED IN THIS STATEMENT. THIS NOTICE IS FOR INFORMATIONAL PURPOSES ONLY AND IS NOT LEGAL ADVICE; PLEASE CONSULT YOUR ATTORNEY REGARDING ANY QUESTIONS ABOUT WHICH STATE LAW IS APPLICABLE AND ITS EFFECT.

S&P FIXED INCOME ASSET RATINGS:

REGARDING ANY PRESENTATION OF ASSET RATING INFORMATION PROVIDED BY STANDARD & POORS WITHIN THIS DOCUMENT, ALL INFORMATION IS COPYRIGHT © 2022, S&P GLOBAL MARKET INTELLIGENCE (AND ITS AFFILIATES AS APPLICABLE). REPRODUCTION OF ANY INFORMATION, OPINIONS, VIEWS, DATA OR MATERIAL, INCLUDING RATINGS (“CONTENT”) IN ANY FORM IS PROHIBITED EXCEPT WITH THE PRIOR WRITTEN PERMISSION OF THE RELEVANT PARTY. SUCH PARTY, ITS AFFILIATES AND SUPPLIERS (“CONTENT PROVIDERS”) DO NOT GUARANTEE THE ACCURACY, ADEQUACY, COMPLETENESS, TIMELINESS OR AVAILABILITY OF ANY CONTENT AND ARE NOT RESPONSIBLE FOR ANY ERRORS OR OMISSIONS (NEGLIGENT OR OTHERWISE), REGARDLESS OF THE CAUSE, OR FOR THE RESULTS OBTAINED FROM THE USE OF SUCH CONTENT. IN NO EVENT SHALL CONTENT PROVIDERS BE LIABLE FOR ANY DAMAGES, COSTS, EXPENSES, LEGAL FEES, OR LOSSES (INCLUDING LOST INCOME OR LOST PROFIT AND OPPORTUNITY COSTS) IN CONNECTION WITH ANY USE OF THE CONTENT. A REFERENCE TO A PARTICULAR INVESTMENT OR SECURITY, A RATING OR ANY OBSERVATION CONCERNING AN INVESTMENT THAT IS PART OF THE CONTENT IS NOT A RECOMMENDATION TO BUY, SELL OR HOLD SUCH INVESTMENT OR SECURITY, DOES NOT ADDRESS THE SUITABILITY OF AN INVESTMENT OR SECURITY AND SHOULD NOT BE RELIED ON AS INVESTMENT ADVICE. CREDIT RATINGS ARE STATEMENTS OF OPINIONS AND ARE NOT STATEMENTS OF FACT.

PERFORMANCE:

PERFORMANCE INFORMATION IS PROVIDED FOR THE SOLE USE OF THE INDIVIDUAL(S) IT IS PRESENTED TO. PERFORMANCE RESULTS CONTAINED IN THIS STATEMENT REFLECTS TRADING IN YOUR ACCOUNT(S) AND IS FOR INFORMATIONAL PURPOSES ONLY. RETURNS ARE CALCULATED USING A THIRD-PARTY VENDOR, SEI. PERFORMANCE INFORMATION MAY NOT REFLECT PERFORMANCE OF ALL ASSETS REFLECTED ON THIS STATEMENT AS SOME ASSETS MAY NOT BE SUBJECT TO OUR DISCRETIONARY AUTHORITY REGARDING INVESTMENT DECISIONS AND MAY BE EXCLUDED FROM THE INVESTMENT PERFORMANCE CALCULATIONS. FACTORS IMPACTING THE RETURNS INCLUDE INDIVIDUAL CLIENT RISK TOLERANCE,

Information (continued)

RESTRICTIONS A CLIENT MAY PLACE ON THE ACCOUNT, INVESTMENT OBJECTIVES, CHOICE OF BROKER/DEALER OR CUSTODIANS, AS WELL AS OTHER FACTORS. YOUR ACCOUNT(S) PERFORMANCE MAY DIFFER FROM THAT OF OTHER CLIENTS DUE TO, AMONG OTHER THINGS, COMMISSION, TIMING OF ORDER ENTRY, OR THE MANNER IN WHICH THE TRADES WERE EXECUTED. THE INFORMATION PRESENTED HAS BEEN OBTAINED FROM SOURCES BELIEVED TO BE ACCURATE AND RELIABLE. REGIONS CANNOT GUARANTEE THE ACCURACY OR COMPLETENESS OF SUCH INFORMATION AND ASSUMES NO LIABILITY FOR DAMAGES RESULTING FROM OR ARISING OUT OF THE USE OF SUCH INFORMATION. FOR PRIVATE WEALTH AND INSTITUTIONAL SERVICES ACCOUNTS PERFORMANCE IS PRESENTED AS NET OF FEES PERFORMANCE, THEREBY FEES (AND TRADING COMMISSIONS) ARE REFLECTED IN THE DATA. THE FEE SCHEDULE IS DESCRIBED IN YOUR INVESTMENT MANAGEMENT CONTRACT.

PAST PERFORMANCE IS NOT INDICATIVE OF FUTURE RETURNS. CURRENT PERFORMANCE MAY BE LOWER OR HIGHER THAN THE PERFORMANCE DATA PRESENTED. THE INVESTMENT RETURN AND PRINCIPAL VALUE OF AN INVESTMENT WILL FLUCTUATE SO THAT, WHEN REDEEMED, IT MAY BE WORTH MORE OR LESS THAN THE ORIGINAL VALUE. IT SHOULD NOT BE ASSUMED THAT RECOMMENDATIONS MADE IN THE FUTURE WILL BE PROFITABLE OR WILL EQUAL THE PERFORMANCE OF THE SECURITIES PRESENTED HEREIN. SECURITIES ARE NOT FDIC INSURANCE, HAVE NO BANK GUARANTEE, AND MAY LOSE VALUE.

TRADE ERROR CORRECTION:

FROM TIME TO TIME ERRORS MAY OCCUR IN THE EXECUTION OF TRADES FOR YOUR ACCOUNT. WHEN RESPONSIBLE FOR SUCH AN ERROR, REGIONS WILL NOTIFY YOU AND WILL CORRECT ANY ERROR AS SOON AS ADMINISTRATIVELY FEASIBLE BY ADDRESSING ANY LOSSES AND PUTTING YOUR ACCOUNT INTO THE SAME POSITION AS IF THE ERROR HAD NOT OCCURRED. WHERE ADMINISTRATIVELY FEASIBLE, ANY GAINS RESULTING FROM THE ERROR MAY BE RETAINED IN YOUR ACCOUNT. TRADING ERRORS WILL NOT OTHERWISE BE REFLECTED IN YOUR STATEMENT IF CORRECTED WITHIN 30 DAYS OR WITHIN THE SAME MONTHLY STATEMENT CYCLE.

PFM Consolidated Statement



Customer Service
PO Box 11813
Harrisburg, PA 17108-1813

ACCOUNT STATEMENT

For the Month Ending
July 31, 2024

CITY OF DORAL

Client Management Team

Scott Sweeten, BCM, CFS

Sr. Managing Consultant
225 E. Robinson Street
Orlando, FL 32801
407-406-5754
sweetens@pfmam.com

Richard Pengelly, CFA, CIMA, CTP

Managing Director
225 E. Robinson Street
Orlando, FL 32801
407-406-5766
pengellyr@pfmam.com

Contents

- Cover/Disclosures
- Summary Statement
- Individual Accounts

Accounts included in Statement

[REDACTED]	CITY OF DORAL GENERAL FUND
[REDACTED]	CITY OF DORAL STORM WATER PORTFOLIO
[REDACTED]	CITY OF DORAL TRANSPORTATION
[REDACTED]	CITY OF DORAL GO BOND SERIES 2021

CITY OF DORAL
SOLANGEL PEREZ
8401 NORTHWEST 53RD TERRACE
SUITE 100
DORAL, FL 33166

Online Access <https://www.pfmam.com> **Customer Service** 1-717-232-2723

Important Disclosures

Important Disclosures

This statement is for general information purposes only and is not intended to provide specific advice or recommendations. PFM Asset Management LLC ("PFMAM") is an investment adviser registered with the U.S. Securities and Exchange Commission and a subsidiary of U.S. Bancorp Asset Management, Inc. ("USBAM"). USBAM is a subsidiary of U.S. Bank National Association ("U.S. Bank"). U.S. Bank is a separate entity and subsidiary of U.S. Bancorp. U.S. Bank is not responsible for and does not guarantee the products, services or performance of PFMAM. PFMAM maintains a written disclosure statement of our background and business experience. If you would like to receive a copy of our current disclosure statement, please contact Service Operations at the address below.

Proxy Voting PFMAM does not normally receive proxies to vote on behalf of its clients. However, it does on occasion receive consent requests. In the event a consent request is received the portfolio manager contacts the client and then proceeds according to their instructions. PFMAM's Proxy Voting Policy is available upon request by contacting Service Operations at the address below.

Questions About an Account PFMAM's monthly statement is intended to detail our investment advisory activity as well as the activity of any accounts held by clients in pools that are managed by PFMAM. The custodian bank maintains the control of assets and executes (i.e., settles) all investment transactions. The custodian statement is the official record of security and cash holdings and transactions. PFMAM recognizes that clients may use these reports to facilitate record keeping and that the custodian bank statement and the PFMAM statement should be reconciled and differences resolved. Many custodians use a settlement date basis which may result in the need to reconcile due to a timing difference.

Account Control PFMAM does not have the authority to withdraw funds from or deposit funds to the custodian outside the scope of services provided by PFMAM. Our clients retain responsibility for their internal accounting policies; implementing and enforcing internal controls and generating ledger entries or otherwise recording transactions.

Market Value Generally, PFMAM's market prices are derived from closing bid prices as of the last business day of the month as supplied by Refinitiv or Bloomberg. For certain short-term investments or where prices are not available from generally recognized sources the securities are priced using a yield-based matrix system to arrive at an estimated market value. Prices that fall between data points are interpolated. Non-negotiable FDIC-insured bank certificates of deposit are priced at par. Although PFMAM believes the prices to be reliable, the values of the securities may not represent the prices at which the securities could have been bought or sold. Explanation of the valuation methods for a registered investment company or local government investment program is contained in the appropriate fund offering documentation or information statement.

Amortized Cost The original cost of the principal of the security is adjusted for the amount of the periodic reduction of any discount or premium from the purchase date until the date of the report. Discount or premium with respect to short term securities (those with less than one year to maturity at time of issuance) is amortized on a straightline basis. Such discount or premium with respect to longer term securities is amortized using the constant yield basis.

Tax Reporting Cost data and realized gains / losses are provided for informational purposes only. Please review for accuracy and consult your tax advisor to determine the tax consequences of your security transactions. PFMAM does not report such information to the IRS or other taxing authorities and is not responsible for the accuracy of such information that may be required to be reported to federal, state or other taxing authorities.

Financial Situation In order to better serve you, PFMAM should be promptly notified of any material change in your investment objective or financial situation.

Callable Securities Securities subject to redemption prior to maturity may be redeemed in whole or in part before maturity, which could affect the yield represented.

Portfolio The securities in this portfolio, including shares of mutual funds, are not guaranteed or otherwise protected by PFMAM, the FDIC (except for certain non-negotiable certificates of deposit) or any government agency. Investment in securities involves risks, including the possible loss of the amount invested. Actual settlement values, accrued interest, and amortized cost amounts may vary for securities subject to an adjustable interest rate or subject to principal paydowns. Any changes to the values shown may be reflected within the next monthly statement's beginning values.

Rating Information provided for ratings is based upon a good faith inquiry of selected sources, but its accuracy and completeness cannot be guaranteed.

Shares of some local government investment programs and TERM funds are marketed through representatives of PFMAM's affiliate, PFM Fund Distributors, Inc. which is registered with the SEC as a broker/dealer and is a member of the Financial Industry Regulatory Authority ("FINRA") and the Municipal Securities Rulemaking Board ("MSRB"). You may reach the FINRA by calling the FINRA Hotline at 1-800-289-9999 or at the FINRA website address <https://www.finra.org/investors/investor-contacts>. A brochure describing the FINRA Regulation Public Disclosure Program is also available from FINRA upon request.

Key Terms and Definitions

Dividends on local government investment program funds consist of interest earned, plus any discount ratably amortized to the date of maturity, plus all realized gains and losses on the sale of securities prior to maturity, less ratably amortization of any premium and all accrued expenses to the fund. Dividends are accrued daily and may be paid either monthly or quarterly. The monthly earnings on this statement represent the estimated dividend accrued for the month for any program that distributes earnings on a quarterly basis. There is no guarantee that the estimated amount will be paid on the actual distribution date.

Current Yield is the net change, exclusive of capital changes and income other than investment income, in the value of a hypothetical fund account with a balance of one share over the seven-day base period including the statement date, expressed as a percentage of the value of one share (normally \$1.00 per share) at the beginning of the seven-day period. This resulting net change in account value is then annualized by multiplying it by

365 and dividing the result by 7. The yields quoted should not be considered a representation of the yield of the fund in the future, since the yield is not fixed.

Average maturity represents the average maturity of all securities and investments of a portfolio, determined by multiplying the par or principal value of each security or investment by its maturity (days or years), summing the products, and dividing the sum by the total principal value of the portfolio. The stated maturity date of mortgage backed or callable securities are used in this statement. However the actual maturity of these securities could vary depending on the level or prepayments on the underlying mortgages or whether a callable security has or is still able to be called.

Monthly distribution yield represents the net change in the value of one share (normally \$1.00 per share) resulting from all dividends declared during the month by a fund expressed as a percentage of the value of one share at the beginning of the month. This resulting net change is then annualized by multiplying it by 365 and dividing it by the number of calendar days in the month.

YTM at Cost The yield to maturity at cost is the expected rate of return, based on the original cost, the annual interest receipts, maturity value and the time period from purchase date to maturity, stated as a percentage, on an annualized basis.

YTM at Market The yield to maturity at market is the rate of return, based on the current market value, the annual interest receipts, maturity value and the time period remaining until maturity, stated as a percentage, on an annualized basis.

Managed Account A portfolio of investments managed discretely by PFMAM according to the client's specific investment policy and requirements. The investments are directly owned by the client and held by the client's custodian.

Unsettled Trade A trade which has been executed however the final consummation of the security transaction and payment has not yet taken place.

Please review the detail pages of this statement carefully. If you think your statement is wrong, missing account information, or if you need more information about a transaction, please contact PFMAM within 60 days of receipt. If you have other concerns or questions regarding your account, or to request an updated copy of PFMAM's current disclosure statement, please contact a member of your client management team at PFMAM Service Operations at the address below.

PFM Asset Management LLC
Attn: Service Operations
213 Market Street
Harrisburg, PA 17101

NOT FDIC INSURED NO BANK GUARANTEE MAY LOSE VALUE

Consolidated Summary Statement

CITY OF DORAL

Portfolio Summary		
Portfolio Holdings	Cash Dividends and Income	Closing Market Value
PFMAM Managed Account	388,720.30	92,418,268.66
Total	\$388,720.30	\$92,418,268.66

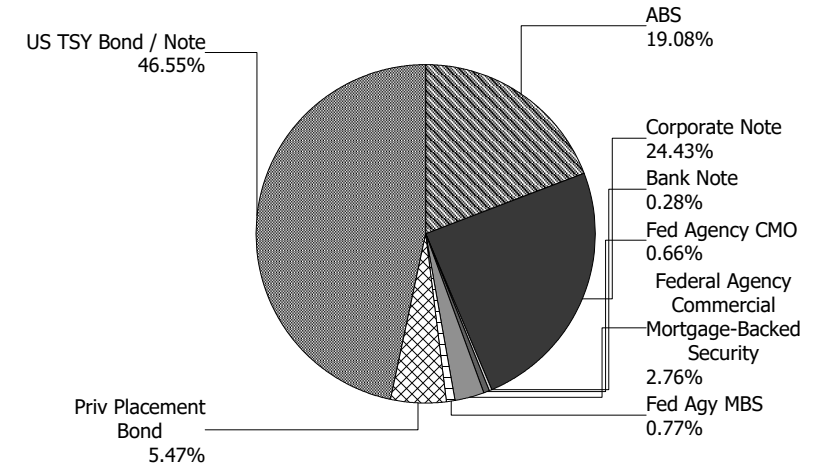
Investment Allocation		
Investment Type	Closing Market Value	Percent
Asset-Backed Security	17,637,613.53	19.08
Corporate Note	22,573,960.27	24.43
Bank Note	257,339.12	0.28
Federal Agency Collateralized Mortgage Obligation	611,879.64	0.66
Federal Agency Commercial Mortgage-Backed Security	2,552,741.57	2.76
Federal Agency Mortgage-Backed Security	714,825.37	0.77
Corporate Note	5,059,875.59	5.47
U.S. Treasury Bond / Note	43,010,033.57	46.55
Total	\$92,418,268.66	100.00%

Maturity Distribution (Fixed Income Holdings)

Portfolio Holdings	Closing Market Value	Percent
Under 30 days	149,974.96	0.15
31 to 60 days	0.00	0.00
61 to 90 days	0.00	0.00
91 to 180 days	108,028.31	0.12
181 days to 1 year	1,437,340.34	1.56
1 to 2 years	32,216,312.40	34.86
2 to 3 years	44,360,986.97	48.00
3 to 4 years	7,390,565.13	8.00
4 to 5 years	5,428,355.54	5.87
Over 5 years	1,326,705.01	1.44
Total	\$92,418,268.66	100.00%

Weighted Average Days to Maturity 968

Sector Allocation



Consolidated Summary Statement

CITY OF DORAL

Account Number	Account Name	Opening Market Value	Purchases / Deposits	Redemptions / Sales/ Maturities	Unsettled Trades	Change in Value	Closing Market Value	Cash Dividends and Income
██████	CITY OF DORAL GENERAL FUND	69,922,884.76	3,261,266.06	(3,271,022.54)	309,990.70	556,274.45	70,779,393.43	309,366.73
██████	CITY OF DORAL STORM WATER PORTFOLIO	9,269,402.61	535,215.58	(469,447.65)	39,998.80	74,713.77	9,449,883.11	32,503.02
██████	CITY OF DORAL TRANSPORTATION	11,962,724.39	685,271.19	(609,569.78)	54,998.35	95,567.97	12,188,992.12	45,044.10
██████	CITY OF DORAL GO BOND SERIES 2021	0.00	0.00	0.00	0.00	0.00	0.00	1,806.45
Total		\$91,155,011.76	\$4,481,752.83	(\$4,350,039.97)	\$404,987.85	\$726,556.19	\$92,418,268.66	\$388,720.30

Managed Account Summary Statement

For the Month Ending **July 31, 2024**

CITY OF DORAL GENERAL FUND - [REDACTED]

Transaction Summary - Managed Account

Opening Market Value	\$69,922,884.76
Maturities/Calls	(350,648.98)
Principal Dispositions	(2,920,373.56)
Principal Acquisitions	3,261,266.06
Unsettled Trades	309,990.70
Change in Current Value	556,274.45
Closing Market Value	\$70,779,393.43

Cash Transactions Summary - Managed Account

Maturities/Calls	0.00
Sale Proceeds	2,945,734.77
Coupon/Interest/Dividend Income	298,541.00
Principal Payments	350,648.98
Security Purchases	(3,264,703.22)
Net Cash Contribution	0.00
Reconciling Transactions	0.00

Earnings Reconciliation (Cash Basis) - Managed Account

Interest/Dividends/Coupons Received	323,902.21
Less Purchased Interest Related to Interest/Coupons	(3,437.16)
Plus Net Realized Gains/Losses	(11,098.32)
Total Cash Basis Earnings	\$309,366.73

Cash Balance

Closing Cash Balance **\$376,148.44**

Earnings Reconciliation (Accrual Basis)

	Total
Ending Amortized Value of Securities	70,734,436.78
Ending Accrued Interest	589,240.74
Plus Proceeds from Sales	2,945,734.77
Plus Proceeds of Maturities/Calls/Principal Payments	350,648.98
Plus Coupons/Dividends Received	298,541.00
Less Cost of New Purchases	(3,574,693.92)
Less Beginning Amortized Value of Securities	(70,445,075.01)
Less Beginning Accrued Interest	(652,289.75)
Total Accrual Basis Earnings	\$246,543.59

Portfolio Summary and Statistics

For the Month Ending **July 31, 2024**

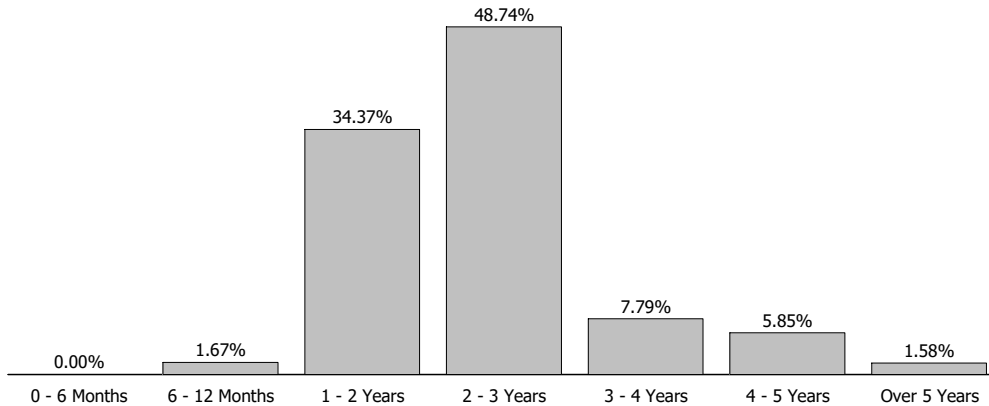
CITY OF DORAL GENERAL FUND - [REDACTED]

Account Summary

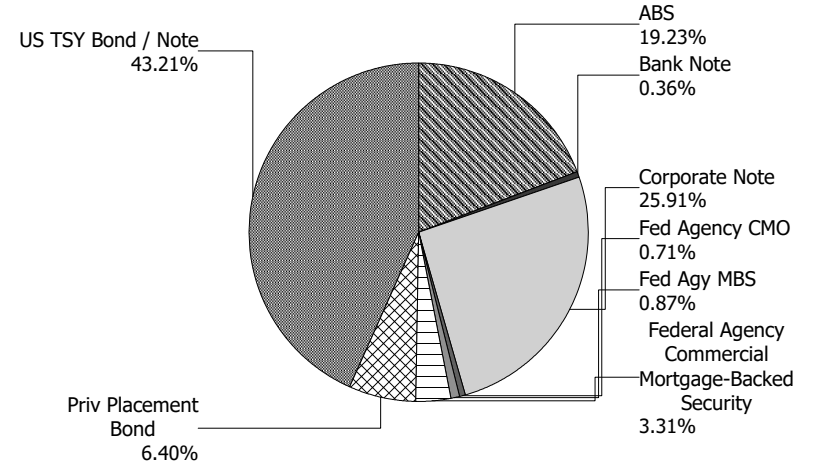
Description	Par Value	Market Value	Percent
U.S. Treasury Bond / Note	30,605,000.00	30,584,344.50	43.21
Federal Agency Mortgage-Backed Security	630,524.00	618,884.17	0.87
Federal Agency Commercial Mortgage-Backed Security	2,422,165.34	2,340,334.03	3.31
Federal Agency Collateralized Mortgage Obligation	513,502.41	499,935.32	0.71
Corporate Note	22,770,000.00	22,869,245.05	32.31
Bank Note	255,000.00	257,339.12	0.36
Asset-Backed Security	13,660,440.73	13,609,311.24	19.23
Managed Account Sub-Total	70,856,632.48	70,779,393.43	100.00%
Accrued Interest		589,240.74	
Total Portfolio	70,856,632.48	71,368,634.17	

Unsettled Trades **310,000.00** **311,138.32**

Maturity Distribution



Sector Allocation



Characteristics

Yield to Maturity at Cost	4.46%
Yield to Maturity at Market	4.44%
Weighted Average Days to Maturity	977

Managed Account Issuer Summary

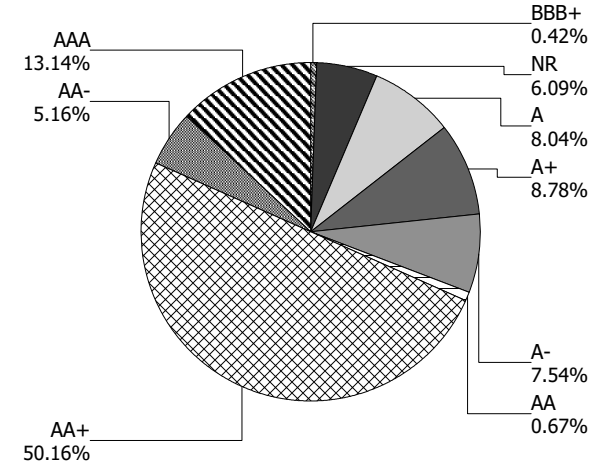
For the Month Ending **July 31, 2024**

CITY OF DORAL GENERAL FUND - [REDACTED]

Issuer Summary

Issuer	Market Value of Holdings	Percent
3M COMPANY	294,352.80	0.42
ADOBE INC	216,920.38	0.31
ALLY AUTO RECEIVABLES TRUST	483,879.57	0.68
AMERICAN EXPRESS CO	507,778.16	0.72
AMERICAN HONDA FINANCE	453,313.54	0.64
ANZ BANKING GROUP LTD	527,899.05	0.75
ASTRAZENECA PLC	251,234.75	0.35
BANK OF AMERICA CO	1,628,781.09	2.30
BANK OF MONTREAL	328,208.73	0.46
BANK OF NOVA SCOTIA	498,512.50	0.70
BLACKROCK INC	337,091.41	0.48
BMW FINANCIAL SERVICES NA LLC	543,437.10	0.77
BMW VEHICLE OWNER TRUST	526,590.35	0.74
BP PLC	400,564.37	0.57
BPCE GROUP	251,083.25	0.35
BRIGHTHOUSE FINANCIAL GLOBAL F	312,161.63	0.44
BRISTOL-MYERS SQUIBB CO	105,738.89	0.15
CANADIAN IMPERIAL BANK OF COMMERCE	450,921.42	0.64
CAPITAL ONE FINANCIAL CORP	821,048.20	1.16
CARMAX AUTO OWNER TRUST	936,752.29	1.32
CATERPILLAR INC	500,444.50	0.71
CHASE AUTO OWNER TRUST	130,584.31	0.18
CHASE ISSURANCE	606,531.48	0.86
CISCO SYSTEMS INC	327,662.08	0.46
CITIGROUP INC	514,567.31	0.73
CNH EQUIPMENT TRUST	553,225.06	0.78
CONFEDERATION NATIONALE DU CRE	501,936.50	0.71
CREDIT AGRICOLE SA	518,605.00	0.73
DAIMLER TRUCKS RETAIL TRUST	365,226.04	0.52
DEERE & COMPANY	422,966.04	0.60
DIAGEO CAPITAL PLC	319,184.78	0.45
DISCOVER FINANCIAL SERVICES	886,872.66	1.25

Credit Quality (S&P Ratings)



Managed Account Issuer Summary

For the Month Ending **July 31, 2024**

CITY OF DORAL GENERAL FUND - [REDACTED]

Issuer	Market Value of Holdings	Percent
ELI LILLY & CO	335,222.11	0.47
FANNIE MAE	850,613.81	1.20
FIFTH THIRD AUTO TRUST	478,326.43	0.68
FORD CREDIT AUTO OWNER TRUST	244,634.22	0.35
FREDDIE MAC	2,059,236.89	2.91
GM FINANCIAL CONSUMER AUTOMOBILE TRUST	438,326.62	0.62
GOLDMAN SACHS GROUP INC	417,211.54	0.59
GOVERNMENT NATIONAL MORTGAGE ASSOCIATION	549,302.82	0.78
HARLEY-DAVIDSON MOTORCYCLE TRUST	137,342.01	0.19
HOME DEPOT INC	115,800.63	0.16
HONDA AUTO RECEIVABLES	534,178.27	0.75
HONEYWELL INTERNATIONAL	311,138.32	0.44
HORMEL FOODS CORP	170,989.06	0.24
HUNTINGTON BANCSHARES INC/OH	155,983.97	0.22
HYUNDAI AUTO RECEIVABLES	608,992.63	0.86
JOHN DEERE OWNER TRUST	1,199,562.64	1.69
JP MORGAN CHASE & CO	688,826.13	0.97
KUBOTA CREDIT OWNER TRUST	918,977.30	1.30
LINDE PLC	504,358.65	0.71
MASSMUTUAL GLOBAL FUNDING	779,793.41	1.10
MERCEDES-BENZ AUTO RECEIVABLES	564,229.09	0.80
MERCEDES-BENZ GROUP AG	528,164.25	0.75
METLIFE INC	705,185.12	1.00
MORGAN STANLEY	517,753.41	0.73
NATIONAL AUSTRALIA BANK LTD	451,004.40	0.64
NATIONAL RURAL UTILITIES CO FINANCE CORP	512,909.04	0.72
NEW YORK LIFE INSURANCE COMPANY	507,102.50	0.72
NORTHWESTERN MUTUAL GLBL NOTES	177,101.40	0.25
PACCAR FINANCIAL CORP	192,407.11	0.27
PACIFIC LIFE	91,362.24	0.13
PEPSICO INC	146,890.08	0.21
PNC FINANCIAL SERVICES GROUP	194,865.70	0.28
PORSCHE FINANCIAL AUTO SECURIT	204,369.77	0.29

Managed Account Issuer Summary

For the Month Ending **July 31, 2024**

CITY OF DORAL GENERAL FUND - [REDACTED]

Issuer	Market Value of Holdings	Percent
PRINCIPAL FINANCIAL GROUP INC	225,960.08	0.32
PROTECTIVE LIFE	522,255.06	0.74
PRUDENTIAL FINANCIAL INC	153,388.16	0.22
RABOBANK NEDERLAND	306,247.45	0.43
ROCHE HOLDINGS INC	475,543.18	0.67
ROYAL BANK OF CANADA	503,866.50	0.71
STATE STREET CORPORATION	902,325.26	1.27
SUMITOMO MITSUI TRUST HOLDINGS INC	278,936.08	0.39
SVENSKA HANDELSBANKEN AB	283,322.76	0.40
TEXAS INSTRUMENTS INC	325,977.28	0.46
THE BANK OF NEW YORK MELLON CORPORATION	466,885.11	0.66
TORONTO-DOMINION BANK	505,894.50	0.71
TOYOTA MOTOR CORP	1,297,469.28	1.83
UNITED STATES TREASURY	30,584,344.50	43.22
UNITEDHEALTH GROUP INC	530,916.90	0.75
VOLKSWAGEN AUTO LEASE TURST	22,352.52	0.03
VOLKSWAGEN OF AMERICA	82,453.69	0.12
WELLS FARGO & COMPANY	892,417.40	1.26
WESTPAC BANKING CORP	252,036.50	0.36
WORLD OMNI AUTO REC TRUST	350,564.41	0.50
Total	\$70,779,393.43	100.00%

Managed Account Detail of Securities Held

For the Month Ending **July 31, 2024**

CITY OF DORAL GENERAL FUND - [REDACTED]

Security Type/Description	Dated Date/Coupon/Maturity	CUSIP	Par	S&P Rating	Moody's Rating	Trade Date	Settle Date	Original Cost	YTM at Cost	Accrued Interest	Amortized Cost	Market Value
U.S. Treasury Bond / Note												
US TREASURY NOTES DTD 10/15/2022 4.250% 10/15/2025		91282CFP1	100,000.00	AA+	Aaa	11/02/22	11/04/22	99,343.75	4.49	1,254.10	99,731.64	99,578.12
US TREASURY NOTES DTD 10/15/2022 4.250% 10/15/2025		91282CFP1	105,000.00	AA+	Aaa	05/13/24	05/15/24	103,896.68	5.02	1,316.80	104,062.82	104,557.03
US TREASURY NOTES DTD 11/15/2022 4.500% 11/15/2025		91282CFW6	2,150,000.00	AA+	Aaa	12/05/22	12/07/22	2,172,087.89	4.12	20,506.79	2,159,686.59	2,147,648.33
US TREASURY NOTES DTD 12/15/2022 4.000% 12/15/2025		91282CGA3	1,370,000.00	AA+	Aaa	01/05/23	01/06/23	1,363,042.97	4.18	7,037.16	1,366,754.68	1,360,367.26
US TREASURY NOTES DTD 01/15/2023 3.875% 01/15/2026		91282CGE5	1,820,000.00	AA+	Aaa	01/30/23	02/01/23	1,815,521.09	3.96	3,257.95	1,817,791.68	1,803,790.72
US TREASURY NOTES DTD 02/15/2023 4.000% 02/15/2026		91282CGL9	495,000.00	AA+	Aaa	04/18/23	04/20/23	495,290.04	3.98	9,138.46	495,158.23	491,596.87
US TREASURY NOTES DTD 02/15/2023 4.000% 02/15/2026		91282CGL9	1,705,000.00	AA+	Aaa	03/02/23	03/06/23	1,675,562.11	4.63	31,476.92	1,689,611.39	1,693,278.13
US TREASURY NOTES DTD 04/15/2023 3.750% 04/15/2026		91282CGV7	145,000.00	AA+	Aaa	04/25/24	04/29/24	141,629.88	5.01	1,604.51	142,072.33	143,504.69
US TREASURY NOTES DTD 04/15/2023 3.750% 04/15/2026		91282CGV7	2,415,000.00	AA+	Aaa	05/01/23	05/03/23	2,409,339.84	3.83	26,723.36	2,411,734.12	2,390,095.31
US TREASURY NOTES DTD 05/15/2023 3.625% 05/15/2026		91282CHB0	3,025,000.00	AA+	Aaa	06/01/23	06/05/23	2,994,159.18	4.00	23,242.36	3,006,294.68	2,987,187.50
US TREASURY NOTES DTD 06/15/2023 4.125% 06/15/2026		91282CHH7	780,000.00	AA+	Aaa	06/28/23	06/29/23	774,607.03	4.38	4,131.76	776,595.75	777,318.75
US TREASURY NOTES DTD 07/15/2023 4.500% 07/15/2026		91282CHM6	1,265,000.00	AA+	Aaa	08/01/23	08/03/23	1,262,628.12	4.57	2,629.69	1,263,429.76	1,269,941.34
US TREASURY NOTES DTD 08/15/2023 4.375% 08/15/2026		91282CHU8	1,070,000.00	AA+	Aaa	09/06/23	09/11/23	1,059,801.56	4.73	21,605.77	1,062,902.11	1,072,173.38
US TREASURY NOTES DTD 09/15/2023 4.625% 09/15/2026		91282CHY0	310,000.00	AA+	Aaa	10/03/23	10/05/23	307,783.99	4.89	5,415.52	308,371.70	312,373.42

Managed Account Detail of Securities Held

For the Month Ending **July 31, 2024**

CITY OF DORAL GENERAL FUND - [REDACTED]

Security Type/Description Dated Date/Coupon/Maturity	CUSIP	Par	S&P Rating	Moody's Rating	Trade Date	Settle Date	Original Cost	YTM at Cost	Accrued Interest	Amortized Cost	Market Value
U.S. Treasury Bond / Note											
US TREASURY NOTES DTD 10/15/2023 4.625% 10/15/2026	91282CJC6	870,000.00	AA+	Aaa	11/07/23	11/09/23	868,844.53	4.67	11,873.36	869,116.56	877,340.63
US TREASURY N/B NOTES DTD 11/15/2023 4.625% 11/15/2026	91282CJK8	1,695,000.00	AA+	Aaa	12/07/23	12/11/23	1,708,970.51	4.32	16,616.07	1,706,062.62	1,710,625.87
US TREASURY N/B NOTES DTD 12/15/2023 4.375% 12/15/2026	91282CJP7	3,695,000.00	AA+	Aaa	01/02/24	01/04/24	3,723,434.18	4.10	20,759.14	3,718,158.02	3,711,165.63
US TREASURY N/B NOTES DTD 01/15/2024 4.000% 01/15/2027	91282CJT9	1,210,000.00	AA+	Aaa	02/01/24	02/05/24	1,211,181.64	3.96	2,235.87	1,210,994.78	1,205,273.50
US TREASURY N/B NOTES DTD 02/15/2024 4.125% 02/15/2027	91282CKA8	2,080,000.00	AA+	Aaa	03/05/24	03/07/24	2,067,812.50	4.34	39,600.00	2,069,395.56	2,078,700.00
US TREASURY N/B NOTES DTD 03/15/2024 4.250% 03/15/2027	91282CKE0	500,000.00	AA+	Aaa	04/02/24	04/05/24	496,425.78	4.51	8,026.49	496,792.82	501,640.60
US TREASURY N/B NOTES DTD 04/15/2024 4.500% 04/15/2027	91282CKJ9	1,200,000.00	AA+	Aaa	05/02/24	05/06/24	1,191,421.88	4.76	15,934.43	1,192,071.56	1,211,625.00
US TREASURY N/B NOTES DTD 05/15/2024 4.500% 05/15/2027	91282CKR1	1,000,000.00	AA+	Aaa	06/05/24	06/06/24	998,554.69	4.55	9,538.04	998,624.89	1,010,312.50
US TREASURY N/B NOTES DTD 06/15/2024 4.625% 06/15/2027	91282CKV2	1,600,000.00	AA+	Aaa	07/01/24	07/02/24	1,601,312.50	4.60	9,502.73	1,601,278.40	1,624,249.92
Security Type Sub-Total		30,605,000.00					30,542,652.34	4.27	293,427.28	30,566,692.69	30,584,344.50
Federal Agency Mortgage-Backed Security											
FANNIE MAE POOL FM4174 DTD 09/01/2020 3.000% 11/01/2032	3140X7T82	203,662.35	AA+	Aaa	09/08/20	09/18/20	215,977.57	2.42	509.16	212,046.83	197,734.67
FN BM4614 DTD 10/01/2018 3.000% 03/01/2033	3140J9DU2	129,744.48	AA+	Aaa	08/03/21	08/17/21	138,258.97	2.35	324.36	136,076.80	124,015.33
FN FM5616 DTD 01/01/2021 3.000% 12/01/2034	3140X9G25	172,260.52	AA+	Aaa	09/16/21	09/21/21	182,192.43	2.49	430.65	180,038.70	163,548.61
FANNIE MAE POOL FN 885671 DTD 10/01/2006 6.500% 10/01/2036	31410C6G2	1,049.99	AA+	Aaa	01/29/16	01/29/16	1,049.99	6.50	5.69	1,049.99	1,113.83

Managed Account Detail of Securities Held

For the Month Ending **July 31, 2024**

CITY OF DORAL GENERAL FUND - [REDACTED]

Security Type/Description Dated Date/Coupon/Maturity	CUSIP	Par	S&P Rating	Moody's Rating	Trade Date	Settle Date	Original Cost	YTM at Cost	Accrued Interest	Amortized Cost	Market Value
Federal Agency Mortgage-Backed Security											
FANNIE MAE POOL FN 899203 DTD 11/01/2006 6.500% 10/01/2036	31410WAC2	11,407.24	AA+	Aaa	01/29/16	01/29/16	11,407.24	6.50	61.79	11,407.24	12,097.86
FANNIE MAE POOL FN 899273 DTD 11/01/2006 6.500% 11/01/2036	31410WCJ5	5,653.90	AA+	Aaa	01/29/16	01/29/16	5,653.46	6.50	30.63	5,653.64	5,997.67
GINNIE MAE I POOL 668892 DTD 06/01/2007 7.500% 06/01/2037	36295FC51	72,111.81	AA+	Aaa	01/29/16	01/29/16	72,111.81	7.50	450.70	72,111.81	77,317.81
FANNIE MAE POOL FN 946318 DTD 08/01/2007 6.500% 09/01/2037	31413HYP7	396.42	AA+	Aaa	01/29/16	01/29/16	396.42	6.50	2.15	396.42	421.39
GINNIE MAE I POOL 662584 DTD 09/01/2007 6.500% 09/01/2037	36294XCV6	11,677.81	AA+	Aaa	01/29/16	01/29/16	11,677.81	6.50	63.25	11,677.81	12,665.82
FANNIE MAE POOL FN 956412 DTD 11/01/2007 6.500% 11/01/2037	31413VAM9	1,759.88	AA+	Aaa	01/29/16	01/29/16	1,759.88	6.50	9.53	1,759.88	1,870.80
GINNIE MAE I POOL 677536 DTD 11/01/2007 6.500% 11/01/2037	36295QV56	4,194.65	AA+	Aaa	01/29/16	01/29/16	4,194.65	6.50	22.72	4,194.65	4,409.38
GINNIE MAE II POOL 4117 DTD 04/01/2008 7.000% 04/01/2038	36202ESE0	11,417.08	AA+	Aaa	01/29/16	01/29/16	11,417.08	7.00	66.60	11,417.08	12,080.01
GINNIE MAE II POOL 4262 DTD 10/01/2008 7.000% 10/01/2038	36202EWX3	5,187.87	AA+	Aaa	01/29/16	01/29/16	5,187.87	7.00	30.26	5,187.87	5,610.99
Security Type Sub-Total		630,524.00					661,285.18	3.44	2,007.49	653,018.72	618,884.17

Federal Agency Commercial Mortgage-Backed Security											
FHMS K052 A2 DTD 02/10/2016 3.151% 11/01/2025	3137BMTX4	690,000.00	AA+	Aaa	03/28/23	03/31/23	669,192.19	4.39	1,811.83	679,948.02	675,011.74
FHMS K057 A2 DTD 09/28/2016 2.570% 07/01/2026	3137BROJ7	355,000.00	AA+	Aaa	03/02/23	03/07/23	330,122.27	4.86	760.29	340,652.20	341,610.82
FHMS K736 A2 DTD 09/01/2019 2.282% 07/01/2026	3137FNWX4	370,000.00	AA+	Aaa	10/05/23	10/11/23	343,305.08	5.13	703.62	351,227.62	354,412.00

Managed Account Detail of Securities Held

For the Month Ending **July 31, 2024**

CITY OF DORAL GENERAL FUND - [REDACTED]

Security Type/Description	Dated Date/Coupon/Maturity	CUSIP	Par	S&P Rating	Moody's Rating	Trade Date	Settle Date	Original Cost	YTM at Cost	Accrued Interest	Amortized Cost	Market Value
Federal Agency Commercial Mortgage-Backed Security												
FNA 2016-M12 A2 DTD 11/30/2016 2.443% 09/01/2026		3136AUKX8	358,759.61	AA+	Aaa	11/20/23	11/27/23	334,739.55	5.05	730.38	340,482.58	343,813.65
FHMS K067 A2 DTD 09/28/2017 3.194% 07/01/2027		3137FAWS3	370,000.00	AA+	Aaa	06/24/24	06/27/24	353,003.13	4.84	984.82	353,544.43	356,104.49
FHMS K092 A1 DTD 05/31/2019 3.125% 10/01/2028		3137FLYU2	278,405.73	AA+	Aaa	10/25/23	10/30/23	261,973.26	4.46	725.01	264,267.12	269,381.33
Security Type Sub-Total			2,422,165.34					2,292,335.48	4.74	5,715.95	2,330,121.97	2,340,334.03
Federal Agency Collateralized Mortgage Obligation												
Government National Mortgage Association DTD 09/26/2008 6.000% 09/01/2038		38375YEK4	12,101.78	AA+	Aaa	01/29/16	01/29/16	12,101.78	6.00	60.51	12,101.78	12,514.66
FHLMC SERIES 3842 PH DTD 04/01/2011 4.000% 04/01/2041		3137A9OP4	63,740.99	AA+	Aaa	05/05/15	05/05/15	68,377.15	3.57	212.47	66,723.16	62,716.51
Government National Mortgage Association DTD 09/30/2014 3.000% 09/01/2064		38375UPV6	64,908.17	AA+	Aaa	02/01/21	02/04/21	68,912.26	2.76	162.27	68,591.73	63,114.48
Government National Mortgage Association DTD 07/30/2019 2.500% 01/01/2069		38380LXE8	166,684.67	AA+	Aaa	07/12/19	07/30/19	167,563.68	2.48	347.26	167,474.63	162,315.44
Government National Mortgage Association DTD 01/30/2020 2.250% 12/01/2069		38380LV67	206,066.80	AA+	Aaa	01/13/20	01/30/20	206,960.28	2.24	386.38	206,879.54	199,274.23
Security Type Sub-Total			513,502.41					523,915.15	2.64	1,168.89	521,770.84	499,935.32
Corporate Note												
3M COMPANY (CALLABLE) CORP NOTES DTD 08/26/2019 2.000% 02/14/2025		88579YBH3	300,000.00	BBB+	A3	09/22/21	09/24/21	311,892.00	0.81	2,783.33	301,634.17	294,352.80
MET TOWER GLOBAL FUNDING NOTES DTD 06/13/2022 3.700% 06/13/2025		58989V2E3	330,000.00	AA-	Aa3	06/06/22	06/13/22	329,676.60	3.73	1,628.00	329,906.76	325,818.24
COOPERAT RABOBANK UA/NY CORPORATE NOTES DTD 07/18/2023 5.500% 07/18/2025		21688AAW2	305,000.00	A+	Aa2	07/11/23	07/18/23	304,801.75	5.53	605.76	304,904.81	306,247.45

Managed Account Detail of Securities Held

For the Month Ending **July 31, 2024**

CITY OF DORAL GENERAL FUND - [REDACTED]

Security Type/Description Dated Date/Coupon/Maturity	CUSIP	Par	S&P Rating	Moody's Rating	Trade Date	Settle Date	Original Cost	YTM at Cost	Accrued Interest	Amortized Cost	Market Value
Corporate Note											
MORGAN STANLEY CORP NOTES DTD 07/23/2015 4.000% 07/23/2025	6174468C6	235,000.00	A-	A1	05/19/22	05/23/22	236,095.10	3.84	208.89	235,336.95	232,362.83
MASSMUTUAL GLOBAL FUNDIN NOTES DTD 08/26/2022 4.150% 08/26/2025	57629WDK3	260,000.00	AA+	Aa3	08/23/22	08/26/22	259,732.20	4.19	4,645.69	259,904.71	257,567.96
PRICOA GLOBAL FUNDING 1 NOTES DTD 08/31/2022 4.200% 08/28/2025	74153WCR8	155,000.00	AA-	Aa3	08/24/22	08/31/22	154,905.45	4.22	2,766.75	154,966.09	153,388.16
BANK OF MONTREAL CORPORATE NOTES DTD 09/25/2023 5.920% 09/25/2025	06368LWT9	325,000.00	A-	A2	09/18/23	09/25/23	325,000.00	5.92	6,734.00	325,000.00	328,208.73
BANK OF AMERICA CORP NOTES (CALLABLE) DTD 09/25/2020 0.981% 09/25/2025	06051GJG5	805,000.00	A-	A1	09/22/20	09/25/20	805,000.00	0.98	2,763.97	805,000.00	799,096.94
CITIBANK NA CORP NOTES (CALLABLE) DTD 09/29/2023 5.864% 09/29/2025	17325FBA5	255,000.00	A+	Aa3	09/26/23	09/29/23	255,000.00	5.86	5,067.47	255,000.00	257,228.19
PNC FINANCIAL SERVICES CORP NOTE (CALLAB DTD 10/28/2022 5.671% 10/28/2025	693475BH7	160,000.00	A-	A3	10/25/22	10/28/22	160,000.00	5.67	2,344.01	160,000.00	160,029.92
LINDE INC/CT CORPORATE NOTES (CALLABLE) DTD 12/05/2022 4.700% 12/05/2025	53522KAB9	505,000.00	A	A2	11/28/22	12/05/22	504,454.60	4.74	3,692.11	504,755.66	504,358.65
PROTECTIVE LIFE GLOBAL NOTES DTD 01/06/2023 5.366% 01/06/2026	74368CBQ6	150,000.00	AA-	A1	01/03/23	01/06/23	150,000.00	5.37	558.96	150,000.00	150,803.55
CATERPILLAR FINL SERVICE CORPORATE NOTES DTD 01/06/2023 4.800% 01/06/2026	14913R3B1	500,000.00	A	A2	01/03/23	01/06/23	499,875.00	4.81	1,666.67	499,940.35	500,444.50
NATIONAL AUSTRALIA BK/NY CORPORATE NOTES DTD 01/12/2023 4.966% 01/12/2026	63253OAA2	450,000.00	AA-	Aa2	01/04/23	01/12/23	450,000.00	4.97	1,179.43	450,000.00	451,004.40
WELLS FARGO BANK NA CORPORATE NOTES (CAL DTD 01/23/2024 4.811% 01/15/2026	94988J6H5	520,000.00	A+	Aa2	01/16/24	01/23/24	520,000.00	4.81	1,111.88	520,000.00	518,548.68

Managed Account Detail of Securities Held

For the Month Ending **July 31, 2024**

CITY OF DORAL GENERAL FUND - [REDACTED]											
Security Type/Description			S&P	Moody's	Trade	Settle	Original	YTM	Accrued	Amortized	Market
Dated Date/Coupon/Maturity	CUSIP	Par	Rating	Rating	Date	Date	Cost	at Cost	Interest	Cost	Value
Corporate Note											
STATE STREET CORP NOTES (CALLABLE) DTD 01/26/2023 4.857% 01/26/2026	857477BZ5	55,000.00	A	A1	01/23/23	01/26/23	55,000.00	4.86	37.10	55,000.00	54,940.55
BANK OF NOVA SCOTIA CORPORATE NOTES DTD 02/02/2023 4.750% 02/02/2026	06417XAN1	500,000.00	A-	A2	07/20/23	07/24/23	492,345.00	5.41	11,809.03	495,443.45	498,512.50
STATE STREET CORP (CALLABLE) CORPORATE N DTD 02/07/2022 1.746% 02/06/2026	857477BR3	155,000.00	A	A1	02/02/22	02/07/22	155,000.00	1.75	1,315.56	155,000.00	152,226.74
JPMORGAN CHASE & CO (CALLABLE) CORPORATE DTD 04/26/2022 4.080% 04/26/2026	46647PCZ7	350,000.00	A-	A1	04/19/22	04/26/22	350,000.00	4.08	3,768.33	350,000.00	346,970.75
AMERICAN HONDA FINANCE CORPORATE NOTES DTD 07/07/2023 5.250% 07/07/2026	02665WEK3	95,000.00	A-	A3	07/06/23	07/10/23	94,476.55	5.45	332.50	94,662.37	95,837.52
AMERICAN HONDA FINANCE CORPORATE NOTES DTD 07/07/2023 5.250% 07/07/2026	02665WEK3	125,000.00	A-	A3	07/05/23	07/07/23	124,846.25	5.29	437.50	124,901.10	126,102.00
TORONTO-DOMINION BANK CORPORATE NOTES DTD 07/17/2023 5.532% 07/17/2026	89115A2S0	500,000.00	A	A1	07/20/23	07/24/23	501,435.00	5.43	1,075.67	500,942.17	505,894.50
ROYAL BANK OF CANADA CORPORATE NOTES DTD 07/20/2023 5.200% 07/20/2026	78016FZZ0	500,000.00	A	A1	07/20/23	07/24/23	497,720.00	5.37	794.44	498,500.88	503,866.50
MORGAN STANLEY CORP NOTES DTD 07/25/2016 3.125% 07/27/2026	61761J3R8	200,000.00	A-	A1	07/20/23	07/24/23	187,874.00	5.33	69.44	192,000.59	193,739.80
MERCEDES-BENZ FIN NA CORPORATE NOTES DTD 08/03/2023 5.200% 08/03/2026	58769JAK3	275,000.00	A	A2	08/21/23	08/23/23	273,174.00	5.45	7,070.56	273,757.78	277,356.75
STATE STREET CORP NOTES (CALLABLE) DTD 08/03/2023 5.272% 08/03/2026	857477CD3	380,000.00	A	A1	07/31/23	08/03/23	380,000.00	5.27	9,905.50	380,000.00	382,179.30

Managed Account Detail of Securities Held

For the Month Ending **July 31, 2024**

CITY OF DORAL GENERAL FUND - [REDACTED]											
Security Type/Description			S&P	Moody's	Trade	Settle	Original	YTM	Accrued	Amortized	Market
Dated Date/Coupon/Maturity	CUSIP	Par	Rating	Rating	Date	Date	Cost	at Cost	Interest	Cost	Value
Corporate Note											
TOYOTA MOTOR CREDIT CORP CORPORATE NOTES DTD 08/14/2023 5.000% 08/14/2026	89236TKX2	275,000.00	A+	A1	08/09/23	08/14/23	274,667.25	5.04	6,378.47	274,774.42	276,623.88
PACIFIC LIFE GF II NOTES DTD 08/30/2023 5.500% 08/28/2026	6944PL2W8	90,000.00	AA-	Aa3	08/23/23	08/30/23	89,968.50	5.51	2,103.75	89,978.20	91,362.24
SUMITOMO MITSUI TR BK LT CORPORATE NOTES DTD 09/14/2023 5.650% 09/14/2026	86563VBK4	275,000.00	A	A1	09/05/23	09/14/23	274,956.00	5.66	5,912.88	274,968.16	278,936.08
NEW YORK LIFE GLOBAL FDG NOTES DTD 09/19/2023 5.450% 09/18/2026	64953BBF4	500,000.00	AA+	Aaa	09/12/23	09/19/23	499,905.00	5.46	10,067.36	499,930.92	507,102.50
HOME DEPOT INC CORPORATE NOTES DTD 12/04/2023 4.950% 09/30/2026	437076CV2	115,000.00	A	A2	11/27/23	12/04/23	114,748.15	5.03	1,913.31	114,803.80	115,800.63
CANADIAN IMPERIAL BANK CORPORATE NOTES DTD 10/03/2023 5.926% 10/02/2026	13607LWT6	275,000.00	A-	A2	09/26/23	10/03/23	275,000.00	5.93	5,386.90	275,000.00	280,825.88
DIAGEO CAPITAL PLC CORPORATE NOTES (CALL) DTD 10/05/2023 5.375% 10/05/2026	25243YBK4	315,000.00	A-	A3	10/02/23	10/05/23	314,146.35	5.47	5,455.63	314,366.78	319,184.78
STATE STREET CORP NOTES (CALLABLE) DTD 11/04/2022 5.751% 11/04/2026	857477BX0	100,000.00	A	A1	11/01/22	11/04/22	100,000.00	5.75	1,389.83	100,000.00	100,854.10
PACCAR FINANCIAL CORP CORPORATE NOTES DTD 11/09/2023 5.200% 11/09/2026	69371RS72	190,000.00	A+	A1	11/03/23	11/09/23	189,853.70	5.23	2,250.44	189,887.16	192,407.11
PEPSICO INC CORPORATE NOTES (CALLABLE) DTD 11/10/2023 5.125% 11/10/2026	713448FW3	145,000.00	A+	A1	11/08/23	11/10/23	144,960.85	5.13	1,672.03	144,969.78	146,890.08
ROCHE HOLDINGS INC CORP NOTE (CALLABLE) DTD 11/13/2023 5.265% 11/13/2026	771196CE0	470,000.00	AA	Aa2	11/06/23	11/13/23	470,000.00	5.27	5,361.53	470,000.00	475,543.18

Managed Account Detail of Securities Held

For the Month Ending **July 31, 2024**

CITY OF DORAL GENERAL FUND - [REDACTED]

Security Type/Description Dated Date/Coupon/Maturity	CUSIP	Par	S&P Rating	Moody's Rating	Trade Date	Settle Date	Original Cost	YTM at Cost	Accrued Interest	Amortized Cost	Market Value
Corporate Note											
WELLS FARGO CORP NOTES (CALLABLE) DTD 12/11/2023 5.254% 12/11/2026	94988J6F9	370,000.00	A+	Aa2	12/04/23	12/11/23	370,000.00	5.25	2,699.97	370,000.00	373,868.72
MERCEDES-BENZ FIN NA CORPORATE NOTES DTD 01/11/2024 4.800% 01/11/2027	58769JAO0	250,000.00	A	A2	01/08/24	01/11/24	249,745.00	4.84	666.67	249,789.63	250,807.50
PROTECTIVE LIFE GLOBAL NOTES DTD 01/12/2024 4.992% 01/12/2027	74368CBX1	370,000.00	AA-	A1	01/09/24	01/12/24	370,000.00	4.99	974.83	370,000.00	371,451.51
PRINCIPAL LFE GLB FND II NOTES DTD 01/16/2024 5.000% 01/16/2027	74256LEX3	90,000.00	A+	A1	01/10/24	01/16/24	90,270.90	4.89	187.50	90,224.69	90,384.03
PRINCIPAL LFE GLB FND II NOTES DTD 01/16/2024 5.000% 01/16/2027	74256LEX3	135,000.00	A+	A1	01/08/24	01/16/24	134,947.35	5.01	281.25	134,956.32	135,576.05
BPCE SA NOTES DTD 01/18/2024 5.203% 01/18/2027	05571AAT2	250,000.00	A+	A1	01/09/24	01/18/24	250,255.00	5.17	469.72	250,212.09	251,083.25
AUST & NZ BANKING GRP NY BONDS DTD 01/18/2024 4.750% 01/18/2027	05253JAZ4	525,000.00	AA-	Aa2	01/08/24	01/18/24	525,000.00	4.75	900.52	525,000.00	527,899.05
BANQUE FED CRED MUTUEL CORPORATE NOTES DTD 01/23/2024 5.088% 01/23/2027	06675FBC0	500,000.00	A+	Aa3	01/17/24	01/23/24	500,000.00	5.09	565.33	500,000.00	501,936.50
PNC FINANCIAL SERVICES CORP NOTES (CALLA DTD 01/24/2023 4.758% 01/26/2027	693475BL8	35,000.00	A-	A3	01/19/23	01/24/23	35,000.00	4.76	23.13	35,000.00	34,835.78
NATIONAL RURAL UTIL COOP CORP NOTES (CAL DTD 02/05/2024 4.800% 02/05/2027	63743HFM9	510,000.00	A-	A2	01/24/24	02/05/24	509,847.00	4.81	11,968.00	509,870.47	512,909.04
TEXAS INSTRUMENTS CORP NOTES (CALLABLE) DTD 02/08/2024 4.600% 02/08/2027	882508CE2	325,000.00	A+	Aa3	02/05/24	02/08/24	324,792.00	4.62	7,184.31	324,823.44	325,977.28
ELI LILLY & CO CORPORATE NOTES DTD 02/09/2024 4.500% 02/09/2027	532457CJ5	335,000.00	A+	A1	02/07/24	02/09/24	334,822.45	4.52	7,202.50	334,849.17	335,222.11

Managed Account Detail of Securities Held

For the Month Ending **July 31, 2024**

CITY OF DORAL GENERAL FUND - [REDACTED]											
Security Type/Description			S&P	Moody's	Trade	Settle	Original	YTM	Accrued	Amortized	Market
Dated Date/Coupon/Maturity	CUSIP	Par	Rating	Rating	Date	Date	Cost	at Cost	Interest	Cost	Value
Corporate Note											
BRISTOL-MYERS SQUIBB CORP NOTES (CALLABL DTD 02/22/2024 4.900% 02/22/2027	110122EE4	105,000.00	A	A2	02/14/24	02/22/24	104,886.60	4.94	2,272.38	104,902.29	105,738.89
WESTPAC NEW ZEALAND LTD CORPORATE NOTES DTD 02/26/2024 5.132% 02/26/2027	96122FAB3	250,000.00	AA-	A1	02/20/24	02/26/24	250,000.00	5.13	5,524.03	250,000.00	252,036.50
ASTRAZENECA FINANCE LLC CORP NOTES (CALL DTD 02/26/2024 4.800% 02/26/2027	04636NAK9	250,000.00	A+	A2	02/21/24	02/26/24	249,580.00	4.86	5,166.67	249,636.72	251,234.75
CISCO SYSTEMS INC CORPORATE NOTES (CALLA DTD 02/26/2024 4.800% 02/26/2027	17275RBO4	325,000.00	AA-	A1	02/21/24	02/26/24	324,577.50	4.85	6,716.67	324,634.57	327,662.08
DEERE & COMPANY CAPITAL CORP NOTE DTD 03/07/2024 4.850% 03/05/2027	24422EXM6	420,000.00	A	A1	03/04/24	03/07/24	419,609.40	4.88	8,148.00	419,658.30	422,966.04
CREDIT AGRICOLE SA NOTES DTD 03/11/2024 5.134% 03/11/2027	22534PAH6	515,000.00	A+	Aa3	03/04/24	03/11/24	515,000.00	5.13	10,282.26	515,000.00	518,605.00
AMERICAN HONDA FINANCE CORPORATE NOTES DTD 03/13/2024 4.900% 03/12/2027	02665WFD8	230,000.00	A-	A3	03/11/24	03/13/24	229,873.50	4.92	4,320.17	229,888.66	231,374.02
STATE STREET CORP NOTE (CALLABLE) DTD 03/18/2024 4.993% 03/18/2027	857477CL5	210,000.00	A	A1	03/13/24	03/18/24	210,000.00	4.99	3,873.74	210,000.00	212,124.57
NORTHWESTERN MUTUAL GLBL NOTES DTD 03/25/2024 5.070% 03/25/2027	66815L2R9	175,000.00	AA+	Aaa	03/18/24	03/25/24	174,980.75	5.07	3,105.38	174,982.85	177,101.40
HORMEL FOODS CORP CORPORATE NOTES (CALLA DTD 03/08/2024 4.800% 03/30/2027	440452AK6	170,000.00	A-	A1	03/05/24	03/08/24	169,835.10	4.83	3,241.34	169,855.17	170,989.06
BMW US CAPITAL LLC CORPORATE NOTES DTD 04/02/2024 4.900% 04/02/2027	05565ECH6	540,000.00	A	A2	03/25/24	04/02/24	539,357.40	4.94	8,746.50	539,423.69	543,437.10
ADOBE INC CORPORATE NOTES DTD 04/04/2024 4.850% 04/04/2027	00724PAE9	215,000.00	A+	A1	04/01/24	04/04/24	214,892.50	4.87	3,388.94	214,903.42	216,920.38

Managed Account Detail of Securities Held

For the Month Ending **July 31, 2024**

CITY OF DORAL GENERAL FUND - [REDACTED]											
Security Type/Description			S&P	Moody's	Trade	Settle	Original	YTM	Accrued	Amortized	Market
Dated Date/Coupon/Maturity	CUSIP	Par	Rating	Rating	Date	Date	Cost	at Cost	Interest	Cost	Value
Corporate Note											
BRIGHTHSE FIN GLBL FUND NOTES DTD 04/11/2024 5.550% 04/09/2027	10921U2J6	310,000.00	A+	A3	04/04/24	04/11/24	309,907.00	5.56	5,257.08	309,915.82	312,161.63
MASSMUTUAL GLOBAL FUNDIN NOTES DTD 04/09/2024 5.100% 04/09/2027	57629W4S6	515,000.00	AA+	Aa3	04/02/24	04/09/24	514,845.50	5.11	8,171.33	514,860.47	522,225.45
UNITEDHEALTH GROUP INC CORPORATE NOTES (DTD 03/21/2024 4.600% 04/15/2027	91324PEY4	530,000.00	A+	A2	03/19/24	03/21/24	526,305.90	4.85	8,803.89	526,715.60	530,916.90
GOLDMAN SACHS BANK USA CORPORATE NOTES (DTD 05/21/2024 5.414% 05/21/2027	38151LAG5	415,000.00	A+	A1	05/15/24	05/21/24	415,000.00	5.41	4,368.80	415,000.00	417,211.54
SVENSKA HANDELSBANKEN AB NOTES DTD 05/28/2024 5.125% 05/28/2027	86959LAQ6	280,000.00	AA-	Aa2	05/20/24	05/28/24	279,708.80	5.16	2,511.25	279,724.74	283,322.76
MET LIFE GLOB FUNDING I NOTES DTD 06/11/2024 5.050% 06/11/2027	592179KL8	375,000.00	AA-	Aa3	06/04/24	06/11/24	374,535.00	5.10	2,630.21	374,555.08	379,366.88
CANADIAN IMPERIAL BANK CORPORATE NOTES DTD 06/28/2024 5.237% 06/28/2027	13607L8C0	170,000.00	A-	A2	06/24/24	06/28/24	170,000.00	5.24	816.10	170,000.00	170,095.54
BLACKROCK FUNDING INC CORPORATE NOTES (C DTD 07/26/2024 4.600% 07/26/2027	09290DAH4	335,000.00	AA-	Aa3	07/17/24	07/26/24	334,989.95	4.60	214.03	334,990.00	337,091.41
HONEYWELL INTERNATIONAL CORPORATE NOTES DTD 08/01/2024 4.650% 07/30/2027	438516CX2	310,000.00	A	A2	07/29/24	08/01/24	309,990.70	4.65	0.00	309,990.70	311,138.32
BP CAP MARKETS AMERICA CORPORATE NOTES (DTD 05/17/2024 5.017% 11/17/2027	10373OBY5	395,000.00	A-	A1	05/15/24	05/17/24	395,000.00	5.02	4,073.53	395,000.00	400,564.37
MORGAN STANLEY CORP NOTES (CALLABLE) DTD 04/19/2024 5.652% 04/13/2028	61747YFP5	90,000.00	A-	A1	04/17/24	04/19/24	90,000.00	5.65	1,441.26	90,000.00	91,650.78

Managed Account Detail of Securities Held

For the Month Ending **July 31, 2024**

CITY OF DORAL GENERAL FUND - [REDACTED]

Security Type/Description	Dated Date/Coupon/Maturity	CUSIP	Par	S&P Rating	Moody's Rating	Trade Date	Settle Date	Original Cost	YTM at Cost	Accrued Interest	Amortized Cost	Market Value
Corporate Note												
BANK OF NY MELLON CORP CORPORATE NOTES (DTD 07/22/2024 4.890% 07/21/2028	06406RBX4	465,000.00	A	A1	07/15/24	07/22/24	465,000.00	4.89	568.46	465,000.00	466,885.11
JPMORGAN CHASE & CO CORPORATE NOTES (CAL	DTD 07/22/2024 4.979% 07/22/2028	46647PEL6	340,000.00	A-	A1	07/15/24	07/22/24	340,000.00	4.98	423.22	340,000.00	341,855.38
Security Type Sub-Total			22,770,000.00					22,749,064.60	4.83	259,453.65	22,748,600.95	22,869,245.05
Bank Note												
CITIBANK NA CORP NOTES (CALLABLE)	DTD 04/30/2024 5.438% 04/30/2026	17325FBF4	255,000.00	A+	Aa3	04/23/24	04/30/24	255,000.00	5.44	3,505.24	255,000.00	257,339.12
Security Type Sub-Total			255,000.00					255,000.00	5.44	3,505.24	255,000.00	257,339.12
Asset-Backed Security												
VWALT 2022-A A3	DTD 06/14/2022 3.440% 07/21/2025	92868AAC9	22,392.36	NR	Aaa	06/07/22	06/14/22	22,390.58	3.44	23.54	22,391.80	22,352.52
KCOT 2021-2A A3	DTD 07/28/2021 0.560% 11/17/2025	50117XAE2	52,140.75	NR	Aaa	07/20/21	07/28/21	52,138.79	0.56	12.98	52,140.16	51,451.05
HAROT 2021-3 A3	DTD 08/25/2021 0.410% 11/18/2025	43815EAC8	60,912.91	AAA	NR	08/17/21	08/25/21	60,912.02	0.41	9.02	60,912.64	60,127.57
CARMX 2021-1 A3	DTD 01/27/2021 0.340% 12/15/2025	14316NAC3	27,039.46	AAA	NR	01/20/21	01/27/21	27,034.12	0.34	4.09	27,037.96	26,934.51
HAROT 2021-4 A3	DTD 11/24/2021 0.880% 01/21/2026	43815GAC3	69,667.69	NR	Aaa	11/16/21	11/24/21	69,653.01	0.89	17.03	69,662.49	68,431.48
DTRT 2022-1 A3	DTD 10/19/2022 5.230% 02/17/2026	233869AC0	199,181.47	NR	Aaa	10/12/22	10/19/22	199,168.24	5.23	462.99	199,175.33	198,757.89
HAROT 2022-1 A3	DTD 02/23/2022 1.880% 05/15/2026	43815BAC4	184,159.07	AAA	Aaa	02/15/22	02/23/22	184,131.38	1.88	153.88	184,147.36	180,722.07

Managed Account Detail of Securities Held

For the Month Ending **July 31, 2024**

CITY OF DORAL GENERAL FUND - [REDACTED]												
Security Type/Description			S&P	Moody's	Trade	Settle	Original	YTM	Accrued	Amortized	Market	
Dated Date/Coupon/Maturity	CUSIP	Par	Rating	Rating	Date	Date	Cost	at Cost	Interest	Cost	Value	
Asset-Backed Security												
FORDO 2022-A A3 DTD 01/24/2022 1.290% 06/15/2026	345286AC2	71,712.05	AAA	NR	01/19/22	01/24/22	71,703.53	1.29	41.11	71,708.42	70,386.19	
CARMX 2021-3 A3 DTD 07/28/2021 0.550% 06/15/2026	14317DAC4	128,412.27	AAA	Aaa	07/21/21	07/28/21	128,391.14	0.55	31.39	128,404.18	125,649.54	
VALET 2021-1 A3 DTD 12/13/2021 1.020% 06/22/2026	92868KAC7	83,836.06	AAA	Aaa	12/07/21	12/13/21	83,832.78	1.02	26.13	83,834.69	82,453.69	
BMWOT 2022-A A3 DTD 05/18/2022 3.210% 08/25/2026	05602RAD3	108,498.35	AAA	Aaa	05/10/22	05/18/22	108,492.71	3.21	58.05	108,495.62	107,244.83	
CARMX 2021-4 A3 DTD 09/22/2021 0.560% 09/15/2026	14317JAD9	65,534.53	AAA	Aaa	09/14/21	09/22/21	65,527.05	0.56	16.31	65,531.34	64,037.87	
JDOT 2022-A A3 DTD 03/16/2022 2.320% 09/16/2026	47787JAC2	133,712.81	NR	Aaa	03/10/22	03/16/22	133,683.23	2.33	137.87	133,698.86	131,401.57	
KCOT 2022-1A A3 DTD 03/23/2022 2.670% 10/15/2026	50117EAC8	212,359.91	NR	Aaa	03/15/22	03/23/22	212,329.55	2.67	252.00	212,345.25	208,704.52	
HART 2022-A A3 DTD 03/16/2022 2.220% 10/15/2026	448977AD0	221,822.79	AAA	NR	03/09/22	03/16/22	221,814.26	2.22	218.87	221,818.69	218,075.34	
ALLYA 2022-1 A3 DTD 05/18/2022 3.310% 11/15/2026	02008JAC0	246,029.07	AAA	Aaa	05/10/22	05/18/22	245,981.44	3.31	361.94	246,004.82	243,097.58	
GMCAR 2022-1 A3 DTD 01/19/2022 1.260% 11/16/2026	380146AC4	73,601.72	AAA	NR	01/11/22	01/19/22	73,595.33	1.26	38.64	73,598.68	72,178.47	
CNH 2021-C A3 DTD 10/27/2021 0.810% 12/15/2026	12598LAC0	82,746.84	AAA	Aaa	10/19/21	10/27/21	82,737.22	0.81	29.79	82,742.40	80,639.75	
HDMOT 2022-A A3 DTD 04/20/2022 3.060% 02/15/2027	41284YAD8	139,007.85	AAA	Aaa	04/12/22	04/20/22	138,984.71	3.06	189.05	138,995.66	137,342.01	
GMCAR 2022-2 A3 DTD 04/13/2022 3.100% 02/16/2027	362585AC5	119,109.82	AAA	Aaa	04/05/22	04/13/22	119,084.93	3.10	153.85	119,096.76	117,475.16	
CARMX 2022-2 A3 DTD 04/28/2022 3.490% 02/16/2027	14317HAC5	171,635.90	AAA	Aaa	04/21/22	04/28/22	171,609.79	3.49	266.23	171,622.08	169,595.27	

Managed Account Detail of Securities Held

For the Month Ending **July 31, 2024**

CITY OF DORAL GENERAL FUND - [REDACTED]											
Security Type/Description			S&P	Moody's	Trade	Settle	Original	YTM	Accrued	Amortized	Market
Dated Date/Coupon/Maturity	CUSIP	Par	Rating	Rating	Date	Date	Cost	at Cost	Interest	Cost	Value
Asset-Backed Security											
TAOT 2022-C A3 DTD 08/16/2022 3.760% 04/15/2027	89231CAD9	138,533.28	AAA	NR	08/08/22	08/16/22	138,510.14	3.76	231.50	138,519.87	136,942.11
COPAR 2022-1 A3 DTD 05/04/2022 3.170% 04/15/2027	14043QAC6	159,835.84	AAA	NR	04/26/22	05/04/22	159,800.91	3.17	225.19	159,816.76	157,329.39
COMET 2022-A2 A DTD 06/14/2022 3.490% 05/15/2027	14041NGA3	475,000.00	AAA	NR	06/06/22	06/14/22	474,924.10	3.49	736.78	474,957.02	468,593.77
COPAR 2022-2 A3 DTD 08/10/2022 3.660% 05/17/2027	14043GAD6	197,662.07	AAA	Aaa	08/02/22	08/10/22	197,647.92	3.66	321.53	197,653.79	195,125.04
DCENT 2022-A2 A DTD 05/26/2022 3.320% 05/17/2027	254683CS2	480,000.00	NR	Aaa	05/19/22	05/26/22	479,960.98	3.32	708.27	479,978.12	473,077.49
AMXCA 2022-2 A DTD 05/24/2022 3.390% 05/17/2027	02582JJT8	515,000.00	AAA	NR	05/17/22	05/24/22	514,886.08	3.39	775.93	514,936.18	507,778.16
KCOT 2023-1A A3 DTD 03/31/2023 5.020% 06/15/2027	50117KAC4	175,000.00	NR	Aaa	03/28/23	03/31/23	174,972.61	5.02	390.44	174,981.32	174,875.77
JDOT 2022-C A3 DTD 10/19/2022 5.090% 06/15/2027	47800BAC2	400,000.00	NR	Aaa	10/12/22	10/19/22	399,968.96	5.09	904.89	399,980.86	399,272.40
CNH 2022-A A3 DTD 03/31/2022 2.940% 07/15/2027	12660DAC1	161,463.46	AAA	NR	03/24/22	03/31/22	161,451.53	2.94	210.98	161,456.80	157,937.03
DCENT 2022-A3 A3 DTD 08/09/2022 3.560% 07/15/2027	254683CW3	420,000.00	AAA	Aaa	08/02/22	08/09/22	419,947.88	3.56	664.53	419,968.80	413,795.17
CARMX 2022-4 A3 DTD 10/31/2022 5.340% 08/16/2027	14318UAD3	550,000.00	AAA	NR	10/26/22	10/31/22	549,871.03	5.35	1,305.33	549,918.20	550,535.10
MBART 2022-1 A3 DTD 11/22/2022 5.210% 08/16/2027	58768PAC8	564,432.40	AAA	Aaa	11/15/22	11/22/22	564,320.76	5.21	1,306.97	564,360.69	564,229.09
CHAIT 2022-A1 A DTD 09/16/2022 3.970% 09/15/2027	161571HS6	200,000.00	AAA	NR	09/09/22	09/16/22	199,966.62	3.97	352.89	199,979.15	197,646.52
TAOT 2023-A A3 DTD 01/30/2023 4.630% 09/15/2027	891940AC2	215,000.00	AAA	NR	01/24/23	01/30/23	214,999.89	4.63	442.42	214,999.93	213,831.75

Managed Account Detail of Securities Held

For the Month Ending **July 31, 2024**

CITY OF DORAL GENERAL FUND - [REDACTED]											
Security Type/Description			S&P	Moody's	Trade	Settle	Original	YTM	Accrued	Amortized	Market
Dated Date/Coupon/Maturity	CUSIP	Par	Rating	Rating	Date	Date	Cost	at Cost	Interest	Cost	Value
Asset-Backed Security											
JDOT 2023-A A3 DTD 03/02/2023 5.010% 11/15/2027	47800CAC0	140,000.00	NR	Aaa	02/22/23	03/02/23	139,974.49	5.01	311.73	139,982.18	139,838.85
BACCT 2022-A1 A1 DTD 06/16/2022 3.530% 11/15/2027	05522RDE5	165,000.00	NR	Aaa	06/09/22	06/16/22	164,989.70	3.53	258.87	164,993.75	162,673.17
HAROT 2023-2 A3 DTD 05/30/2023 4.930% 11/15/2027	437927AC0	225,000.00	AAA	Aaa	05/23/23	05/30/23	224,963.55	4.93	493.00	224,973.14	224,897.15
DTRT 2024-1 A3 DTD 04/24/2024 5.490% 12/15/2027	233874AC0	165,000.00	NR	Aaa	04/15/24	04/24/24	164,985.35	5.49	402.60	164,986.34	166,468.15
KCOT 2023-2A A3 DTD 07/26/2023 5.280% 01/18/2028	500945AC4	130,000.00	NR	Aaa	07/18/23	07/26/23	129,967.16	5.29	305.07	129,974.62	131,075.58
FORDO 2023-A A3 DTD 03/31/2023 4.650% 02/15/2028	344928AD8	175,000.00	AAA	NR	03/28/23	03/31/23	174,981.75	4.65	361.67	174,986.76	174,248.03
TAOT 2023-B A3 DTD 05/23/2023 4.710% 02/15/2028	891941AD8	240,000.00	NR	Aaa	05/16/23	05/23/23	239,986.58	4.71	502.40	239,989.96	238,813.37
BAAT 2023-1A A3 DTD 07/31/2023 5.530% 02/15/2028	06428AAC2	265,000.00	NR	Aaa	07/25/23	07/31/23	264,989.96	5.53	651.31	264,992.18	266,827.39
GMCAR 2023-2 A3 DTD 04/12/2023 4.470% 02/16/2028	362583AD8	185,000.00	AAA	Aaa	04/04/23	04/12/23	184,994.91	4.47	344.56	184,996.28	183,754.45
BMWOT 2023-A A3 DTD 07/18/2023 5.470% 02/25/2028	05592XAD2	120,000.00	AAA	NR	07/11/23	07/18/23	119,978.74	5.47	109.40	119,983.54	120,780.86
JDOT 2023-B A3 DTD 06/28/2023 5.180% 03/15/2028	477920AC6	155,000.00	NR	Aaa	06/21/23	06/28/23	154,974.15	5.18	356.84	154,980.15	155,283.06
HART 2023-B A3 DTD 07/19/2023 5.480% 04/17/2028	44933XAD9	150,000.00	AAA	NR	07/11/23	07/19/23	149,993.49	5.48	365.33	149,994.91	150,862.07
BAAT 2023-2A A3 DTD 11/21/2023 5.740% 06/15/2028	06054YAC1	395,000.00	NR	Aaa	11/15/23	11/21/23	394,992.85	5.74	1,007.69	394,993.82	400,183.59
KCOT 2024-1A A3 DTD 02/21/2024 5.190% 07/17/2028	50117BAC4	170,000.00	NR	Aaa	02/14/24	02/21/24	169,993.35	5.19	392.13	169,993.96	171,066.60

Managed Account Detail of Securities Held

For the Month Ending **July 31, 2024**

CITY OF DORAL GENERAL FUND - [REDACTED]											
Security Type/Description			S&P	Moody's	Trade	Settle	Original	YTM	Accrued	Amortized	Market
Dated Date/Coupon/Maturity	CUSIP	Par	Rating	Rating	Date	Date	Cost	at Cost	Interest	Cost	Value
Asset-Backed Security											
CNH 2023-A A3 DTD 04/25/2023 4.810% 08/15/2028	12664QAC8	165,000.00	AAA	NR	04/18/23	04/25/23	164,972.20	4.81	352.73	164,978.85	164,661.07
FITAT 2023-1 A3 DTD 08/23/2023 5.530% 08/15/2028	31680EAD3	475,000.00	AAA	Aaa	08/15/23	08/23/23	474,970.55	5.53	1,167.44	474,976.12	478,326.43
CHAIT 2023-A1 A DTD 09/15/2023 5.160% 09/15/2028	161571HT4	405,000.00	AAA	NR	09/07/23	09/15/23	404,887.73	5.17	928.80	404,905.43	408,884.96
PFAST 2023-1A A3 DTD 05/24/2023 4.810% 09/22/2028	73328QAC8	205,000.00	AAA	Aaa	05/17/23	05/24/23	204,966.26	4.81	246.51	204,973.79	204,369.77
TAOT 2024-A A3 DTD 01/30/2024 4.830% 10/16/2028	89238DAD0	150,000.00	AAA	Aaa	01/23/24	01/30/24	149,969.99	4.83	322.00	149,972.89	150,152.76
JDOT 2024-A A3 DTD 03/19/2024 4.960% 11/15/2028	47800RAD5	125,000.00	NR	Aaa	03/11/24	03/19/24	124,993.00	4.96	275.56	124,993.50	125,644.80
KCOT 2024-2A A3 DTD 06/25/2024 5.260% 11/15/2028	50117DAC0	180,000.00	NR	Aaa	06/18/24	06/25/24	179,995.68	5.26	420.80	179,995.77	181,803.78
ALLYA 2024-1 A3 DTD 03/13/2024 5.080% 12/01/2028	02008FAC8	240,000.00	AAA	NR	03/05/24	03/13/24	239,965.15	5.08	541.87	239,967.69	240,781.99
GMCAR 2024-1 A3 DTD 01/17/2024 4.850% 12/18/2028	36268GAD7	65,000.00	NR	Aaa	01/09/24	01/17/24	64,986.93	4.85	131.35	64,988.22	64,918.54
HUNT 2024-1A A3 DTD 02/22/2024 5.230% 01/16/2029	446144AE7	155,000.00	AAA	Aaa	02/13/24	02/22/24	154,994.23	5.23	360.29	154,994.69	155,983.97
BMWOT 2024-A A3 DTD 06/11/2024 5.180% 02/26/2029	096919AD7	295,000.00	AAA	Aaa	06/04/24	06/11/24	294,955.19	5.18	254.68	294,956.37	298,564.66
HART 2024-B A3 DTD 07/24/2024 4.840% 03/15/2029	44934OAD3	240,000.00	AAA	NR	07/16/24	07/24/24	239,963.78	4.84	225.87	239,963.93	240,055.22
JDOT 2024-B A3 DTD 06/18/2024 5.200% 03/15/2029	47786WAD2	245,000.00	NR	Aaa	06/11/24	06/18/24	244,952.10	5.20	566.22	244,953.18	248,121.96
TAOT 2024-C A3 DTD 07/30/2024 4.880% 03/15/2029	89237QAD2	280,000.00	AAA	NR	07/23/24	07/30/24	279,999.83	4.88	37.96	279,999.83	281,105.41

Managed Account Detail of Securities Held

For the Month Ending **July 31, 2024**

CITY OF DORAL GENERAL FUND - [REDACTED]											
Security Type/Description			S&P	Moody's	Trade	Settle	Original	YTM	Accrued	Amortized	Market
Dated Date/Coupon/Maturity	CUSIP	Par	Rating	Rating	Date	Date	Cost	at Cost	Interest	Cost	Value
Asset-Backed Security											
WOART 2024-A A3 DTD 02/14/2024 4.860% 03/15/2029	98164RAD8	350,000.00	AAA	NR	02/06/24	02/14/24	349,953.87	4.86	756.00	349,957.63	350,564.41
CHAOT 2024-1A A3 DTD 03/27/2024 5.130% 05/25/2029	16144BAC2	130,000.00	NR	Aaa	03/19/24	03/27/24	129,991.34	5.13	111.15	129,991.85	130,584.31
CNH 2024-A A3 DTD 01/24/2024 4.770% 06/15/2029	18978FAC0	150,000.00	AAA	Aaa	01/17/24	01/24/24	149,964.56	4.78	318.00	149,967.60	149,987.21
Security Type Sub-Total		13,660,440.73					13,658,673.64	4.29	23,962.24	13,659,231.61	13,609,311.24
Managed Account Sub-Total		70,856,632.48					70,682,926.39	4.46	589,240.74	70,734,436.78	70,779,393.43
Securities Sub-Total		\$70,856,632.48					\$70,682,926.39	4.46%	\$589,240.74	\$70,734,436.78	\$70,779,393.43
Accrued Interest											\$589,240.74
Total Investments											\$71,368,634.17

Bolded items are forward settling trades.

Managed Account Fair Market Value & Analytics

For the Month Ending **July 31, 2024**

CITY OF DORAL GENERAL FUND - [REDACTED]

Security Type/Description	CUSIP	Par	Broker	Next Call Date	Market Price	Market Value	Unreal G/L On Cost	Unreal G/L Amort Cost	Effective Duration	YTM at Mkt
U.S. Treasury Bond / Note										
US TREASURY NOTES DTD 10/15/2022 4.250% 10/15/2025	91282CFP1	100,000.00	JPM_CHA		99.58	99,578.12	234.37	(153.52)	1.18	4.61
US TREASURY NOTES DTD 10/15/2022 4.250% 10/15/2025	91282CFP1	105,000.00	BMO		99.58	104,557.03	660.35	494.21	1.18	4.61
US TREASURY NOTES DTD 11/15/2022 4.500% 11/15/2025	91282CFW6	2,150,000.00	MORGAN_		99.89	2,147,648.33	(24,439.56)	(12,038.26)	1.26	4.58
US TREASURY NOTES DTD 12/15/2022 4.000% 12/15/2025	91282CGA3	1,370,000.00	CITIGRP		99.30	1,360,367.26	(2,675.71)	(6,387.42)	1.34	4.53
US TREASURY NOTES DTD 01/15/2023 3.875% 01/15/2026	91282CGE5	1,820,000.00	JPM_CHA		99.11	1,803,790.72	(11,730.37)	(14,000.96)	1.43	4.51
US TREASURY NOTES DTD 02/15/2023 4.000% 02/15/2026	91282CGL9	495,000.00	MERRILL		99.31	491,596.87	(3,693.17)	(3,561.36)	1.48	4.47
US TREASURY NOTES DTD 02/15/2023 4.000% 02/15/2026	91282CGL9	1,705,000.00	MERRILL		99.31	1,693,278.13	17,716.02	3,666.74	1.48	4.47
US TREASURY NOTES DTD 04/15/2023 3.750% 04/15/2026	91282CGV7	145,000.00	CITIGRP		98.97	143,504.69	1,874.81	1,432.36	1.65	4.38
US TREASURY NOTES DTD 04/15/2023 3.750% 04/15/2026	91282CGV7	2,415,000.00	MORGAN_		98.97	2,390,095.31	(19,244.53)	(21,638.81)	1.65	4.38
US TREASURY NOTES DTD 05/15/2023 3.625% 05/15/2026	91282CHB0	3,025,000.00	JPM_CHA		98.75	2,987,187.50	(6,971.68)	(19,107.18)	1.74	4.36
US TREASURY NOTES DTD 06/15/2023 4.125% 06/15/2026	91282CHH7	780,000.00	MORGAN_		99.66	777,318.75	2,711.72	723.00	1.81	4.32
US TREASURY NOTES DTD 07/15/2023 4.500% 07/15/2026	91282CHM6	1,265,000.00	JPM_CHA		100.39	1,269,941.34	7,313.22	6,511.58	1.89	4.29
US TREASURY NOTES DTD 08/15/2023 4.375% 08/15/2026	91282CHU8	1,070,000.00	JPM_CHA		100.20	1,072,173.38	12,371.82	9,271.27	1.94	4.27
US TREASURY NOTES DTD 09/15/2023 4.625% 09/15/2026	91282CHY0	310,000.00	MERRILL		100.77	312,373.42	4,589.43	4,001.72	2.01	4.24
US TREASURY NOTES DTD 10/15/2023 4.625% 10/15/2026	91282CJC6	870,000.00	CITIGRP		100.84	877,340.63	8,496.10	8,224.07	2.10	4.22
US TREASURY N/B NOTES DTD 11/15/2023 4.625% 11/15/2026	91282CJK8	1,695,000.00	JPM_CHA		100.92	1,710,625.87	1,655.36	4,563.25	2.18	4.20
US TREASURY N/B NOTES DTD 12/15/2023 4.375% 12/15/2026	91282CJP7	3,695,000.00	JPM_CHA		100.44	3,711,165.63	(12,268.55)	(6,992.39)	2.27	4.18

Managed Account Fair Market Value & Analytics

For the Month Ending **July 31, 2024**

CITY OF DORAL GENERAL FUND - [REDACTED]

Security Type/Description	Dated Date/Coupon/Maturity	CUSIP	Par	Broker	Next Call Date	Market Price	Market Value	Unreal G/L On Cost	Unreal G/L Amort Cost	Effective Duration	YTM at Mkt
U.S. Treasury Bond / Note											
US TREASURY N/B NOTES		91282CJT9	1,210,000.00	CITIGRP		99.61	1,205,273.50	(5,908.14)	(5,721.28)	2.36	4.17
DTD 01/15/2024 4.000% 01/15/2027											
US TREASURY N/B NOTES		91282CKA8	2,080,000.00	ACADEMY		99.94	2,078,700.00	10,887.50	9,304.44	2.39	4.15
DTD 02/15/2024 4.125% 02/15/2027											
US TREASURY N/B NOTES		91282CKE0	500,000.00	MERRILL		100.33	501,640.60	5,214.82	4,847.78	2.47	4.12
DTD 03/15/2024 4.250% 03/15/2027											
US TREASURY N/B NOTES		91282CKJ9	1,200,000.00	BARCLAY		100.97	1,211,625.00	20,203.12	19,553.44	2.55	4.12
DTD 04/15/2024 4.500% 04/15/2027											
US TREASURY N/B NOTES		91282CKR1	1,000,000.00	MORGAN_		101.03	1,010,312.50	11,757.81	11,687.61	2.63	4.11
DTD 05/15/2024 4.500% 05/15/2027											
US TREASURY N/B NOTES		91282CKV2	1,600,000.00	ASL		101.52	1,624,249.92	22,937.42	22,971.52	2.71	4.06
DTD 06/15/2024 4.625% 06/15/2027											

Security Type Sub-Total			30,605,000.00				30,584,344.50	41,692.16	17,651.81	1.95	4.30
--------------------------------	--	--	----------------------	--	--	--	----------------------	------------------	------------------	-------------	-------------

Federal Agency Mortgage-Backed Security											
FANNIE MAE POOL FM4174		3140X7T82	203,662.35	OTHER		97.09	197,734.67	(18,242.90)	(14,312.16)	1.46	3.41
DTD 09/01/2020 3.000% 11/01/2032											
FN BM4614		3140J9DU2	129,744.48	INTL_FC		95.58	124,015.33	(14,243.64)	(12,061.47)	2.64	3.60
DTD 10/01/2018 3.000% 03/01/2033											
FN FM5616		3140X9G25	172,260.52	CITIGRP		94.94	163,548.61	(18,643.82)	(16,490.09)	3.17	3.59
DTD 01/01/2021 3.000% 12/01/2034											
FANNIE MAE POOL FN 885671		31410C6G2	1,049.99	OTHER		106.08	1,113.83	63.84	63.84	3.44	5.80
DTD 10/01/2006 6.500% 10/01/2036											
FANNIE MAE POOL FN 899203		31410WAC2	11,407.24	OTHER		106.05	12,097.86	690.62	690.62	3.65	5.81
DTD 11/01/2006 6.500% 10/01/2036											
FANNIE MAE POOL FN 899273		31410WCJ5	5,653.90	OTHER		106.08	5,997.67	344.21	344.03	3.29	5.81
DTD 11/01/2006 6.500% 11/01/2036											
GINNIE MAE I POOL 668892		36295FC51	72,111.81	OTHER		107.22	77,317.81	5,206.00	5,206.00	3.56	6.66
DTD 06/01/2007 7.500% 06/01/2037											
FANNIE MAE POOL FN 946318		31413HYP7	396.42	OTHER		106.30	421.39	24.97	24.97	4.00	5.81
DTD 08/01/2007 6.500% 09/01/2037											
GINNIE MAE I POOL 662584		36294XCV6	11,677.81	OTHER		108.46	12,665.82	988.01	988.01	4.20	5.59
DTD 09/01/2007 6.500% 09/01/2037											

Managed Account Fair Market Value & Analytics

For the Month Ending **July 31, 2024**

CITY OF DORAL GENERAL FUND - [REDACTED]

Security Type/Description	Dated Date/Coupon/Maturity	CUSIP	Par	Broker	Next Call Date	Market Price	Market Value	Unreal G/L On Cost	Unreal G/L Amort Cost	Effective Duration	YTM at Mkt
Federal Agency Mortgage-Backed Security											
FANNIE MAE POOL FN 956412		31413VAM9	1,759.88	OTHER		106.30	1,870.80	110.92	110.92	3.83	5.82
DTD 11/01/2007 6.500% 11/01/2037											
GINNIE MAE I POOL 677536		36295QV56	4,194.65	OTHER		105.12	4,409.38	214.73	214.73	4.10	5.94
DTD 11/01/2007 6.500% 11/01/2037											
GINNIE MAE II POOL 4117		36202ESE0	11,417.08	OTHER		105.81	12,080.01	662.93	662.93	3.23	6.36
DTD 04/01/2008 7.000% 04/01/2038											
GINNIE MAE II POOL 4262		36202EWX3	5,187.87	OTHER		108.16	5,610.99	423.12	423.12	3.91	6.14
DTD 10/01/2008 7.000% 10/01/2038											
Security Type Sub-Total			630,524.00				618,884.17	(42,401.01)	(34,134.55)	2.61	4.13

Federal Agency Commercial Mortgage-Backed Security											
FHMS K052 A2		3137BMTX4	690,000.00	BARCLAY		97.83	675,011.74	5,819.55	(4,936.28)	1.09	4.94
DTD 02/10/2016 3.151% 11/01/2025											
FHMS K057 A2		3137BROJ7	355,000.00	CANT_FI		96.23	341,610.82	11,488.55	958.62	1.69	4.63
DTD 09/28/2016 2.570% 07/01/2026											
FHMS K736 A2		3137FNWX4	370,000.00	INTL_FC		95.79	354,412.00	11,106.92	3,184.38	1.66	4.58
DTD 09/01/2019 2.282% 07/01/2026											
FNA 2016-M12 A2		3136AUKX8	358,759.61	WELLS_F		95.83	343,813.65	9,074.10	3,331.07	1.89	2.55
DTD 11/30/2016 2.443% 09/01/2026											
FHMS K067 A2		3137FAWS3	370,000.00	BMO		96.24	356,104.49	3,101.36	2,560.06	2.72	4.57
DTD 09/28/2017 3.194% 07/01/2027											
FHMS K092 A1		3137FLYU2	278,405.73	WELLS_F		96.76	269,381.33	7,408.07	5,114.21	2.06	3.97
DTD 05/31/2019 3.125% 10/01/2028											
Security Type Sub-Total			2,422,165.34				2,340,334.03	47,998.55	10,212.06	1.74	4.32

Federal Agency Collateralized Mortgage Obligation											
Government National Mortgage Association		38375YEK4	12,101.78	OTHER		103.41	12,514.66	412.88	412.88	3.87	5.65
DTD 09/26/2008 6.000% 09/01/2038											
FHLMC SERIES 3842 PH		3137A9QP4	63,740.99	OTHER		98.39	62,716.51	(5,660.64)	(4,006.65)	3.00	4.13
DTD 04/01/2011 4.000% 04/01/2041											
Government National Mortgage Association		38375UPV6	64,908.17	OTHER		97.24	63,114.48	(5,797.78)	(5,477.25)	0.96	3.12
DTD 09/30/2014 3.000% 09/01/2064											

Managed Account Fair Market Value & Analytics

For the Month Ending **July 31, 2024**

CITY OF DORAL GENERAL FUND - [REDACTED]

Security Type/Description Dated Date/Coupon/Maturity	CUSIP	Par	Broker	Next Call Date	Market Price	Market Value	Unreal G/L On Cost	Unreal G/L Amort Cost	Effective Duration	YTM at Mkt
Federal Agency Collateralized Mortgage Obligation										
Government National Mortgage Association DTD 07/30/2019 2.500% 01/01/2069	38380LXE8	166,684.67	OTHER		97.38	162,315.44	(5,248.24)	(5,159.19)	0.73	2.60
Government National Mortgage Association DTD 01/30/2020 2.250% 12/01/2069	38380LV67	206,066.80	OTHER		96.70	199,274.23	(7,686.05)	(7,605.31)	0.89	2.37
Security Type Sub-Total		513,502.41				499,935.32	(23,979.83)	(21,835.52)	1.19	2.84

Corporate Note										
3M COMPANY (CALLABLE) CORP NOTES DTD 08/26/2019 2.000% 02/14/2025	88579YBH3	300,000.00	JPM_CHA	01/14/25	98.12	294,352.80	(17,539.20)	(7,281.37)	0.45	5.59
MET TOWER GLOBAL FUNDING NOTES DTD 06/13/2022 3.700% 06/13/2025	58989V2E3	330,000.00	JPM_CHA		98.73	325,818.24	(3,858.36)	(4,088.52)	0.86	5.20
COOPERAT RABOBANK UA/NY CORPORATE NOTES DTD 07/18/2023 5.500% 07/18/2025	21688AAW2	305,000.00	MERRILL		100.41	306,247.45	1,445.70	1,342.64	0.95	5.06
MORGAN STANLEY CORP NOTES DTD 07/23/2015 4.000% 07/23/2025	6174468C6	235,000.00	GOLDMAN		98.88	232,362.83	(3,732.27)	(2,974.12)	0.97	5.19
MASSMUTUAL GLOBAL FUNDIN NOTES DTD 08/26/2022 4.150% 08/26/2025	57629WDK3	260,000.00	JPM_CHA		99.06	257,567.96	(2,164.24)	(2,336.75)	1.04	5.05
PRICOA GLOBAL FUNDING 1 NOTES DTD 08/31/2022 4.200% 08/28/2025	74153WCR8	155,000.00	CITIGRP		98.96	153,388.16	(1,517.29)	(1,577.93)	1.05	5.20
BANK OF MONTREAL CORPORATE NOTES DTD 09/25/2023 5.920% 09/25/2025	06368LWT9	325,000.00	BMO		100.99	328,208.73	3,208.73	3,208.73	1.11	5.03
BANK OF AMERICA CORP NOTES (CALLABLE) DTD 09/25/2020 0.981% 09/25/2025	06051GJG5	805,000.00	OTHER	09/25/24	99.27	799,096.94	(5,903.06)	(5,903.06)	0.16	1.63
CITIBANK NA CORP NOTES (CALLABLE) DTD 09/29/2023 5.864% 09/29/2025	17325FBA5	255,000.00	CITIGRP	08/29/25	100.87	257,228.19	2,228.19	2,228.19	1.04	5.08
PNC FINANCIAL SERVICES CORP NOTE (CALLAB DTD 10/28/2022 5.671% 10/28/2025	693475BH7	160,000.00	PNC	10/28/24	100.02	160,029.92	29.92	29.92	0.25	5.65
LINDE INC/CT CORPORATE NOTES (CALLABLE) DTD 12/05/2022 4.700% 12/05/2025	53522KAB9	505,000.00	DEUTSCH	11/05/25	99.87	504,358.65	(95.95)	(397.01)	1.23	4.79

Managed Account Fair Market Value & Analytics

For the Month Ending **July 31, 2024**

CITY OF DORAL GENERAL FUND - [REDACTED]										
Security Type/Description				Next Call	Market	Market	Unreal G/L	Unreal G/L	Effective	YTM
Dated Date/Coupon/Maturity	CUSIP	Par	Broker	Date	Price	Value	On Cost	Amort Cost	Duration	at Mkt
Corporate Note										
PROTECTIVE LIFE GLOBAL NOTES DTD 01/06/2023 5.366% 01/06/2026	74368CBO6	150,000.00	MORGAN_		100.54	150,803.55	803.55	803.55	1.39	4.97
CATERPILLAR FINL SERVICE CORPORATE NOTES DTD 01/06/2023 4.800% 01/06/2026	14913R3B1	500,000.00	JPM_CHA		100.09	500,444.50	569.50	504.15	1.40	4.73
NATIONAL AUSTRALIA BK/NY CORPORATE NOTES DTD 01/12/2023 4.966% 01/12/2026	63253OAA2	450,000.00	GOLDMAN		100.22	451,004.40	1,004.40	1,004.40	1.41	4.80
WELLS FARGO BANK NA CORPORATE NOTES (CAL DTD 01/23/2024 4.811% 01/15/2026	94988J6H5	520,000.00	WELLS_F	12/14/25	99.72	518,548.68	(1,451.32)	(1,451.32)	1.34	5.01
STATE STREET CORP NOTES (CALLABLE) DTD 01/26/2023 4.857% 01/26/2026	857477BZ5	55,000.00	GOLDMAN	01/26/25	99.89	54,940.55	(59.45)	(59.45)	0.49	4.93
BANK OF NOVA SCOTIA CORPORATE NOTES DTD 02/02/2023 4.750% 02/02/2026	06417XAN1	500,000.00	CITIGRP		99.70	498,512.50	6,167.50	3,069.05	1.44	4.96
STATE STREET CORP (CALLABLE) CORPORATE N DTD 02/07/2022 1.746% 02/06/2026	857477BR3	155,000.00	GOLDMAN	02/26/25	98.21	152,226.74	(2,773.26)	(2,773.26)	0.57	2.96
JPMORGAN CHASE & CO (CALLABLE) CORPORATE DTD 04/26/2022 4.080% 04/26/2026	46647PCZ7	350,000.00	JPM_CHA	04/26/25	99.13	346,970.75	(3,029.25)	(3,029.25)	0.73	4.60
AMERICAN HONDA FINANCE CORPORATE NOTES DTD 07/07/2023 5.250% 07/07/2026	02665WEK3	95,000.00	SOCGEN		100.88	95,837.52	1,360.97	1,175.15	1.86	4.77
AMERICAN HONDA FINANCE CORPORATE NOTES DTD 07/07/2023 5.250% 07/07/2026	02665WEK3	125,000.00	MIZUHO		100.88	126,102.00	1,255.75	1,200.90	1.86	4.77
TORONTO-DOMINION BANK CORPORATE NOTES DTD 07/17/2023 5.532% 07/17/2026	89115A2S0	500,000.00	RBS		101.18	505,894.50	4,459.50	4,952.33	1.89	4.89
ROYAL BANK OF CANADA CORPORATE NOTES DTD 07/20/2023 5.200% 07/20/2026	78016FZZ0	500,000.00	JPM_CHA		100.77	503,866.50	6,146.50	5,365.62	1.90	4.78

Managed Account Fair Market Value & Analytics

For the Month Ending **July 31, 2024**

CITY OF DORAL GENERAL FUND - [REDACTED]

Security Type/Description	CUSIP	Par	Broker	Next Call Date	Market Price	Market Value	Unreal G/L On Cost	Unreal G/L Amort Cost	Effective Duration	YTM at Mkt
Corporate Note										
MORGAN STANLEY CORP NOTES DTD 07/25/2016 3.125% 07/27/2026	61761J3R8	200,000.00	MORGAN_		96.87	193,739.80	5,865.80	1,739.21	1.94	4.79
MERCEDES-BENZ FIN NA CORPORATE NOTES DTD 08/03/2023 5.200% 08/03/2026	58769JAK3	275,000.00	SCOTIA		100.86	277,356.75	4,182.75	3,598.97	1.89	4.75
STATE STREET CORP NOTES (CALLABLE) DTD 08/03/2023 5.272% 08/03/2026	857477CD3	380,000.00	MORGAN_		100.57	382,179.30	2,179.30	2,179.30	1.88	4.97
TOYOTA MOTOR CREDIT CORP CORPORATE NOTES DTD 08/14/2023 5.000% 08/14/2026	89236TKX2	275,000.00	HSBC		100.59	276,623.88	1,956.63	1,849.46	1.92	4.69
PACIFIC LIFE GF II NOTES DTD 08/30/2023 5.500% 08/28/2026	6944PL2W8	90,000.00	JPM_CHA		101.51	91,362.24	1,393.74	1,384.04	1.95	4.72
SUMITOMO MITSUI TR BK LT CORPORATE NOTES DTD 09/14/2023 5.650% 09/14/2026	86563VBK4	275,000.00	GOLDMAN		101.43	278,936.08	3,980.08	3,967.92	1.99	4.93
NEW YORK LIFE GLOBAL FDG NOTES DTD 09/19/2023 5.450% 09/18/2026	64953BBF4	500,000.00	MERRILL		101.42	507,102.50	7,197.50	7,171.58	2.00	4.74
HOME DEPOT INC CORPORATE NOTES DTD 12/04/2023 4.950% 09/30/2026	437076CV2	115,000.00	JPM_CHA		100.70	115,800.63	1,052.48	996.83	2.05	4.61
CANADIAN IMPERIAL BANK CORPORATE NOTES DTD 10/03/2023 5.926% 10/02/2026	13607LWT6	275,000.00	CIBC		102.12	280,825.88	5,825.88	5,825.88	2.03	4.89
DIAGEO CAPITAL PLC CORPORATE NOTES (CALL DTD 10/05/2023 5.375% 10/05/2026	25243YBK4	315,000.00	MERRILL	09/05/26	101.33	319,184.78	5,038.43	4,818.00	1.98	4.73
STATE STREET CORP NOTES (CALLABLE) DTD 11/04/2022 5.751% 11/04/2026	857477BX0	100,000.00	DEUTSCH	11/04/25	100.85	100,854.10	854.10	854.10	1.22	5.34
PACCAR FINANCIAL CORP CORPORATE NOTES DTD 11/09/2023 5.200% 11/09/2026	69371RS72	190,000.00	JPM_CHA		101.27	192,407.11	2,553.41	2,519.95	2.15	4.61
PEPSICO INC CORPORATE NOTES (CALLABLE) DTD 11/10/2023 5.125% 11/10/2026	713448FW3	145,000.00	MERRILL	10/10/26	101.30	146,890.08	1,929.23	1,920.30	2.08	4.52

Managed Account Fair Market Value & Analytics

For the Month Ending **July 31, 2024**

CITY OF DORAL GENERAL FUND - [REDACTED]

Security Type/Description	CUSIP	Par	Broker	Next Call Date	Market Price	Market Value	Unreal G/L On Cost	Unreal G/L Amort Cost	Effective Duration	YTM at Mkt
Corporate Note										
ROCHE HOLDINGS INC CORP NOTE (CALLABLE) DTD 11/13/2023 5.265% 11/13/2026	771196CE0	470,000.00	BARCLAY	10/13/26	101.18	475,543.18	5,543.18	5,543.18	2.08	4.71
WELLS FARGO CORP NOTES (CALLABLE) DTD 12/11/2023 5.254% 12/11/2026	94988J6F9	370,000.00	WELLS_F	11/09/26	101.05	373,868.72	3,868.72	3,868.72	2.16	4.78
MERCEDES-BENZ FIN NA CORPORATE NOTES DTD 01/11/2024 4.800% 01/11/2027	58769JAO0	250,000.00	MERRILL		100.32	250,807.50	1,062.50	1,017.87	2.33	4.66
PROTECTIVE LIFE GLOBAL NOTES DTD 01/12/2024 4.992% 01/12/2027	74368CBX1	370,000.00	WELLS_F		100.39	371,451.51	1,451.51	1,451.51	2.33	4.82
PRINCIPAL LFE GLB FND II NOTES DTD 01/16/2024 5.000% 01/16/2027	74256LEX3	90,000.00	MKTX		100.43	90,384.03	113.13	159.34	2.34	4.81
PRINCIPAL LFE GLB FND II NOTES DTD 01/16/2024 5.000% 01/16/2027	74256LEX3	135,000.00	WELLS_F		100.43	135,576.05	628.70	619.73	2.34	4.81
BPCE SA NOTES DTD 01/18/2024 5.203% 01/18/2027	05571AAT2	250,000.00	CITIGRP		100.43	251,083.25	828.25	871.16	2.34	5.01
AUST & NZ BANKING GRP NY BONDS DTD 01/18/2024 4.750% 01/18/2027	05253JAZ4	525,000.00	MERRILL		100.55	527,899.05	2,899.05	2,899.05	2.35	4.51
BANQUE FED CRED MUTUEL CORPORATE NOTES DTD 01/23/2024 5.088% 01/23/2027	06675FBC0	500,000.00	WELLS_F		100.39	501,936.50	1,936.50	1,936.50	2.36	4.92
PNC FINANCIAL SERVICES CORP NOTES (CALLA) DTD 01/24/2023 4.758% 01/26/2027	693475BL8	35,000.00	PNC	01/26/26	99.53	34,835.78	(164.22)	(164.22)	1.45	4.96
NATIONAL RURAL UTIL COOP CORP NOTES (CAL) DTD 02/05/2024 4.800% 02/05/2027	63743HFM9	510,000.00	PNC	01/05/27	100.57	512,909.04	3,062.04	3,038.57	2.27	4.56
TEXAS INSTRUMENTS CORP NOTES (CALLABLE) DTD 02/08/2024 4.600% 02/08/2027	882508CE2	325,000.00	MERRILL	01/08/27	100.30	325,977.28	1,185.28	1,153.84	2.28	4.47
ELI LILLY & CO CORPORATE NOTES DTD 02/09/2024 4.500% 02/09/2027	532457CJ5	335,000.00	DEUTSCH		100.07	335,222.11	399.66	372.94	2.36	4.47

Managed Account Fair Market Value & Analytics

For the Month Ending **July 31, 2024**

CITY OF DORAL GENERAL FUND - [REDACTED]

Security Type/Description Dated Date/Coupon/Maturity	CUSIP	Par	Broker	Next Call Date	Market Price	Market Value	Unreal G/L On Cost	Unreal G/L Amort Cost	Effective Duration	YTM at Mkt
Corporate Note										
BRISTOL-MYERS SQUIBB CORP NOTES (CALLABL DTD 02/22/2024 4.900% 02/22/2027	110122EE4	105,000.00	CITIGRP	01/22/27	100.70	105,738.89	852.29	836.60	2.31	4.61
WESTPAC NEW ZEALAND LTD CORPORATE NOTES DTD 02/26/2024 5.132% 02/26/2027	96122FAB3	250,000.00	CITIGRP		100.81	252,036.50	2,036.50	2,036.50	2.39	4.79
ASTRAZENECA FINANCE LLC CORP NOTES (CALL DTD 02/26/2024 4.800% 02/26/2027	04636NAK9	250,000.00	CITIGRP	01/26/27	100.49	251,234.75	1,654.75	1,598.03	2.33	4.59
CISCO SYSTEMS INC CORPORATE NOTES (CALLA DTD 02/26/2024 4.800% 02/26/2027	17275RBO4	325,000.00	DEUTSCH	01/26/27	100.82	327,662.08	3,084.58	3,027.51	2.33	4.46
DEERE & COMPANY CAPITAL CORP NOTE DTD 03/07/2024 4.850% 03/05/2027	24422EXM6	420,000.00	BARCLAY		100.71	422,966.04	3,356.64	3,307.74	2.43	4.56
CREDIT AGRICOLE SA NOTES DTD 03/11/2024 5.134% 03/11/2027	22534PAH6	515,000.00	CREDAG		100.70	518,605.00	3,605.00	3,605.00	2.43	4.85
AMERICAN HONDA FINANCE CORPORATE NOTES DTD 03/13/2024 4.900% 03/12/2027	02665WFD8	230,000.00	TD		100.60	231,374.02	1,500.52	1,485.36	2.44	4.65
STATE STREET CORP NOTE (CALLABLE) DTD 03/18/2024 4.993% 03/18/2027	857477CL5	210,000.00	MORGAN_	02/18/27	101.01	212,124.57	2,124.57	2,124.57	2.39	4.58
NORTHWESTERN MUTUAL GBL NOTES DTD 03/25/2024 5.070% 03/25/2027	66815L2R9	175,000.00	MORGAN_		101.20	177,101.40	2,120.65	2,118.55	2.47	4.58
HORMEL FOODS CORP CORPORATE NOTES (CALLA DTD 03/08/2024 4.800% 03/30/2027	440452AK6	170,000.00	WELLS_F	02/28/27	100.58	170,989.06	1,153.96	1,133.89	2.41	4.57
BMW US CAPITAL LLC CORPORATE NOTES DTD 04/02/2024 4.900% 04/02/2027	05565ECH6	540,000.00	JPM_CHA		100.64	543,437.10	4,079.70	4,013.41	2.50	4.64
ADOBE INC CORPORATE NOTES DTD 04/04/2024 4.850% 04/04/2027	00724PAE9	215,000.00	MERRILL		100.89	216,920.38	2,027.88	2,016.96	2.51	4.49
BRIGHTHSE FIN GBL FUND NOTES DTD 04/11/2024 5.550% 04/09/2027	10921U2J6	310,000.00	JPM_CHA		100.70	312,161.63	2,254.63	2,245.81	2.50	5.27
MASSMUTUAL GLOBAL FUNDIN NOTES DTD 04/09/2024 5.100% 04/09/2027	57629W4S6	515,000.00	JPM_CHA		101.40	522,225.45	7,379.95	7,364.98	2.51	4.54

Managed Account Fair Market Value & Analytics

For the Month Ending July 31, 2024

CITY OF DORAL GENERAL FUND - [REDACTED]										
Security Type/Description				Next Call	Market	Market	Unreal G/L	Unreal G/L	Effective	YTM
Dated Date/Coupon/Maturity	CUSIP	Par	Broker	Date	Price	Value	On Cost	Amort Cost	Duration	at Mkt
Corporate Note										
UNITEDHEALTH GROUP INC CORPORATE NOTES (DTD 03/21/2024 4.600% 04/15/2027	91324PEY4	530,000.00	MERRILL	03/15/27	100.17	530,916.90	4,611.00	4,201.30	2.46	4.53
GOLDMAN SACHS BANK USA CORPORATE NOTES (DTD 05/21/2024 5.414% 05/21/2027	38151LAG5	415,000.00	GOLDMAN	05/21/26	100.53	417,211.54	2,211.54	2,211.54	1.73	5.21
SVENSKA HANDELSBANKEN AB NOTES DTD 05/28/2024 5.125% 05/28/2027	86959LAQ6	280,000.00	MERRILL		101.19	283,322.76	3,613.96	3,598.02	2.64	4.67
MET LIFE GLOB FUNDING I NOTES DTD 06/11/2024 5.050% 06/11/2027	592179KL8	375,000.00	MERRILL		101.16	379,366.88	4,831.88	4,811.80	2.68	4.61
CANADIAN IMPERIAL BANK CORPORATE NOTES DTD 06/28/2024 5.237% 06/28/2027	13607L8C0	170,000.00	CIBC		100.06	170,095.54	95.54	95.54	2.72	5.22
BLACKROCK FUNDING INC CORPORATE NOTES (C DTD 07/26/2024 4.600% 07/26/2027	09290DAH4	335,000.00	MERRILL	06/26/27	100.62	337,091.41	2,101.46	2,101.41	2.75	4.37
HONEYWELL INTERNATIONAL CORPORATE NOTES DTD 08/01/2024 4.650% 07/30/2027	438516CX2	310,000.00	DEUTSCH	06/30/27	100.37	311,138.32	1,147.62	1,147.62	2.76	4.52
BP CAP MARKETS AMERICA CORPORATE NOTES (DTD 05/17/2024 5.017% 11/17/2027	10373OBY5	395,000.00	DEUTSCH	10/17/27	101.41	400,564.37	5,564.37	5,564.37	2.98	4.55
MORGAN STANLEY CORP NOTES (CALLABLE) DTD 04/19/2024 5.652% 04/13/2028	61747YFP5	90,000.00	MORGAN_	04/13/27	101.83	91,650.78	1,650.78	1,650.78	2.51	5.10
BANK OF NY MELLON CORP CORPORATE NOTES (DTD 07/22/2024 4.890% 07/21/2028	06406RBX4	465,000.00	MORGAN_	07/21/27	100.41	466,885.11	1,885.11	1,885.11	2.80	4.78
JPMORGAN CHASE & CO CORPORATE NOTES (CAL DTD 07/22/2024 4.979% 07/22/2028	46647PEL6	340,000.00	JPM_CHA	07/22/27	100.55	341,855.38	1,855.38	1,855.38	2.80	4.83
Security Type Sub-Total		22,770,000.00				22,869,245.05	120,180.45	120,644.10	1.94	4.67

Managed Account Fair Market Value & Analytics

For the Month Ending **July 31, 2024**

CITY OF DORAL GENERAL FUND - [REDACTED]

Security Type/Description Dated Date/Coupon/Maturity	CUSIP	Par	Broker	Next Call Date	Market Price	Market Value	Unreal G/L On Cost	Unreal G/L Amort Cost	Effective Duration	YTM at Mkt
Bank Note										
CITIBANK NA CORP NOTES (CALLABLE) DTD 04/30/2024 5.438% 04/30/2026	17325FBF4	255,000.00	CITIGRP	03/30/26	100.92	257,339.12	2,339.12	2,339.12	1.59	4.88
Security Type Sub-Total		255,000.00				257,339.12	2,339.12	2,339.12	1.59	4.88
Asset-Backed Security										
VWALT 2022-A A3 DTD 06/14/2022 3.440% 07/21/2025	92868AAC9	22,392.36	RBC		99.82	22,352.52	(38.06)	(39.28)	0.10	3.63
KCOT 2021-2A A3 DTD 07/28/2021 0.560% 11/17/2025	50117XAE2	52,140.75	MITSU		98.68	51,451.05	(687.74)	(689.11)	0.24	1.59
HAROT 2021-3 A3 DTD 08/25/2021 0.410% 11/18/2025	43815EAC8	60,912.91	BARCLAY		98.71	60,127.57	(784.45)	(785.07)	0.24	1.41
CARMX 2021-1 A3 DTD 01/27/2021 0.340% 12/15/2025	14316NAC3	27,039.46	OTHER		99.61	26,934.51	(99.61)	(103.45)	0.06	0.62
HAROT 2021-4 A3 DTD 11/24/2021 0.880% 01/21/2026	43815GAC3	69,667.69	MERRILL		98.23	68,431.48	(1,221.53)	(1,231.01)	0.38	2.10
DTRT 2022-1 A3 DTD 10/19/2022 5.230% 02/17/2026	233869AC0	199,181.47	JPM_CHA		99.79	198,757.89	(410.35)	(417.44)	0.45	5.37
HAROT 2022-1 A3 DTD 02/23/2022 1.880% 05/15/2026	43815BAC4	184,159.07	JPM_CHA		98.13	180,722.07	(3,409.31)	(3,425.29)	0.48	2.95
FORDO 2022-A A3 DTD 01/24/2022 1.290% 06/15/2026	345286AC2	71,712.05	CITIGRP		98.15	70,386.19	(1,317.34)	(1,322.23)	0.40	2.30
CARMX 2021-3 A3 DTD 07/28/2021 0.550% 06/15/2026	14317DAC4	128,412.27	RBC		97.85	125,649.54	(2,741.60)	(2,754.64)	0.34	1.72
VALET 2021-1 A3 DTD 12/13/2021 1.020% 06/22/2026	92868KAC7	83,836.06	WELLS_F		98.35	82,453.69	(1,379.09)	(1,381.00)	0.35	1.91
BMWOT 2022-A A3 DTD 05/18/2022 3.210% 08/25/2026	05602RAD3	108,498.35	RBC		98.84	107,244.83	(1,247.88)	(1,250.79)	0.51	3.79
CARMX 2021-4 A3 DTD 09/22/2021 0.560% 09/15/2026	14317JAD9	65,534.53	BARCLAY		97.72	64,037.87	(1,489.18)	(1,493.47)	0.40	1.65
JDOT 2022-A A3 DTD 03/16/2022 2.320% 09/16/2026	47787JAC2	133,712.81	MERRILL		98.27	131,401.57	(2,281.66)	(2,297.29)	0.53	3.16
KCOT 2022-1A A3 DTD 03/23/2022 2.670% 10/15/2026	50117EAC8	212,359.91	JPM_CHA		98.28	208,704.52	(3,625.03)	(3,640.73)	0.63	3.48

Managed Account Fair Market Value & Analytics

For the Month Ending **July 31, 2024**

CITY OF DORAL GENERAL FUND - [REDACTED]

Security Type/Description	CUSIP	Par	Broker	Next Call Date	Market Price	Market Value	Unreal G/L On Cost	Unreal G/L Amort Cost	Effective Duration	YTM at Mkt
Asset-Backed Security										
HART 2022-A A3 DTD 03/16/2022 2.220% 10/15/2026	448977AD0	221,822.79	MERRILL		98.31	218,075.34	(3,738.92)	(3,743.35)	0.47	3.01
ALLYA 2022-1 A3 DTD 05/18/2022 3.310% 11/15/2026	02008JAC0	246,029.07	BARCLAY		98.81	243,097.58	(2,883.86)	(2,907.24)	0.46	3.85
GMCAR 2022-1 A3 DTD 01/19/2022 1.260% 11/16/2026	380146AC4	73,601.72	BNP_PAR		98.07	72,178.47	(1,416.86)	(1,420.21)	0.47	2.12
CNH 2021-C A3 DTD 10/27/2021 0.810% 12/15/2026	12598LAC0	82,746.84	WELLS_F		97.45	80,639.75	(2,097.47)	(2,102.65)	0.54	1.91
HDMOT 2022-A A3 DTD 04/20/2022 3.060% 02/15/2027	41284YAD8	139,007.85	WELLS_F		98.80	137,342.01	(1,642.70)	(1,653.65)	0.45	3.55
GMCAR 2022-2 A3 DTD 04/13/2022 3.100% 02/16/2027	362585AC5	119,109.82	RBC		98.63	117,475.16	(1,609.77)	(1,621.60)	0.60	3.67
CARMX 2022-2 A3 DTD 04/28/2022 3.490% 02/16/2027	14317HAC5	171,635.90	MERRILL		98.81	169,595.27	(2,014.52)	(2,026.81)	0.53	3.98
TAOT 2022-C A3 DTD 08/16/2022 3.760% 04/15/2027	89231CAD9	138,533.28	CITIGRP		98.85	136,942.11	(1,568.03)	(1,577.76)	0.73	4.21
COPAR 2022-1 A3 DTD 05/04/2022 3.170% 04/15/2027	14043QAC6	159,835.84	WELLS_F		98.43	157,329.39	(2,471.52)	(2,487.37)	0.66	3.78
COMET 2022-A2 A DTD 06/14/2022 3.490% 05/15/2027	14041NGA3	475,000.00	RBC		98.65	468,593.77	(6,330.33)	(6,363.25)	0.76	4.00
COPAR 2022-2 A3 DTD 08/10/2022 3.660% 05/17/2027	14043GAD6	197,662.07	JPM_CHA		98.72	195,125.04	(2,522.88)	(2,528.75)	0.70	4.15
DCENT 2022-A2 A DTD 05/26/2022 3.320% 05/17/2027	254683CS2	480,000.00	RBC		98.56	473,077.49	(6,883.49)	(6,900.63)	0.76	3.86
AMXCA 2022-2 A DTD 05/24/2022 3.390% 05/17/2027	02582JJT8	515,000.00	BARCLAY		98.60	507,778.16	(7,107.92)	(7,158.02)	0.76	3.92
KCOT 2023-1A A3 DTD 03/31/2023 5.020% 06/15/2027	50117KAC4	175,000.00	MIZUHO		99.93	174,875.77	(96.84)	(105.55)	1.30	5.05
JDOT 2022-C A3 DTD 10/19/2022 5.090% 06/15/2027	47800BAC2	400,000.00	CITIGRP		99.82	399,272.40	(696.56)	(708.46)	0.85	5.16
CNH 2022-A A3 DTD 03/31/2022 2.940% 07/15/2027	12660DAC1	161,463.46	CITIGRP		97.82	157,937.03	(3,514.50)	(3,519.77)	0.88	3.72
DCENT 2022-A3 A3 DTD 08/09/2022 3.560% 07/15/2027	254683CW3	420,000.00	MERRILL		98.52	413,795.17	(6,152.71)	(6,173.63)	0.91	4.09

Managed Account Fair Market Value & Analytics

For the Month Ending **July 31, 2024**

CITY OF DORAL GENERAL FUND - [REDACTED]

Security Type/Description Dated Date/Coupon/Maturity	CUSIP	Par	Broker	Next Call Date	Market Price	Market Value	Unreal G/L On Cost	Unreal G/L Amort Cost	Effective Duration	YTM at Mkt
Asset-Backed Security										
CARMX 2022-4 A3 DTD 10/31/2022 5.340% 08/16/2027	14318UAD3	550,000.00	BARCLAY		100.10	550,535.10	664.07	616.90	0.75	5.31
MBART 2022-1 A3 DTD 11/22/2022 5.210% 08/16/2027	58768PAC8	564,432.40	SMBC		99.96	564,229.09	(91.67)	(131.60)	0.71	5.22
CHAIT 2022-A1 A DTD 09/16/2022 3.970% 09/15/2027	161571HS6	200,000.00	JPM_CHA		98.82	197,646.52	(2,320.10)	(2,332.63)	1.07	4.37
TAOT 2023-A A3 DTD 01/30/2023 4.630% 09/15/2027	891940AC2	215,000.00	MERRILL		99.46	213,831.75	(1,168.14)	(1,168.18)	0.98	4.82
JDOT 2023-A A3 DTD 03/02/2023 5.010% 11/15/2027	47800CAC0	140,000.00	MITSU		99.88	139,838.85	(135.64)	(143.33)	1.24	5.05
BACCT 2022-A1 A1 DTD 06/16/2022 3.530% 11/15/2027	05522RDE5	165,000.00	MERRILL		98.59	162,673.17	(2,316.53)	(2,320.58)	0.83	3.99
HAROT 2023-2 A3 DTD 05/30/2023 4.930% 11/15/2027	437927AC0	225,000.00	BARCLAY		99.95	224,897.15	(66.40)	(75.99)	1.36	4.95
DTRT 2024-1 A3 DTD 04/24/2024 5.490% 12/15/2027	233874AC0	165,000.00	JPM_CHA		100.89	166,468.15	1,482.80	1,481.81	1.69	5.20
KCOT 2023-2A A3 DTD 07/26/2023 5.280% 01/18/2028	500945AC4	130,000.00	JPM_CHA		100.83	131,075.58	1,108.42	1,100.96	1.73	5.02
FORDO 2023-A A3 DTD 03/31/2023 4.650% 02/15/2028	344928AD8	175,000.00	BNP_PAR		99.57	174,248.03	(733.72)	(738.73)	1.18	4.78
TAOT 2023-B A3 DTD 05/23/2023 4.710% 02/15/2028	891941AD8	240,000.00	RBC		99.51	238,813.37	(1,173.21)	(1,176.59)	1.33	4.86
BAAT 2023-1A A3 DTD 07/31/2023 5.530% 02/15/2028	06428AAC2	265,000.00	MERRILL		100.69	266,827.39	1,837.43	1,835.21	1.34	5.32
GMCAR 2023-2 A3 DTD 04/12/2023 4.470% 02/16/2028	362583AD8	185,000.00	MERRILL		99.33	183,754.45	(1,240.46)	(1,241.83)	1.17	4.68
BMWOT 2023-A A3 DTD 07/18/2023 5.470% 02/25/2028	05592XAD2	120,000.00	TD		100.65	120,780.86	802.12	797.32	1.30	5.27
JDOT 2023-B A3 DTD 06/28/2023 5.180% 03/15/2028	477920AC6	155,000.00	MERRILL		100.18	155,283.06	308.91	302.91	1.37	5.12
HART 2023-B A3 DTD 07/19/2023 5.480% 04/17/2028	44933XAD9	150,000.00	BARCLAY		100.57	150,862.07	868.58	867.16	1.41	5.31
BAAT 2023-2A A3 DTD 11/21/2023 5.740% 06/15/2028	06054YAC1	395,000.00	MERRILL		101.31	400,183.59	5,190.74	5,189.77	1.58	5.36

Managed Account Fair Market Value & Analytics

For the Month Ending **July 31, 2024**

CITY OF DORAL GENERAL FUND - [REDACTED]

Security Type/Description	CUSIP	Par	Broker	Next Call Date	Market Price	Market Value	Unreal G/L On Cost	Unreal G/L Amort Cost	Effective Duration	YTM at Mkt
Asset-Backed Security										
KCOT 2024-1A A3	50117BAC4	170,000.00	MIZUHO		100.63	171,066.60	1,073.25	1,072.64	2.15	5.02
DTD 02/21/2024 5.190% 07/17/2028										
CNH 2023-A A3	12664QAC8	165,000.00	CITIGRP		99.79	164,661.07	(311.13)	(317.78)	1.51	4.87
DTD 04/25/2023 4.810% 08/15/2028										
FITAT 2023-1 A3	31680EAD3	475,000.00	JPM_CHA		100.70	478,326.43	3,355.88	3,350.31	1.53	5.34
DTD 08/23/2023 5.530% 08/15/2028										
CHAIT 2023-A1 A	161571HT4	405,000.00	JPM_CHA		100.96	408,884.96	3,997.23	3,979.53	1.96	4.90
DTD 09/15/2023 5.160% 09/15/2028										
PFAST 2023-1A A3	73328OAC8	205,000.00	WELLS_F		99.69	204,369.77	(596.49)	(604.02)	0.93	4.89
DTD 05/24/2023 4.810% 09/22/2028										
TAOT 2024-A A3	89238DAD0	150,000.00	MERRILL		100.10	150,152.76	182.77	179.87	1.85	4.80
DTD 01/30/2024 4.830% 10/16/2028										
JDOT 2024-A A3	47800RAD5	125,000.00	CITIGRP		100.52	125,644.80	651.80	651.30	2.08	4.83
DTD 03/19/2024 4.960% 11/15/2028										
KCOT 2024-2A A3	50117DAC0	180,000.00	MITSU		101.00	181,803.78	1,808.10	1,808.01	2.47	5.00
DTD 06/25/2024 5.260% 11/15/2028										
ALLYA 2024-1 A3	02008FAC8	240,000.00	BARCLAY		100.33	240,781.99	816.84	814.30	1.65	5.00
DTD 03/13/2024 5.080% 12/01/2028										
GMCAR 2024-1 A3	36268GAD7	65,000.00	BARCLAY		99.87	64,918.54	(68.39)	(69.68)	1.90	4.88
DTD 01/17/2024 4.850% 12/18/2028										
HUNT 2024-1A A3	446144AE7	155,000.00	MORGAN_		100.63	155,983.97	989.74	989.28	1.92	5.07
DTD 02/22/2024 5.230% 01/16/2029										
BMWOT 2024-A A3	096919AD7	295,000.00	JPM_CHA		101.21	298,564.66	3,609.47	3,608.29	2.05	4.88
DTD 06/11/2024 5.180% 02/26/2029										
HART 2024-B A3	44934OAD3	240,000.00	CITIGRP		100.02	240,055.22	91.44	91.29	2.18	4.83
DTD 07/24/2024 4.840% 03/15/2029										
JDOT 2024-B A3	47786WAD2	245,000.00	RBC		101.27	248,121.96	3,169.86	3,168.78	2.27	4.89
DTD 06/18/2024 5.200% 03/15/2029										
TAOT 2024-C A3	89237OAD2	280,000.00	MITSU		100.39	281,105.41	1,105.58	1,105.58	2.24	4.78
DTD 07/30/2024 4.880% 03/15/2029										
WOART 2024-A A3	98164RAD8	350,000.00	MIZUHO		100.16	350,564.41	610.54	606.78	2.09	4.82
DTD 02/14/2024 4.860% 03/15/2029										
CHAOT 2024-1A A3	16144BAC2	130,000.00	JPM_CHA		100.45	130,584.31	592.97	592.46	2.08	5.02
DTD 03/27/2024 5.130% 05/25/2029										

Managed Account Fair Market Value & Analytics

For the Month Ending **July 31, 2024**

CITY OF DORAL GENERAL FUND - [REDACTED]										
Security Type/Description				Next Call	Market	Market	Unreal G/L	Unreal G/L	Effective	YTM
Dated Date/Coupon/Maturity	CUSIP	Par	Broker	Date	Price	Value	On Cost	Amort Cost	Duration	at Mkt
Asset-Backed Security										
CNH 2024-A A3 DTD 01/24/2024 4.770% 06/15/2029	18978FAC0	150,000.00	MERRILL		99.99	149,987.21	22.65	19.61	1.95	4.77
Security Type Sub-Total		13,660,440.73				13,609,311.24	(49,362.40)	(49,920.37)	1.18	4.48
Managed Account Sub-Total		70,856,632.48				70,779,393.43	96,467.04	44,956.65	1.79	4.44
Securities Sub-Total		\$70,856,632.48				\$70,779,393.43	\$96,467.04	\$44,956.65	1.79	4.44%
Accrued Interest						\$589,240.74				
Total Investments						\$71,368,634.17				

Bolded items are forward settling trades.

Managed Account Security Transactions & Interest

For the Month Ending **July 31, 2024**

CITY OF DORAL GENERAL FUND - [REDACTED]

Transaction Type		Security Description	CUSIP	Par	Principal Proceeds	Accrued Interest	Total	Realized G/L Cost	Realized G/L Amort Cost	Sale Method
Trade	Settle									
BUY										
07/01/24	07/02/24	US TREASURY N/B NOTES DTD 06/15/2024 4.625% 06/15/2027	91282CKV2	1,600,000.00	(1,601,312.50)	(3,437.16)	(1,604,749.66)			
07/15/24	07/22/24	BANK OF NY MELLON CORP CORPORATE NOTES (DTD 07/22/2024 4.890% 07/21/2028	06406RBX4	465,000.00	(465,000.00)	0.00	(465,000.00)			
07/15/24	07/22/24	JPMORGAN CHASE & CO CORPORATE NOTES (CAL DTD 07/22/2024 4.979% 07/22/2028	46647PEL6	340,000.00	(340,000.00)	0.00	(340,000.00)			
07/16/24	07/24/24	HART 2024-B A3 DTD 07/24/2024 4.840% 03/15/2029	44934OAD3	240,000.00	(239,963.78)	0.00	(239,963.78)			
07/17/24	07/26/24	BLACKROCK FUNDING INC CORPORATE NOTES (C DTD 07/26/2024 4.600% 07/26/2027	09290DAH4	335,000.00	(334,989.95)	0.00	(334,989.95)			
07/23/24	07/30/24	TAOT 2024-C A3 DTD 07/30/2024 4.880% 03/15/2029	89237OAD2	280,000.00	(279,999.83)	0.00	(279,999.83)			
07/29/24	08/01/24	HONEYWELL INTERNATIONAL CORPORATE NOTES DTD 08/01/2024 4.650% 07/30/2027	438516CX2	310,000.00	(309,990.70)	0.00	(309,990.70)			
Transaction Type Sub-Total				3,570,000.00	(3,571,256.76)	(3,437.16)	(3,574,693.92)			

INTEREST										
07/01/24	07/01/24	Government National Mortgage Association DTD 01/30/2020 2.250% 12/01/2069	38380LV67	212,420.20	0.00	398.29	398.29			
07/01/24	07/01/24	FANNIE MAE POOL FN 946318 DTD 08/01/2007 6.500% 09/01/2037	31413HYP7	397.89	0.00	2.16	2.16			
07/01/24	07/01/24	MONEY MARKET FUND	MONEY0002	0.00	0.00	1,846.97	1,846.97			
07/01/24	07/01/24	Government National Mortgage Association DTD 07/30/2019 2.500% 01/01/2069	38380LXE8	176,071.07	0.00	366.81	366.81			
07/01/24	07/01/24	Government National Mortgage Association DTD 09/26/2008 6.000% 09/01/2038	38375YEK4	12,177.72	0.00	60.89	60.89			

Managed Account Security Transactions & Interest

For the Month Ending **July 31, 2024**

CITY OF DORAL GENERAL FUND - [REDACTED]

Transaction Type		Security Description	CUSIP	Par	Principal Proceeds	Accrued Interest	Total	Realized G/L Cost	Realized G/L Amort Cost	Sale Method
Trade	Settle									
INTEREST										
07/01/24	07/01/24	FANNIE MAE POOL FN 956412 DTD 11/01/2007 6.500% 11/01/2037	31413VAM9	2,184.82	0.00	11.83	11.83			
07/01/24	07/01/24	Government National Mortgage Association DTD 09/30/2014 3.000% 09/01/2064	38375UPV6	86,792.07	0.00	216.98	216.98			
07/01/24	07/15/24	GINNIE MAE I POOL 662584 DTD 09/01/2007 6.500% 09/01/2037	36294XCV6	11,726.63	0.00	63.52	63.52			
07/01/24	07/15/24	GINNIE MAE I POOL 677536 DTD 11/01/2007 6.500% 11/01/2037	36295OV56	4,212.15	0.00	22.82	22.82			
07/01/24	07/15/24	GINNIE MAE I POOL 668892 DTD 06/01/2007 7.500% 06/01/2037	36295FC51	72,399.17	0.00	452.49	452.49			
07/01/24	07/15/24	FHLMC SERIES 3842 PH DTD 04/01/2011 4.000% 04/01/2041	3137A9QP4	64,696.39	0.00	215.65	215.65			
07/01/24	07/20/24	GINNIE MAE II POOL 4262 DTD 10/01/2008 7.000% 10/01/2038	36202EWX3	5,205.86	0.00	30.37	30.37			
07/01/24	07/20/24	GINNIE MAE II POOL 4117 DTD 04/01/2008 7.000% 04/01/2038	36202ESE0	11,523.06	0.00	67.22	67.22			
07/01/24	07/25/24	FANNIE MAE POOL FN 899273 DTD 11/01/2006 6.500% 11/01/2036	31410WCJ5	5,726.10	0.00	31.02	31.02			
07/01/24	07/25/24	FANNIE MAE POOL FN 899203 DTD 11/01/2006 6.500% 10/01/2036	31410WAC2	11,459.17	0.00	62.07	62.07			
07/01/24	07/25/24	FHMS K052 A2 DTD 02/10/2016 3.151% 11/01/2025	3137BMTX4	690,000.00	0.00	1,811.83	1,811.83			
07/01/24	07/25/24	FANNIE MAE POOL FN 885671 DTD 10/01/2006 6.500% 10/01/2036	31410C6G2	1,055.04	0.00	5.71	5.71			
07/01/24	07/25/24	FHMS K736 A2 DTD 09/01/2019 2.282% 07/01/2026	3137FNWX4	370,000.00	0.00	703.62	703.62			
07/01/24	07/25/24	FNA 2016-M12 A2 DTD 11/30/2016 2.443% 09/01/2026	3136AUKX8	359,457.96	0.00	731.80	731.80			
07/01/24	07/25/24	FHMS K067 A2 DTD 09/28/2017 3.194% 07/01/2027	3137FAWS3	370,000.00	0.00	984.82	984.82			
07/01/24	07/25/24	FANNIE MAE POOL FM4174 DTD 09/01/2020 3.000% 11/01/2032	3140X7T82	212,399.64	0.00	531.00	531.00			

Managed Account Security Transactions & Interest

For the Month Ending **July 31, 2024**

CITY OF DORAL GENERAL FUND - [REDACTED]											
Transaction Type	Trade	Settle	Security Description	CUSIP	Par	Principal Proceeds	Accrued Interest	Total	Realized G/L Cost	Realized G/L Amort Cost	Sale Method
INTEREST											
	07/01/24	07/25/24	FN FM5616 DTD 01/01/2021 3.000% 12/01/2034	3140X9G25	174,706.95	0.00	436.77	436.77			
	07/01/24	07/25/24	FN BM4614 DTD 10/01/2018 3.000% 03/01/2033	3140J9DU2	132,565.17	0.00	331.41	331.41			
	07/01/24	07/25/24	FHMS K092 A1 DTD 05/31/2019 3.125% 10/01/2028	3137FLYU2	283,411.25	0.00	738.05	738.05			
	07/01/24	07/25/24	FHMS K057 A2 DTD 09/28/2016 2.570% 07/01/2026	3137BRQJ7	355,000.00	0.00	760.29	760.29			
	07/06/24	07/06/24	CATERPILLAR FINL SERVICE CORPORATE NOTES DTD 01/06/2023 4.800% 01/06/2026	14913R3B1	500,000.00	0.00	12,000.00	12,000.00			
	07/06/24	07/06/24	PROTECTIVE LIFE GLOBAL NOTES DTD 01/06/2023 5.366% 01/06/2026	74368CBQ6	150,000.00	0.00	4,024.50	4,024.50			
	07/07/24	07/07/24	AMERICAN HONDA FINANCE CORPORATE NOTES DTD 07/07/2023 5.250% 07/07/2026	02665WEK3	220,000.00	0.00	5,775.00	5,775.00			
	07/11/24	07/11/24	MERCEDES-BENZ FIN NA CORPORATE NOTES DTD 01/11/2024 4.800% 01/11/2027	58769JAO0	250,000.00	0.00	6,000.00	6,000.00			
	07/12/24	07/12/24	NATIONAL AUSTRALIA BK/NY CORPORATE NOTES DTD 01/12/2023 4.966% 01/12/2026	63253OAA2	450,000.00	0.00	11,173.50	11,173.50			
	07/12/24	07/12/24	PROTECTIVE LIFE GLOBAL NOTES DTD 01/12/2024 4.992% 01/12/2027	74368CBX1	370,000.00	0.00	9,235.20	9,235.20			
	07/15/24	07/15/24	CNH 2024-A A3 DTD 01/24/2024 4.770% 06/15/2029	18978FAC0	150,000.00	0.00	596.25	596.25			
	07/15/24	07/15/24	FITAT 2023-1 A3 DTD 08/23/2023 5.530% 08/15/2028	31680EAD3	475,000.00	0.00	2,188.96	2,188.96			
	07/15/24	07/15/24	AMXCA 2022-2 A DTD 05/24/2022 3.390% 05/17/2027	02582JJT8	515,000.00	0.00	1,454.88	1,454.88			
	07/15/24	07/15/24	FORDO 2022-A A3 DTD 01/24/2022 1.290% 06/15/2026	345286AC2	78,993.13	0.00	84.92	84.92			
	07/15/24	07/15/24	COMET 2022-A2 A DTD 06/14/2022 3.490% 05/15/2027	14041NGA3	475,000.00	0.00	1,381.46	1,381.46			

Managed Account Security Transactions & Interest

For the Month Ending **July 31, 2024**

CITY OF DORAL GENERAL FUND - [REDACTED]

Transaction Type		Security Description	CUSIP	Par	Principal Proceeds	Accrued Interest	Total	Realized G/L Cost	Realized G/L Amort Cost	Sale Method
Trade	Settle									
INTEREST										
07/15/24	07/15/24	CARMX 2021-4 A3 DTD 09/22/2021 0.560% 09/15/2026	14317JAD9	71,805.23	0.00	33.51	33.51			
07/15/24	07/15/24	BACCT 2022-A1 A1 DTD 06/16/2022 3.530% 11/15/2027	05522RDE5	165,000.00	0.00	485.38	485.38			
07/15/24	07/15/24	JDOT 2023-A A3 DTD 03/02/2023 5.010% 11/15/2027	47800CAC0	140,000.00	0.00	584.50	584.50			
07/15/24	07/15/24	MBART 2022-1 A3 DTD 11/22/2022 5.210% 08/16/2027	58768PAC8	575,000.00	0.00	2,496.46	2,496.46			
07/15/24	07/15/24	TAOT 2022-C A3 DTD 08/16/2022 3.760% 04/15/2027	89231CAD9	140,000.00	0.00	438.67	438.67			
07/15/24	07/15/24	JDOT 2023-B A3 DTD 06/28/2023 5.180% 03/15/2028	477920AC6	155,000.00	0.00	669.08	669.08			
07/15/24	07/15/24	CARMX 2022-4 A3 DTD 10/31/2022 5.340% 08/16/2027	14318UAD3	550,000.00	0.00	2,447.50	2,447.50			
07/15/24	07/15/24	JDOT 2024-B A3 DTD 06/18/2024 5.200% 03/15/2029	47786WAD2	245,000.00	0.00	955.50	955.50			
07/15/24	07/15/24	HAROT 2022-1 A3 DTD 02/23/2022 1.880% 05/15/2026	43815BAC4	201,237.69	0.00	315.27	315.27			
07/15/24	07/15/24	KCOT 2024-1A A3 DTD 02/21/2024 5.190% 07/17/2028	50117BAC4	170,000.00	0.00	735.25	735.25			
07/15/24	07/15/24	US TREASURY NOTES DTD 01/15/2023 3.875% 01/15/2026	91282CGE5	1,820,000.00	0.00	35,262.50	35,262.50			
07/15/24	07/15/24	COPAR 2022-2 A3 DTD 08/10/2022 3.660% 05/17/2027	14043GAD6	205,000.00	0.00	625.25	625.25			
07/15/24	07/15/24	KCOT 2022-1A A3 DTD 03/23/2022 2.670% 10/15/2026	50117EAC8	226,559.03	0.00	504.09	504.09			
07/15/24	07/15/24	DCENT 2022-A2 A DTD 05/26/2022 3.320% 05/17/2027	254683CS2	480,000.00	0.00	1,328.00	1,328.00			
07/15/24	07/15/24	TAOT 2023-B A3 DTD 05/23/2023 4.710% 02/15/2028	891941AD8	240,000.00	0.00	942.00	942.00			
07/15/24	07/15/24	KCOT 2021-2A A3 DTD 07/28/2021 0.560% 11/17/2025	50117XAE2	61,019.64	0.00	28.48	28.48			
07/15/24	07/15/24	KCOT 2024-2A A3 DTD 06/25/2024 5.260% 11/15/2028	50117DAC0	180,000.00	0.00	526.00	526.00			

Managed Account Security Transactions & Interest

For the Month Ending **July 31, 2024**

CITY OF DORAL GENERAL FUND - [REDACTED]

Transaction Type		Security Description	CUSIP	Par	Principal Proceeds	Accrued Interest	Total	Realized G/L Cost	Realized G/L Amort Cost	Sale Method
Trade	Settle									
INTEREST										
07/15/24	07/15/24	JDOT 2022-A A3 DTD 03/16/2022 2.320% 09/16/2026	47787JAC2	144,370.36	0.00	279.12	279.12			
07/15/24	07/15/24	CARMX 2021-1 A3 DTD 01/27/2021 0.340% 12/15/2025	14316NAC3	44,350.79	0.00	12.57	12.57			
07/15/24	07/15/24	BAAT 2023-2A A3 DTD 11/21/2023 5.740% 06/15/2028	06054YAC1	395,000.00	0.00	1,889.42	1,889.42			
07/15/24	07/15/24	CARMX 2021-3 A3 DTD 07/28/2021 0.550% 06/15/2026	14317DAC4	142,655.75	0.00	65.38	65.38			
07/15/24	07/15/24	CNH 2022-A A3 DTD 03/31/2022 2.940% 07/15/2027	12660DAC1	165,210.19	0.00	404.76	404.76			
07/15/24	07/15/24	BAAT 2023-1A A3 DTD 07/31/2023 5.530% 02/15/2028	06428AAC2	265,000.00	0.00	1,221.21	1,221.21			
07/15/24	07/15/24	HART 2023-B A3 DTD 07/19/2023 5.480% 04/17/2028	44933XAD9	150,000.00	0.00	685.00	685.00			
07/15/24	07/15/24	CHAIT 2023-A1 A DTD 09/15/2023 5.160% 09/15/2028	161571HT4	405,000.00	0.00	1,741.50	1,741.50			
07/15/24	07/15/24	TAOT 2023-A A3 DTD 01/30/2023 4.630% 09/15/2027	891940AC2	215,000.00	0.00	829.54	829.54			
07/15/24	07/15/24	US TREASURY N/B NOTES DTD 01/15/2024 4.000% 01/15/2027	91282CJT9	1,210,000.00	0.00	24,200.00	24,200.00			
07/15/24	07/15/24	KCOT 2023-1A A3 DTD 03/31/2023 5.020% 06/15/2027	50117KAC4	175,000.00	0.00	732.08	732.08			
07/15/24	07/15/24	DTRT 2022-1 A3 DTD 10/19/2022 5.230% 02/17/2026	233869AC0	220,619.77	0.00	961.53	961.53			
07/15/24	07/15/24	WELLS FARGO BANK NA CORPORATE NOTES (CAL DTD 01/23/2024 4.811% 01/15/2026	94988J6H5	520,000.00	0.00	11,952.66	11,952.66			
07/15/24	07/15/24	US TREASURY NOTES DTD 07/15/2023 4.500% 07/15/2026	91282CHM6	1,265,000.00	0.00	28,462.50	28,462.50			
07/15/24	07/15/24	KCOT 2023-2A A3 DTD 07/26/2023 5.280% 01/18/2028	500945AC4	130,000.00	0.00	572.00	572.00			
07/15/24	07/15/24	CNH 2021-C A3 DTD 10/27/2021 0.810% 12/15/2026	12598LAC0	91,039.41	0.00	61.45	61.45			

Managed Account Security Transactions & Interest

For the Month Ending **July 31, 2024**

CITY OF DORAL GENERAL FUND - [REDACTED]											
Transaction Type	Trade	Settle	Security Description	CUSIP	Par	Principal Proceeds	Accrued Interest	Total	Realized G/L Cost	Realized G/L Amort Cost	Sale Method
INTEREST											
	07/15/24	07/15/24	WOART 2024-A A3 DTD 02/14/2024 4.860% 03/15/2029	98164RAD8	350,000.00	0.00	1,417.50	1,417.50			
	07/15/24	07/15/24	DTRT 2024-1 A3 DTD 04/24/2024 5.490% 12/15/2027	233874AC0	165,000.00	0.00	754.88	754.88			
	07/15/24	07/15/24	CHAIT 2022-A1 A DTD 09/16/2022 3.970% 09/15/2027	161571HS6	200,000.00	0.00	661.67	661.67			
	07/15/24	07/15/24	ALLYA 2022-1 A3 DTD 05/18/2022 3.310% 11/15/2026	02008JAC0	267,393.25	0.00	737.56	737.56			
	07/15/24	07/15/24	CNH 2023-A A3 DTD 04/25/2023 4.810% 08/15/2028	12664OAC8	165,000.00	0.00	661.38	661.38			
	07/15/24	07/15/24	HART 2022-A A3 DTD 03/16/2022 2.220% 10/15/2026	448977AD0	241,989.09	0.00	447.68	447.68			
	07/15/24	07/15/24	CARMX 2022-2 A3 DTD 04/28/2022 3.490% 02/16/2027	14317HAC5	183,919.54	0.00	534.90	534.90			
	07/15/24	07/15/24	JDOT 2024-A A3 DTD 03/19/2024 4.960% 11/15/2028	47800RAD5	125,000.00	0.00	516.67	516.67			
	07/15/24	07/15/24	HAROT 2023-2 A3 DTD 05/30/2023 4.930% 11/15/2027	437927AC0	225,000.00	0.00	924.38	924.38			
	07/15/24	07/15/24	HUNT 2024-1A A3 DTD 02/22/2024 5.230% 01/16/2029	446144AE7	155,000.00	0.00	675.54	675.54			
	07/15/24	07/15/24	ALLYA 2024-1 A3 DTD 03/13/2024 5.080% 12/01/2028	02008FAC8	240,000.00	0.00	1,016.00	1,016.00			
	07/15/24	07/15/24	COPAR 2022-1 A3 DTD 05/04/2022 3.170% 04/15/2027	14043OAC6	170,264.44	0.00	449.78	449.78			
	07/15/24	07/15/24	FORDO 2023-A A3 DTD 03/31/2023 4.650% 02/15/2028	344928AD8	175,000.00	0.00	678.13	678.13			
	07/15/24	07/15/24	DCENT 2022-A3 A3 DTD 08/09/2022 3.560% 07/15/2027	254683CW3	420,000.00	0.00	1,246.00	1,246.00			
	07/15/24	07/15/24	TAOT 2024-A A3 DTD 01/30/2024 4.830% 10/16/2028	89238DAD0	150,000.00	0.00	603.75	603.75			
	07/15/24	07/15/24	JDOT 2022-C A3 DTD 10/19/2022 5.090% 06/15/2027	47800BAC2	400,000.00	0.00	1,696.67	1,696.67			
	07/15/24	07/15/24	HDMOT 2022-A A3 DTD 04/20/2022 3.060% 02/15/2027	41284YAD8	152,267.08	0.00	388.28	388.28			

Managed Account Security Transactions & Interest

For the Month Ending **July 31, 2024**

CITY OF DORAL GENERAL FUND - [REDACTED]

Transaction Type		Security Description	CUSIP	Par	Principal Proceeds	Accrued Interest	Total	Realized G/L Cost	Realized G/L Amort Cost	Sale Method
Trade	Settle									
INTEREST										
07/16/24	07/16/24	GMCAR 2024-1 A3 DTD 01/17/2024 4.850% 12/18/2028	36268GAD7	65,000.00	0.00	262.71	262.71			
07/16/24	07/16/24	GMCAR 2023-2 A3 DTD 04/12/2023 4.470% 02/16/2028	362583AD8	185,000.00	0.00	689.13	689.13			
07/16/24	07/16/24	PRINCIPAL LFE GLB FND II NOTES DTD 01/16/2024 5.000% 01/16/2027	74256LEX3	225,000.00	0.00	5,625.00	5,625.00			
07/16/24	07/16/24	GMCAR 2022-1 A3 DTD 01/19/2022 1.260% 11/16/2026	380146AC4	80,372.26	0.00	84.39	84.39			
07/16/24	07/16/24	GMCAR 2022-2 A3 DTD 04/13/2022 3.100% 02/16/2027	362585AC5	127,478.04	0.00	329.32	329.32			
07/17/24	07/17/24	TORONTO-DOMINION BANK CORPORATE NOTES DTD 07/17/2023 5.532% 07/17/2026	89115A2S0	500,000.00	0.00	13,830.00	13,830.00			
07/18/24	07/18/24	HAROT 2021-3 A3 DTD 08/25/2021 0.410% 11/18/2025	43815EAC8	71,817.10	0.00	24.54	24.54			
07/18/24	07/18/24	COOPERAT RABOBANK UA/NY CORPORATE NOTES DTD 07/18/2023 5.500% 07/18/2025	21688AAW2	655,000.00	0.00	18,012.50	18,012.50			
07/18/24	07/18/24	AUST & NZ BANKING GRP NY BONDS DTD 01/18/2024 4.750% 01/18/2027	05253JAZ4	525,000.00	0.00	12,468.75	12,468.75			
07/18/24	07/18/24	BPCE SA NOTES DTD 01/18/2024 5.203% 01/18/2027	05571AAT2	250,000.00	0.00	6,503.75	6,503.75			
07/20/24	07/20/24	VALET 2021-1 A3 DTD 12/13/2021 1.020% 06/22/2026	92868KAC7	94,484.41	0.00	80.31	80.31			
07/20/24	07/20/24	VWALT 2022-A A3 DTD 06/14/2022 3.440% 07/21/2025	92868AAC9	32,708.45	0.00	93.76	93.76			
07/20/24	07/20/24	ROYAL BANK OF CANADA CORPORATE NOTES DTD 07/20/2023 5.200% 07/20/2026	78016FZZ0	500,000.00	0.00	13,000.00	13,000.00			
07/21/24	07/21/24	HAROT 2021-4 A3 DTD 11/24/2021 0.880% 01/21/2026	43815GAC3	77,917.18	0.00	57.14	57.14			
07/22/24	07/22/24	PFAST 2023-1A A3 DTD 05/24/2023 4.810% 09/22/2028	73328QAC8	205,000.00	0.00	821.71	821.71			

Managed Account Security Transactions & Interest

For the Month Ending **July 31, 2024**

CITY OF DORAL GENERAL FUND - [REDACTED]

Transaction Type	Trade	Settle	Security Description	CUSIP	Par	Principal Proceeds	Accrued Interest	Total	Realized G/L Cost	Realized G/L Amort Cost	Sale Method
INTEREST											
	07/23/24	07/23/24	MORGAN STANLEY CORP NOTES DTD 07/23/2015 4.000% 07/23/2025	6174468C6	235,000.00	0.00	4,700.00	4,700.00			
	07/23/24	07/23/24	BANQUE FED CRED MUTUEL CORPORATE NOTES DTD 01/23/2024 5.088% 01/23/2027	06675FBC0	500,000.00	0.00	12,720.00	12,720.00			
	07/25/24	07/25/24	BMWOT 2023-A A3 DTD 07/18/2023 5.470% 02/25/2028	05592XAD2	120,000.00	0.00	547.00	547.00			
	07/25/24	07/25/24	BMWOT 2024-A A3 DTD 06/11/2024 5.180% 02/26/2029	096919AD7	295,000.00	0.00	1,867.68	1,867.68			
	07/25/24	07/25/24	BMWOT 2022-A A3 DTD 05/18/2022 3.210% 08/25/2026	05602RAD3	118,221.32	0.00	316.24	316.24			
	07/25/24	07/25/24	CHAOT 2024-1A A3 DTD 03/27/2024 5.130% 05/25/2029	16144BAC2	130,000.00	0.00	555.75	555.75			
	07/26/24	07/26/24	STATE STREET CORP NOTES (CALLABLE) DTD 01/26/2023 4.857% 01/26/2026	857477BZ5	55,000.00	0.00	1,335.68	1,335.68			
	07/26/24	07/26/24	PNC FINANCIAL SERVICES CORP NOTES (CALLA DTD 01/24/2023 4.758% 01/26/2027	693475BL8	35,000.00	0.00	832.65	832.65			
	07/27/24	07/27/24	MORGAN STANLEY CORP NOTES DTD 07/25/2016 3.125% 07/27/2026	61761J3R8	200,000.00	0.00	3,125.00	3,125.00			
Transaction Type Sub-Total					27,492,281.46	0.00	298,541.00	298,541.00			

PAYDOWNS											
	07/01/24	07/01/24	FANNIE MAE POOL FN 956412 DTD 11/01/2007 6.500% 11/01/2037	31413VAM9	424.94	424.94	0.00	424.94	0.00	0.00	
	07/01/24	07/01/24	FANNIE MAE POOL FN 946318 DTD 08/01/2007 6.500% 09/01/2037	31413HYP7	1.47	1.47	0.00	1.47	0.00	0.00	
	07/01/24	07/01/24	Government National Mortgage Association DTD 09/30/2014 3.000% 09/01/2064	38375UPV6	21,883.90	21,883.90	0.00	21,883.90	(1,349.98)	0.00	
	07/01/24	07/01/24	Government National Mortgage Association DTD 09/26/2008 6.000% 09/01/2038	38375YEK4	75.94	75.94	0.00	75.94	0.00	0.00	

Managed Account Security Transactions & Interest

For the Month Ending **July 31, 2024**

CITY OF DORAL GENERAL FUND - [REDACTED]

Transaction Type		Security Description	CUSIP	Par	Principal Proceeds	Accrued Interest	Total	Realized G/L Cost	Realized G/L Amort Cost	Sale Method
Trade	Settle									
PAYDOWNS										
07/01/24	07/01/24	Government National Mortgage Association DTD 07/30/2019 2.500% 01/01/2069	38380LXE8	9,386.40	9,386.40	0.00	9,386.40	(49.50)	0.00	
07/01/24	07/01/24	Government National Mortgage Association DTD 01/30/2020 2.250% 12/01/2069	38380LV67	6,353.40	6,353.40	0.00	6,353.40	(27.55)	0.00	
07/01/24	07/15/24	GINNIE MAE I POOL 662584 DTD 09/01/2007 6.500% 09/01/2037	36294XCV6	48.82	48.82	0.00	48.82	0.00	0.00	
07/01/24	07/15/24	GINNIE MAE I POOL 677536 DTD 11/01/2007 6.500% 11/01/2037	36295OV56	17.50	17.50	0.00	17.50	0.00	0.00	
07/01/24	07/15/24	GINNIE MAE I POOL 668892 DTD 06/01/2007 7.500% 06/01/2037	36295FC51	287.36	287.36	0.00	287.36	0.00	0.00	
07/01/24	07/15/24	FHLMC SERIES 3842 PH DTD 04/01/2011 4.000% 04/01/2041	3137A9OP4	955.40	955.40	0.00	955.40	(69.49)	0.00	
07/01/24	07/20/24	GINNIE MAE II POOL 4262 DTD 10/01/2008 7.000% 10/01/2038	36202EWX3	17.99	17.99	0.00	17.99	0.00	0.00	
07/01/24	07/20/24	GINNIE MAE II POOL 4117 DTD 04/01/2008 7.000% 04/01/2038	36202ESE0	105.98	105.98	0.00	105.98	0.00	0.00	
07/01/24	07/25/24	FN BM4614 DTD 10/01/2018 3.000% 03/01/2033	3140J9DU2	2,820.69	2,820.69	0.00	2,820.69	(185.11)	0.00	
07/01/24	07/25/24	FANNIE MAE POOL FN 899203 DTD 11/01/2006 6.500% 10/01/2036	31410WAC2	51.93	51.93	0.00	51.93	0.00	0.00	
07/01/24	07/25/24	FANNIE MAE POOL FN 885671 DTD 10/01/2006 6.500% 10/01/2036	31410C6G2	5.05	5.05	0.00	5.05	0.00	0.00	
07/01/24	07/25/24	FHMS K092 A1 DTD 05/31/2019 3.125% 10/01/2028	3137FLYU2	5,005.52	5,005.52	0.00	5,005.52	295.44	0.00	
07/01/24	07/25/24	FNA 2016-M12 A2 DTD 11/30/2016 2.443% 09/01/2026	3136AUKX8	698.35	698.35	0.00	698.35	46.76	0.00	
07/01/24	07/25/24	FN FM5616 DTD 01/01/2021 3.000% 12/01/2034	3140X9G25	2,446.43	2,446.43	0.00	2,446.43	(141.05)	0.00	
07/01/24	07/25/24	FANNIE MAE POOL FM4174 DTD 09/01/2020 3.000% 11/01/2032	3140X7T82	8,737.29	8,737.29	0.00	8,737.29	(528.33)	0.00	
07/01/24	07/25/24	FANNIE MAE POOL FN 899273 DTD 11/01/2006 6.500% 11/01/2036	31410WCJ5	72.20	72.20	0.00	72.20	0.01	0.00	

Managed Account Security Transactions & Interest

For the Month Ending **July 31, 2024**

CITY OF DORAL GENERAL FUND - [REDACTED]

Transaction Type		Security Description	CUSIP	Par	Principal Proceeds	Accrued Interest	Total	Realized G/L Cost	Realized G/L Amort Cost	Sale Method
Trade	Settle									
PAYDOWNS										
07/15/24	07/15/24	ALLYA 2022-1 A3 DTD 05/18/2022 3.310% 11/15/2026	02008JAC0	21,364.18	21,364.18	0.00	21,364.18	4.14	0.00	
07/15/24	07/15/24	CARMX 2021-1 A3 DTD 01/27/2021 0.340% 12/15/2025	14316NAC3	17,311.33	17,311.33	0.00	17,311.33	3.42	0.00	
07/15/24	07/15/24	TAOT 2022-C A3 DTD 08/16/2022 3.760% 04/15/2027	89231CAD9	1,466.72	1,466.72	0.00	1,466.72	0.25	0.00	
07/15/24	07/15/24	CNH 2022-A A3 DTD 03/31/2022 2.940% 07/15/2027	12660DAC1	3,746.73	3,746.73	0.00	3,746.73	0.28	0.00	
07/15/24	07/15/24	CARMX 2022-2 A3 DTD 04/28/2022 3.490% 02/16/2027	14317HAC5	12,283.64	12,283.64	0.00	12,283.64	1.87	0.00	
07/15/24	07/15/24	CARMX 2021-4 A3 DTD 09/22/2021 0.560% 09/15/2026	14317JAD9	6,270.70	6,270.70	0.00	6,270.70	0.72	0.00	
07/15/24	07/15/24	COPAR 2022-1 A3 DTD 05/04/2022 3.170% 04/15/2027	14043OAC6	10,428.60	10,428.60	0.00	10,428.60	2.28	0.00	
07/15/24	07/15/24	COPAR 2022-2 A3 DTD 08/10/2022 3.660% 05/17/2027	14043GAD6	7,337.93	7,337.93	0.00	7,337.93	0.53	0.00	
07/15/24	07/15/24	HAROT 2022-1 A3 DTD 02/23/2022 1.880% 05/15/2026	43815BAC4	17,078.62	17,078.62	0.00	17,078.62	2.57	0.00	
07/15/24	07/15/24	MBART 2022-1 A3 DTD 11/22/2022 5.210% 08/16/2027	58768PAC8	10,567.60	10,567.60	0.00	10,567.60	2.09	0.00	
07/15/24	07/15/24	JDOT 2022-A A3 DTD 03/16/2022 2.320% 09/16/2026	47787JAC2	10,657.55	10,657.55	0.00	10,657.55	2.36	0.00	
07/15/24	07/15/24	DTRT 2022-1 A3 DTD 10/19/2022 5.230% 02/17/2026	233869AC0	21,438.30	21,438.30	0.00	21,438.30	1.42	0.00	
07/15/24	07/15/24	FORDO 2022-A A3 DTD 01/24/2022 1.290% 06/15/2026	345286AC2	7,281.08	7,281.08	0.00	7,281.08	0.86	0.00	
07/15/24	07/15/24	CARMX 2021-3 A3 DTD 07/28/2021 0.550% 06/15/2026	14317DAC4	14,243.48	14,243.48	0.00	14,243.48	2.34	0.00	
07/15/24	07/15/24	KCOT 2021-2A A3 DTD 07/28/2021 0.560% 11/17/2025	50117XAE2	8,878.89	8,878.89	0.00	8,878.89	0.33	0.00	
07/15/24	07/15/24	KCOT 2022-1A A3 DTD 03/23/2022 2.670% 10/15/2026	50117EAC8	14,199.12	14,199.12	0.00	14,199.12	2.03	0.00	
07/15/24	07/15/24	HDMOT 2022-A A3 DTD 04/20/2022 3.060% 02/15/2027	41284YAD8	13,259.23	13,259.23	0.00	13,259.23	2.21	0.00	

Managed Account Security Transactions & Interest

For the Month Ending July 31, 2024

CITY OF DORAL GENERAL FUND - [REDACTED]

Transaction Type	Trade	Settle	Security Description	CUSIP	Par	Principal Proceeds	Accrued Interest	Total	Realized G/L Cost	Realized G/L Amort Cost	Sale Method
PAYDOWNS											
	07/15/24	07/15/24	HART 2022-A A3 DTD 03/16/2022 2.220% 10/15/2026	448977AD0	20,166.30	20,166.30	0.00	20,166.30	0.78	0.00	
	07/15/24	07/15/24	CNH 2021-C A3 DTD 10/27/2021 0.810% 12/15/2026	12598LAC0	8,292.57	8,292.57	0.00	8,292.57	0.96	0.00	
	07/16/24	07/16/24	GMCAR 2022-2 A3 DTD 04/13/2022 3.100% 02/16/2027	362585AC5	8,368.22	8,368.22	0.00	8,368.22	1.75	0.00	
	07/16/24	07/16/24	GMCAR 2022-1 A3 DTD 01/19/2022 1.260% 11/16/2026	380146AC4	6,770.54	6,770.54	0.00	6,770.54	0.59	0.00	
	07/18/24	07/18/24	HAROT 2021-3 A3 DTD 08/25/2021 0.410% 11/18/2025	43815EAC8	10,904.19	10,904.19	0.00	10,904.19	0.16	0.00	
	07/20/24	07/20/24	VALET 2021-1 A3 DTD 12/13/2021 1.020% 06/22/2026	92868KAC7	10,648.35	10,648.35	0.00	10,648.35	0.42	0.00	
	07/20/24	07/20/24	VWALT 2022-A A3 DTD 06/14/2022 3.440% 07/21/2025	92868AAC9	10,316.09	10,316.09	0.00	10,316.09	0.82	0.00	
	07/21/24	07/21/24	HAROT 2021-4 A3 DTD 11/24/2021 0.880% 01/21/2026	43815GAC3	8,249.49	8,249.49	0.00	8,249.49	1.74	0.00	
	07/25/24	07/25/24	BMWOT 2022-A A3 DTD 05/18/2022 3.210% 08/25/2026	05602RAD3	9,722.97	9,722.97	0.00	9,722.97	0.51	0.00	
Transaction Type Sub-Total					350,648.98	350,648.98	0.00	350,648.98	(1,971.37)	0.00	
SELL											
	07/01/24	07/02/24	US TREASURY NOTES DTD 08/15/2022 3.125% 08/15/2025	91282CFE6	200,000.00	195,757.81	2,369.51	198,127.32	(1,906.25)	(3,352.62)	FIFO
	07/01/24	07/02/24	US TREASURY NOTES DTD 10/15/2022 4.250% 10/15/2025	91282CFP1	1,200,000.00	1,188,187.50	10,868.85	1,199,056.35	(3,937.50)	(8,372.68)	FIFO
	07/01/24	07/02/24	NESTLE HOLDINGS INC CORP NOTE DTD 09/13/2022 4.000% 09/12/2025	641062BA1	185,000.00	182,574.65	2,261.11	184,835.76	(2,364.30)	(2,400.99)	FIFO
	07/15/24	07/16/24	JPMORGAN CHASE & CO (CALLABLE) CORPORATE DTD 04/26/2022 4.080% 04/26/2026	46647PCZ7	550,000.00	544,060.00	4,986.67	549,046.67	(5,940.00)	(5,940.00)	FIFO
	07/16/24	07/17/24	WESTPAC BANKING CORP CORPORATE NOTES DTD 11/17/2023 5.512% 11/17/2025	961214FL2	455,000.00	458,512.60	4,179.93	462,692.53	3,512.60	3,512.60	FIFO

Managed Account Security Transactions & Interest

For the Month Ending **July 31, 2024**

CITY OF DORAL GENERAL FUND - [REDACTED]										
Transaction Type		Security Description	CUSIP	Par	Principal Proceeds	Accrued Interest	Total	Realized G/L Cost	Realized G/L Amort Cost	Sale Method
Trade	Settle									
SELL										
07/30/24	07/31/24	COOPERAT RABOBANK UA/NY CORPORATE NOTES DTD 07/18/2023 5.500% 07/18/2025	21688AAW2	350,000.00	351,281.00	695.14	351,976.14	1,508.50	1,390.55	FIFO
Transaction Type Sub-Total				2,940,000.00	2,920,373.56	25,361.21	2,945,734.77	(9,126.95)	(15,163.14)	
Managed Account Sub-Total					(300,234.22)	320,465.05	20,230.83	(11,098.32)	(15,163.14)	
Total Security Transactions					(300,234.22)	320,465.05	20,230.83	(11,098.32)	(15,163.14)	

Bolded items are forward settling trades.

Managed Account Summary Statement

For the Month Ending **July 31, 2024**

CITY OF DORAL STORM WATER PORTFOLIO - [REDACTED]

Transaction Summary - Managed Account

Opening Market Value	\$9,269,402.61
Maturities/Calls	(41,094.38)
Principal Dispositions	(428,353.27)
Principal Acquisitions	535,215.58
Unsettled Trades	39,998.80
Change in Current Value	74,713.77
Closing Market Value	\$9,449,883.11

Cash Transactions Summary - Managed Account

Maturities/Calls	0.00
Sale Proceeds	433,240.84
Coupon/Interest/Dividend Income	30,664.09
Principal Payments	41,094.38
Security Purchases	(535,795.60)
Net Cash Contribution	0.00
Reconciling Transactions	0.00

Earnings Reconciliation (Cash Basis) - Managed Account

Interest/Dividends/Coupons Received	35,551.66
Less Purchased Interest Related to Interest/Coupons	(580.02)
Plus Net Realized Gains/Losses	(2,468.62)
Total Cash Basis Earnings	\$32,503.02

Cash Balance

Closing Cash Balance **\$51,414.71**

Earnings Reconciliation (Accrual Basis)

	Total
Ending Amortized Value of Securities	9,441,386.93
Ending Accrued Interest	80,264.15
Plus Proceeds from Sales	433,240.84
Plus Proceeds of Maturities/Calls/Principal Payments	41,094.38
Plus Coupons/Dividends Received	30,664.09
Less Cost of New Purchases	(575,794.40)
Less Beginning Amortized Value of Securities	(9,340,132.18)
Less Beginning Accrued Interest	(81,167.36)
Total Accrual Basis Earnings	\$29,556.45

Portfolio Summary and Statistics

For the Month Ending **July 31, 2024**

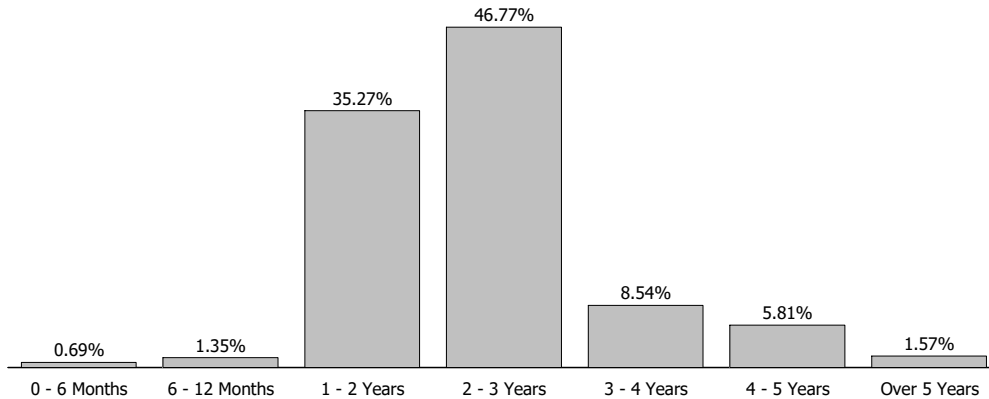
CITY OF DORAL STORM WATER PORTFOLIO - [REDACTED]

Account Summary

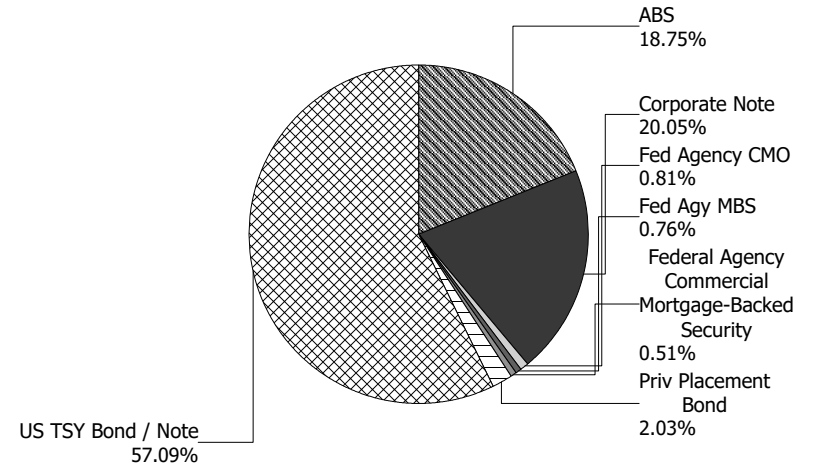
Description	Par Value	Market Value	Percent
U.S. Treasury Bond / Note	5,395,000.00	5,394,795.31	57.09
Federal Agency Mortgage-Backed Security	72,413.67	71,973.16	0.76
Federal Agency Commercial Mortgage-Backed Security	50,000.00	47,893.51	0.51
Federal Agency Collateralized Mortgage Obligation	78,896.74	76,659.68	0.81
Corporate Note	2,080,000.00	2,086,798.47	22.08
Asset-Backed Security	1,773,916.86	1,771,762.98	18.75
Managed Account Sub-Total	9,450,227.27	9,449,883.11	100.00%
Accrued Interest		80,264.15	
Total Portfolio	9,450,227.27	9,530,147.26	

Unsettled Trades **40,000.00** **40,146.88**

Maturity Distribution



Sector Allocation



Characteristics

Yield to Maturity at Cost	4.37%
Yield to Maturity at Market	4.43%
Weighted Average Days to Maturity	995

Managed Account Issuer Summary

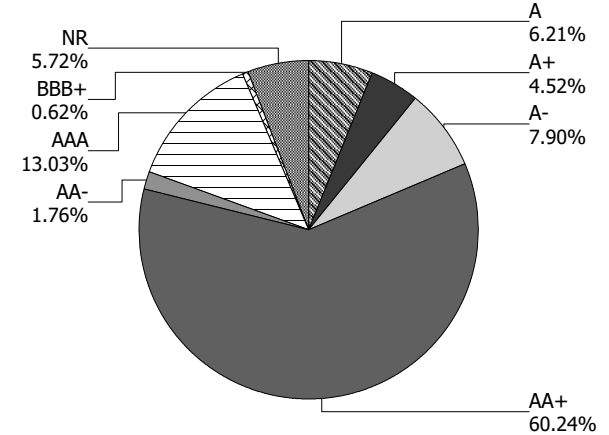
For the Month Ending **July 31, 2024**

CITY OF DORAL STORM WATER PORTFOLIO - [REDACTED]

Issuer Summary

Issuer	Market Value of Holdings	Percent
3M COMPANY	58,870.56	0.62
ADOBE INC	25,223.30	0.27
ALLY AUTO RECEIVABLES TRUST	131,585.39	1.39
AMERICAN HONDA FINANCE	65,473.57	0.69
ASTRAZENECA PLC	30,148.17	0.32
BANK OF AMERICA CO	259,887.97	2.75
BANK OF MONTREAL	50,493.65	0.53
BLACKROCK INC	45,280.94	0.48
BMW FINANCIAL SERVICES NA LLC	70,445.55	0.75
BMW VEHICLE OWNER TRUST	29,208.77	0.31
BP PLC	55,774.79	0.59
BRIGHTHOUSE FINANCIAL GLOBAL F	40,278.92	0.43
BRISTOL-MYERS SQUIBB CO	15,105.56	0.16
CANADIAN IMPERIAL BANK OF COMMERCE	60,755.53	0.64
CAPITAL ONE FINANCIAL CORP	107,105.61	1.13
CARMAX AUTO OWNER TRUST	123,060.86	1.30
CATERPILLAR INC	65,057.79	0.69
CHASE AUTO OWNER TRUST	20,089.89	0.21
CHASE ISSURANCE	100,959.25	1.07
CINTAS CORPORATION NO. 2	19,739.46	0.21
CISCO SYSTEMS INC	45,368.60	0.48
CNH EQUIPMENT TRUST	52,638.27	0.56
DAIMLER TRUCKS RETAIL TRUST	27,414.88	0.29
DEERE & COMPANY	65,247.24	0.69
DISCOVER FINANCIAL SERVICES	113,322.15	1.20
ELI LILLY & CO	45,029.84	0.48
FANNIE MAE	49,102.38	0.52
FIFTH THIRD AUTO TRUST	70,490.21	0.75
FORD CREDIT AUTO OWNER TRUST	34,947.76	0.37
FREDDIE MAC	55,271.95	0.58
GM FINANCIAL CONSUMER AUTOMOBILE TRUST	58,263.53	0.62
GOLDMAN SACHS GROUP INC	55,293.10	0.59

Credit Quality (S&P Ratings)



Managed Account Issuer Summary

For the Month Ending **July 31, 2024**

CITY OF DORAL STORM WATER PORTFOLIO - [REDACTED]

Issuer	Market Value of Holdings	Percent
GOVERNMENT NATIONAL MORTGAGE ASSOCIATION	92,152.02	0.98
HARLEY-DAVIDSON MOTORCYCLE TRUST	17,479.89	0.18
HOME DEPOT INC	15,104.43	0.16
HONDA AUTO RECEIVABLES	142,633.12	1.51
HONEYWELL INTERNATIONAL	40,146.88	0.42
HORMEL FOODS CORP	20,116.36	0.21
HYUNDAI AUTO RECEIVABLES	108,789.06	1.15
JOHN DEERE OWNER TRUST	118,121.08	1.25
JP MORGAN CHASE & CO	109,683.00	1.16
LINDE PLC	64,917.45	0.69
MERCEDES-BENZ AUTO RECEIVABLES	104,195.18	1.10
MORGAN STANLEY	49,734.54	0.53
NATIONAL RURAL UTILITIES CO FINANCE CORP	70,399.28	0.74
NEW YORK LIFE INSURANCE COMPANY	76,065.38	0.80
NISSAN AUTO RECEIVABLES	20,301.51	0.21
NORTHWESTERN MUTUAL GLBL NOTES	25,300.20	0.27
PACCAR FINANCIAL CORP	25,375.68	0.27
PACIFIC LIFE	15,227.04	0.16
PEPSICO INC	20,260.70	0.21
PNC FINANCIAL SERVICES GROUP	45,123.35	0.48
PRINCIPAL FINANCIAL GROUP INC	35,149.35	0.37
STATE STREET CORPORATION	119,843.89	1.27
TEXAS INSTRUMENTS INC	45,135.32	0.48
THE BANK OF NEW YORK MELLON CORPORATION	60,243.24	0.64
TORONTO-DOMINION BANK	70,499.87	0.75
TOYOTA MOTOR CORP	170,059.96	1.80
TRUIST FIN CORP	64,989.15	0.69
UNITED STATES TREASURY	5,394,795.31	57.09
UNITEDHEALTH GROUP INC	70,121.10	0.74
USAA AUTO OWNER TRUST	80,344.74	0.85
WESTPAC BANKING CORP	60,558.96	0.64
WORLD OMNI AUTO REC TRUST	50,080.63	0.53
Total	\$9,449,883.11	100.00%

Managed Account Detail of Securities Held

For the Month Ending **July 31, 2024**

CITY OF DORAL STORM WATER PORTFOLIO - [REDACTED]

Security Type/Description	CUSIP	Par	S&P Rating	Moody's Rating	Trade Date	Settle Date	Original Cost	YTM at Cost	Accrued Interest	Amortized Cost	Market Value
U.S. Treasury Bond / Note											
US TREASURY NOTES DTD 10/15/2022 4.250% 10/15/2025	91282CFP1	15,000.00	AA+	Aaa	05/13/24	05/15/24	14,842.38	5.02	188.11	14,866.11	14,936.72
US TREASURY NOTES DTD 10/15/2022 4.250% 10/15/2025	91282CFP1	70,000.00	AA+	Aaa	11/02/22	11/04/22	69,540.63	4.49	877.87	69,812.15	69,704.68
US TREASURY NOTES DTD 11/15/2022 4.500% 11/15/2025	91282CFW6	300,000.00	AA+	Aaa	12/05/22	12/07/22	303,082.03	4.12	2,861.41	301,351.62	299,671.86
US TREASURY NOTES DTD 12/15/2022 4.000% 12/15/2025	91282CGA3	230,000.00	AA+	Aaa	01/05/23	01/06/23	228,832.03	4.18	1,181.42	229,455.16	228,382.82
US TREASURY NOTES DTD 01/15/2023 3.875% 01/15/2026	91282CGE5	280,000.00	AA+	Aaa	01/30/23	02/01/23	279,310.94	3.96	501.22	279,660.26	277,506.26
US TREASURY NOTES DTD 02/15/2023 4.000% 02/15/2026	91282CGL9	65,000.00	AA+	Aaa	04/18/23	04/20/23	65,038.09	3.98	1,200.00	65,020.78	64,553.13
US TREASURY NOTES DTD 02/15/2023 4.000% 02/15/2026	91282CGL9	270,000.00	AA+	Aaa	03/02/23	03/06/23	265,338.28	4.63	4,984.62	267,563.09	268,143.75
US TREASURY NOTES DTD 04/15/2023 3.750% 04/15/2026	91282CGV7	20,000.00	AA+	Aaa	04/25/24	04/29/24	19,535.16	5.01	221.31	19,596.19	19,793.75
US TREASURY NOTES DTD 04/15/2023 3.750% 04/15/2026	91282CGV7	395,000.00	AA+	Aaa	05/01/23	05/03/23	394,074.22	3.83	4,370.90	394,465.83	390,926.56
US TREASURY NOTES DTD 05/15/2023 3.625% 05/15/2026	91282CHB0	395,000.00	AA+	Aaa	06/01/23	06/05/23	390,972.85	4.00	3,034.95	392,557.49	390,062.50
US TREASURY NOTES DTD 06/15/2023 4.125% 06/15/2026	91282CHH7	210,000.00	AA+	Aaa	06/28/23	06/29/23	208,548.05	4.38	1,112.40	209,083.47	209,278.13
US TREASURY NOTES DTD 07/15/2023 4.500% 07/15/2026	91282CHM6	375,000.00	AA+	Aaa	08/01/23	08/03/23	374,296.88	4.57	779.55	374,534.52	376,464.83
US TREASURY NOTES DTD 08/15/2023 4.375% 08/15/2026	91282CHU8	330,000.00	AA+	Aaa	09/06/23	09/11/23	326,854.69	4.73	6,663.46	327,810.93	330,670.30
US TREASURY NOTES DTD 10/15/2023 4.625% 10/15/2026	91282CJC6	100,000.00	AA+	Aaa	11/07/23	11/09/23	99,867.19	4.67	1,364.75	99,898.45	100,843.75

Managed Account Detail of Securities Held

For the Month Ending **July 31, 2024**

CITY OF DORAL STORM WATER PORTFOLIO - [REDACTED]

Security Type/Description Dated Date/Coupon/Maturity	CUSIP	Par	S&P Rating	Moody's Rating	Trade Date	Settle Date	Original Cost	YTM at Cost	Accrued Interest	Amortized Cost	Market Value
U.S. Treasury Bond / Note											
US TREASURY N/B NOTES DTD 11/15/2023 4.625% 11/15/2026	91282CJK8	325,000.00	AA+	Aaa	12/07/23	12/11/23	327,678.71	4.32	3,185.97	327,121.15	327,996.11
US TREASURY N/B NOTES DTD 12/15/2023 4.375% 12/15/2026	91282CJP7	495,000.00	AA+	Aaa	01/02/24	01/04/24	498,809.18	4.10	2,780.99	498,102.36	497,165.63
US TREASURY N/B NOTES DTD 01/15/2024 4.000% 01/15/2027	91282CJT9	275,000.00	AA+	Aaa	02/01/24	02/05/24	275,268.55	3.96	508.15	275,226.08	273,925.80
US TREASURY N/B NOTES DTD 02/15/2024 4.125% 02/15/2027	91282CKA8	275,000.00	AA+	Aaa	03/05/24	03/07/24	273,388.67	4.34	5,235.58	273,597.97	274,828.13
US TREASURY N/B NOTES DTD 03/15/2024 4.250% 03/15/2027	91282CKE0	170,000.00	AA+	Aaa	04/02/24	04/05/24	168,784.77	4.51	2,729.01	168,909.56	170,557.80
US TREASURY N/B NOTES DTD 04/15/2024 4.500% 04/15/2027	91282CKJ9	280,000.00	AA+	Aaa	05/02/24	05/06/24	277,998.44	4.76	3,718.03	278,150.03	282,712.50
US TREASURY N/B NOTES DTD 05/15/2024 4.500% 05/15/2027	91282CKR1	250,000.00	AA+	Aaa	06/04/24	06/05/24	249,609.38	4.56	2,384.51	249,628.67	252,578.13
US TREASURY N/B NOTES DTD 06/15/2024 4.625% 06/15/2027	91282CKV2	270,000.00	AA+	Aaa	07/01/24	07/02/24	270,221.48	4.60	1,603.59	270,215.73	274,092.17
Security Type Sub-Total		5,395,000.00					5,381,892.60	4.31	51,487.80	5,386,627.60	5,394,795.31
Federal Agency Mortgage-Backed Security											
FANNIE MAE POOL FM4174 DTD 09/01/2020 3.000% 11/01/2032	3140X7T82	33,095.11	AA+	Aaa	09/08/20	09/18/20	35,096.33	2.42	82.74	34,457.59	32,131.86
FN BM4614 DTD 10/01/2018 3.000% 03/01/2033	3140J9DU2	17,754.51	AA+	Aaa	08/03/21	08/17/21	18,919.64	2.35	44.39	18,621.03	16,970.52
GINNIE MAE I POOL 646043 DTD 10/01/2007 6.500% 10/01/2037	36292DWC2	21,564.05	AA+	Aaa	01/29/16	01/29/16	21,564.05	6.50	116.81	21,564.05	22,870.78
Security Type Sub-Total		72,413.67					75,580.02	3.70	243.94	74,642.67	71,973.16
Federal Agency Commercial Mortgage-Backed Security											

Managed Account Detail of Securities Held

For the Month Ending **July 31, 2024**

CITY OF DORAL STORM WATER PORTFOLIO - [REDACTED]											
Security Type/Description			S&P	Moody's	Trade	Settle	Original	YTM	Accrued	Amortized	Market
Dated Date/Coupon/Maturity	CUSIP	Par	Rating	Rating	Date	Date	Cost	at Cost	Interest	Cost	Value
Federal Agency Commercial Mortgage-Backed Security											
FHMS K736 A2 DTD 09/01/2019 2.282% 07/01/2026	3137FNWX4	50,000.00	AA+	Aaa	10/05/23	10/11/23	46,392.58	5.13	95.08	47,463.19	47,893.51
Security Type Sub-Total		50,000.00					46,392.58	5.13	95.08	47,463.19	47,893.51
Federal Agency Collateralized Mortgage Obligation											
FHLMC SERIES 3842 PH DTD 04/01/2011 4.000% 04/01/2041	3137A9QP4	7,498.97	AA+	Aaa	05/05/15	05/05/15	8,044.40	3.57	25.00	7,849.81	7,378.44
Government National Mortgage Association DTD 09/30/2014 3.000% 09/01/2064	38375UPV6	9,272.58	AA+	Aaa	02/01/21	02/04/21	9,844.59	2.76	23.18	9,798.80	9,016.34
Government National Mortgage Association DTD 07/30/2019 2.500% 01/01/2069	38380LXE8	27,780.76	AA+	Aaa	07/12/19	07/30/19	27,927.26	2.48	57.88	27,912.42	27,052.56
Government National Mortgage Association DTD 01/30/2020 2.250% 12/01/2069	38380LV67	34,344.43	AA+	Aaa	01/13/20	01/30/20	34,493.33	2.24	64.40	34,479.87	33,212.34
Security Type Sub-Total		78,896.74					80,309.58	2.51	170.46	80,040.90	76,659.68
Corporate Note											
BB&T CORPORATION CORP BONDS DTD 07/29/2019 2.500% 08/01/2024	05531FBH5	65,000.00	A-	Baa1	06/17/21	06/21/21	68,607.50	0.69	812.50	65,000.00	64,989.15
3M COMPANY (CALLABLE) CORP NOTES DTD 08/26/2019 2.000% 02/14/2025	88579YBH3	60,000.00	BBB+	A3	09/22/21	09/24/21	62,378.40	0.81	556.67	60,326.83	58,870.56
CINTAS CORPORATION NO. 2 CORP NOTE (CALL DTD 05/03/2022 3.450% 05/01/2025	17252MAP5	20,000.00	A-	A3	04/26/22	05/03/22	19,995.60	3.46	172.50	19,998.90	19,739.46
JOHN DEERE CAPITAL CORP CORPORATE NOTES DTD 06/06/2022 3.400% 06/06/2025	24422EWF2	10,000.00	A	A1	06/01/22	06/06/22	9,997.70	3.41	51.94	9,999.35	9,858.83
MORGAN STANLEY CORP NOTES DTD 07/23/2015 4.000% 07/23/2025	6174468C6	40,000.00	A-	A1	05/19/22	05/23/22	40,186.40	3.84	35.56	40,057.35	39,551.12

Managed Account Detail of Securities Held

For the Month Ending **July 31, 2024**

CITY OF DORAL STORM WATER PORTFOLIO - [REDACTED]											
Security Type/Description			S&P	Moody's	Trade	Settle	Original	YTM	Accrued	Amortized	Market
Dated Date/Coupon/Maturity	CUSIP	Par	Rating	Rating	Date	Date	Cost	at Cost	Interest	Cost	Value
Corporate Note											
BANK OF MONTREAL CORPORATE NOTES DTD 09/25/2023 5.920% 09/25/2025	06368LWT9	50,000.00	A-	A2	09/18/23	09/25/23	50,000.00	5.92	1,036.00	50,000.00	50,493.65
BANK OF AMERICA CORP NOTES (CALLABLE) DTD 09/25/2020 0.981% 09/25/2025	06051GJG5	135,000.00	A-	A1	09/22/20	09/25/20	135,000.00	0.98	463.52	135,000.00	134,010.05
WESTPAC BANKING CORP CORPORATE NOTES DTD 11/17/2023 5.512% 11/17/2025	961214FL2	60,000.00	AA-	Aa2	11/08/23	11/17/23	60,000.00	5.51	679.81	60,000.00	60,558.96
LINDE INC/CT CORPORATE NOTES (CALLABLE) DTD 12/05/2022 4.700% 12/05/2025	53522KAB9	65,000.00	A	A2	11/28/22	12/05/22	64,929.80	4.74	475.22	64,968.55	64,917.45
CATERPILLAR FINL SERVICE CORPORATE NOTES DTD 01/06/2023 4.800% 01/06/2026	14913R3B1	65,000.00	A	A2	01/03/23	01/06/23	64,983.75	4.81	216.67	64,992.25	65,057.79
STATE STREET CORP (CALLABLE) CORPORATE N DTD 02/07/2022 1.746% 02/06/2026	857477BR3	20,000.00	A	A1	02/02/22	02/07/22	20,000.00	1.75	169.75	20,000.00	19,642.16
JPMORGAN CHASE & CO (CALLABLE) CORPORATE DTD 04/26/2022 4.080% 04/26/2026	46647PCZ7	65,000.00	A-	A1	04/19/22	04/26/22	65,000.00	4.08	699.83	65,000.00	64,437.43
STATE STREET CORP NOTES (CALLABLE) DTD 05/18/2023 5.104% 05/18/2026	857477CB7	85,000.00	A	A1	05/15/23	05/18/23	85,000.00	5.10	879.73	85,000.00	85,073.61
AMERICAN HONDA FINANCE CORPORATE NOTES DTD 07/07/2023 5.250% 07/07/2026	02665WEK3	15,000.00	A-	A3	07/05/23	07/07/23	14,981.55	5.29	52.50	14,988.13	15,132.24
AMERICAN HONDA FINANCE CORPORATE NOTES DTD 07/07/2023 5.250% 07/07/2026	02665WEK3	15,000.00	A-	A3	07/06/23	07/10/23	14,917.35	5.45	52.50	14,946.69	15,132.24

Managed Account Detail of Securities Held

For the Month Ending **July 31, 2024**

CITY OF DORAL STORM WATER PORTFOLIO - [REDACTED]											
Security Type/Description			S&P	Moody's	Trade	Settle	Original	YTM	Accrued	Amortized	Market
Dated Date/Coupon/Maturity	CUSIP	Par	Rating	Rating	Date	Date	Cost	at Cost	Interest	Cost	Value
Corporate Note											
TOYOTA MOTOR CREDIT CORP CORPORATE NOTES DTD 08/14/2023 5.000% 08/14/2026	89236TKX2	35,000.00	A+	A1	08/09/23	08/14/23	34,957.65	5.04	811.81	34,971.29	35,206.68
PACIFIC LIFE GF II NOTES DTD 08/30/2023 5.500% 08/28/2026	6944PL2W8	15,000.00	AA-	Aa3	08/23/23	08/30/23	14,994.75	5.51	350.63	14,996.37	15,227.04
NEW YORK LIFE GLOBAL FDG NOTES DTD 09/19/2023 5.450% 09/18/2026	64953BBF4	75,000.00	AA+	Aaa	09/12/23	09/19/23	74,985.75	5.46	1,510.10	74,989.64	76,065.38
HOME DEPOT INC CORPORATE NOTES DTD 12/04/2023 4.950% 09/30/2026	437076CV2	15,000.00	A	A2	11/27/23	12/04/23	14,967.15	5.03	249.56	14,974.41	15,104.43
CANADIAN IMPERIAL BANK CORPORATE NOTES DTD 10/03/2023 5.926% 10/02/2026	13607LWT6	35,000.00	A-	A2	09/26/23	10/03/23	35,000.00	5.93	685.61	35,000.00	35,741.48
STATE STREET CORP NOTES (CALLABLE) DTD 11/04/2022 5.751% 11/04/2026	857477BX0	15,000.00	A	A1	11/01/22	11/04/22	15,000.00	5.75	208.47	15,000.00	15,128.12
PEPSICO INC CORPORATE NOTES (CALLABLE) DTD 11/10/2023 5.125% 11/10/2026	713448FW3	20,000.00	A+	A1	11/08/23	11/10/23	19,994.60	5.13	230.63	19,995.83	20,260.70
PRINCIPAL LFE GLB FND II NOTES DTD 01/16/2024 5.000% 01/16/2027	74256LEX3	15,000.00	A+	A1	01/08/24	01/16/24	14,994.15	5.01	31.25	14,995.15	15,064.01
PRINCIPAL LFE GLB FND II NOTES DTD 01/16/2024 5.000% 01/16/2027	74256LEX3	20,000.00	A+	A1	01/10/24	01/16/24	20,060.20	4.89	41.67	20,049.93	20,085.34
NATIONAL RURAL UTIL COOP CORP NOTES (CAL) DTD 02/05/2024 4.800% 02/05/2027	63743HFM9	70,000.00	A-	A2	01/24/24	02/05/24	69,979.00	4.81	1,642.67	69,982.22	70,399.28
TEXAS INSTRUMENTS CORP NOTES (CALLABLE) DTD 02/08/2024 4.600% 02/08/2027	882508CE2	45,000.00	A+	Aa3	02/05/24	02/08/24	44,971.20	4.62	994.75	44,975.55	45,135.32
ELI LILLY & CO CORPORATE NOTES DTD 02/09/2024 4.500% 02/09/2027	532457CJ5	45,000.00	A+	A1	02/07/24	02/09/24	44,976.15	4.52	967.50	44,979.74	45,029.84

Managed Account Detail of Securities Held

For the Month Ending **July 31, 2024**

CITY OF DORAL STORM WATER PORTFOLIO - [REDACTED]

Security Type/Description	CUSIP	Par	S&P Rating	Moody's Rating	Trade Date	Settle Date	Original Cost	YTM at Cost	Accrued Interest	Amortized Cost	Market Value
Corporate Note											
BRISTOL-MYERS SQUIBB CORP NOTES (CALLABL DTD 02/22/2024 4.900% 02/22/2027)	110122EE4	15,000.00	A	A2	02/14/24	02/22/24	14,983.80	4.94	324.63	14,986.04	15,105.56
ASTRAZENECA FINANCE LLC CORP NOTES (CALL DTD 02/26/2024 4.800% 02/26/2027)	04636NAK9	30,000.00	A+	A2	02/21/24	02/26/24	29,949.60	4.86	620.00	29,956.41	30,148.17
CISCO SYSTEMS INC CORPORATE NOTES (CALLA DTD 02/26/2024 4.800% 02/26/2027)	17275RBO4	45,000.00	AA-	A1	02/21/24	02/26/24	44,941.50	4.85	930.00	44,949.40	45,368.60
DEERE & COMPANY CAPITAL CORP NOTE (DTD 03/07/2024 4.850% 03/05/2027)	24422EXM6	55,000.00	A	A1	03/04/24	03/07/24	54,948.85	4.88	1,067.00	54,955.25	55,388.41
AMERICAN HONDA FINANCE CORPORATE NOTES (DTD 03/13/2024 4.900% 03/12/2027)	02665WFD8	35,000.00	A-	A3	03/11/24	03/13/24	34,980.75	4.92	657.42	34,983.06	35,209.09
NORTHWESTERN MUTUAL GLBL NOTES (DTD 03/25/2024 5.070% 03/25/2027)	66815L2R9	25,000.00	AA+	Aaa	03/18/24	03/25/24	24,997.25	5.07	443.63	24,997.55	25,300.20
HORMEL FOODS CORP CORPORATE NOTES (CALLA DTD 03/08/2024 4.800% 03/30/2027)	440452AK6	20,000.00	A-	A1	03/05/24	03/08/24	19,980.60	4.83	381.34	19,982.96	20,116.36
BMW US CAPITAL LLC CORPORATE NOTES (DTD 04/02/2024 4.900% 04/02/2027)	05565ECH6	70,000.00	A	A2	03/25/24	04/02/24	69,916.70	4.94	1,133.81	69,925.29	70,445.55
ADOBE INC CORPORATE NOTES (DTD 04/04/2024 4.850% 04/04/2027)	00724PAE9	25,000.00	A+	A1	04/01/24	04/04/24	24,987.50	4.87	394.06	24,988.77	25,223.30
TORONTO-DOMINION BANK CORPORATE NOTES (DTD 04/05/2024 4.980% 04/05/2027)	89115A2W1	70,000.00	A	A1	03/26/24	04/05/24	70,000.00	4.98	1,123.27	70,000.00	70,499.87
BRIGHTHSE FIN GLBL FUND NOTES (DTD 04/11/2024 5.550% 04/09/2027)	10921U2J6	40,000.00	A+	A3	04/04/24	04/11/24	39,988.00	5.56	678.33	39,989.14	40,278.92

Managed Account Detail of Securities Held

For the Month Ending July 31, 2024

CITY OF DORAL STORM WATER PORTFOLIO - [REDACTED]											
Security Type/Description			S&P	Moody's	Trade	Settle	Original	YTM	Accrued	Amortized	Market
Dated Date/Coupon/Maturity	CUSIP	Par	Rating	Rating	Date	Date	Cost	at Cost	Interest	Cost	Value
Corporate Note											
UNITEDHEALTH GROUP INC CORPORATE NOTES (DTD 03/21/2024 4.600% 04/15/2027	91324PEY4	70,000.00	A+	A2	03/19/24	03/21/24	69,512.10	4.85	1,162.78	69,566.21	70,121.10
PACCAR FINANCIAL CORP CORPORATE NOTES (DTD 05/13/2024 5.000% 05/13/2027	69371RT22	25,000.00	A+	A1	05/06/24	05/13/24	24,980.75	5.03	270.83	24,982.05	25,375.68
GOLDMAN SACHS BANK USA CORPORATE NOTES (DTD 05/21/2024 5.414% 05/21/2027	38151LAG5	55,000.00	A+	A1	05/15/24	05/21/24	55,000.00	5.41	579.00	55,000.00	55,293.10
CANADIAN IMPERIAL BANK CORPORATE NOTES (DTD 06/28/2024 5.237% 06/28/2027	13607L8C0	25,000.00	A-	A2	06/24/24	06/28/24	25,000.00	5.24	120.01	25,000.00	25,014.05
PNC FINANCIAL SERVICES CORP NOTES (CALLA DTD 07/23/2024 5.102% 07/23/2027	693475BY0	45,000.00	A-	A3	07/18/24	07/23/24	45,000.00	5.10	51.02	45,000.00	45,123.35
BLACKROCK FUNDING INC CORPORATE NOTES (C DTD 07/26/2024 4.600% 07/26/2027	09290DAH4	45,000.00	AA-	Aa3	07/17/24	07/26/24	44,998.65	4.60	28.75	44,998.66	45,280.94
HONEYWELL INTERNATIONAL CORPORATE NOTES DTD 08/01/2024 4.650% 07/30/2027	438516CX2	40,000.00	A	A2	07/29/24	08/01/24	39,998.80	4.65	0.00	39,998.80	40,146.88
BP CAP MARKETS AMERICA CORPORATE NOTES (DTD 05/17/2024 5.017% 11/17/2027	10373QBY5	55,000.00	A-	A1	05/15/24	05/17/24	55,000.00	5.02	567.20	55,000.00	55,774.79
MORGAN STANLEY CORP NOTES (CALLABLE) DTD 04/19/2024 5.652% 04/13/2028	61747YFP5	10,000.00	A-	A1	04/17/24	04/19/24	10,000.00	5.65	160.14	10,000.00	10,183.42
BANK OF NY MELLON CORP CORPORATE NOTES (DTD 07/22/2024 4.890% 07/21/2028	06406RBX4	60,000.00	A	A1	07/15/24	07/22/24	60,000.00	4.89	73.35	60,000.00	60,243.24

Managed Account Detail of Securities Held

For the Month Ending **July 31, 2024**

CITY OF DORAL STORM WATER PORTFOLIO - [REDACTED]

Security Type/Description	Dated Date/Coupon/Maturity	CUSIP	Par	S&P Rating	Moody's Rating	Trade Date	Settle Date	Original Cost	YTM at Cost	Accrued Interest	Amortized Cost	Market Value
Corporate Note												
JPMORGAN CHASE & CO CORPORATE NOTES (CAL DTD 07/22/2024 4.979% 07/22/2028		46647PEL6	45,000.00	A-	A1	07/15/24	07/22/24	45,000.00	4.98	56.01	45,000.00	45,245.57
Security Type Sub-Total			2,080,000.00					2,085,023.50	4.43	24,901.93	2,079,447.77	2,086,798.47
Asset-Backed Security												
HAROT 2021-3 A3 DTD 08/25/2021 0.410% 11/18/2025		43815EAC8	8,401.77	AAA	NR	08/17/21	08/25/21	8,401.64	0.41	1.24	8,401.73	8,293.45
CARMX 2021-1 A3 DTD 01/27/2021 0.340% 12/15/2025		14316NAC3	4,467.40	AAA	NR	01/20/21	01/27/21	4,466.52	0.34	0.68	4,467.15	4,450.06
HAROT 2021-4 A3 DTD 11/24/2021 0.880% 01/21/2026		43815GAC3	8,931.75	NR	Aaa	11/16/21	11/24/21	8,929.86	0.89	2.18	8,931.08	8,773.26
DTRT 2022-1 A3 DTD 10/19/2022 5.230% 02/17/2026		233869AC0	27,473.30	NR	Aaa	10/12/22	10/19/22	27,471.47	5.23	63.86	27,472.45	27,414.88
HAROT 2022-1 A3 DTD 02/23/2022 1.880% 05/15/2026		43815BAC4	25,498.96	AAA	Aaa	02/15/22	02/23/22	25,495.13	1.88	21.31	25,497.34	25,023.07
FORDO 2022-A A3 DTD 01/24/2022 1.290% 06/15/2026		345286AC2	10,244.59	AAA	NR	01/19/22	01/24/22	10,243.36	1.29	5.87	10,244.07	10,055.18
CARMX 2021-3 A3 DTD 07/28/2021 0.550% 06/15/2026		14317DAC4	17,226.01	AAA	Aaa	07/21/21	07/28/21	17,223.19	0.55	4.21	17,224.93	16,855.40
BMWOT 2022-A A3 DTD 05/18/2022 3.210% 08/25/2026		05602RAD3	14,276.10	AAA	Aaa	05/10/22	05/18/22	14,275.36	3.21	7.64	14,275.74	14,111.16
CARMX 2021-4 A3 DTD 09/22/2021 0.560% 09/15/2026		14317JAD9	9,929.48	AAA	Aaa	09/14/21	09/22/21	9,928.35	0.56	2.47	9,929.00	9,702.71
JDOT 2022-A A3 DTD 03/16/2022 2.320% 09/16/2026		47787JAC2	17,999.79	NR	Aaa	03/10/22	03/16/22	17,995.80	2.33	18.56	17,997.91	17,688.66
HART 2022-A A3 DTD 03/16/2022 2.220% 10/15/2026		448977AD0	28,808.16	AAA	NR	03/09/22	03/16/22	28,807.06	2.22	28.42	28,807.63	28,321.48

Managed Account Detail of Securities Held

For the Month Ending **July 31, 2024**

CITY OF DORAL STORM WATER PORTFOLIO - [REDACTED]

Security Type/Description Dated Date/Coupon/Maturity	CUSIP	Par	S&P Rating	Moody's Rating	Trade Date	Settle Date	Original Cost	YTM at Cost	Accrued Interest	Amortized Cost	Market Value
Asset-Backed Security											
ALLYA 2022-1 A3 DTD 05/18/2022 3.310% 11/15/2026	02008JAC0	31,468.82	AAA	Aaa	05/10/22	05/18/22	31,462.73	3.31	46.29	31,465.72	31,093.86
GMCAR 2022-1 A3 DTD 01/19/2022 1.260% 11/16/2026	380146AC4	9,813.55	AAA	NR	01/11/22	01/19/22	9,812.69	1.26	5.15	9,813.14	9,623.78
CNH 2021-C A3 DTD 10/27/2021 0.810% 12/15/2026	12598LAC0	12,168.65	AAA	Aaa	10/19/21	10/27/21	12,167.25	0.81	4.38	12,168.00	11,858.78
HDMOT 2022-A A3 DTD 04/20/2022 3.060% 02/15/2027	41284YAD8	17,691.91	AAA	Aaa	04/12/22	04/20/22	17,688.97	3.06	24.06	17,690.36	17,479.89
GMCAR 2022-2 A3 DTD 04/13/2022 3.100% 02/16/2027	362585AC5	14,012.91	AAA	Aaa	04/05/22	04/13/22	14,009.98	3.10	18.10	14,011.37	13,820.60
CARMX 2022-2 A3 DTD 04/28/2022 3.490% 02/16/2027	14317HAC5	22,249.12	AAA	Aaa	04/21/22	04/28/22	22,245.73	3.49	34.51	22,247.33	21,984.59
COPAR 2022-1 A3 DTD 05/04/2022 3.170% 04/15/2027	14043OAC6	19,492.17	AAA	NR	04/26/22	05/04/22	19,487.91	3.17	27.46	19,489.84	19,186.51
TAOT 2022-C A3 DTD 08/16/2022 3.760% 04/15/2027	89231CAD9	19,790.47	AAA	NR	08/08/22	08/16/22	19,787.16	3.76	33.07	19,788.55	19,563.16
COMET 2022-A2 A DTD 06/14/2022 3.490% 05/15/2027	14041NGA3	65,000.00	AAA	NR	06/06/22	06/14/22	64,989.61	3.49	100.82	64,994.12	64,123.36
COPAR 2022-2 A3 DTD 08/10/2022 3.660% 05/17/2027	14043GAD6	24,105.13	AAA	Aaa	08/02/22	08/10/22	24,103.40	3.66	39.21	24,104.12	23,795.74
DCENT 2022-A2 A DTD 05/26/2022 3.320% 05/17/2027	254683CS2	60,000.00	NR	Aaa	05/19/22	05/26/22	59,995.12	3.32	88.53	59,997.26	59,134.69
JDOT 2022-C A3 DTD 10/19/2022 5.090% 06/15/2027	47800BAC2	50,000.00	NR	Aaa	10/12/22	10/19/22	49,996.12	5.09	113.11	49,997.61	49,909.05
CNH 2022-A A3 DTD 03/31/2022 2.940% 07/15/2027	12660DAC1	21,245.20	AAA	NR	03/24/22	03/31/22	21,243.63	2.94	27.76	21,244.32	20,781.20
DCENT 2022-A3 A3 DTD 08/09/2022 3.560% 07/15/2027	254683CW3	55,000.00	AAA	Aaa	08/02/22	08/09/22	54,993.17	3.56	87.02	54,995.91	54,187.46

Managed Account Detail of Securities Held

For the Month Ending **July 31, 2024**

CITY OF DORAL STORM WATER PORTFOLIO - [REDACTED]

Security Type/Description	CUSIP	Par	S&P Rating	Moody's Rating	Trade Date	Settle Date	Original Cost	YTM at Cost	Accrued Interest	Amortized Cost	Market Value
Asset-Backed Security											
CARMX 2022-4 A3 DTD 10/31/2022 5.340% 08/16/2027	14318UAD3	70,000.00	AAA	NR	10/26/22	10/31/22	69,983.59	5.35	166.13	69,989.59	70,068.10
MBART 2022-1 A3 DTD 11/22/2022 5.210% 08/16/2027	58768PAC8	73,621.62	AAA	Aaa	11/15/22	11/22/22	73,607.06	5.21	170.47	73,612.27	73,595.10
BACCT 2022-A1 A1 DTD 06/16/2022 3.530% 11/15/2027	05522RDE5	20,000.00	NR	Aaa	06/09/22	06/16/22	19,998.75	3.53	31.38	19,999.24	19,717.96
HAROT 2023-2 A3 DTD 05/30/2023 4.930% 11/15/2027	437927AC0	30,000.00	AAA	Aaa	05/23/23	05/30/23	29,995.14	4.93	65.73	29,996.42	29,986.29
FORDO 2023-A A3 DTD 03/31/2023 4.650% 02/15/2028	344928AD8	25,000.00	AAA	NR	03/28/23	03/31/23	24,997.39	4.65	51.67	24,998.11	24,892.58
TAOT 2023-B A3 DTD 05/23/2023 4.710% 02/15/2028	891941AD8	35,000.00	NR	Aaa	05/16/23	05/23/23	34,998.04	4.71	73.27	34,998.53	34,826.95
BAAT 2023-1A A3 DTD 07/31/2023 5.530% 02/15/2028	06428AAC2	35,000.00	NR	Aaa	07/25/23	07/31/23	34,998.67	5.53	86.02	34,998.96	35,241.35
GMCAR 2023-2 A3 DTD 04/12/2023 4.470% 02/16/2028	362583AD8	25,000.00	AAA	Aaa	04/04/23	04/12/23	24,999.31	4.47	46.56	24,999.50	24,831.68
BMWOT 2023-A A3 DTD 07/18/2023 5.470% 02/25/2028	05592XAD2	15,000.00	AAA	NR	07/11/23	07/18/23	14,997.34	5.47	13.68	14,997.94	15,097.61
NAROT 2023-B A3 DTD 10/25/2023 5.930% 03/15/2028	65480MAD5	20,000.00	NR	Aaa	10/18/23	10/25/23	19,995.94	5.94	52.71	19,996.58	20,301.51
HART 2023-B A3 DTD 07/19/2023 5.480% 04/17/2028	44933XAD9	20,000.00	AAA	NR	07/11/23	07/19/23	19,999.13	5.48	48.71	19,999.32	20,114.94
USAOT 2023-A A3 DTD 09/15/2023 5.580% 05/15/2028	90291VAC4	80,000.00	AAA	Aaa	09/07/23	09/15/23	79,986.00	5.58	198.40	79,988.37	80,344.74
ALLYA 2023-1 A3 DTD 07/19/2023 5.460% 05/15/2028	02007WAC2	100,000.00	NR	Aaa	10/24/23	10/26/23	99,281.25	5.64	242.67	99,402.27	100,491.53
BAAT 2023-2A A3 DTD 11/21/2023 5.740% 06/15/2028	06054YAC1	70,000.00	NR	Aaa	11/15/23	11/21/23	69,998.73	5.74	178.58	69,998.90	70,918.61

Managed Account Detail of Securities Held

For the Month Ending **July 31, 2024**

CITY OF DORAL STORM WATER PORTFOLIO - [REDACTED]

Security Type/Description	CUSIP	Par	S&P Rating	Moody's Rating	Trade Date	Settle Date	Original Cost	YTM at Cost	Accrued Interest	Amortized Cost	Market Value
Asset-Backed Security											
HAROT 2023-4 A3 DTD 11/08/2023 5.670% 06/21/2028	438123AC5	15,000.00	NR	Aaa	11/01/23	11/08/23	14,997.36	5.67	23.63	14,997.73	15,209.71
TAOT 2023-D A3 DTD 11/14/2023 5.540% 08/15/2028	89239FAD4	20,000.00	AAA	NR	11/07/23	11/14/23	19,997.84	5.54	49.24	19,998.13	20,284.88
HAROT 2024-1 A3 DTD 02/21/2024 5.210% 08/15/2028	437918AC9	55,000.00	AAA	Aaa	02/13/24	02/21/24	54,997.61	5.21	127.36	54,997.82	55,347.34
FITAT 2023-1 A3 DTD 08/23/2023 5.530% 08/15/2028	31680EAD3	70,000.00	AAA	Aaa	08/15/23	08/23/23	69,995.66	5.53	172.04	69,996.48	70,490.21
CHAIT 2023-A1 A DTD 09/15/2023 5.160% 09/15/2028	161571HT4	100,000.00	AAA	NR	09/07/23	09/15/23	99,972.28	5.17	229.33	99,976.65	100,959.25
TAOT 2024-A A3 DTD 01/30/2024 4.830% 10/16/2028	89238DAD0	20,000.00	AAA	Aaa	01/23/24	01/30/24	19,996.00	4.83	42.93	19,996.39	20,020.37
HART 2023-C A3 DTD 11/13/2023 5.540% 10/16/2028	44918CAD4	30,000.00	AAA	NR	11/03/23	11/13/23	29,996.06	5.54	73.87	29,996.57	30,345.74
JDOT 2024-A A3 DTD 03/19/2024 4.960% 11/15/2028	47800RAD5	15,000.00	NR	Aaa	03/11/24	03/19/24	14,999.16	4.96	33.07	14,999.22	15,077.38
MBART 2023-2 A3 DTD 10/25/2023 5.950% 11/15/2028	58769FAC9	30,000.00	AAA	NR	10/19/23	10/25/23	29,997.44	5.95	79.33	29,997.78	30,600.08
GMCAR 2024-1 A3 DTD 01/17/2024 4.850% 12/18/2028	36268GAD7	10,000.00	NR	Aaa	01/09/24	01/17/24	9,997.99	4.85	20.21	9,998.19	9,987.47
HART 2024-B A3 DTD 07/24/2024 4.840% 03/15/2029	44934OAD3	30,000.00	AAA	NR	07/16/24	07/24/24	29,995.47	4.84	28.23	29,995.49	30,006.90
JDOT 2024-B A3 DTD 06/18/2024 5.200% 03/15/2029	47786WAD2	35,000.00	NR	Aaa	06/11/24	06/18/24	34,993.16	5.20	80.89	34,993.31	35,445.99
TAOT 2024-C A3 DTD 07/30/2024 4.880% 03/15/2029	89237OAD2	40,000.00	AAA	NR	07/23/24	07/30/24	39,999.98	4.88	5.42	39,999.98	40,157.92
WOART 2024-A A3 DTD 02/14/2024 4.860% 03/15/2029	98164RAD8	50,000.00	AAA	NR	02/06/24	02/14/24	49,993.41	4.86	108.00	49,993.95	50,080.63

Managed Account Detail of Securities Held

For the Month Ending **July 31, 2024**

CITY OF DORAL STORM WATER PORTFOLIO - [REDACTED]

Security Type/Description Dated Date/Coupon/Maturity	CUSIP	Par	S&P Rating	Moody's Rating	Trade Date	Settle Date	Original Cost	YTM at Cost	Accrued Interest	Amortized Cost	Market Value
Asset-Backed Security											
CHAOT 2024-1A A3 DTD 03/27/2024 5.130% 05/25/2029	16144BAC2	20,000.00	NR	Aaa	03/19/24	03/27/24	19,998.67	5.13	17.10	19,998.75	20,089.89
CNH 2024-A A3 DTD 01/24/2024 4.770% 06/15/2029	18978FAC0	20,000.00	AAA	Aaa	01/17/24	01/24/24	19,995.27	4.78	42.40	19,995.68	19,998.29
Security Type Sub-Total		1,773,916.86					1,772,980.91	4.55	3,364.94	1,773,164.80	1,771,762.98
Managed Account Sub-Total		9,450,227.27					9,442,179.19	4.37	80,264.15	9,441,386.93	9,449,883.11
Securities Sub-Total		\$9,450,227.27					\$9,442,179.19	4.37%	\$80,264.15	\$9,441,386.93	\$9,449,883.11
Accrued Interest											\$80,264.15
Total Investments											\$9,530,147.26

Bolded items are forward settling trades.

Managed Account Fair Market Value & Analytics

For the Month Ending **July 31, 2024**

CITY OF DORAL STORM WATER PORTFOLIO - [REDACTED]

Security Type/Description	CUSIP	Par	Broker	Next Call Date	Market Price	Market Value	Unreal G/L On Cost	Unreal G/L Amort Cost	Effective Duration	YTM at Mkt
U.S. Treasury Bond / Note										
US TREASURY NOTES DTD 10/15/2022 4.250% 10/15/2025	91282CFP1	15,000.00	BMO		99.58	14,936.72	94.34	70.61	1.18	4.61
US TREASURY NOTES DTD 10/15/2022 4.250% 10/15/2025	91282CFP1	70,000.00	JPM_CHA		99.58	69,704.68	164.05	(107.47)	1.18	4.61
US TREASURY NOTES DTD 11/15/2022 4.500% 11/15/2025	91282CFW6	300,000.00	MORGAN_		99.89	299,671.86	(3,410.17)	(1,679.76)	1.26	4.58
US TREASURY NOTES DTD 12/15/2022 4.000% 12/15/2025	91282CGA3	230,000.00	CITIGRP		99.30	228,382.82	(449.21)	(1,072.34)	1.34	4.53
US TREASURY NOTES DTD 01/15/2023 3.875% 01/15/2026	91282CGE5	280,000.00	JPM_CHA		99.11	277,506.26	(1,804.68)	(2,154.00)	1.43	4.51
US TREASURY NOTES DTD 02/15/2023 4.000% 02/15/2026	91282CGL9	65,000.00	MERRILL		99.31	64,553.13	(484.96)	(467.65)	1.48	4.47
US TREASURY NOTES DTD 02/15/2023 4.000% 02/15/2026	91282CGL9	270,000.00	MERRILL		99.31	268,143.75	2,805.47	580.66	1.48	4.47
US TREASURY NOTES DTD 04/15/2023 3.750% 04/15/2026	91282CGV7	20,000.00	CITIGRP		98.97	19,793.75	258.59	197.56	1.65	4.38
US TREASURY NOTES DTD 04/15/2023 3.750% 04/15/2026	91282CGV7	395,000.00	MORGAN_		98.97	390,926.56	(3,147.66)	(3,539.27)	1.65	4.38
US TREASURY NOTES DTD 05/15/2023 3.625% 05/15/2026	91282CHB0	395,000.00	JPM_CHA		98.75	390,062.50	(910.35)	(2,494.99)	1.74	4.36
US TREASURY NOTES DTD 06/15/2023 4.125% 06/15/2026	91282CHH7	210,000.00	MORGAN_		99.66	209,278.13	730.08	194.66	1.81	4.32
US TREASURY NOTES DTD 07/15/2023 4.500% 07/15/2026	91282CHM6	375,000.00	JPM_CHA		100.39	376,464.83	2,167.95	1,930.31	1.89	4.29
US TREASURY NOTES DTD 08/15/2023 4.375% 08/15/2026	91282CHU8	330,000.00	JPM_CHA		100.20	330,670.30	3,815.61	2,859.37	1.94	4.27
US TREASURY NOTES DTD 10/15/2023 4.625% 10/15/2026	91282CJC6	100,000.00	CITIGRP		100.84	100,843.75	976.56	945.30	2.10	4.22
US TREASURY N/B NOTES DTD 11/15/2023 4.625% 11/15/2026	91282CJK8	325,000.00	JPM_CHA		100.92	327,996.11	317.40	874.96	2.18	4.20
US TREASURY N/B NOTES DTD 12/15/2023 4.375% 12/15/2026	91282CJP7	495,000.00	JPM_CHA		100.44	497,165.63	(1,643.55)	(936.73)	2.27	4.18
US TREASURY N/B NOTES DTD 01/15/2024 4.000% 01/15/2027	91282CJT9	275,000.00	CITIGRP		99.61	273,925.80	(1,342.75)	(1,300.28)	2.36	4.17

Managed Account Fair Market Value & Analytics

For the Month Ending **July 31, 2024**

CITY OF DORAL STORM WATER PORTFOLIO - [REDACTED]

Security Type/Description	Dated Date/Coupon/Maturity	CUSIP	Par	Broker	Next Call Date	Market Price	Market Value	Unreal G/L On Cost	Unreal G/L Amort Cost	Effective Duration	YTM at Mkt
U.S. Treasury Bond / Note											
US TREASURY N/B NOTES		91282CKA8	275,000.00	ACADEMY		99.94	274,828.13	1,439.46	1,230.16	2.39	4.15
DTD 02/15/2024 4.125% 02/15/2027											
US TREASURY N/B NOTES		91282CKE0	170,000.00	MERRILL		100.33	170,557.80	1,773.03	1,648.24	2.47	4.12
DTD 03/15/2024 4.250% 03/15/2027											
US TREASURY N/B NOTES		91282CKJ9	280,000.00	BARCLAY		100.97	282,712.50	4,714.06	4,562.47	2.55	4.12
DTD 04/15/2024 4.500% 04/15/2027											
US TREASURY N/B NOTES		91282CKR1	250,000.00	MERRILL		101.03	252,578.13	2,968.75	2,949.46	2.63	4.11
DTD 05/15/2024 4.500% 05/15/2027											
US TREASURY N/B NOTES		91282CKV2	270,000.00	ASL		101.52	274,092.17	3,870.69	3,876.44	2.71	4.06
DTD 06/15/2024 4.625% 06/15/2027											
Security Type Sub-Total			5,395,000.00				5,394,795.31	12,902.71	8,167.71	1.98	4.29
Federal Agency Mortgage-Backed Security											
FANNIE MAE POOL FM4174		3140X7T82	33,095.11	OTHER		97.09	32,131.86	(2,964.47)	(2,325.73)	1.46	3.41
DTD 09/01/2020 3.000% 11/01/2032											
FN BM4614		3140J9DU2	17,754.51	INTL_FC		95.58	16,970.52	(1,949.12)	(1,650.51)	2.64	3.60
DTD 10/01/2018 3.000% 03/01/2033											
GINNIE MAE I POOL 646043		36292DWC2	21,564.05	OTHER		106.06	22,870.78	1,306.73	1,306.73	4.24	5.84
DTD 10/01/2007 6.500% 10/01/2037											
Security Type Sub-Total			72,413.67				71,973.16	(3,606.86)	(2,669.51)	2.62	4.23
Federal Agency Commercial Mortgage-Backed Security											
FHMS K736 A2		3137FNWX4	50,000.00	INTL_FC		95.79	47,893.51	1,500.93	430.32	1.66	4.58
DTD 09/01/2019 2.282% 07/01/2026											
Security Type Sub-Total			50,000.00				47,893.51	1,500.93	430.32	1.66	4.58
Federal Agency Collateralized Mortgage Obligation											
FHLMC SERIES 3842 PH		3137A9OP4	7,498.97	OTHER		98.39	7,378.44	(665.96)	(471.37)	3.00	4.13
DTD 04/01/2011 4.000% 04/01/2041											
Government National Mortgage Association		38375UPV6	9,272.58	OTHER		97.24	9,016.34	(828.25)	(782.46)	0.96	3.12
DTD 09/30/2014 3.000% 09/01/2064											

Managed Account Fair Market Value & Analytics

For the Month Ending **July 31, 2024**

CITY OF DORAL STORM WATER PORTFOLIO - [REDACTED]

Security Type/Description	Dated Date/Coupon/Maturity	CUSIP	Par	Broker	Next Call Date	Market Price	Market Value	Unreal G/L On Cost	Unreal G/L Amort Cost	Effective Duration	YTM at Mkt
Federal Agency Collateralized Mortgage Obligation											
Government National Mortgage Association DTD 07/30/2019 2.500% 01/01/2069		38380LXE8	27,780.76	OTHER		97.38	27,052.56	(874.70)	(859.86)	0.73	2.60
Government National Mortgage Association DTD 01/30/2020 2.250% 12/01/2069		38380LV67	34,344.43	OTHER		96.70	33,212.34	(1,280.99)	(1,267.53)	0.89	2.37

Security Type Sub-Total **78,896.74** **76,659.68** **(3,649.90)** **(3,381.22)** **1.05** **2.71**

Corporate Note											
BB&T CORPORATION CORP BONDS DTD 07/29/2019 2.500% 08/01/2024		05531FBH5	65,000.00	MORGAN_		99.98	64,989.15	(3,618.35)	(10.85)	0.00	8.41
3M COMPANY (CALLABLE) CORP NOTES DTD 08/26/2019 2.000% 02/14/2025		88579YBH3	60,000.00	JPM_CHA	01/14/25	98.12	58,870.56	(3,507.84)	(1,456.27)	0.45	5.59
CINTAS CORPORATION NO. 2 CORP NOTE (CALL DTD 05/03/2022 3.450% 05/01/2025		17252MAP5	20,000.00	WELLS_F	04/01/25	98.70	19,739.46	(256.14)	(259.44)	0.66	5.23
JOHN DEERE CAPITAL CORP CORPORATE NOTES DTD 06/06/2022 3.400% 06/06/2025		24422EWF2	10,000.00	GOLDMAN		98.59	9,858.83	(138.87)	(140.52)	0.84	5.11
MORGAN STANLEY CORP NOTES DTD 07/23/2015 4.000% 07/23/2025		6174468C6	40,000.00	GOLDMAN		98.88	39,551.12	(635.28)	(506.23)	0.97	5.19
BANK OF MONTREAL CORPORATE NOTES DTD 09/25/2023 5.920% 09/25/2025		06368LWT9	50,000.00	BMO		100.99	50,493.65	493.65	493.65	1.11	5.03
BANK OF AMERICA CORP NOTES (CALLABLE) DTD 09/25/2020 0.981% 09/25/2025		06051GJG5	135,000.00	OTHER	09/25/24	99.27	134,010.05	(989.95)	(989.95)	0.16	1.63
WESTPAC BANKING CORP CORPORATE NOTES DTD 11/17/2023 5.512% 11/17/2025		961214FL2	60,000.00	MORGAN_		100.93	60,558.96	558.96	558.96	1.26	4.76
LINDE INC/CT CORPORATE NOTES (CALLABLE) DTD 12/05/2022 4.700% 12/05/2025		53522KAB9	65,000.00	DEUTSCH	11/05/25	99.87	64,917.45	(12.35)	(51.10)	1.23	4.79
CATERPILLAR FINL SERVICE CORPORATE NOTES DTD 01/06/2023 4.800% 01/06/2026		14913R3B1	65,000.00	JPM_CHA		100.09	65,057.79	74.04	65.54	1.40	4.73

Managed Account Fair Market Value & Analytics

For the Month Ending **July 31, 2024**

CITY OF DORAL STORM WATER PORTFOLIO - [REDACTED]

Security Type/Description	CUSIP	Par	Broker	Next Call Date	Market Price	Market Value	Unreal G/L On Cost	Unreal G/L Amort Cost	Effective Duration	YTM at Mkt
Corporate Note										
STATE STREET CORP (CALLABLE) CORPORATE N DTD 02/07/2022 1.746% 02/06/2026	857477BR3	20,000.00	GOLDMAN	02/26/25	98.21	19,642.16	(357.84)	(357.84)	0.57	2.96
JPMORGAN CHASE & CO (CALLABLE) CORPORATE DTD 04/26/2022 4.080% 04/26/2026	46647PCZ7	65,000.00	JPM_CHA	04/26/25	99.13	64,437.43	(562.57)	(562.57)	0.73	4.60
STATE STREET CORP NOTES (CALLABLE) DTD 05/18/2023 5.104% 05/18/2026	857477CB7	85,000.00	MERRILL	05/18/25	100.09	85,073.61	73.61	73.61	0.79	5.05
AMERICAN HONDA FINANCE CORPORATE NOTES DTD 07/07/2023 5.250% 07/07/2026	02665WEK3	15,000.00	MIZUHO		100.88	15,132.24	150.69	144.11	1.86	4.77
AMERICAN HONDA FINANCE CORPORATE NOTES DTD 07/07/2023 5.250% 07/07/2026	02665WEK3	15,000.00	SOCGEN		100.88	15,132.24	214.89	185.55	1.86	4.77
TOYOTA MOTOR CREDIT CORP CORPORATE NOTES DTD 08/14/2023 5.000% 08/14/2026	89236TKX2	35,000.00	HSBC		100.59	35,206.68	249.03	235.39	1.92	4.69
PACIFIC LIFE GF II NOTES DTD 08/30/2023 5.500% 08/28/2026	6944PL2W8	15,000.00	JPM_CHA		101.51	15,227.04	232.29	230.67	1.95	4.72
NEW YORK LIFE GLOBAL FDG NOTES DTD 09/19/2023 5.450% 09/18/2026	64953BBF4	75,000.00	MERRILL		101.42	76,065.38	1,079.63	1,075.74	2.00	4.74
HOME DEPOT INC CORPORATE NOTES DTD 12/04/2023 4.950% 09/30/2026	437076CV2	15,000.00	JPM_CHA		100.70	15,104.43	137.28	130.02	2.05	4.61
CANADIAN IMPERIAL BANK CORPORATE NOTES DTD 10/03/2023 5.926% 10/02/2026	13607LWT6	35,000.00	CIBC		102.12	35,741.48	741.48	741.48	2.03	4.89
STATE STREET CORP NOTES (CALLABLE) DTD 11/04/2022 5.751% 11/04/2026	857477BX0	15,000.00	DEUTSCH	11/04/25	100.85	15,128.12	128.12	128.12	1.22	5.34
PEPSICO INC CORPORATE NOTES (CALLABLE) DTD 11/10/2023 5.125% 11/10/2026	713448FW3	20,000.00	MERRILL	10/10/26	101.30	20,260.70	266.10	264.87	2.08	4.52
PRINCIPAL LFE GLB FND II NOTES DTD 01/16/2024 5.000% 01/16/2027	74256LEX3	15,000.00	WELLS_F		100.43	15,064.01	69.86	68.86	2.34	4.81

Managed Account Fair Market Value & Analytics

For the Month Ending **July 31, 2024**

CITY OF DORAL STORM WATER PORTFOLIO - [REDACTED]

Security Type/Description	CUSIP	Par	Broker	Next Call Date	Market Price	Market Value	Unreal G/L On Cost	Unreal G/L Amort Cost	Effective Duration	YTM at Mkt
Corporate Note										
PRINCIPAL LFE GLB FND II NOTES DTD 01/16/2024 5.000% 01/16/2027	74256LEX3	20,000.00	MKTX		100.43	20,085.34	25.14	35.41	2.34	4.81
NATIONAL RURAL UTIL COOP CORP NOTES (CAL DTD 02/05/2024 4.800% 02/05/2027	63743HFM9	70,000.00	PNC	01/05/27	100.57	70,399.28	420.28	417.06	2.27	4.56
TEXAS INSTRUMENTS CORP NOTES (CALLABLE) DTD 02/08/2024 4.600% 02/08/2027	882508CE2	45,000.00	MERRILL	01/08/27	100.30	45,135.32	164.12	159.77	2.28	4.47
ELI LILLY & CO CORPORATE NOTES DTD 02/09/2024 4.500% 02/09/2027	532457CJ5	45,000.00	DEUTSCH		100.07	45,029.84	53.69	50.10	2.36	4.47
BRISTOL-MYERS SQUIBB CORP NOTES (CALLABL DTD 02/22/2024 4.900% 02/22/2027	110122EE4	15,000.00	CITIGRP	01/22/27	100.70	15,105.56	121.76	119.52	2.31	4.61
ASTRAZENECA FINANCE LLC CORP NOTES (CALL DTD 02/26/2024 4.800% 02/26/2027	04636NAK9	30,000.00	CITIGRP	01/26/27	100.49	30,148.17	198.57	191.76	2.33	4.59
CISCO SYSTEMS INC CORPORATE NOTES (CALLA DTD 02/26/2024 4.800% 02/26/2027	17275RBQ4	45,000.00	DEUTSCH	01/26/27	100.82	45,368.60	427.10	419.20	2.33	4.46
DEERE & COMPANY CAPITAL CORP NOTE DTD 03/07/2024 4.850% 03/05/2027	24422EXM6	55,000.00	BARCLAY		100.71	55,388.41	439.56	433.16	2.43	4.56
AMERICAN HONDA FINANCE CORPORATE NOTES DTD 03/13/2024 4.900% 03/12/2027	02665WFD8	35,000.00	TD		100.60	35,209.09	228.34	226.03	2.44	4.65
NORTHWESTERN MUTUAL GLBL NOTES DTD 03/25/2024 5.070% 03/25/2027	66815L2R9	25,000.00	MORGAN_		101.20	25,300.20	302.95	302.65	2.47	4.58
HORMEL FOODS CORP CORPORATE NOTES (CALLA DTD 03/08/2024 4.800% 03/30/2027	440452AK6	20,000.00	WELLS_F	02/28/27	100.58	20,116.36	135.76	133.40	2.41	4.57
BMW US CAPITAL LLC CORPORATE NOTES DTD 04/02/2024 4.900% 04/02/2027	05565ECH6	70,000.00	JPM_CHA		100.64	70,445.55	528.85	520.26	2.50	4.64
ADOBE INC CORPORATE NOTES DTD 04/04/2024 4.850% 04/04/2027	00724PAE9	25,000.00	MERRILL		100.89	25,223.30	235.80	234.53	2.51	4.49

Managed Account Fair Market Value & Analytics

For the Month Ending **July 31, 2024**

CITY OF DORAL STORM WATER PORTFOLIO - [REDACTED]

Security Type/Description	CUSIP	Par	Broker	Next Call Date	Market Price	Market Value	Unreal G/L On Cost	Unreal G/L Amort Cost	Effective Duration	YTM at Mkt
Corporate Note										
TORONTO-DOMINION BANK CORPORATE NOTES DTD 04/05/2024 4.980% 04/05/2027	89115A2W1	70,000.00	TD		100.71	70,499.87	499.87	499.87	2.50	4.69
BRIGHTHSE FIN GLBL FUND NOTES DTD 04/11/2024 5.550% 04/09/2027	10921U2J6	40,000.00	JPM_CHA		100.70	40,278.92	290.92	289.78	2.50	5.27
UNITEDHEALTH GROUP INC CORPORATE NOTES (DTD 03/21/2024 4.600% 04/15/2027	91324PEY4	70,000.00	MERRILL	03/15/27	100.17	70,121.10	609.00	554.89	2.46	4.53
PACCAR FINANCIAL CORP CORPORATE NOTES DTD 05/13/2024 5.000% 05/13/2027	69371RT22	25,000.00	WELLS_F		101.50	25,375.68	394.93	393.63	2.61	4.42
GOLDMAN SACHS BANK USA CORPORATE NOTES (DTD 05/21/2024 5.414% 05/21/2027	38151LAG5	55,000.00	GOLDMAN	05/21/26	100.53	55,293.10	293.10	293.10	1.73	5.21
CANADIAN IMPERIAL BANK CORPORATE NOTES DTD 06/28/2024 5.237% 06/28/2027	13607L8C0	25,000.00	CIBC		100.06	25,014.05	14.05	14.05	2.72	5.22
PNC FINANCIAL SERVICES CORP NOTES (CALLA DTD 07/23/2024 5.102% 07/23/2027	693475BY0	45,000.00	PNC	07/23/26	100.27	45,123.35	123.35	123.35	1.91	5.00
BLACKROCK FUNDING INC CORPORATE NOTES (C DTD 07/26/2024 4.600% 07/26/2027	09290DAH4	45,000.00	MERRILL	06/26/27	100.62	45,280.94	282.29	282.28	2.75	4.37
HONEYWELL INTERNATIONAL CORPORATE NOTES DTD 08/01/2024 4.650% 07/30/2027	438516CX2	40,000.00	DEUTSCH	06/30/27	100.37	40,146.88	148.08	148.08	2.76	4.52
BP CAP MARKETS AMERICA CORPORATE NOTES (DTD 05/17/2024 5.017% 11/17/2027	10373QBY5	55,000.00	DEUTSCH	10/17/27	101.41	55,774.79	774.79	774.79	2.98	4.55
MORGAN STANLEY CORP NOTES (CALLABLE) DTD 04/19/2024 5.652% 04/13/2028	61747YFP5	10,000.00	MORGAN_	04/13/27	101.83	10,183.42	183.42	183.42	2.51	5.10

Managed Account Fair Market Value & Analytics

For the Month Ending **July 31, 2024**

CITY OF DORAL STORM WATER PORTFOLIO - [REDACTED]

Security Type/Description	CUSIP	Par	Broker	Next Call Date	Market Price	Market Value	Unreal G/L On Cost	Unreal G/L Amort Cost	Effective Duration	YTM at Mkt
Corporate Note										
BANK OF NY MELLON CORP CORPORATE NOTES (DTD 07/22/2024 4.890% 07/21/2028	06406RBX4	60,000.00	MORGAN_	07/21/27	100.41	60,243.24	243.24	243.24	2.80	4.78
JPMORGAN CHASE & CO CORPORATE NOTES (CAL DTD 07/22/2024 4.979% 07/22/2028	46647PEL6	45,000.00	JPM_CHA	07/22/27	100.55	45,245.57	245.57	245.57	2.80	4.83
Security Type Sub-Total		2,080,000.00				2,086,798.47	1,774.97	7,350.70	1.79	4.66
Asset-Backed Security										
HAROT 2021-3 A3 DTD 08/25/2021 0.410% 11/18/2025	43815EAC8	8,401.77	BARCLAY		98.71	8,293.45	(108.19)	(108.28)	0.24	1.41
CARMX 2021-1 A3 DTD 01/27/2021 0.340% 12/15/2025	14316NAC3	4,467.40	OTHER		99.61	4,450.06	(16.46)	(17.09)	0.06	0.62
HAROT 2021-4 A3 DTD 11/24/2021 0.880% 01/21/2026	43815GAC3	8,931.75	MERRILL		98.23	8,773.26	(156.60)	(157.82)	0.38	2.10
DTRT 2022-1 A3 DTD 10/19/2022 5.230% 02/17/2026	233869AC0	27,473.30	JPM_CHA		99.79	27,414.88	(56.59)	(57.57)	0.45	5.37
HAROT 2022-1 A3 DTD 02/23/2022 1.880% 05/15/2026	43815BAC4	25,498.96	JPM_CHA		98.13	25,023.07	(472.06)	(474.27)	0.48	2.95
FORDO 2022-A A3 DTD 01/24/2022 1.290% 06/15/2026	345286AC2	10,244.59	CITIGRP		98.15	10,055.18	(188.18)	(188.89)	0.40	2.30
CARMX 2021-3 A3 DTD 07/28/2021 0.550% 06/15/2026	14317DAC4	17,226.01	RBC		97.85	16,855.40	(367.79)	(369.53)	0.34	1.72
BMWOT 2022-A A3 DTD 05/18/2022 3.210% 08/25/2026	05602RAD3	14,276.10	RBC		98.84	14,111.16	(164.20)	(164.58)	0.51	3.79
CARMX 2021-4 A3 DTD 09/22/2021 0.560% 09/15/2026	14317JAD9	9,929.48	BARCLAY		97.72	9,702.71	(225.64)	(226.29)	0.40	1.65
JDOT 2022-A A3 DTD 03/16/2022 2.320% 09/16/2026	47787JAC2	17,999.79	MERRILL		98.27	17,688.66	(307.14)	(309.25)	0.53	3.16
HART 2022-A A3 DTD 03/16/2022 2.220% 10/15/2026	448977ADO	28,808.16	MERRILL		98.31	28,321.48	(485.58)	(486.15)	0.47	3.01
ALLYA 2022-1 A3 DTD 05/18/2022 3.310% 11/15/2026	02008JAC0	31,468.82	BARCLAY		98.81	31,093.86	(368.87)	(371.86)	0.46	3.85

Managed Account Fair Market Value & Analytics

For the Month Ending **July 31, 2024**

CITY OF DORAL STORM WATER PORTFOLIO - [REDACTED]

Security Type/Description	CUSIP	Par	Broker	Next Call Date	Market Price	Market Value	Unreal G/L On Cost	Unreal G/L Amort Cost	Effective Duration	YTM at Mkt
Asset-Backed Security										
GMCAR 2022-1 A3	380146AC4	9,813.55	BNP_PAR		98.07	9,623.78	(188.91)	(189.36)	0.47	2.12
DTD 01/19/2022 1.260% 11/16/2026										
CNH 2021-C A3	12598LAC0	12,168.65	WELLS_F		97.45	11,858.78	(308.47)	(309.22)	0.54	1.91
DTD 10/27/2021 0.810% 12/15/2026										
HDMOT 2022-A A3	41284YAD8	17,691.91	WELLS_F		98.80	17,479.89	(209.08)	(210.47)	0.45	3.55
DTD 04/20/2022 3.060% 02/15/2027										
GMCAR 2022-2 A3	362585AC5	14,012.91	RBC		98.63	13,820.60	(189.38)	(190.77)	0.60	3.67
DTD 04/13/2022 3.100% 02/16/2027										
CARMX 2022-2 A3	14317HAC5	22,249.12	MERRILL		98.81	21,984.59	(261.14)	(262.74)	0.53	3.98
DTD 04/28/2022 3.490% 02/16/2027										
COPAR 2022-1 A3	14043OAC6	19,492.17	WELLS_F		98.43	19,186.51	(301.40)	(303.33)	0.66	3.78
DTD 05/04/2022 3.170% 04/15/2027										
TAOT 2022-C A3	89231CAD9	19,790.47	CITIGRP		98.85	19,563.16	(224.00)	(225.39)	0.73	4.21
DTD 08/16/2022 3.760% 04/15/2027										
COMET 2022-A2 A	14041NGA3	65,000.00	RBC		98.65	64,123.36	(866.25)	(870.76)	0.76	4.00
DTD 06/14/2022 3.490% 05/15/2027										
COPAR 2022-2 A3	14043GAD6	24,105.13	JPM_CHA		98.72	23,795.74	(307.66)	(308.38)	0.70	4.15
DTD 08/10/2022 3.660% 05/17/2027										
DCENT 2022-A2 A	254683CS2	60,000.00	RBC		98.56	59,134.69	(860.43)	(862.57)	0.76	3.86
DTD 05/26/2022 3.320% 05/17/2027										
JDOT 2022-C A3	47800BAC2	50,000.00	CITIGRP		99.82	49,909.05	(87.07)	(88.56)	0.85	5.16
DTD 10/19/2022 5.090% 06/15/2027										
CNH 2022-A A3	12660DAC1	21,245.20	CITIGRP		97.82	20,781.20	(462.43)	(463.12)	0.88	3.72
DTD 03/31/2022 2.940% 07/15/2027										
DCENT 2022-A3 A3	254683CW3	55,000.00	MERRILL		98.52	54,187.46	(805.71)	(808.45)	0.91	4.09
DTD 08/09/2022 3.560% 07/15/2027										
CARMX 2022-4 A3	14318UAD3	70,000.00	BARCLAY		100.10	70,068.10	84.51	78.51	0.75	5.31
DTD 10/31/2022 5.340% 08/16/2027										
MBART 2022-1 A3	58768PAC8	73,621.62	SMBC		99.96	73,595.10	(11.96)	(17.17)	0.71	5.22
DTD 11/22/2022 5.210% 08/16/2027										
BACCT 2022-A1 A1	05522RDE5	20,000.00	MERRILL		98.59	19,717.96	(280.79)	(281.28)	0.83	3.99
DTD 06/16/2022 3.530% 11/15/2027										
HAROT 2023-2 A3	437927AC0	30,000.00	BARCLAY		99.95	29,986.29	(8.85)	(10.13)	1.36	4.95
DTD 05/30/2023 4.930% 11/15/2027										

Managed Account Fair Market Value & Analytics

For the Month Ending **July 31, 2024**

CITY OF DORAL STORM WATER PORTFOLIO - [REDACTED]

Security Type/Description	CUSIP	Par	Broker	Next Call Date	Market Price	Market Value	Unreal G/L On Cost	Unreal G/L Amort Cost	Effective Duration	YTM at Mkt
Asset-Backed Security										
FORDO 2023-A A3 DTD 03/31/2023 4.650% 02/15/2028	344928AD8	25,000.00	BNP_PAR		99.57	24,892.58	(104.81)	(105.53)	1.18	4.78
TAOT 2023-B A3 DTD 05/23/2023 4.710% 02/15/2028	891941AD8	35,000.00	RBC		99.51	34,826.95	(171.09)	(171.58)	1.33	4.86
BAAT 2023-1A A3 DTD 07/31/2023 5.530% 02/15/2028	06428AAC2	35,000.00	MERRILL		100.69	35,241.35	242.68	242.39	1.34	5.32
GMCAR 2023-2 A3 DTD 04/12/2023 4.470% 02/16/2028	362583AD8	25,000.00	MERRILL		99.33	24,831.68	(167.63)	(167.82)	1.17	4.68
BMWOT 2023-A A3 DTD 07/18/2023 5.470% 02/25/2028	05592XAD2	15,000.00	TD		100.65	15,097.61	100.27	99.67	1.30	5.27
NAROT 2023-B A3 DTD 10/25/2023 5.930% 03/15/2028	65480MAD5	20,000.00	MIZUHO		101.51	20,301.51	305.57	304.93	1.50	5.47
HART 2023-B A3 DTD 07/19/2023 5.480% 04/17/2028	44933XAD9	20,000.00	BARCLAY		100.57	20,114.94	115.81	115.62	1.41	5.31
USAOT 2023-A A3 DTD 09/15/2023 5.580% 05/15/2028	90291VAC4	80,000.00	JPM_CHA		100.43	80,344.74	358.74	356.37	1.16	5.45
ALLYA 2023-1 A3 DTD 07/19/2023 5.460% 05/15/2028	02007WAC2	100,000.00	MITSU		100.49	100,491.53	1,210.28	1,089.26	1.31	5.32
BAAT 2023-2A A3 DTD 11/21/2023 5.740% 06/15/2028	06054YAC1	70,000.00	MERRILL		101.31	70,918.61	919.88	919.71	1.58	5.36
HAROT 2023-4 A3 DTD 11/08/2023 5.670% 06/21/2028	438123AC5	15,000.00	JPM_CHA		101.40	15,209.71	212.35	211.98	1.70	5.27
TAOT 2023-D A3 DTD 11/14/2023 5.540% 08/15/2028	89239FAD4	20,000.00	JPM_CHA		101.42	20,284.88	287.04	286.75	1.81	5.15
HAROT 2024-1 A3 DTD 02/21/2024 5.210% 08/15/2028	437918AC9	55,000.00	MITSU		100.63	55,347.34	349.73	349.52	1.79	5.04
FITAT 2023-1 A3 DTD 08/23/2023 5.530% 08/15/2028	31680EAD3	70,000.00	JPM_CHA		100.70	70,490.21	494.55	493.73	1.53	5.34
CHAIT 2023-A1 A DTD 09/15/2023 5.160% 09/15/2028	161571HT4	100,000.00	JPM_CHA		100.96	100,959.25	986.97	982.60	1.96	4.90
TAOT 2024-A A3 DTD 01/30/2024 4.830% 10/16/2028	89238DAD0	20,000.00	MERRILL		100.10	20,020.37	24.37	23.98	1.85	4.80
HART 2023-C A3 DTD 11/13/2023 5.540% 10/16/2028	44918CAD4	30,000.00	BNP_PAR		101.15	30,345.74	349.68	349.17	1.80	5.23

Managed Account Fair Market Value & Analytics

For the Month Ending **July 31, 2024**

CITY OF DORAL STORM WATER PORTFOLIO - [REDACTED]

Security Type/Description Dated Date/Coupon/Maturity	CUSIP	Par	Broker	Next Call Date	Market Price	Market Value	Unreal G/L On Cost	Unreal G/L Amort Cost	Effective Duration	YTM at Mkt
Asset-Backed Security										
JDOT 2024-A A3 DTD 03/19/2024 4.960% 11/15/2028	47800RAD5	15,000.00	CITIGRP		100.52	15,077.38	78.22	78.16	2.08	4.83
MBART 2023-2 A3 DTD 10/25/2023 5.950% 11/15/2028	58769FAC9	30,000.00	MERRILL		102.00	30,600.08	602.64	602.30	1.60	5.43
GMCAR 2024-1 A3 DTD 01/17/2024 4.850% 12/18/2028	36268GAD7	10,000.00	BARCLAY		99.87	9,987.47	(10.52)	(10.72)	1.90	4.88
HART 2024-B A3 DTD 07/24/2024 4.840% 03/15/2029	44934QAD3	30,000.00	CITIGRP		100.02	30,006.90	11.43	11.41	2.18	4.83
JDOT 2024-B A3 DTD 06/18/2024 5.200% 03/15/2029	47786WAD2	35,000.00	RBC		101.27	35,445.99	452.83	452.68	2.27	4.89
TAOT 2024-C A3 DTD 07/30/2024 4.880% 03/15/2029	89237OAD2	40,000.00	MITSU		100.39	40,157.92	157.94	157.94	2.24	4.78
WOART 2024-A A3 DTD 02/14/2024 4.860% 03/15/2029	98164RAD8	50,000.00	MIZUHO		100.16	50,080.63	87.22	86.68	2.09	4.82
CHAOT 2024-1A A3 DTD 03/27/2024 5.130% 05/25/2029	16144BAC2	20,000.00	JPM_CHA		100.45	20,089.89	91.22	91.14	2.08	5.02
CNH 2024-A A3 DTD 01/24/2024 4.770% 06/15/2029	18978FAC0	20,000.00	MERRILL		99.99	19,998.29	3.02	2.61	1.95	4.77
Security Type Sub-Total		1,773,916.86				1,771,762.98	(1,217.93)	(1,401.82)	1.23	4.64
Managed Account Sub-Total		9,450,227.27				9,449,883.11	7,703.92	8,496.18	1.79	4.43
Securities Sub-Total		\$9,450,227.27				\$9,449,883.11	\$7,703.92	\$8,496.18	1.79	4.43%
Accrued Interest						\$80,264.15				
Total Investments						\$9,530,147.26				

Bolded items are forward settling trades.

Managed Account Security Transactions & Interest

For the Month Ending **July 31, 2024**

CITY OF DORAL STORM WATER PORTFOLIO - [REDACTED]

Transaction Type		Security Description	CUSIP	Par	Principal Proceeds	Accrued Interest	Total	Realized G/L Cost	Realized G/L Amort Cost	Sale Method
Trade	Settle									
BUY										
07/01/24	07/02/24	US TREASURY N/B NOTES DTD 06/15/2024 4.625% 06/15/2027	91282CKV2	270,000.00	(270,221.48)	(580.02)	(270,801.50)			
07/15/24	07/22/24	BANK OF NY MELLON CORP CORPORATE NOTES (DTD 07/22/2024 4.890% 07/21/2028	06406RBX4	60,000.00	(60,000.00)	0.00	(60,000.00)			
07/15/24	07/22/24	JPMORGAN CHASE & CO CORPORATE NOTES (CAL DTD 07/22/2024 4.979% 07/22/2028	46647PEL6	45,000.00	(45,000.00)	0.00	(45,000.00)			
07/16/24	07/24/24	HART 2024-B A3 DTD 07/24/2024 4.840% 03/15/2029	44934OAD3	30,000.00	(29,995.47)	0.00	(29,995.47)			
07/17/24	07/26/24	BLACKROCK FUNDING INC CORPORATE NOTES (C DTD 07/26/2024 4.600% 07/26/2027	09290DAH4	45,000.00	(44,998.65)	0.00	(44,998.65)			
07/18/24	07/23/24	PNC FINANCIAL SERVICES CORP NOTES (CALLA DTD 07/23/2024 5.102% 07/23/2027	693475BY0	45,000.00	(45,000.00)	0.00	(45,000.00)			
07/23/24	07/30/24	TAOT 2024-C A3 DTD 07/30/2024 4.880% 03/15/2029	89237QAD2	40,000.00	(39,999.98)	0.00	(39,999.98)			
07/29/24	08/01/24	HONEYWELL INTERNATIONAL CORPORATE NOTES DTD 08/01/2024 4.650% 07/30/2027	438516CX2	40,000.00	(39,998.80)	0.00	(39,998.80)			
Transaction Type Sub-Total				575,000.00	(575,214.38)	(580.02)	(575,794.40)			

INTEREST

07/01/24	07/01/24	Government National Mortgage Association DTD 01/30/2020 2.250% 12/01/2069	38380LV67	35,403.33	0.00	66.38	66.38			
07/01/24	07/01/24	MONEY MARKET FUND	MONEY0002	0.00	0.00	292.40	292.40			
07/01/24	07/01/24	Government National Mortgage Association DTD 09/30/2014 3.000% 09/01/2064	38375UPV6	12,398.85	0.00	31.00	31.00			

Managed Account Security Transactions & Interest

For the Month Ending **July 31, 2024**

CITY OF DORAL STORM WATER PORTFOLIO - [REDACTED]

Transaction Type		Security Description	CUSIP	Par	Principal Proceeds	Accrued Interest	Total	Realized G/L Cost	Realized G/L Amort Cost	Sale Method
Trade	Settle									
INTEREST										
07/01/24	07/01/24	Government National Mortgage Association DTD 07/30/2019 2.500% 01/01/2069	38380LXE8	29,345.16	0.00	61.14	61.14			
07/01/24	07/15/24	FHLMC SERIES 3842 PH DTD 04/01/2011 4.000% 04/01/2041	3137A9OP4	7,611.37	0.00	25.37	25.37			
07/01/24	07/15/24	GINNIE MAE I POOL 646043 DTD 10/01/2007 6.500% 10/01/2037	36292DWC2	21,646.37	0.00	117.25	117.25			
07/01/24	07/25/24	FN BM4614 DTD 10/01/2018 3.000% 03/01/2033	3140J9DU2	18,140.50	0.00	45.35	45.35			
07/01/24	07/25/24	FANNIE MAE POOL FM4174 DTD 09/01/2020 3.000% 11/01/2032	3140X7T82	34,514.92	0.00	86.29	86.29			
07/01/24	07/25/24	FHMS K736 A2 DTD 09/01/2019 2.282% 07/01/2026	3137FNWX4	50,000.00	0.00	95.08	95.08			
07/06/24	07/06/24	CATERPILLAR FINL SERVICE CORPORATE NOTES DTD 01/06/2023 4.800% 01/06/2026	14913R3B1	65,000.00	0.00	1,560.00	1,560.00			
07/07/24	07/07/24	AMERICAN HONDA FINANCE CORPORATE NOTES DTD 07/07/2023 5.250% 07/07/2026	02665WEK3	30,000.00	0.00	787.50	787.50			
07/15/24	07/15/24	DTRT 2022-1 A3 DTD 10/19/2022 5.230% 02/17/2026	233869AC0	30,430.31	0.00	132.63	132.63			
07/15/24	07/15/24	FITAT 2023-1 A3 DTD 08/23/2023 5.530% 08/15/2028	31680EAD3	70,000.00	0.00	322.58	322.58			
07/15/24	07/15/24	MBART 2023-2 A3 DTD 10/25/2023 5.950% 11/15/2028	58769FAC9	30,000.00	0.00	148.75	148.75			
07/15/24	07/15/24	HART 2023-C A3 DTD 11/13/2023 5.540% 10/16/2028	44918CAD4	30,000.00	0.00	138.50	138.50			
07/15/24	07/15/24	BAAT 2023-2A A3 DTD 11/21/2023 5.740% 06/15/2028	06054YAC1	70,000.00	0.00	334.83	334.83			
07/15/24	07/15/24	FORDO 2022-A A3 DTD 01/24/2022 1.290% 06/15/2026	345286AC2	11,284.74	0.00	12.13	12.13			
07/15/24	07/15/24	HART 2022-A A3 DTD 03/16/2022 2.220% 10/15/2026	448977AD0	31,427.16	0.00	58.14	58.14			

Managed Account Security Transactions & Interest

For the Month Ending **July 31, 2024**

CITY OF DORAL STORM WATER PORTFOLIO - [REDACTED]

Transaction Type		Security Description	CUSIP	Par	Principal Proceeds	Accrued Interest	Total	Realized G/L Cost	Realized G/L Amort Cost	Sale Method
Trade	Settle									
INTEREST										
07/15/24	07/15/24	HAROT 2024-1 A3 DTD 02/21/2024 5.210% 08/15/2028	437918AC9	55,000.00	0.00	238.79	238.79			
07/15/24	07/15/24	DCENT 2022-A2 A DTD 05/26/2022 3.320% 05/17/2027	254683CS2	60,000.00	0.00	166.00	166.00			
07/15/24	07/15/24	CNH 2022-A A3 DTD 03/31/2022 2.940% 07/15/2027	12660DAC1	21,738.19	0.00	53.26	53.26			
07/15/24	07/15/24	JDOT 2022-A A3 DTD 03/16/2022 2.320% 09/16/2026	47787JAC2	19,434.46	0.00	37.57	37.57			
07/15/24	07/15/24	TAOT 2022-C A3 DTD 08/16/2022 3.760% 04/15/2027	89231CAD9	20,000.00	0.00	62.67	62.67			
07/15/24	07/15/24	COPAR 2022-2 A3 DTD 08/10/2022 3.660% 05/17/2027	14043GAD6	25,000.00	0.00	76.25	76.25			
07/15/24	07/15/24	CARMX 2021-3 A3 DTD 07/28/2021 0.550% 06/15/2026	14317DAC4	19,136.72	0.00	8.77	8.77			
07/15/24	07/15/24	TAOT 2024-A A3 DTD 01/30/2024 4.830% 10/16/2028	89238DAD0	20,000.00	0.00	80.50	80.50			
07/15/24	07/15/24	ALLYA 2023-1 A3 DTD 07/19/2023 5.460% 05/15/2028	02007WAC2	100,000.00	0.00	455.00	455.00			
07/15/24	07/15/24	TAOT 2023-D A3 DTD 11/14/2023 5.540% 08/15/2028	89239FAD4	20,000.00	0.00	92.33	92.33			
07/15/24	07/15/24	BACCT 2022-A1 A1 DTD 06/16/2022 3.530% 11/15/2027	05522RDE5	20,000.00	0.00	58.83	58.83			
07/15/24	07/15/24	DCENT 2022-A3 A3 DTD 08/09/2022 3.560% 07/15/2027	254683CW3	55,000.00	0.00	163.17	163.17			
07/15/24	07/15/24	COMET 2022-A2 A DTD 06/14/2022 3.490% 05/15/2027	14041NGA3	65,000.00	0.00	189.04	189.04			
07/15/24	07/15/24	CNH 2021-C A3 DTD 10/27/2021 0.810% 12/15/2026	12598LAC0	13,388.15	0.00	9.04	9.04			
07/15/24	07/15/24	US TREASURY NOTES DTD 01/15/2023 3.875% 01/15/2026	91282CGE5	280,000.00	0.00	5,425.00	5,425.00			
07/15/24	07/15/24	CARMX 2021-4 A3 DTD 09/22/2021 0.560% 09/15/2026	14317JAD9	10,879.59	0.00	5.08	5.08			
07/15/24	07/15/24	JDOT 2024-A A3 DTD 03/19/2024 4.960% 11/15/2028	47800RAD5	15,000.00	0.00	62.00	62.00			

Managed Account Security Transactions & Interest

For the Month Ending **July 31, 2024**

CITY OF DORAL STORM WATER PORTFOLIO - [REDACTED]

Transaction Type		Security Description	CUSIP	Par	Principal Proceeds	Accrued Interest	Total	Realized G/L Cost	Realized G/L Amort Cost	Sale Method
Trade	Settle									
INTEREST										
07/15/24	07/15/24	US TREASURY NOTES DTD 07/15/2023 4.500% 07/15/2026	91282CHM6	375,000.00	0.00	8,437.50	8,437.50			
07/15/24	07/15/24	US TREASURY N/B NOTES DTD 01/15/2024 4.000% 01/15/2027	91282CJT9	275,000.00	0.00	5,500.00	5,500.00			
07/15/24	07/15/24	CNH 2024-A A3 DTD 01/24/2024 4.770% 06/15/2029	18978FAC0	20,000.00	0.00	79.50	79.50			
07/15/24	07/15/24	HAROT 2023-2 A3 DTD 05/30/2023 4.930% 11/15/2027	437927AC0	30,000.00	0.00	123.25	123.25			
07/15/24	07/15/24	HAROT 2022-1 A3 DTD 02/23/2022 1.880% 05/15/2026	43815BAC4	27,863.69	0.00	43.65	43.65			
07/15/24	07/15/24	FORDO 2023-A A3 DTD 03/31/2023 4.650% 02/15/2028	344928AD8	25,000.00	0.00	96.88	96.88			
07/15/24	07/15/24	COPAR 2022-1 A3 DTD 05/04/2022 3.170% 04/15/2027	14043OAC6	20,763.95	0.00	54.85	54.85			
07/15/24	07/15/24	BAAT 2023-1A A3 DTD 07/31/2023 5.530% 02/15/2028	06428AAC2	35,000.00	0.00	161.29	161.29			
07/15/24	07/15/24	JDOT 2022-C A3 DTD 10/19/2022 5.090% 06/15/2027	47800BAC2	50,000.00	0.00	212.08	212.08			
07/15/24	07/15/24	HDMOT 2022-A A3 DTD 04/20/2022 3.060% 02/15/2027	41284YAD8	19,379.45	0.00	49.42	49.42			
07/15/24	07/15/24	TAOT 2023-B A3 DTD 05/23/2023 4.710% 02/15/2028	891941AD8	35,000.00	0.00	137.38	137.38			
07/15/24	07/15/24	CARMX 2022-2 A3 DTD 04/28/2022 3.490% 02/16/2027	14317HAC5	23,841.44	0.00	69.34	69.34			
07/15/24	07/15/24	WOART 2024-A A3 DTD 02/14/2024 4.860% 03/15/2029	98164RAD8	50,000.00	0.00	202.50	202.50			
07/15/24	07/15/24	JDOT 2024-B A3 DTD 06/18/2024 5.200% 03/15/2029	47786WAD2	35,000.00	0.00	136.50	136.50			
07/15/24	07/15/24	CARMX 2022-4 A3 DTD 10/31/2022 5.340% 08/16/2027	14318UAD3	70,000.00	0.00	311.50	311.50			
07/15/24	07/15/24	HART 2023-B A3 DTD 07/19/2023 5.480% 04/17/2028	44933XAD9	20,000.00	0.00	91.33	91.33			
07/15/24	07/15/24	ALLYA 2022-1 A3 DTD 05/18/2022 3.310% 11/15/2026	02008JAC0	34,201.45	0.00	94.34	94.34			

Managed Account Security Transactions & Interest

For the Month Ending **July 31, 2024**

CITY OF DORAL STORM WATER PORTFOLIO - [REDACTED]

Transaction Type		Security Description	CUSIP	Par	Principal Proceeds	Accrued Interest	Total	Realized G/L Cost	Realized G/L Amort Cost	Sale Method
Trade	Settle									
INTEREST										
07/15/24	07/15/24	CHAIT 2023-A1 A DTD 09/15/2023 5.160% 09/15/2028	161571HT4	100,000.00	0.00	430.00	430.00			
07/15/24	07/15/24	CARMX 2021-1 A3 DTD 01/27/2021 0.340% 12/15/2025	14316NAC3	7,327.53	0.00	2.08	2.08			
07/15/24	07/15/24	USAOT 2023-A A3 DTD 09/15/2023 5.580% 05/15/2028	90291VAC4	80,000.00	0.00	372.00	372.00			
07/15/24	07/15/24	MBART 2022-1 A3 DTD 11/22/2022 5.210% 08/16/2027	58768PAC8	75,000.00	0.00	325.63	325.63			
07/15/24	07/15/24	NAROT 2023-B A3 DTD 10/25/2023 5.930% 03/15/2028	65480MAD5	20,000.00	0.00	98.83	98.83			
07/16/24	07/16/24	GMCAR 2023-2 A3 DTD 04/12/2023 4.470% 02/16/2028	362583AD8	25,000.00	0.00	93.13	93.13			
07/16/24	07/16/24	GMCAR 2022-1 A3 DTD 01/19/2022 1.260% 11/16/2026	380146AC4	10,716.29	0.00	11.25	11.25			
07/16/24	07/16/24	PRINCIPAL LFE GLB FND II NOTES DTD 01/16/2024 5.000% 01/16/2027	74256LEX3	35,000.00	0.00	875.00	875.00			
07/16/24	07/16/24	GMCAR 2024-1 A3 DTD 01/17/2024 4.850% 12/18/2028	36268GAD7	10,000.00	0.00	40.42	40.42			
07/16/24	07/16/24	GMCAR 2022-2 A3 DTD 04/13/2022 3.100% 02/16/2027	362585AC5	14,997.41	0.00	38.74	38.74			
07/18/24	07/18/24	HAROT 2021-3 A3 DTD 08/25/2021 0.410% 11/18/2025	43815EAC8	9,905.80	0.00	3.38	3.38			
07/21/24	07/21/24	HAROT 2021-4 A3 DTD 11/24/2021 0.880% 01/21/2026	43815GAC3	9,989.38	0.00	7.33	7.33			
07/21/24	07/21/24	HAROT 2023-4 A3 DTD 11/08/2023 5.670% 06/21/2028	438123AC5	15,000.00	0.00	70.88	70.88			
07/23/24	07/23/24	MORGAN STANLEY CORP NOTES DTD 07/23/2015 4.000% 07/23/2025	6174468C6	40,000.00	0.00	800.00	800.00			
07/25/24	07/25/24	BMWOT 2022-A A3 DTD 05/18/2022 3.210% 08/25/2026	05602RAD3	15,555.44	0.00	41.61	41.61			
07/25/24	07/25/24	BMWOT 2023-A A3 DTD 07/18/2023 5.470% 02/25/2028	05592XAD2	15,000.00	0.00	68.38	68.38			
07/25/24	07/25/24	CHAOT 2024-1A A3 DTD 03/27/2024 5.130% 05/25/2029	16144BAC2	20,000.00	0.00	85.50	85.50			

Managed Account Security Transactions & Interest

For the Month Ending **July 31, 2024**

CITY OF DORAL STORM WATER PORTFOLIO - [REDACTED]

Transaction Type	Trade	Settle	Security Description	CUSIP	Par	Principal Proceeds	Accrued Interest	Total	Realized G/L Cost	Realized G/L Amort Cost	Sale Method
Transaction Type Sub-Total					3,046,321.65	0.00	30,664.09	30,664.09			

PAYDOWNS

07/01/24	07/01/24		Government National Mortgage Association DTD 07/30/2019 2.500% 01/01/2069	38380LXE8	1,564.40	1,564.40	0.00	1,564.40	(8.25)	0.00	
07/01/24	07/01/24		Government National Mortgage Association DTD 01/30/2020 2.250% 12/01/2069	38380LV67	1,058.90	1,058.90	0.00	1,058.90	(4.59)	0.00	
07/01/24	07/01/24		Government National Mortgage Association DTD 09/30/2014 3.000% 09/01/2064	38375UPV6	3,126.27	3,126.27	0.00	3,126.27	(192.86)	0.00	
07/01/24	07/15/24		FHLMC SERIES 3842 PH DTD 04/01/2011 4.000% 04/01/2041	3137A9QP4	112.40	112.40	0.00	112.40	(8.18)	0.00	
07/01/24	07/15/24		GINNIE MAE I POOL 646043 DTD 10/01/2007 6.500% 10/01/2037	36292DWC2	82.32	82.32	0.00	82.32	0.00	0.00	
07/01/24	07/25/24		FN BM4614 DTD 10/01/2018 3.000% 03/01/2033	3140J9DU2	385.99	385.99	0.00	385.99	(25.33)	0.00	
07/01/24	07/25/24		FANNIE MAE POOL FM4174 DTD 09/01/2020 3.000% 11/01/2032	3140X7T82	1,419.81	1,419.81	0.00	1,419.81	(85.85)	0.00	
07/15/24	07/15/24		CARMX 2022-2 A3 DTD 04/28/2022 3.490% 02/16/2027	14317HAC5	1,592.32	1,592.32	0.00	1,592.32	0.24	0.00	
07/15/24	07/15/24		COPAR 2022-2 A3 DTD 08/10/2022 3.660% 05/17/2027	14043GAD6	894.87	894.87	0.00	894.87	0.06	0.00	
07/15/24	07/15/24		HAROT 2022-1 A3 DTD 02/23/2022 1.880% 05/15/2026	43815BAC4	2,364.73	2,364.73	0.00	2,364.73	0.36	0.00	
07/15/24	07/15/24		JDOT 2022-A A3 DTD 03/16/2022 2.320% 09/16/2026	47787JAC2	1,434.67	1,434.67	0.00	1,434.67	0.32	0.00	
07/15/24	07/15/24		FORDO 2022-A A3 DTD 01/24/2022 1.290% 06/15/2026	345286AC2	1,040.15	1,040.15	0.00	1,040.15	0.12	0.00	
07/15/24	07/15/24		HART 2022-A A3 DTD 03/16/2022 2.220% 10/15/2026	448977AD0	2,619.00	2,619.00	0.00	2,619.00	0.10	0.00	
07/15/24	07/15/24		CARMX 2021-1 A3 DTD 01/27/2021 0.340% 12/15/2025	14316NAC3	2,860.13	2,860.13	0.00	2,860.13	0.57	0.00	
07/15/24	07/15/24		CNH 2021-C A3 DTD 10/27/2021 0.810% 12/15/2026	12598LAC0	1,219.50	1,219.50	0.00	1,219.50	0.14	0.00	

Managed Account Security Transactions & Interest

For the Month Ending **July 31, 2024**

CITY OF DORAL STORM WATER PORTFOLIO - [REDACTED]

Transaction Type		Security Description	CUSIP	Par	Principal Proceeds	Accrued Interest	Total	Realized G/L Cost	Realized G/L Amort Cost	Sale Method
Trade	Settle									
PAYDOWNS										
07/15/24	07/15/24	CARMX 2021-3 A3 DTD 07/28/2021 0.550% 06/15/2026	14317DAC4	1,910.71	1,910.71	0.00	1,910.71	0.31	0.00	
07/15/24	07/15/24	MBART 2022-1 A3 DTD 11/22/2022 5.210% 08/16/2027	58768PAC8	1,378.38	1,378.38	0.00	1,378.38	0.27	0.00	
07/15/24	07/15/24	COPAR 2022-1 A3 DTD 05/04/2022 3.170% 04/15/2027	14043OAC6	1,271.78	1,271.78	0.00	1,271.78	0.28	0.00	
07/15/24	07/15/24	HDMOT 2022-A A3 DTD 04/20/2022 3.060% 02/15/2027	41284YAD8	1,687.54	1,687.54	0.00	1,687.54	0.28	0.00	
07/15/24	07/15/24	TAOT 2022-C A3 DTD 08/16/2022 3.760% 04/15/2027	89231CAD9	209.53	209.53	0.00	209.53	0.03	0.00	
07/15/24	07/15/24	CARMX 2021-4 A3 DTD 09/22/2021 0.560% 09/15/2026	14317JAD9	950.11	950.11	0.00	950.11	0.11	0.00	
07/15/24	07/15/24	DTRT 2022-1 A3 DTD 10/19/2022 5.230% 02/17/2026	233869AC0	2,957.01	2,957.01	0.00	2,957.01	0.20	0.00	
07/15/24	07/15/24	ALLYA 2022-1 A3 DTD 05/18/2022 3.310% 11/15/2026	02008JAC0	2,732.63	2,732.63	0.00	2,732.63	0.53	0.00	
07/15/24	07/15/24	CNH 2022-A A3 DTD 03/31/2022 2.940% 07/15/2027	12660DAC1	492.99	492.99	0.00	492.99	0.04	0.00	
07/16/24	07/16/24	GMCAR 2022-2 A3 DTD 04/13/2022 3.100% 02/16/2027	362585AC5	984.50	984.50	0.00	984.50	0.21	0.00	
07/16/24	07/16/24	GMCAR 2022-1 A3 DTD 01/19/2022 1.260% 11/16/2026	380146AC4	902.74	902.74	0.00	902.74	0.08	0.00	
07/18/24	07/18/24	HAROT 2021-3 A3 DTD 08/25/2021 0.410% 11/18/2025	43815EAC8	1,504.03	1,504.03	0.00	1,504.03	0.02	0.00	
07/21/24	07/21/24	HAROT 2021-4 A3 DTD 11/24/2021 0.880% 01/21/2026	43815GAC3	1,057.63	1,057.63	0.00	1,057.63	0.22	0.00	
07/25/24	07/25/24	BMWOT 2022-A A3 DTD 05/18/2022 3.210% 08/25/2026	05602RAD3	1,279.34	1,279.34	0.00	1,279.34	0.07	0.00	
Transaction Type Sub-Total				41,094.38	41,094.38	0.00	41,094.38	(320.50)	0.00	
SELL										
07/01/24	07/02/24	US TREASURY NOTES DTD 08/15/2022 3.125% 08/15/2025	91282CFE6	215,000.00	210,439.65	2,547.22	212,986.87	(2,049.22)	(3,604.06)	FIFO

Managed Account Security Transactions & Interest

For the Month Ending **July 31, 2024**

CITY OF DORAL STORM WATER PORTFOLIO - [REDACTED]

Transaction Type		Security Description	CUSIP	Par	Principal Proceeds	Accrued Interest	Total	Realized G/L Cost	Realized G/L Amort Cost	Sale Method
Trade	Settle									
SELL										
07/15/24	07/16/24	JPMORGAN CHASE & CO (CALLABLE) CORPORATE DTD 04/26/2022 4.080% 04/26/2026	46647PCZ7	75,000.00	74,190.00	680.00	74,870.00	(810.00)	(810.00)	FIFO
07/16/24	07/17/24	MICROSOFT CORP NOTES (CALLABLE) DTD 11/03/2015 3.125% 11/03/2025	594918BJ2	45,000.00	44,074.35	289.06	44,363.41	477.45	(269.12)	FIFO
07/18/24	07/19/24	PNC FINANCIAL SERVICES CORP NOTE (CALLAB DTD 10/28/2022 5.671% 10/28/2025	693475BH7	20,000.00	19,993.80	255.20	20,249.00	(6.20)	(6.20)	FIFO
07/18/24	07/23/24	US TREASURY NOTES DTD 08/15/2023 4.375% 08/15/2026	91282CHU8	20,000.00	19,973.44	382.21	20,355.65	164.07	107.72	FIFO
07/25/24	07/26/24	US TREASURY NOTES DTD 10/15/2022 4.250% 10/15/2025	91282CFP1	20,000.00	19,892.97	236.89	20,129.86	24.22	(52.63)	FIFO
07/30/24	07/31/24	US TREASURY NOTES DTD 10/15/2022 4.250% 10/15/2025	91282CFP1	40,000.00	39,789.06	496.99	40,286.05	51.56	(103.35)	FIFO
Transaction Type Sub-Total				435,000.00	428,353.27	4,887.57	433,240.84	(2,148.12)	(4,737.64)	
Managed Account Sub-Total						(105,766.73)	34,971.64	(70,795.09)	(2,468.62)	(4,737.64)
Total Security Transactions						(\$105,766.73)	\$34,971.64	(\$70,795.09)	(\$2,468.62)	(\$4,737.64)

Bolded items are forward settling trades.

Managed Account Summary Statement

For the Month Ending **July 31, 2024**

CITY OF DORAL TRANSPORTATION - [REDACTED]

Transaction Summary - Managed Account

Opening Market Value	\$11,962,724.39
Maturities/Calls	(43,005.75)
Principal Dispositions	(566,564.03)
Principal Acquisitions	685,271.19
Unsettled Trades	54,998.35
Change in Current Value	95,567.97
Closing Market Value	\$12,188,992.12

Cash Transactions Summary - Managed Account

Maturities/Calls	0.00
Sale Proceeds	573,259.15
Coupon/Interest/Dividend Income	41,766.86
Principal Payments	43,005.75
Security Purchases	(686,001.59)
Net Cash Contribution	0.00
Reconciling Transactions	0.00

Earnings Reconciliation (Cash Basis) - Managed Account

Interest/Dividends/Coupons Received	48,461.98
Less Purchased Interest Related to Interest/Coupons	(730.40)
Plus Net Realized Gains/Losses	(2,687.48)
Total Cash Basis Earnings	\$45,044.10

Cash Balance

Closing Cash Balance **\$67,358.51**

Earnings Reconciliation (Accrual Basis)

	Total
Ending Amortized Value of Securities	12,175,608.94
Ending Accrued Interest	101,675.92
Plus Proceeds from Sales	573,259.15
Plus Proceeds of Maturities/Calls/Principal Payments	43,005.75
Plus Coupons/Dividends Received	41,766.86
Less Cost of New Purchases	(740,999.94)
Less Beginning Amortized Value of Securities	(12,049,973.02)
Less Beginning Accrued Interest	(105,544.34)
Total Accrual Basis Earnings	\$38,799.32

Portfolio Summary and Statistics

For the Month Ending **July 31, 2024**

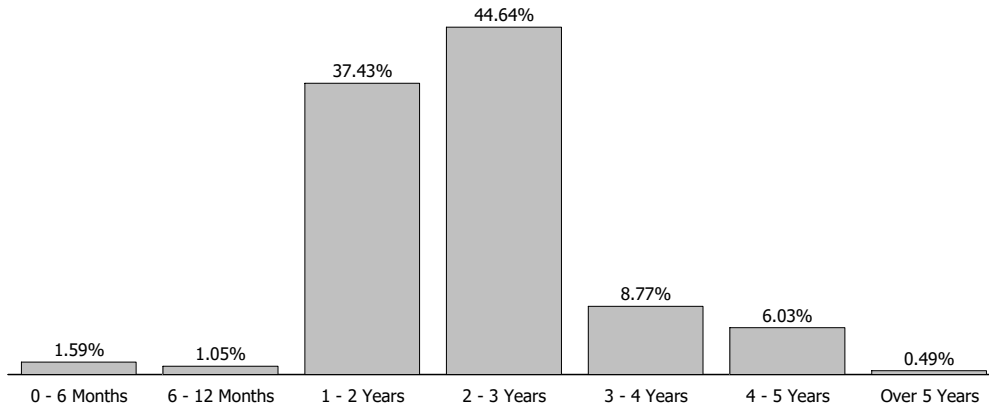
CITY OF DORAL TRANSPORTATION - [REDACTED]

Account Summary

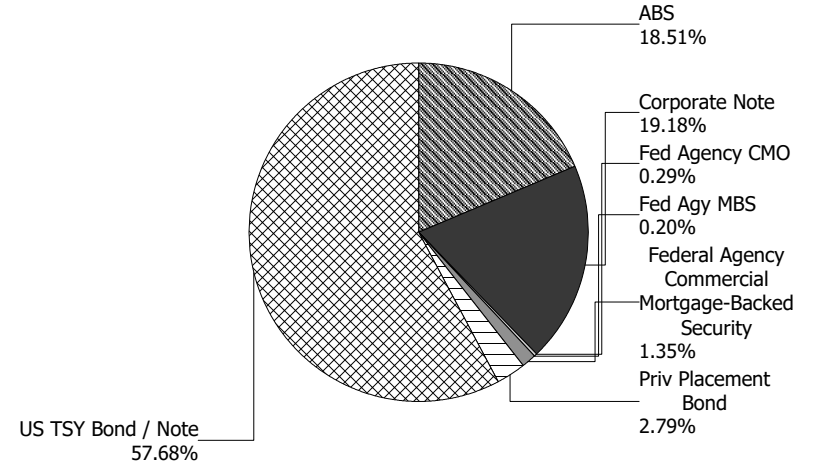
Description	Par Value	Market Value	Percent
U.S. Treasury Bond / Note	7,035,000.00	7,030,893.76	57.68
Federal Agency Mortgage-Backed Security	24,834.77	23,968.04	0.20
Federal Agency Commercial Mortgage-Backed Security	169,698.45	164,514.03	1.35
Federal Agency Collateralized Mortgage Obligation	36,361.21	35,284.64	0.29
Corporate Note	2,670,000.00	2,677,792.34	21.97
Asset-Backed Security	2,258,307.93	2,256,539.31	18.51
Managed Account Sub-Total	12,194,202.36	12,188,992.12	100.00%
Accrued Interest		101,675.92	
Total Portfolio	12,194,202.36	12,290,668.04	

Unsettled Trades **55,000.00** **55,201.96**

Maturity Distribution



Sector Allocation



Characteristics

Yield to Maturity at Cost	4.39%
Yield to Maturity at Market	4.46%
Weighted Average Days to Maturity	899

Managed Account Issuer Summary

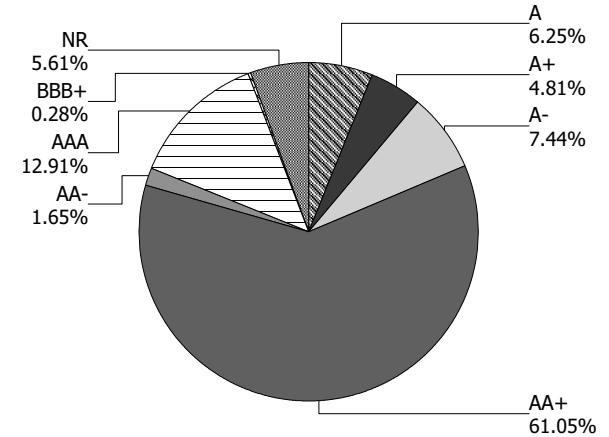
For the Month Ending **July 31, 2024**

CITY OF DORAL TRANSPORTATION - [REDACTED]

Issuer Summary

Issuer	Market Value of Holdings	Percent
3M COMPANY	34,341.16	0.28
ADOBE INC	35,312.62	0.29
ALLY AUTO RECEIVABLES TRUST	162,990.58	1.34
AMERICAN EXPRESS CO	101,180.11	0.83
AMERICAN HONDA FINANCE	85,749.36	0.70
ASTRAZENECA PLC	40,197.56	0.33
BANK OF AMERICA CO	285,188.36	2.35
BANK OF MONTREAL	60,592.38	0.50
BLACKROCK INC	55,343.37	0.45
BMW FINANCIAL SERVICES NA LLC	90,572.85	0.74
BMW VEHICLE OWNER TRUST	37,063.54	0.30
BP PLC	70,986.09	0.58
BRIGHTHOUSE FINANCIAL GLOBAL F	50,348.65	0.41
BRISTOL-MYERS SQUIBB CO	15,105.56	0.12
CANADIAN IMPERIAL BANK OF COMMERCE	70,967.38	0.58
CAPITAL ONE FINANCIAL CORP	139,096.22	1.14
CARMAX AUTO OWNER TRUST	137,651.63	1.13
CATERPILLAR INC	85,075.57	0.70
CHASE AUTO OWNER TRUST	25,112.37	0.21
CHASE ISSURANCE	100,959.25	0.83
CINTAS CORPORATION NO. 2	24,674.33	0.20
CISCO SYSTEMS INC	55,450.51	0.45
CNH EQUIPMENT TRUST	61,206.81	0.50
DAIMLER TRUCKS RETAIL TRUST	34,268.60	0.28
DEERE & COMPANY	85,282.59	0.70
DISCOVER FINANCIAL SERVICES	152,738.25	1.25
ELI LILLY & CO	55,036.47	0.45
FANNIE MAE	23,968.04	0.20
FIFTH THIRD AUTO TRUST	70,490.21	0.58
FORD CREDIT AUTO OWNER TRUST	41,937.31	0.34
FREDDIE MAC	164,514.03	1.35
GM FINANCIAL CONSUMER AUTOMOBILE TRUST	72,546.15	0.60

Credit Quality (S&P Ratings)



Managed Account Issuer Summary

For the Month Ending **July 31, 2024**

CITY OF DORAL TRANSPORTATION - [REDACTED]

Issuer	Market Value of Holdings	Percent
GOLDMAN SACHS GROUP INC	70,373.03	0.58
GOVERNMENT NATIONAL MORTGAGE ASSOCIATION	35,284.64	0.29
HARLEY-DAVIDSON MOTORCYCLE TRUST	22,474.15	0.18
HOME DEPOT INC	20,139.24	0.17
HONDA AUTO RECEIVABLES	170,697.82	1.40
HONEYWELL INTERNATIONAL	55,201.96	0.45
HORMEL FOODS CORP	30,174.54	0.25
HYUNDAI AUTO RECEIVABLES	137,374.15	1.13
JOHN DEERE OWNER TRUST	153,228.13	1.26
JP MORGAN CHASE & CO	144,591.75	1.19
LINDE PLC	84,892.05	0.70
MERCEDES-BENZ AUTO RECEIVABLES	133,826.90	1.10
MORGAN STANLEY	64,566.21	0.53
NATIONAL RURAL UTILITIES CO FINANCE CORP	90,513.36	0.74
NEW YORK LIFE INSURANCE COMPANY	155,435.07	1.28
NISSAN AUTO RECEIVABLES	25,376.88	0.21
NORTHWESTERN MUTUAL GLBL NOTES	30,360.24	0.25
PACCAR FINANCIAL CORP	30,450.81	0.25
PACIFIC LIFE	15,227.04	0.12
PEPSICO INC	25,325.88	0.21
PNC FINANCIAL SERVICES GROUP	60,164.46	0.49
PRINCIPAL FINANCIAL GROUP INC	89,163.09	0.73
STATE STREET CORPORATION	154,818.78	1.27
TEXAS INSTRUMENTS INC	55,165.39	0.45
THE BANK OF NEW YORK MELLON CORPORATION	80,324.32	0.66
TORONTO-DOMINION BANK	90,642.69	0.74
TOYOTA MOTOR CORP	215,076.16	1.76
TRUIST FIN CORP	84,985.81	0.70
UNITED STATES TREASURY	7,030,893.76	57.69
UNITEDHEALTH GROUP INC	90,155.70	0.74
USAA AUTO OWNER TRUST	80,344.74	0.66
WESTPAC BANKING CORP	75,698.70	0.62
WORLD OMNI AUTO REC TRUST	60,096.76	0.49

Managed Account Issuer Summary

For the Month Ending **July 31, 2024**

CITY OF DORAL TRANSPORTATION - [REDACTED]

Total	\$12,188,992.12	100.00%
--------------	------------------------	----------------

Managed Account Detail of Securities Held

For the Month Ending **July 31, 2024**

CITY OF DORAL TRANSPORTATION - [REDACTED]											
Security Type/Description	CUSIP	Par	S&P Rating	Moody's Rating	Trade Date	Settle Date	Original Cost	YTM at Cost	Accrued Interest	Amortized Cost	Market Value
Dated Date/Coupon/Maturity											
U.S. Treasury Bond / Note											
US TREASURY NOTES DTD 10/15/2022 4.250% 10/15/2025	91282CFP1	20,000.00	AA+	Aaa	05/13/24	05/15/24	19,789.84	5.02	250.82	19,821.49	19,915.62
US TREASURY NOTES DTD 10/15/2022 4.250% 10/15/2025	91282CFP1	245,000.00	AA+	Aaa	11/02/22	11/04/22	243,392.19	4.49	3,072.54	244,342.53	243,966.40
US TREASURY NOTES DTD 11/15/2022 4.500% 11/15/2025	91282CFW6	340,000.00	AA+	Aaa	12/05/22	12/07/22	343,492.97	4.12	3,242.93	341,531.83	339,628.11
US TREASURY NOTES DTD 12/15/2022 4.000% 12/15/2025	91282CGA3	365,000.00	AA+	Aaa	01/05/23	01/06/23	363,146.48	4.18	1,874.86	364,135.37	362,433.61
US TREASURY NOTES DTD 01/15/2023 3.875% 01/15/2026	91282CGE5	370,000.00	AA+	Aaa	01/30/23	02/01/23	369,089.45	3.96	662.33	369,551.05	366,704.71
US TREASURY NOTES DTD 02/15/2023 4.000% 02/15/2026	91282CGL9	85,000.00	AA+	Aaa	04/18/23	04/20/23	85,049.80	3.98	1,569.23	85,027.17	84,415.63
US TREASURY NOTES DTD 02/15/2023 4.000% 02/15/2026	91282CGL9	420,000.00	AA+	Aaa	03/02/23	03/06/23	412,748.44	4.63	7,753.85	416,209.26	417,112.50
US TREASURY NOTES DTD 04/15/2023 3.750% 04/15/2026	91282CGV7	25,000.00	AA+	Aaa	04/25/24	04/29/24	24,418.95	5.01	276.64	24,495.23	24,742.19
US TREASURY NOTES DTD 04/15/2023 3.750% 04/15/2026	91282CGV7	560,000.00	AA+	Aaa	05/01/23	05/03/23	558,687.50	3.83	6,196.72	559,242.69	554,225.00
US TREASURY NOTES DTD 05/15/2023 3.625% 05/15/2026	91282CHB0	535,000.00	AA+	Aaa	06/01/23	06/05/23	529,545.51	4.00	4,110.63	531,691.79	528,312.50
US TREASURY NOTES DTD 06/15/2023 4.125% 06/15/2026	91282CHH7	230,000.00	AA+	Aaa	06/28/23	06/29/23	228,409.77	4.38	1,218.34	228,996.19	229,209.38
US TREASURY NOTES DTD 07/15/2023 4.500% 07/15/2026	91282CHM6	455,000.00	AA+	Aaa	08/01/23	08/03/23	454,146.88	4.57	945.86	454,435.21	456,777.32
US TREASURY NOTES DTD 08/15/2023 4.375% 08/15/2026	91282CHU8	275,000.00	AA+	Aaa	09/06/23	09/11/23	272,378.91	4.73	5,552.88	273,175.78	275,558.58
US TREASURY NOTES DTD 09/15/2023 4.625% 09/15/2026	91282CHY0	20,000.00	AA+	Aaa	10/03/23	10/05/23	19,857.03	4.89	349.39	19,894.95	20,153.12

Managed Account Detail of Securities Held

For the Month Ending **July 31, 2024**

CITY OF DORAL TRANSPORTATION - [REDACTED]

Security Type/Description	Dated Date/Coupon/Maturity	CUSIP	Par	S&P Rating	Moody's Rating	Trade Date	Settle Date	Original Cost	YTM at Cost	Accrued Interest	Amortized Cost	Market Value
U.S. Treasury Bond / Note												
US TREASURY NOTES	DTD 10/15/2023 4.625% 10/15/2026	91282CJC6	90,000.00	AA+	Aaa	11/07/23	11/09/23	89,880.47	4.67	1,228.28	89,908.61	90,759.38
US TREASURY N/B NOTES	DTD 11/15/2023 4.625% 11/15/2026	91282CJK8	385,000.00	AA+	Aaa	12/07/23	12/11/23	388,173.24	4.32	3,774.15	387,512.75	388,549.24
US TREASURY N/B NOTES	DTD 12/15/2023 4.375% 12/15/2026	91282CJP7	635,000.00	AA+	Aaa	01/02/24	01/04/24	639,886.52	4.10	3,567.54	638,979.79	637,778.13
US TREASURY N/B NOTES	DTD 01/15/2024 4.000% 01/15/2027	91282CJT9	405,000.00	AA+	Aaa	02/01/24	02/05/24	405,395.51	3.96	748.37	405,332.97	403,417.99
US TREASURY N/B NOTES	DTD 02/15/2024 4.125% 02/15/2027	91282CKA8	355,000.00	AA+	Aaa	03/05/24	03/07/24	352,919.92	4.34	6,758.65	353,190.11	354,778.13
US TREASURY N/B NOTES	DTD 03/15/2024 4.250% 03/15/2027	91282CKE0	220,000.00	AA+	Aaa	04/02/24	04/05/24	218,427.34	4.51	3,531.66	218,588.84	220,721.86
US TREASURY N/B NOTES	DTD 04/15/2024 4.500% 04/15/2027	91282CKJ9	360,000.00	AA+	Aaa	05/02/24	05/06/24	357,426.56	4.76	4,780.33	357,621.47	363,487.50
US TREASURY N/B NOTES	DTD 05/15/2024 4.500% 05/15/2027	91282CKR1	300,000.00	AA+	Aaa	06/04/24	06/05/24	299,531.25	4.56	2,861.41	299,554.40	303,093.75
US TREASURY N/B NOTES	DTD 06/15/2024 4.625% 06/15/2027	91282CKV2	340,000.00	AA+	Aaa	07/01/24	07/02/24	340,278.91	4.60	2,019.33	340,271.66	345,153.11
Security Type Sub-Total			7,035,000.00					7,016,073.44	4.30	66,346.74	7,023,511.14	7,030,893.76
Federal Agency Mortgage-Backed Security												
FANNIE MAE POOL FM4174	DTD 09/01/2020 3.000% 11/01/2032	3140X7T82	15,274.67	AA+	Aaa	09/08/20	09/18/20	16,198.31	2.42	38.19	15,903.50	14,830.09
FN BM4614	DTD 10/01/2018 3.000% 03/01/2033	3140J9DU2	9,560.10	AA+	Aaa	08/03/21	08/17/21	10,187.48	2.35	23.90	10,026.69	9,137.95
Security Type Sub-Total			24,834.77					26,385.79	2.40	62.09	25,930.19	23,968.04
Federal Agency Commercial Mortgage-Backed Security												

Managed Account Detail of Securities Held

For the Month Ending **July 31, 2024**

CITY OF DORAL TRANSPORTATION - [REDACTED]												
Security Type/Description	Dated Date/Coupon/Maturity	CUSIP	Par	S&P Rating	Moody's Rating	Trade Date	Settle Date	Original Cost	YTM at Cost	Accrued Interest	Amortized Cost	Market Value
Federal Agency Commercial Mortgage-Backed Security												
FHMS K058 A1 DTD 11/09/2016 2.340% 07/01/2026		3137BSP64	46,607.01	AA+	Aaa	08/28/23	08/31/23	44,218.40	4.26	90.88	44,993.83	45,140.59
FHMS K736 A2 DTD 09/01/2019 2.282% 07/01/2026		3137FNWX4	65,000.00	AA+	Aaa	10/05/23	10/11/23	60,310.35	5.13	123.61	61,702.15	62,261.57
FHMS K082 A1 DTD 10/31/2018 3.920% 05/01/2028		3137FJKD0	58,091.44	AA+	Aaa	08/28/23	08/31/23	56,194.40	4.70	189.77	56,568.24	57,111.87
Security Type Sub-Total			169,698.45					160,723.15	4.74	404.26	163,264.22	164,514.03
Federal Agency Collateralized Mortgage Obligation												
Government National Mortgage Association DTD 09/30/2014 3.000% 09/01/2064		38375UPV6	5,298.62	AA+	Aaa	02/01/21	02/04/21	5,625.49	2.76	13.25	5,599.32	5,152.20
Government National Mortgage Association DTD 07/30/2019 2.500% 01/01/2069		38380LXE8	13,890.35	AA+	Aaa	07/12/19	07/30/19	13,958.18	2.48	28.94	13,951.31	13,526.25
Government National Mortgage Association DTD 01/30/2020 2.250% 12/01/2069		38380LV67	17,172.24	AA+	Aaa	01/13/20	01/30/20	17,246.69	2.24	32.20	17,239.96	16,606.19
Security Type Sub-Total			36,361.21					36,830.36	2.41	74.39	36,790.59	35,284.64
Corporate Note												
BB&T CORPORATION CORP BONDS DTD 07/29/2019 2.500% 08/01/2024		05531FBH5	35,000.00	A-	Baa1	06/17/21	06/21/21	36,942.50	0.69	437.50	35,000.00	34,994.16
BB&T CORPORATION CORP BONDS DTD 07/29/2019 2.500% 08/01/2024		05531FBH5	50,000.00	A-	Baa1	12/20/21	12/22/21	51,670.00	1.20	625.00	50,000.00	49,991.65
PRINCIPAL LFE GLB FND II NOTES DTD 01/11/2022 1.375% 01/10/2025		74256LET2	55,000.00	A+	A1	01/04/22	01/11/22	54,821.80	1.49	44.11	54,973.64	54,013.74
NEW YORK LIFE GLOBAL FDG NOTES DTD 01/14/2022 1.450% 01/14/2025		64952WEK5	55,000.00	AA+	Aaa	01/11/22	01/14/22	54,940.60	1.49	37.66	54,991.00	54,014.57
3M COMPANY (CALLABLE) CORP NOTES DTD 08/26/2019 2.000% 02/14/2025		88579YBH3	35,000.00	BBB+	A3	09/22/21	09/24/21	36,387.40	0.81	324.72	35,190.65	34,341.16

Managed Account Detail of Securities Held

For the Month Ending **July 31, 2024**

CITY OF DORAL TRANSPORTATION - [REDACTED]

Security Type/Description	Dated Date/Coupon/Maturity	CUSIP	Par	S&P Rating	Moody's Rating	Trade Date	Settle Date	Original Cost	YTM at Cost	Accrued Interest	Amortized Cost	Market Value
Corporate Note												
CINTAS CORPORATION NO. 2 CORP NOTE (CALL)	05/03/2022 3.450% 05/01/2025	17252MAP5	25,000.00	A-	A3	04/26/22	05/03/22	24,994.50	3.46	215.63	24,998.63	24,674.33
JOHN DEERE CAPITAL CORP CORPORATE NOTES	06/06/2022 3.400% 06/06/2025	24422EWF2	15,000.00	A	A1	06/01/22	06/06/22	14,996.55	3.41	77.92	14,999.03	14,788.25
MORGAN STANLEY CORP NOTES	07/23/2015 4.000% 07/23/2025	6174468C6	55,000.00	A-	A1	05/19/22	05/23/22	55,256.30	3.84	48.89	55,078.86	54,382.79
BANK OF AMERICA CORP NOTES (CALLABLE)	09/25/2020 0.981% 09/25/2025	06051GJG5	60,000.00	A-	A1	09/22/20	09/25/20	60,000.00	0.98	206.01	60,000.00	59,560.02
BANK OF AMERICA CORP NOTES (CALLABLE)	09/25/2020 0.981% 09/25/2025	06051GJG5	60,000.00	A-	A1	12/21/21	12/23/21	59,173.20	1.36	206.01	59,746.90	59,560.02
BANK OF MONTREAL CORPORATE NOTES	09/25/2023 5.920% 09/25/2025	06368LWT9	60,000.00	A-	A2	09/18/23	09/25/23	60,000.00	5.92	1,243.20	60,000.00	60,592.38
WESTPAC BANKING CORP CORPORATE NOTES	11/17/2023 5.512% 11/17/2025	961214FL2	75,000.00	AA-	Aa2	11/08/23	11/17/23	75,000.00	5.51	849.77	75,000.00	75,698.70
LINDE INC/CT CORPORATE NOTES (CALLABLE)	12/05/2022 4.700% 12/05/2025	53522KAB9	85,000.00	A	A2	11/28/22	12/05/22	84,908.20	4.74	621.44	84,958.87	84,892.05
CATERPILLAR FINL SERVICE CORPORATE NOTES	01/06/2023 4.800% 01/06/2026	14913R3B1	85,000.00	A	A2	01/03/23	01/06/23	84,978.75	4.81	283.33	84,989.86	85,075.57
STATE STREET CORP (CALLABLE) CORPORATE N	02/07/2022 1.746% 02/06/2026	857477BR3	25,000.00	A	A1	02/02/22	02/07/22	25,000.00	1.75	212.19	25,000.00	24,552.70

Managed Account Detail of Securities Held

For the Month Ending **July 31, 2024**

CITY OF DORAL TRANSPORTATION - [REDACTED]											
Security Type/Description			S&P	Moody's	Trade	Settle	Original	YTM	Accrued	Amortized	Market
Dated Date/Coupon/Maturity	CUSIP	Par	Rating	Rating	Date	Date	Cost	at Cost	Interest	Cost	Value
Corporate Note											
JPMORGAN CHASE & CO (CALLABLE) CORPORATE DTD 04/26/2022 4.080% 04/26/2026	46647PCZ7	85,000.00	A-	A1	04/19/22	04/26/22	85,000.00	4.08	915.17	85,000.00	84,264.33
STATE STREET CORP NOTES (CALLABLE) DTD 05/18/2023 5.104% 05/18/2026	857477CB7	110,000.00	A	A1	05/15/23	05/18/23	110,000.00	5.10	1,138.48	110,000.00	110,095.26
AMERICAN HONDA FINANCE CORPORATE NOTES DTD 07/07/2023 5.250% 07/07/2026	02665WEK3	35,000.00	A-	A3	07/06/23	07/10/23	34,807.15	5.45	122.50	34,875.61	35,308.56
AMERICAN HONDA FINANCE CORPORATE NOTES DTD 07/07/2023 5.250% 07/07/2026	02665WEK3	50,000.00	A-	A3	07/05/23	07/07/23	49,938.50	5.29	175.00	49,960.44	50,440.80
TOYOTA MOTOR CREDIT CORP CORPORATE NOTES DTD 08/14/2023 5.000% 08/14/2026	89236TKX2	45,000.00	A+	A1	08/09/23	08/14/23	44,945.55	5.04	1,043.75	44,963.09	45,265.73
PACIFIC LIFE GF II NOTES DTD 08/30/2023 5.500% 08/28/2026	6944PL2W8	15,000.00	AA-	Aa3	08/23/23	08/30/23	14,994.75	5.51	350.63	14,996.37	15,227.04
NEW YORK LIFE GLOBAL FDG NOTES DTD 09/19/2023 5.450% 09/18/2026	64953BBF4	100,000.00	AA+	Aaa	09/12/23	09/19/23	99,981.00	5.46	2,013.47	99,986.18	101,420.50
HOME DEPOT INC CORPORATE NOTES DTD 12/04/2023 4.950% 09/30/2026	437076CV2	20,000.00	A	A2	11/27/23	12/04/23	19,956.20	5.03	332.75	19,965.88	20,139.24
CANADIAN IMPERIAL BANK CORPORATE NOTES DTD 10/03/2023 5.926% 10/02/2026	13607LWT6	45,000.00	A-	A2	09/26/23	10/03/23	45,000.00	5.93	881.49	45,000.00	45,953.33
STATE STREET CORP NOTES (CALLABLE) DTD 11/04/2022 5.751% 11/04/2026	857477BX0	20,000.00	A	A1	11/01/22	11/04/22	20,000.00	5.75	277.97	20,000.00	20,170.82
PEPSICO INC CORPORATE NOTES (CALLABLE) DTD 11/10/2023 5.125% 11/10/2026	713448FW3	25,000.00	A+	A1	11/08/23	11/10/23	24,993.25	5.13	288.28	24,994.79	25,325.88
PRINCIPAL LFE GLB FND II NOTES DTD 01/16/2024 5.000% 01/16/2027	74256LEX3	15,000.00	A+	A1	01/08/24	01/16/24	14,994.15	5.01	31.25	14,995.15	15,064.01

Managed Account Detail of Securities Held

For the Month Ending **July 31, 2024**

CITY OF DORAL TRANSPORTATION - [REDACTED]											
Security Type/Description	CUSIP	Par	S&P Rating	Moody's Rating	Trade Date	Settle Date	Original Cost	YTM at Cost	Accrued Interest	Amortized Cost	Market Value
Dated Date/Coupon/Maturity											
Corporate Note											
PRINCIPAL LFE GLB FND II NOTES DTD 01/16/2024 5.000% 01/16/2027	74256LEX3	20,000.00	A+	A1	01/10/24	01/16/24	20,060.20	4.89	41.67	20,049.93	20,085.34
NATIONAL RURAL UTIL COOP CORP NOTES (CAL DTD 02/05/2024 4.800% 02/05/2027	63743HFM9	90,000.00	A-	A2	01/24/24	02/05/24	89,973.00	4.81	2,112.00	89,977.14	90,513.36
TEXAS INSTRUMENTS CORP NOTES (CALLABLE) DTD 02/08/2024 4.600% 02/08/2027	882508CE2	55,000.00	A+	Aa3	02/05/24	02/08/24	54,964.80	4.62	1,215.81	54,970.12	55,165.39
ELI LILLY & CO CORPORATE NOTES DTD 02/09/2024 4.500% 02/09/2027	532457CJ5	55,000.00	A+	A1	02/07/24	02/09/24	54,970.85	4.52	1,182.50	54,975.24	55,036.47
BRISTOL-MYERS SQUIBB CORP NOTES (CALLABL DTD 02/22/2024 4.900% 02/22/2027	110122EE4	15,000.00	A	A2	02/14/24	02/22/24	14,983.80	4.94	324.63	14,986.04	15,105.56
ASTRAZENECA FINANCE LLC CORP NOTES (CALL DTD 02/26/2024 4.800% 02/26/2027	04636NAK9	40,000.00	A+	A2	02/21/24	02/26/24	39,932.80	4.86	826.67	39,941.88	40,197.56
CISCO SYSTEMS INC CORPORATE NOTES (CALLA DTD 02/26/2024 4.800% 02/26/2027	17275RBQ4	55,000.00	AA-	A1	02/21/24	02/26/24	54,928.50	4.85	1,136.67	54,938.16	55,450.51
DEERE & COMPANY CAPITAL CORP NOTE DTD 03/07/2024 4.850% 03/05/2027	24422EXM6	70,000.00	A	A1	03/04/24	03/07/24	69,934.90	4.88	1,358.00	69,943.05	70,494.34
NORTHWESTERN MUTUAL GLBL NOTES DTD 03/25/2024 5.070% 03/25/2027	66815L2R9	30,000.00	AA+	Aaa	03/18/24	03/25/24	29,996.70	5.07	532.35	29,997.06	30,360.24
HORMEL FOODS CORP CORPORATE NOTES (CALLA DTD 03/08/2024 4.800% 03/30/2027	440452AK6	30,000.00	A-	A1	03/05/24	03/08/24	29,970.90	4.83	572.00	29,974.44	30,174.54
BMW US CAPITAL LLC CORPORATE NOTES DTD 04/02/2024 4.900% 04/02/2027	05565ECH6	90,000.00	A	A2	03/25/24	04/02/24	89,892.90	4.94	1,457.75	89,903.95	90,572.85
ADOBE INC CORPORATE NOTES DTD 04/04/2024 4.850% 04/04/2027	00724PAE9	35,000.00	A+	A1	04/01/24	04/04/24	34,982.50	4.87	551.69	34,984.28	35,312.62

Managed Account Detail of Securities Held

For the Month Ending **July 31, 2024**

CITY OF DORAL TRANSPORTATION - [REDACTED]											
Security Type/Description	CUSIP	Par	S&P Rating	Moody's Rating	Trade Date	Settle Date	Original Cost	YTM at Cost	Accrued Interest	Amortized Cost	Market Value
Corporate Note											
TORONTO-DOMINION BANK CORPORATE NOTES DTD 04/05/2024 4.980% 04/05/2027	89115A2W1	90,000.00	A	A1	03/26/24	04/05/24	90,000.00	4.98	1,444.20	90,000.00	90,642.69
BRIGHTHSE FIN GLBL FUND NOTES DTD 04/11/2024 5.550% 04/09/2027	10921U2J6	50,000.00	A+	A3	04/04/24	04/11/24	49,985.00	5.56	847.92	49,986.42	50,348.65
UNITEDHEALTH GROUP INC CORPORATE NOTES (DTD 03/21/2024 4.600% 04/15/2027	91324PEY4	90,000.00	A+	A2	03/19/24	03/21/24	89,372.70	4.85	1,495.00	89,442.27	90,155.70
PACCAR FINANCIAL CORP CORPORATE NOTES DTD 05/13/2024 5.000% 05/13/2027	69371RT22	30,000.00	A+	A1	05/06/24	05/13/24	29,976.90	5.03	325.00	29,978.46	30,450.81
GOLDMAN SACHS BANK USA CORPORATE NOTES (DTD 05/21/2024 5.414% 05/21/2027	38151LAG5	70,000.00	A+	A1	05/15/24	05/21/24	70,000.00	5.41	736.91	70,000.00	70,373.03
CANADIAN IMPERIAL BANK CORPORATE NOTES DTD 06/28/2024 5.237% 06/28/2027	13607L8C0	25,000.00	A-	A2	06/24/24	06/28/24	25,000.00	5.24	120.01	25,000.00	25,014.05
PNC FINANCIAL SERVICES CORP NOTES (CALLA DTD 07/23/2024 5.102% 07/23/2027	693475BY0	60,000.00	A-	A3	07/18/24	07/23/24	60,000.00	5.10	68.03	60,000.00	60,164.46
BLACKROCK FUNDING INC CORPORATE NOTES (C DTD 07/26/2024 4.600% 07/26/2027	09290DAH4	55,000.00	AA-	Aa3	07/17/24	07/26/24	54,998.35	4.60	35.14	54,998.36	55,343.37
HONEYWELL INTERNATIONAL CORPORATE NOTES DTD 08/01/2024 4.650% 07/30/2027	438516CX2	55,000.00	A	A2	07/29/24	08/01/24	54,998.35	4.65	0.00	54,998.35	55,201.96
BP CAP MARKETS AMERICA CORPORATE NOTES (DTD 05/17/2024 5.017% 11/17/2027	10373QBY5	70,000.00	A-	A1	05/15/24	05/17/24	70,000.00	5.02	721.89	70,000.00	70,986.09

Managed Account Detail of Securities Held

For the Month Ending **July 31, 2024**

CITY OF DORAL TRANSPORTATION - [REDACTED]											
Security Type/Description	CUSIP	Par	S&P Rating	Moody's Rating	Trade Date	Settle Date	Original Cost	YTM at Cost	Accrued Interest	Amortized Cost	Market Value
Dated Date/Coupon/Maturity											
Corporate Note											
MORGAN STANLEY CORP NOTES (CALLABLE) DTD 04/19/2024 5.652% 04/13/2028	61747YFP5	10,000.00	A-	A1	04/17/24	04/19/24	10,000.00	5.65	160.14	10,000.00	10,183.42
BANK OF NY MELLON CORP CORPORATE NOTES (DTD 07/22/2024 4.890% 07/21/2028	06406RBX4	80,000.00	A	A1	07/15/24	07/22/24	80,000.00	4.89	97.80	80,000.00	80,324.32
JPMORGAN CHASE & CO CORPORATE NOTES (CAL DTD 07/22/2024 4.979% 07/22/2028	46647PEL6	60,000.00	A-	A1	07/15/24	07/22/24	60,000.00	4.98	74.69	60,000.00	60,327.42
Security Type Sub-Total		2,670,000.00					2,672,603.50	4.45	30,442.59	2,668,710.10	2,677,792.34
Asset-Backed Security											
HAROT 2021-3 A3 DTD 08/25/2021 0.410% 11/18/2025	43815EAC8	4,200.91	AAA	NR	08/17/21	08/25/21	4,200.83	0.41	0.62	4,200.89	4,146.75
CARMX 2021-1 A3 DTD 01/27/2021 0.340% 12/15/2025	14316NAC3	2,351.26	AAA	NR	01/20/21	01/27/21	2,350.79	0.34	0.36	2,351.13	2,342.13
HAROT 2021-4 A3 DTD 11/24/2021 0.880% 01/21/2026	43815GAC3	5,359.03	NR	Aaa	11/16/21	11/24/21	5,357.89	0.89	1.31	5,358.63	5,263.94
DTRT 2022-1 A3 DTD 10/19/2022 5.230% 02/17/2026	233869AC0	34,341.63	NR	Aaa	10/12/22	10/19/22	34,339.35	5.23	79.83	34,340.57	34,268.60
HAROT 2022-1 A3 DTD 02/23/2022 1.880% 05/15/2026	43815BAC4	31,165.39	AAA	Aaa	02/15/22	02/23/22	31,160.70	1.88	26.04	31,163.41	30,583.74
CARMX 2021-3 A3 DTD 07/28/2021 0.550% 06/15/2026	14317DAC4	9,396.01	AAA	Aaa	07/21/21	07/28/21	9,394.46	0.55	2.30	9,395.42	9,193.86
FORDO 2022-A A3 DTD 01/24/2022 1.290% 06/15/2026	345286AC2	12,293.51	AAA	NR	01/19/22	01/24/22	12,292.05	1.29	7.05	12,292.89	12,066.22
BMWOT 2022-A A3 DTD 05/18/2022 3.210% 08/25/2026	05602RAD3	17,131.32	AAA	Aaa	05/10/22	05/18/22	17,130.44	3.21	9.17	17,130.89	16,933.40

Managed Account Detail of Securities Held

For the Month Ending **July 31, 2024**

CITY OF DORAL TRANSPORTATION - [REDACTED]

Security Type/Description	CUSIP	Par	S&P Rating	Moody's Rating	Trade Date	Settle Date	Original Cost	YTM at Cost	Accrued Interest	Amortized Cost	Market Value
Asset-Backed Security											
CARMX 2021-4 A3 DTD 09/22/2021 0.560% 09/15/2026	14317JAD9	7,943.61	AAA	Aaa	09/14/21	09/22/21	7,942.69	0.56	1.98	7,943.22	7,762.20
JDOT 2022-A A3 DTD 03/16/2022 2.320% 09/16/2026	47787JAC2	23,142.60	NR	Aaa	03/10/22	03/16/22	23,137.48	2.33	23.86	23,140.18	22,742.58
HART 2022-A A3 DTD 03/16/2022 2.220% 10/15/2026	448977AD0	37,450.59	AAA	NR	03/09/22	03/16/22	37,449.15	2.22	36.95	37,449.90	36,817.90
ALLYA 2022-1 A3 DTD 05/18/2022 3.310% 11/15/2026	02008JAC0	42,912.05	AAA	Aaa	05/10/22	05/18/22	42,903.74	3.31	63.13	42,907.82	42,400.74
GMCAR 2022-1 A3 DTD 01/19/2022 1.260% 11/16/2026	380146AC4	12,266.95	AAA	NR	01/11/22	01/19/22	12,265.89	1.26	6.44	12,266.45	12,029.74
CNH 2021-C A3 DTD 10/27/2021 0.810% 12/15/2026	12598LAC0	7,301.19	AAA	Aaa	10/19/21	10/27/21	7,300.34	0.81	2.63	7,300.80	7,115.27
HDMOT 2022-A A3 DTD 04/20/2022 3.060% 02/15/2027	41284YAD8	22,746.74	AAA	Aaa	04/12/22	04/20/22	22,742.95	3.06	30.94	22,744.74	22,474.15
GMCAR 2022-2 A3 DTD 04/13/2022 3.100% 02/16/2027	362585AC5	21,019.39	AAA	Aaa	04/05/22	04/13/22	21,014.99	3.10	27.15	21,017.08	20,730.92
CARMX 2022-2 A3 DTD 04/28/2022 3.490% 02/16/2027	14317HAC5	28,605.99	AAA	Aaa	04/21/22	04/28/22	28,601.64	3.49	44.37	28,603.69	28,265.88
TAOT 2022-C A3 DTD 08/16/2022 3.760% 04/15/2027	89231CAD9	24,738.09	AAA	NR	08/08/22	08/16/22	24,733.95	3.76	41.34	24,735.69	24,453.95
COPAR 2022-1 A3 DTD 05/04/2022 3.170% 04/15/2027	14043OAC6	27,289.06	AAA	NR	04/26/22	05/04/22	27,283.09	3.17	38.45	27,285.80	26,861.13
COMET 2022-A2 A DTD 06/14/2022 3.490% 05/15/2027	14041NGA3	80,000.00	AAA	NR	06/06/22	06/14/22	79,987.22	3.49	124.09	79,992.76	78,921.06
COPAR 2022-2 A3 DTD 08/10/2022 3.660% 05/17/2027	14043GAD6	33,747.18	AAA	Aaa	08/02/22	08/10/22	33,744.76	3.66	54.90	33,745.76	33,314.03
DCENT 2022-A2 A DTD 05/26/2022 3.320% 05/17/2027	254683CS2	80,000.00	NR	Aaa	05/19/22	05/26/22	79,993.50	3.32	118.04	79,996.35	78,846.25

Managed Account Detail of Securities Held

For the Month Ending **July 31, 2024**

CITY OF DORAL TRANSPORTATION - [REDACTED]											
Security Type/Description			S&P	Moody's	Trade	Settle	Original	YTM	Accrued	Amortized	Market
Dated Date/Coupon/Maturity	CUSIP	Par	Rating	Rating	Date	Date	Cost	at Cost	Interest	Cost	Value
Asset-Backed Security											
JDOT 2022-C A3 DTD 10/19/2022 5.090% 06/15/2027	47800BAC2	70,000.00	NR	Aaa	10/12/22	10/19/22	69,994.57	5.09	158.36	69,996.65	69,872.67
CNH 2022-A A3 DTD 03/31/2022 2.940% 07/15/2027	12660DAC1	29,743.27	AAA	NR	03/24/22	03/31/22	29,741.06	2.94	38.86	29,742.04	29,093.67
DCENT 2022-A3 A3 DTD 08/09/2022 3.560% 07/15/2027	254683CW3	75,000.00	AAA	Aaa	08/02/22	08/09/22	74,990.69	3.56	118.67	74,994.43	73,892.00
CARMX 2022-4 A3 DTD 10/31/2022 5.340% 08/16/2027	14318UAD3	90,000.00	AAA	NR	10/26/22	10/31/22	89,978.90	5.35	213.60	89,986.62	90,087.56
MBART 2022-1 A3 DTD 11/22/2022 5.210% 08/16/2027	58768PAC8	98,162.16	AAA	Aaa	11/15/22	11/22/22	98,142.74	5.21	227.30	98,149.69	98,126.80
BACCT 2022-A1 A1 DTD 06/16/2022 3.530% 11/15/2027	05522RDE5	30,000.00	NR	Aaa	06/09/22	06/16/22	29,998.13	3.53	47.07	29,998.86	29,576.94
HAROT 2023-2 A3 DTD 05/30/2023 4.930% 11/15/2027	437927AC0	40,000.00	AAA	Aaa	05/23/23	05/30/23	39,993.52	4.93	87.64	39,995.23	39,981.72
FORDO 2023-A A3 DTD 03/31/2023 4.650% 02/15/2028	344928AD8	30,000.00	AAA	NR	03/28/23	03/31/23	29,996.87	4.65	62.00	29,997.73	29,871.09
TAOT 2023-B A3 DTD 05/23/2023 4.710% 02/15/2028	891941AD8	45,000.00	NR	Aaa	05/16/23	05/23/23	44,997.48	4.71	94.20	44,998.12	44,777.51
BAAT 2023-1A A3 DTD 07/31/2023 5.530% 02/15/2028	06428AAC2	45,000.00	NR	Aaa	07/25/23	07/31/23	44,998.29	5.53	110.60	44,998.67	45,310.31
GMCAR 2023-2 A3 DTD 04/12/2023 4.470% 02/16/2028	362583AD8	30,000.00	AAA	Aaa	04/04/23	04/12/23	29,999.18	4.47	55.88	29,999.40	29,798.02
BMWOT 2023-A A3 DTD 07/18/2023 5.470% 02/25/2028	05592XAD2	20,000.00	AAA	NR	07/11/23	07/18/23	19,996.46	5.47	18.23	19,997.26	20,130.14
NAROT 2023-B A3 DTD 10/25/2023 5.930% 03/15/2028	65480MAD5	25,000.00	NR	Aaa	10/18/23	10/25/23	24,994.93	5.94	65.89	24,995.73	25,376.88
HART 2023-B A3 DTD 07/19/2023 5.480% 04/17/2028	44933XAD9	25,000.00	AAA	NR	07/11/23	07/19/23	24,998.92	5.48	60.89	24,999.16	25,143.68

Managed Account Detail of Securities Held

For the Month Ending **July 31, 2024**

CITY OF DORAL TRANSPORTATION - [REDACTED]

Security Type/Description	Dated Date/Coupon/Maturity	CUSIP	Par	S&P Rating	Moody's Rating	Trade Date	Settle Date	Original Cost	YTM at Cost	Accrued Interest	Amortized Cost	Market Value
Asset-Backed Security												
USAOT 2023-A A3 DTD 09/15/2023 5.580% 05/15/2028		90291VAC4	80,000.00	AAA	Aaa	09/07/23	09/15/23	79,986.00	5.58	198.40	79,988.37	80,344.74
ALLYA 2023-1 A3 DTD 07/19/2023 5.460% 05/15/2028		02007WAC2	120,000.00	NR	Aaa	10/24/23	10/26/23	119,137.50	5.64	291.20	119,282.72	120,589.84
BAAT 2023-2A A3 DTD 11/21/2023 5.740% 06/15/2028		06054YAC1	90,000.00	NR	Aaa	11/15/23	11/21/23	89,998.37	5.74	229.60	89,998.59	91,181.07
HAROT 2023-4 A3 DTD 11/08/2023 5.670% 06/21/2028		438123AC5	20,000.00	NR	Aaa	11/01/23	11/08/23	19,996.48	5.67	31.50	19,996.98	20,279.61
TAOT 2023-D A3 DTD 11/14/2023 5.540% 08/15/2028		89239FAD4	25,000.00	AAA	NR	11/07/23	11/14/23	24,997.31	5.54	61.56	24,997.67	25,356.11
FITAT 2023-1 A3 DTD 08/23/2023 5.530% 08/15/2028		31680EAD3	70,000.00	AAA	Aaa	08/15/23	08/23/23	69,995.66	5.53	172.04	69,996.48	70,490.21
HAROT 2024-1 A3 DTD 02/21/2024 5.210% 08/15/2028		437918AC9	70,000.00	AAA	Aaa	02/13/24	02/21/24	69,996.96	5.21	162.09	69,997.23	70,442.06
CHAIT 2023-A1 A DTD 09/15/2023 5.160% 09/15/2028		161571HT4	100,000.00	AAA	NR	09/07/23	09/15/23	99,972.28	5.17	229.33	99,976.65	100,959.25
AMXCA 2023-3 A DTD 09/19/2023 5.230% 09/15/2028		02582JKD1	100,000.00	AAA	NR	09/12/23	09/19/23	99,995.53	5.23	232.44	99,996.23	101,180.11
TAOT 2024-A A3 DTD 01/30/2024 4.830% 10/16/2028		89238DAD0	25,000.00	AAA	Aaa	01/23/24	01/30/24	24,995.00	4.83	53.67	24,995.48	25,025.46
HART 2023-C A3 DTD 11/13/2023 5.540% 10/16/2028		44918CAD4	35,000.00	AAA	NR	11/03/23	11/13/23	34,995.40	5.54	86.18	34,995.99	35,403.37
JDOT 2024-A A3 DTD 03/19/2024 4.960% 11/15/2028		47800RAD5	20,000.00	NR	Aaa	03/11/24	03/19/24	19,998.88	4.96	44.09	19,998.96	20,103.17
MBART 2023-2 A3 DTD 10/25/2023 5.950% 11/15/2028		58769FAC9	35,000.00	AAA	NR	10/19/23	10/25/23	34,997.01	5.95	92.56	34,997.41	35,700.10
GMCAR 2024-1 A3 DTD 01/17/2024 4.850% 12/18/2028		36268GAD7	10,000.00	NR	Aaa	01/09/24	01/17/24	9,997.99	4.85	20.21	9,998.19	9,987.47

Managed Account Detail of Securities Held

For the Month Ending **July 31, 2024**

CITY OF DORAL TRANSPORTATION - [REDACTED]

Security Type/Description Dated Date/Coupon/Maturity	CUSIP	Par	S&P Rating	Moody's Rating	Trade Date	Settle Date	Original Cost	YTM at Cost	Accrued Interest	Amortized Cost	Market Value
Asset-Backed Security											
JDOT 2024-B A3 DTD 06/18/2024 5.200% 03/15/2029	47786WAD2	40,000.00	NR	Aaa	06/11/24	06/18/24	39,992.18	5.20	92.44	39,992.36	40,509.71
HART 2024-B A3 DTD 07/24/2024 4.840% 03/15/2029	44934QAD3	40,000.00	AAA	NR	07/16/24	07/24/24	39,993.96	4.84	37.64	39,993.98	40,009.20
TAOT 2024-C A3 DTD 07/30/2024 4.880% 03/15/2029	89237QAD2	50,000.00	AAA	NR	07/23/24	07/30/24	49,999.97	4.88	6.78	49,999.97	50,197.40
WOART 2024-A A3 DTD 02/14/2024 4.860% 03/15/2029	98164RAD8	60,000.00	AAA	NR	02/06/24	02/14/24	59,992.09	4.86	129.60	59,992.74	60,096.76
CHAOT 2024-1A A3 DTD 03/27/2024 5.130% 05/25/2029	16144BAC2	25,000.00	NR	Aaa	03/19/24	03/27/24	24,998.34	5.13	21.38	24,998.44	25,112.37
CNH 2024-A A3 DTD 01/24/2024 4.770% 06/15/2029	18978FAC0	25,000.00	AAA	Aaa	01/17/24	01/24/24	24,994.09	4.78	53.00	24,994.60	24,997.87
Security Type Sub-Total		2,258,307.93					2,257,180.64	4.61	4,345.85	2,257,402.70	2,256,539.31
Managed Account Sub-Total		12,194,202.36					12,169,796.88	4.39	101,675.92	12,175,608.94	12,188,992.12
Securities Sub-Total		\$12,194,202.36					\$12,169,796.88	4.39%	\$101,675.92	\$12,175,608.94	\$12,188,992.12
Accrued Interest											\$101,675.92
Total Investments											\$12,290,668.04

Bolded items are forward settling trades.

Managed Account Fair Market Value & Analytics

For the Month Ending **July 31, 2024**

CITY OF DORAL TRANSPORTATION - [REDACTED]

Security Type/Description	CUSIP	Par	Broker	Next Call Date	Market Price	Market Value	Unreal G/L On Cost	Unreal G/L Amort Cost	Effective Duration	YTM at Mkt
U.S. Treasury Bond / Note										
US TREASURY NOTES DTD 10/15/2022 4.250% 10/15/2025	91282CFP1	20,000.00	BMO		99.58	19,915.62	125.78	94.13	1.18	4.61
US TREASURY NOTES DTD 10/15/2022 4.250% 10/15/2025	91282CFP1	245,000.00	JPM_CHA		99.58	243,966.40	574.21	(376.13)	1.18	4.61
US TREASURY NOTES DTD 11/15/2022 4.500% 11/15/2025	91282CFW6	340,000.00	MORGAN_		99.89	339,628.11	(3,864.86)	(1,903.72)	1.26	4.58
US TREASURY NOTES DTD 12/15/2022 4.000% 12/15/2025	91282CGA3	365,000.00	CITIGRP		99.30	362,433.61	(712.87)	(1,701.76)	1.34	4.53
US TREASURY NOTES DTD 01/15/2023 3.875% 01/15/2026	91282CGE5	370,000.00	JPM_CHA		99.11	366,704.71	(2,384.74)	(2,846.34)	1.43	4.51
US TREASURY NOTES DTD 02/15/2023 4.000% 02/15/2026	91282CGL9	85,000.00	MERRILL		99.31	84,415.63	(634.17)	(611.54)	1.48	4.47
US TREASURY NOTES DTD 02/15/2023 4.000% 02/15/2026	91282CGL9	420,000.00	MERRILL		99.31	417,112.50	4,364.06	903.24	1.48	4.47
US TREASURY NOTES DTD 04/15/2023 3.750% 04/15/2026	91282CGV7	25,000.00	CITIGRP		98.97	24,742.19	323.24	246.96	1.65	4.38
US TREASURY NOTES DTD 04/15/2023 3.750% 04/15/2026	91282CGV7	560,000.00	MORGAN_		98.97	554,225.00	(4,462.50)	(5,017.69)	1.65	4.38
US TREASURY NOTES DTD 05/15/2023 3.625% 05/15/2026	91282CHB0	535,000.00	JPM_CHA		98.75	528,312.50	(1,233.01)	(3,379.29)	1.74	4.36
US TREASURY NOTES DTD 06/15/2023 4.125% 06/15/2026	91282CHH7	230,000.00	MORGAN_		99.66	229,209.38	799.61	213.19	1.81	4.32
US TREASURY NOTES DTD 07/15/2023 4.500% 07/15/2026	91282CHM6	455,000.00	JPM_CHA		100.39	456,777.32	2,630.44	2,342.11	1.89	4.29
US TREASURY NOTES DTD 08/15/2023 4.375% 08/15/2026	91282CHU8	275,000.00	JPM_CHA		100.20	275,558.58	3,179.67	2,382.80	1.94	4.27
US TREASURY NOTES DTD 09/15/2023 4.625% 09/15/2026	91282CHY0	20,000.00	MERRILL		100.77	20,153.12	296.09	258.17	2.01	4.24
US TREASURY NOTES DTD 10/15/2023 4.625% 10/15/2026	91282CJC6	90,000.00	CITIGRP		100.84	90,759.38	878.91	850.77	2.10	4.22
US TREASURY N/B NOTES DTD 11/15/2023 4.625% 11/15/2026	91282CJK8	385,000.00	JPM_CHA		100.92	388,549.24	376.00	1,036.49	2.18	4.20
US TREASURY N/B NOTES DTD 12/15/2023 4.375% 12/15/2026	91282CJP7	635,000.00	JPM_CHA		100.44	637,778.13	(2,108.39)	(1,201.66)	2.27	4.18

Managed Account Fair Market Value & Analytics

For the Month Ending **July 31, 2024**

CITY OF DORAL TRANSPORTATION - [REDACTED]

Security Type/Description	Dated Date/Coupon/Maturity	CUSIP	Par	Broker	Next Call Date	Market Price	Market Value	Unreal G/L On Cost	Unreal G/L Amort Cost	Effective Duration	YTM at Mkt
U.S. Treasury Bond / Note											
US TREASURY N/B NOTES		91282CJT9	405,000.00	CITIGRP		99.61	403,417.99	(1,977.52)	(1,914.98)	2.36	4.17
DTD 01/15/2024 4.000% 01/15/2027											
US TREASURY N/B NOTES		91282CKA8	355,000.00	ACADEMY		99.94	354,778.13	1,858.21	1,588.02	2.39	4.15
DTD 02/15/2024 4.125% 02/15/2027											
US TREASURY N/B NOTES		91282CKE0	220,000.00	MERRILL		100.33	220,721.86	2,294.52	2,133.02	2.47	4.12
DTD 03/15/2024 4.250% 03/15/2027											
US TREASURY N/B NOTES		91282CKJ9	360,000.00	BARCLAY		100.97	363,487.50	6,060.94	5,866.03	2.55	4.12
DTD 04/15/2024 4.500% 04/15/2027											
US TREASURY N/B NOTES		91282CKR1	300,000.00	MERRILL		101.03	303,093.75	3,562.50	3,539.35	2.63	4.11
DTD 05/15/2024 4.500% 05/15/2027											
US TREASURY N/B NOTES		91282CKV2	340,000.00	ASL		101.52	345,153.11	4,874.20	4,881.45	2.71	4.06
DTD 06/15/2024 4.625% 06/15/2027											
Security Type Sub-Total			7,035,000.00				7,030,893.76	14,820.32	7,382.62	1.95	4.30
Federal Agency Mortgage-Backed Security											
FANNIE MAE POOL FM4174		3140X7T82	15,274.67	OTHER		97.09	14,830.09	(1,368.22)	(1,073.41)	1.46	3.41
DTD 09/01/2020 3.000% 11/01/2032											
FN BM4614		3140J9DU2	9,560.10	INTL_FC		95.58	9,137.95	(1,049.53)	(888.74)	2.64	3.60
DTD 10/01/2018 3.000% 03/01/2033											
Security Type Sub-Total			24,834.77				23,968.04	(2,417.75)	(1,962.15)	1.91	3.48
Federal Agency Commercial Mortgage-Backed Security											
FHMS K058 A1		3137BSP64	46,607.01	BNP_PAR		96.85	45,140.59	922.19	146.76	1.13	4.05
DTD 11/09/2016 2.340% 07/01/2026											
FHMS K736 A2		3137FNWX4	65,000.00	INTL_FC		95.79	62,261.57	1,951.22	559.42	1.66	4.58
DTD 09/01/2019 2.282% 07/01/2026											
FHMS K082 A1		3137FJKD0	58,091.44	BNP_PAR		98.31	57,111.87	917.47	543.63	1.88	4.41
DTD 10/31/2018 3.920% 05/01/2028											
Security Type Sub-Total			169,698.45				164,514.03	3,790.88	1,249.81	1.59	4.38
Federal Agency Collateralized Mortgage Obligation											

Managed Account Fair Market Value & Analytics

For the Month Ending **July 31, 2024**

CITY OF DORAL TRANSPORTATION - [REDACTED]

Security Type/Description	Dated Date/Coupon/Maturity	CUSIP	Par	Broker	Next Call Date	Market Price	Market Value	Unreal G/L On Cost	Unreal G/L Amort Cost	Effective Duration	YTM at Mkt
Federal Agency Collateralized Mortgage Obligation											
Government National Mortgage Association DTD 09/30/2014 3.000% 09/01/2064		38375UPV6	5,298.62	OTHER		97.24	5,152.20	(473.29)	(447.12)	0.96	3.12
Government National Mortgage Association DTD 07/30/2019 2.500% 01/01/2069		38380LXE8	13,890.35	OTHER		97.38	13,526.25	(431.93)	(425.06)	0.73	2.60
Government National Mortgage Association DTD 01/30/2020 2.250% 12/01/2069		38380LV67	17,172.24	OTHER		96.70	16,606.19	(640.50)	(633.77)	0.89	2.37
Security Type Sub-Total			36,361.21				35,284.64	(1,545.72)	(1,505.95)	0.84	2.57
Corporate Note											
BB&T CORPORATION CORP BONDS DTD 07/29/2019 2.500% 08/01/2024		05531FBH5	35,000.00	MORGAN_		99.98	34,994.16	(1,948.34)	(5.84)	0.00	8.41
BB&T CORPORATION CORP BONDS DTD 07/29/2019 2.500% 08/01/2024		05531FBH5	50,000.00	MORGAN_		99.98	49,991.65	(1,678.35)	(8.35)	0.00	8.41
PRINCIPAL LFE GLB FND II NOTES DTD 01/11/2022 1.375% 01/10/2025		74256LET2	55,000.00	BARCLAY		98.21	54,013.74	(808.06)	(959.90)	0.45	5.50
NEW YORK LIFE GLOBAL FDG NOTES DTD 01/14/2022 1.450% 01/14/2025		64952WEK5	55,000.00	JPM_CHA		98.21	54,014.57	(926.03)	(976.43)	0.46	5.48
3M COMPANY (CALLABLE) CORP NOTES DTD 08/26/2019 2.000% 02/14/2025		88579YBH3	35,000.00	JPM_CHA	01/14/25	98.12	34,341.16	(2,046.24)	(849.49)	0.45	5.59
CINTAS CORPORATION NO. 2 CORP NOTE (CALL DTD 05/03/2022 3.450% 05/01/2025		17252MAP5	25,000.00	WELLS_F	04/01/25	98.70	24,674.33	(320.17)	(324.30)	0.66	5.23
JOHN DEERE CAPITAL CORP CORPORATE NOTES DTD 06/06/2022 3.400% 06/06/2025		24422EWF2	15,000.00	GOLDMAN		98.59	14,788.25	(208.30)	(210.78)	0.84	5.11
MORGAN STANLEY CORP NOTES DTD 07/23/2015 4.000% 07/23/2025		6174468C6	55,000.00	GOLDMAN		98.88	54,382.79	(873.51)	(696.07)	0.97	5.19
BANK OF AMERICA CORP NOTES (CALLABLE) DTD 09/25/2020 0.981% 09/25/2025		06051GJG5	60,000.00	OTHER	09/25/24	99.27	59,560.02	(439.98)	(439.98)	0.16	1.63
BANK OF AMERICA CORP NOTES (CALLABLE) DTD 09/25/2020 0.981% 09/25/2025		06051GJG5	60,000.00	MORGAN_	09/25/24	99.27	59,560.02	386.82	(186.88)	0.16	1.63

Managed Account Fair Market Value & Analytics

For the Month Ending **July 31, 2024**

CITY OF DORAL TRANSPORTATION - [REDACTED]

Security Type/Description	Dated Date/Coupon/Maturity	CUSIP	Par	Broker	Next Call Date	Market Price	Market Value	Unreal G/L On Cost	Unreal G/L Amort Cost	Effective Duration	YTM at Mkt
Corporate Note											
BANK OF MONTREAL CORPORATE NOTES DTD 09/25/2023 5.920% 09/25/2025		06368LWT9	60,000.00	BMO		100.99	60,592.38	592.38	592.38	1.11	5.03
WESTPAC BANKING CORP CORPORATE NOTES DTD 11/17/2023 5.512% 11/17/2025		961214FL2	75,000.00	MORGAN_		100.93	75,698.70	698.70	698.70	1.26	4.76
LINDE INC/CT CORPORATE NOTES (CALLABLE) DTD 12/05/2022 4.700% 12/05/2025		53522KAB9	85,000.00	DEUTSCH	11/05/25	99.87	84,892.05	(16.15)	(66.82)	1.23	4.79
CATERPILLAR FINL SERVICE CORPORATE NOTES DTD 01/06/2023 4.800% 01/06/2026		14913R3B1	85,000.00	JPM_CHA		100.09	85,075.57	96.82	85.71	1.40	4.73
STATE STREET CORP (CALLABLE) CORPORATE N DTD 02/07/2022 1.746% 02/06/2026		857477BR3	25,000.00	GOLDMAN	02/26/25	98.21	24,552.70	(447.30)	(447.30)	0.57	2.96
JPMORGAN CHASE & CO (CALLABLE) CORPORATE DTD 04/26/2022 4.080% 04/26/2026		46647PCZ7	85,000.00	JPM_CHA	04/26/25	99.13	84,264.33	(735.67)	(735.67)	0.73	4.60
STATE STREET CORP NOTES (CALLABLE) DTD 05/18/2023 5.104% 05/18/2026		857477CB7	110,000.00	MERRILL	05/18/25	100.09	110,095.26	95.26	95.26	0.79	5.05
AMERICAN HONDA FINANCE CORPORATE NOTES DTD 07/07/2023 5.250% 07/07/2026		02665WEK3	35,000.00	SOCGEN		100.88	35,308.56	501.41	432.95	1.86	4.77
AMERICAN HONDA FINANCE CORPORATE NOTES DTD 07/07/2023 5.250% 07/07/2026		02665WEK3	50,000.00	MIZUHO		100.88	50,440.80	502.30	480.36	1.86	4.77
TOYOTA MOTOR CREDIT CORP CORPORATE NOTES DTD 08/14/2023 5.000% 08/14/2026		89236TKX2	45,000.00	HSBC		100.59	45,265.73	320.18	302.64	1.92	4.69
PACIFIC LIFE GF II NOTES DTD 08/30/2023 5.500% 08/28/2026		6944PL2W8	15,000.00	JPM_CHA		101.51	15,227.04	232.29	230.67	1.95	4.72
NEW YORK LIFE GLOBAL FDG NOTES DTD 09/19/2023 5.450% 09/18/2026		64953BBF4	100,000.00	MERRILL		101.42	101,420.50	1,439.50	1,434.32	2.00	4.74
HOME DEPOT INC CORPORATE NOTES DTD 12/04/2023 4.950% 09/30/2026		437076CV2	20,000.00	JPM_CHA		100.70	20,139.24	183.04	173.36	2.05	4.61

Managed Account Fair Market Value & Analytics

For the Month Ending **July 31, 2024**

CITY OF DORAL TRANSPORTATION - [REDACTED]

Security Type/Description	Dated Date/Coupon/Maturity	CUSIP	Par	Broker	Next Call Date	Market Price	Market Value	Unreal G/L On Cost	Unreal G/L Amort Cost	Effective Duration	YTM at Mkt
Corporate Note											
CANADIAN IMPERIAL BANK CORPORATE NOTES	DTD 10/03/2023 5.926% 10/02/2026	13607LWT6	45,000.00	CIBC		102.12	45,953.33	953.33	953.33	2.03	4.89
STATE STREET CORP NOTES (CALLABLE)	DTD 11/04/2022 5.751% 11/04/2026	857477BX0	20,000.00	DEUTSCH	11/04/25	100.85	20,170.82	170.82	170.82	1.22	5.34
PEPSICO INC CORPORATE NOTES (CALLABLE)	DTD 11/10/2023 5.125% 11/10/2026	713448FW3	25,000.00	MERRILL	10/10/26	101.30	25,325.88	332.63	331.09	2.08	4.52
PRINCIPAL LFE GLB FND II NOTES	DTD 01/16/2024 5.000% 01/16/2027	74256LEX3	15,000.00	WELLS_F		100.43	15,064.01	69.86	68.86	2.34	4.81
PRINCIPAL LFE GLB FND II NOTES	DTD 01/16/2024 5.000% 01/16/2027	74256LEX3	20,000.00	MKTX		100.43	20,085.34	25.14	35.41	2.34	4.81
NATIONAL RURAL UTIL COOP CORP NOTES (CAL)	DTD 02/05/2024 4.800% 02/05/2027	63743HFM9	90,000.00	PNC	01/05/27	100.57	90,513.36	540.36	536.22	2.27	4.56
TEXAS INSTRUMENTS CORP NOTES (CALLABLE)	DTD 02/08/2024 4.600% 02/08/2027	882508CE2	55,000.00	MERRILL	01/08/27	100.30	55,165.39	200.59	195.27	2.28	4.47
ELI LILLY & CO CORPORATE NOTES	DTD 02/09/2024 4.500% 02/09/2027	532457CJ5	55,000.00	DEUTSCH		100.07	55,036.47	65.62	61.23	2.36	4.47
BRISTOL-MYERS SQUIBB CORP NOTES (CALLABL)	DTD 02/22/2024 4.900% 02/22/2027	110122EE4	15,000.00	CITIGRP	01/22/27	100.70	15,105.56	121.76	119.52	2.31	4.61
ASTRAZENECA FINANCE LLC CORP NOTES (CALL)	DTD 02/26/2024 4.800% 02/26/2027	04636NAK9	40,000.00	CITIGRP	01/26/27	100.49	40,197.56	264.76	255.68	2.33	4.59
CISCO SYSTEMS INC CORPORATE NOTES (CALLA)	DTD 02/26/2024 4.800% 02/26/2027	17275RBQ4	55,000.00	DEUTSCH	01/26/27	100.82	55,450.51	522.01	512.35	2.33	4.46
DEERE & COMPANY CAPITAL CORP NOTE	DTD 03/07/2024 4.850% 03/05/2027	24422EXM6	70,000.00	BARCLAY		100.71	70,494.34	559.44	551.29	2.43	4.56
NORTHWESTERN MUTUAL GBL NOTES	DTD 03/25/2024 5.070% 03/25/2027	66815L2R9	30,000.00	MORGAN_		101.20	30,360.24	363.54	363.18	2.47	4.58

Managed Account Fair Market Value & Analytics

For the Month Ending **July 31, 2024**

CITY OF DORAL TRANSPORTATION - [REDACTED]

Security Type/Description	CUSIP	Par	Broker	Next Call Date	Market Price	Market Value	Unreal G/L On Cost	Unreal G/L Amort Cost	Effective Duration	YTM at Mkt
Corporate Note										
HORMEL FOODS CORP CORPORATE NOTES (CALLA DTD 03/08/2024 4.800% 03/30/2027	440452AK6	30,000.00	WELLS_F	02/28/27	100.58	30,174.54	203.64	200.10	2.41	4.57
BMW US CAPITAL LLC CORPORATE NOTES DTD 04/02/2024 4.900% 04/02/2027	05565ECH6	90,000.00	JPM_CHA		100.64	90,572.85	679.95	668.90	2.50	4.64
ADOBE INC CORPORATE NOTES DTD 04/04/2024 4.850% 04/04/2027	00724PAE9	35,000.00	MERRILL		100.89	35,312.62	330.12	328.34	2.51	4.49
TORONTO-DOMINION BANK CORPORATE NOTES DTD 04/05/2024 4.980% 04/05/2027	89115A2W1	90,000.00	TD		100.71	90,642.69	642.69	642.69	2.50	4.69
BRIGHTHSE FIN GLBL FUND NOTES DTD 04/11/2024 5.550% 04/09/2027	10921U2J6	50,000.00	JPM_CHA		100.70	50,348.65	363.65	362.23	2.50	5.27
UNITEDHEALTH GROUP INC CORPORATE NOTES () DTD 03/21/2024 4.600% 04/15/2027	91324PEY4	90,000.00	MERRILL	03/15/27	100.17	90,155.70	783.00	713.43	2.46	4.53
PACCAR FINANCIAL CORP CORPORATE NOTES DTD 05/13/2024 5.000% 05/13/2027	69371RT22	30,000.00	WELLS_F		101.50	30,450.81	473.91	472.35	2.61	4.42
GOLDMAN SACHS BANK USA CORPORATE NOTES () DTD 05/21/2024 5.414% 05/21/2027	38151LAG5	70,000.00	GOLDMAN	05/21/26	100.53	70,373.03	373.03	373.03	1.73	5.21
CANADIAN IMPERIAL BANK CORPORATE NOTES DTD 06/28/2024 5.237% 06/28/2027	13607L8C0	25,000.00	CIBC		100.06	25,014.05	14.05	14.05	2.72	5.22
PNC FINANCIAL SERVICES CORP NOTES (CALLA DTD 07/23/2024 5.102% 07/23/2027	693475BY0	60,000.00	PNC	07/23/26	100.27	60,164.46	164.46	164.46	1.91	5.00
BLACKROCK FUNDING INC CORPORATE NOTES (C DTD 07/26/2024 4.600% 07/26/2027	09290DAH4	55,000.00	MERRILL	06/26/27	100.62	55,343.37	345.02	345.01	2.75	4.37
HONEYWELL INTERNATIONAL CORPORATE NOTES DTD 08/01/2024 4.650% 07/30/2027	438516CX2	55,000.00	DEUTSCH	06/30/27	100.37	55,201.96	203.61	203.61	2.76	4.52

Managed Account Fair Market Value & Analytics

For the Month Ending **July 31, 2024**

CITY OF DORAL TRANSPORTATION - [REDACTED]

Security Type/Description	Dated Date/Coupon/Maturity	CUSIP	Par	Broker	Next Call Date	Market Price	Market Value	Unreal G/L On Cost	Unreal G/L Amort Cost	Effective Duration	YTM at Mkt
Corporate Note											
BP CAP MARKETS AMERICA CORPORATE NOTES (DTD 05/17/2024 5.017% 11/17/2027	10373OBY5	70,000.00	DEUTSCH	10/17/27	101.41	70,986.09	986.09	986.09	2.98	4.55
MORGAN STANLEY CORP NOTES (CALLABLE)	DTD 04/19/2024 5.652% 04/13/2028	61747YFP5	10,000.00	MORGAN_	04/13/27	101.83	10,183.42	183.42	183.42	2.51	5.10
BANK OF NY MELLON CORP CORPORATE NOTES (DTD 07/22/2024 4.890% 07/21/2028	06406RBX4	80,000.00	MORGAN_	07/21/27	100.41	80,324.32	324.32	324.32	2.80	4.78
JPMORGAN CHASE & CO CORPORATE NOTES (CAL	DTD 07/22/2024 4.979% 07/22/2028	46647PEL6	60,000.00	JPM_CHA	07/22/27	100.55	60,327.42	327.42	327.42	2.80	4.83

Security Type Sub-Total			2,670,000.00				2,677,792.34	5,188.84	9,082.24	1.77	4.75
--------------------------------	--	--	---------------------	--	--	--	---------------------	-----------------	-----------------	-------------	-------------

Asset-Backed Security											
HAROT 2021-3 A3	DTD 08/25/2021 0.410% 11/18/2025	43815EAC8	4,200.91	BARCLAY		98.71	4,146.75	(54.08)	(54.14)	0.24	1.41
CARMX 2021-1 A3	DTD 01/27/2021 0.340% 12/15/2025	14316NAC3	2,351.26	OTHER		99.61	2,342.13	(8.66)	(9.00)	0.06	0.62
HAROT 2021-4 A3	DTD 11/24/2021 0.880% 01/21/2026	43815GAC3	5,359.03	MERRILL		98.23	5,263.94	(93.95)	(94.69)	0.38	2.10
DTRT 2022-1 A3	DTD 10/19/2022 5.230% 02/17/2026	233869AC0	34,341.63	JPM_CHA		99.79	34,268.60	(70.75)	(71.97)	0.45	5.37
HAROT 2022-1 A3	DTD 02/23/2022 1.880% 05/15/2026	43815BAC4	31,165.39	JPM_CHA		98.13	30,583.74	(576.96)	(579.67)	0.48	2.95
CARMX 2021-3 A3	DTD 07/28/2021 0.550% 06/15/2026	14317DAC4	9,396.01	RBC		97.85	9,193.86	(200.60)	(201.56)	0.34	1.72
FORDO 2022-A A3	DTD 01/24/2022 1.290% 06/15/2026	345286AC2	12,293.51	CITIGRP		98.15	12,066.22	(225.83)	(226.67)	0.40	2.30
BMWOT 2022-A A3	DTD 05/18/2022 3.210% 08/25/2026	05602RAD3	17,131.32	RBC		98.84	16,933.40	(197.04)	(197.49)	0.51	3.79
CARMX 2021-4 A3	DTD 09/22/2021 0.560% 09/15/2026	14317JAD9	7,943.61	BARCLAY		97.72	7,762.20	(180.49)	(181.02)	0.40	1.65

Managed Account Fair Market Value & Analytics

For the Month Ending **July 31, 2024**

CITY OF DORAL TRANSPORTATION - [REDACTED]

Security Type/Description	CUSIP	Par	Broker	Next Call Date	Market Price	Market Value	Unreal G/L On Cost	Unreal G/L Amort Cost	Effective Duration	YTM at Mkt
Asset-Backed Security										
JDOT 2022-A A3	47787JAC2	23,142.60	MERRILL		98.27	22,742.58	(394.90)	(397.60)	0.53	3.16
DTD 03/16/2022 2.320% 09/16/2026										
HART 2022-A A3	448977AD0	37,450.59	MERRILL		98.31	36,817.90	(631.25)	(632.00)	0.47	3.01
DTD 03/16/2022 2.220% 10/15/2026										
ALLYA 2022-1 A3	02008JAC0	42,912.05	BARCLAY		98.81	42,400.74	(503.00)	(507.08)	0.46	3.85
DTD 05/18/2022 3.310% 11/15/2026										
GMCAR 2022-1 A3	380146AC4	12,266.95	BNP_PAR		98.07	12,029.74	(236.15)	(236.71)	0.47	2.12
DTD 01/19/2022 1.260% 11/16/2026										
CNH 2021-C A3	12598LAC0	7,301.19	WELLS_F		97.45	7,115.27	(185.07)	(185.53)	0.54	1.91
DTD 10/27/2021 0.810% 12/15/2026										
HDMOT 2022-A A3	41284YAD8	22,746.74	WELLS_F		98.80	22,474.15	(268.80)	(270.59)	0.45	3.55
DTD 04/20/2022 3.060% 02/15/2027										
GMCAR 2022-2 A3	362585AC5	21,019.39	RBC		98.63	20,730.92	(284.07)	(286.16)	0.60	3.67
DTD 04/13/2022 3.100% 02/16/2027										
CARMX 2022-2 A3	14317HAC5	28,605.99	MERRILL		98.81	28,265.88	(335.76)	(337.81)	0.53	3.98
DTD 04/28/2022 3.490% 02/16/2027										
TAOT 2022-C A3	89231CAD9	24,738.09	CITIGRP		98.85	24,453.95	(280.00)	(281.74)	0.73	4.21
DTD 08/16/2022 3.760% 04/15/2027										
COPAR 2022-1 A3	14043OAC6	27,289.06	WELLS_F		98.43	26,861.13	(421.96)	(424.67)	0.66	3.78
DTD 05/04/2022 3.170% 04/15/2027										
COMET 2022-A2 A	14041NGA3	80,000.00	RBC		98.65	78,921.06	(1,066.16)	(1,071.70)	0.76	4.00
DTD 06/14/2022 3.490% 05/15/2027										
COPAR 2022-2 A3	14043GAD6	33,747.18	JPM_CHA		98.72	33,314.03	(430.73)	(431.73)	0.70	4.15
DTD 08/10/2022 3.660% 05/17/2027										
DCENT 2022-A2 A	254683CS2	80,000.00	RBC		98.56	78,846.25	(1,147.25)	(1,150.10)	0.76	3.86
DTD 05/26/2022 3.320% 05/17/2027										
JDOT 2022-C A3	47800BAC2	70,000.00	CITIGRP		99.82	69,872.67	(121.90)	(123.98)	0.85	5.16
DTD 10/19/2022 5.090% 06/15/2027										
CNH 2022-A A3	12660DAC1	29,743.27	CITIGRP		97.82	29,093.67	(647.39)	(648.37)	0.88	3.72
DTD 03/31/2022 2.940% 07/15/2027										
DCENT 2022-A3 A3	254683CW3	75,000.00	MERRILL		98.52	73,892.00	(1,098.69)	(1,102.43)	0.91	4.09
DTD 08/09/2022 3.560% 07/15/2027										
CARMX 2022-4 A3	14318UAD3	90,000.00	BARCLAY		100.10	90,087.56	108.66	100.94	0.75	5.31
DTD 10/31/2022 5.340% 08/16/2027										

Managed Account Fair Market Value & Analytics

For the Month Ending **July 31, 2024**

CITY OF DORAL TRANSPORTATION - [REDACTED]

Security Type/Description	CUSIP	Par	Broker	Next Call Date	Market Price	Market Value	Unreal G/L On Cost	Unreal G/L Amort Cost	Effective Duration	YTM at Mkt
Asset-Backed Security										
MBART 2022-1 A3	58768PAC8	98,162.16	SMBC		99.96	98,126.80	(15.94)	(22.89)	0.71	5.22
DTD 11/22/2022 5.210% 08/16/2027										
BACCT 2022-A1 A1	05522RDE5	30,000.00	MERRILL		98.59	29,576.94	(421.19)	(421.92)	0.83	3.99
DTD 06/16/2022 3.530% 11/15/2027										
HAROT 2023-2 A3	437927AC0	40,000.00	BARCLAY		99.95	39,981.72	(11.80)	(13.51)	1.36	4.95
DTD 05/30/2023 4.930% 11/15/2027										
FORDO 2023-A A3	344928AD8	30,000.00	BNP_PAR		99.57	29,871.09	(125.78)	(126.64)	1.18	4.78
DTD 03/31/2023 4.650% 02/15/2028										
TAOT 2023-B A3	891941AD8	45,000.00	RBC		99.51	44,777.51	(219.97)	(220.61)	1.33	4.86
DTD 05/23/2023 4.710% 02/15/2028										
BAAT 2023-1A A3	06428AAC2	45,000.00	MERRILL		100.69	45,310.31	312.02	311.64	1.34	5.32
DTD 07/31/2023 5.530% 02/15/2028										
GMCAR 2023-2 A3	362583AD8	30,000.00	MERRILL		99.33	29,798.02	(201.16)	(201.38)	1.17	4.68
DTD 04/12/2023 4.470% 02/16/2028										
BMWOT 2023-A A3	05592XAD2	20,000.00	TD		100.65	20,130.14	133.68	132.88	1.30	5.27
DTD 07/18/2023 5.470% 02/25/2028										
NAROT 2023-B A3	65480MAD5	25,000.00	MIZUHO		101.51	25,376.88	381.95	381.15	1.50	5.47
DTD 10/25/2023 5.930% 03/15/2028										
HART 2023-B A3	44933XAD9	25,000.00	BARCLAY		100.57	25,143.68	144.76	144.52	1.41	5.31
DTD 07/19/2023 5.480% 04/17/2028										
USAOT 2023-A A3	90291VAC4	80,000.00	JPM_CHA		100.43	80,344.74	358.74	356.37	1.16	5.45
DTD 09/15/2023 5.580% 05/15/2028										
ALLYA 2023-1 A3	02007WAC2	120,000.00	MITSU		100.49	120,589.84	1,452.34	1,307.12	1.31	5.32
DTD 07/19/2023 5.460% 05/15/2028										
BAAT 2023-2A A3	06054YAC1	90,000.00	MERRILL		101.31	91,181.07	1,182.70	1,182.48	1.58	5.36
DTD 11/21/2023 5.740% 06/15/2028										
HAROT 2023-4 A3	438123AC5	20,000.00	JPM_CHA		101.40	20,279.61	283.13	282.63	1.70	5.27
DTD 11/08/2023 5.670% 06/21/2028										
TAOT 2023-D A3	89239FAD4	25,000.00	JPM_CHA		101.42	25,356.11	358.80	358.44	1.81	5.15
DTD 11/14/2023 5.540% 08/15/2028										
FITAT 2023-1 A3	31680EAD3	70,000.00	JPM_CHA		100.70	70,490.21	494.55	493.73	1.53	5.34
DTD 08/23/2023 5.530% 08/15/2028										
HAROT 2024-1 A3	437918AC9	70,000.00	MITSU		100.63	70,442.06	445.10	444.83	1.79	5.04
DTD 02/21/2024 5.210% 08/15/2028										

Managed Account Fair Market Value & Analytics

For the Month Ending **July 31, 2024**

CITY OF DORAL TRANSPORTATION - [REDACTED]

Security Type/Description	Dated Date/Coupon/Maturity	CUSIP	Par	Broker	Next Call Date	Market Price	Market Value	Unreal G/L On Cost	Unreal G/L Amort Cost	Effective Duration	YTM at Mkt
Asset-Backed Security											
CHAIT 2023-A1 A		161571HT4	100,000.00	JPM_CHA		100.96	100,959.25	986.97	982.60	1.96	4.90
DTD 09/15/2023 5.160% 09/15/2028											
AMXCA 2023-3 A		02582JKD1	100,000.00	CITIGRP		101.18	101,180.11	1,184.58	1,183.88	1.96	4.91
DTD 09/19/2023 5.230% 09/15/2028											
TAOT 2024-A A3		89238DAD0	25,000.00	MERRILL		100.10	25,025.46	30.46	29.98	1.85	4.80
DTD 01/30/2024 4.830% 10/16/2028											
HART 2023-C A3		44918CAD4	35,000.00	BNP_PAR		101.15	35,403.37	407.97	407.38	1.80	5.23
DTD 11/13/2023 5.540% 10/16/2028											
JDOT 2024-A A3		47800RAD5	20,000.00	CITIGRP		100.52	20,103.17	104.29	104.21	2.08	4.83
DTD 03/19/2024 4.960% 11/15/2028											
MBART 2023-2 A3		58769FAC9	35,000.00	MERRILL		102.00	35,700.10	703.09	702.69	1.60	5.43
DTD 10/25/2023 5.950% 11/15/2028											
GMCAR 2024-1 A3		36268GAD7	10,000.00	BARCLAY		99.87	9,987.47	(10.52)	(10.72)	1.90	4.88
DTD 01/17/2024 4.850% 12/18/2028											
JDOT 2024-B A3		47786WAD2	40,000.00	RBC		101.27	40,509.71	517.53	517.35	2.27	4.89
DTD 06/18/2024 5.200% 03/15/2029											
HART 2024-B A3		44934QAD3	40,000.00	CITIGRP		100.02	40,009.20	15.24	15.22	2.18	4.83
DTD 07/24/2024 4.840% 03/15/2029											
TAOT 2024-C A3		89237OAD2	50,000.00	MITSU		100.39	50,197.40	197.43	197.43	2.24	4.78
DTD 07/30/2024 4.880% 03/15/2029											
WOART 2024-A A3		98164RAD8	60,000.00	MIZUHO		100.16	60,096.76	104.67	104.02	2.09	4.82
DTD 02/14/2024 4.860% 03/15/2029											
CHAOT 2024-1A A3		16144BAC2	25,000.00	JPM_CHA		100.45	25,112.37	114.03	113.93	2.08	5.02
DTD 03/27/2024 5.130% 05/25/2029											
CNH 2024-A A3		18978FAC0	25,000.00	MERRILL		99.99	24,997.87	3.78	3.27	1.95	4.77
DTD 01/24/2024 4.770% 06/15/2029											
Security Type Sub-Total			2,258,307.93				2,256,539.31	(641.33)	(863.39)	1.26	4.68
Managed Account Sub-Total			12,194,202.36				12,188,992.12	19,195.24	13,383.18	1.77	4.46

Managed Account Fair Market Value & Analytics

For the Month Ending **July 31, 2024**

CITY OF DORAL TRANSPORTATION - [REDACTED]

Securities Sub-Total	\$12,194,202.36	\$12,188,992.12	\$19,195.24	\$13,383.18	1.77	4.46%
Accrued Interest		\$101,675.92				
Total Investments		\$12,290,668.04				

Bolded items are forward settling trades.

Managed Account Security Transactions & Interest

For the Month Ending **July 31, 2024**

CITY OF DORAL TRANSPORTATION - [REDACTED]

Transaction Type		Security Description	CUSIP	Par	Principal Proceeds	Accrued Interest	Total	Realized G/L Cost	Realized G/L Amort Cost	Sale Method
Trade	Settle									
BUY										
07/01/24	07/02/24	US TREASURY N/B NOTES DTD 06/15/2024 4.625% 06/15/2027	91282CKV2	340,000.00	(340,278.91)	(730.40)	(341,009.31)			
07/15/24	07/22/24	BANK OF NY MELLON CORP CORPORATE NOTES (DTD 07/22/2024 4.890% 07/21/2028	06406RBX4	80,000.00	(80,000.00)	0.00	(80,000.00)			
07/15/24	07/22/24	JPMORGAN CHASE & CO CORPORATE NOTES (CAL DTD 07/22/2024 4.979% 07/22/2028	46647PEL6	60,000.00	(60,000.00)	0.00	(60,000.00)			
07/16/24	07/24/24	HART 2024-B A3 DTD 07/24/2024 4.840% 03/15/2029	44934OAD3	40,000.00	(39,993.96)	0.00	(39,993.96)			
07/17/24	07/26/24	BLACKROCK FUNDING INC CORPORATE NOTES (C DTD 07/26/2024 4.600% 07/26/2027	09290DAH4	55,000.00	(54,998.35)	0.00	(54,998.35)			
07/18/24	07/23/24	PNC FINANCIAL SERVICES CORP NOTES (CALLA DTD 07/23/2024 5.102% 07/23/2027	693475BY0	60,000.00	(60,000.00)	0.00	(60,000.00)			
07/23/24	07/30/24	TAOT 2024-C A3 DTD 07/30/2024 4.880% 03/15/2029	89237QAD2	50,000.00	(49,999.97)	0.00	(49,999.97)			
07/29/24	08/01/24	HONEYWELL INTERNATIONAL CORPORATE NOTES DTD 08/01/2024 4.650% 07/30/2027	438516CX2	55,000.00	(54,998.35)	0.00	(54,998.35)			
Transaction Type Sub-Total				740,000.00	(740,269.54)	(730.40)	(740,999.94)			

INTEREST										
07/01/24	07/01/24	Government National Mortgage Association DTD 09/30/2014 3.000% 09/01/2064	38375UPV6	7,085.06	0.00	17.71	17.71			
07/01/24	07/01/24	MONEY MARKET FUND	MONEY0002	0.00	0.00	345.78	345.78			
07/01/24	07/01/24	Government National Mortgage Association DTD 07/30/2019 2.500% 01/01/2069	38380LXE8	14,672.55	0.00	30.57	30.57			

Managed Account Security Transactions & Interest

For the Month Ending **July 31, 2024**

CITY OF DORAL TRANSPORTATION - [REDACTED]

Transaction Type		Security Description	CUSIP	Par	Principal Proceeds	Accrued Interest	Total	Realized G/L Cost	Realized G/L Amort Cost	Sale Method
Trade	Settle									
INTEREST										
07/01/24	07/01/24	Government National Mortgage Association DTD 01/30/2020 2.250% 12/01/2069	38380LV67	17,701.69	0.00	33.19	33.19			
07/01/24	07/25/24	FN BM4614 DTD 10/01/2018 3.000% 03/01/2033	3140J9DU2	9,767.94	0.00	24.42	24.42			
07/01/24	07/25/24	FHMS K058 A1 DTD 11/09/2016 2.340% 07/01/2026	3137BSP64	48,250.92	0.00	94.09	94.09			
07/01/24	07/25/24	FANNIE MAE POOL FM4174 DTD 09/01/2020 3.000% 11/01/2032	3140X7T82	15,929.97	0.00	39.82	39.82			
07/01/24	07/25/24	FHMS K082 A1 DTD 10/31/2018 3.920% 05/01/2028	3137FJKD0	59,075.30	0.00	192.98	192.98			
07/01/24	07/25/24	FHMS K736 A2 DTD 09/01/2019 2.282% 07/01/2026	3137FNWX4	65,000.00	0.00	123.61	123.61			
07/06/24	07/06/24	CATERPILLAR FINL SERVICE CORPORATE NOTES DTD 01/06/2023 4.800% 01/06/2026	14913R3B1	85,000.00	0.00	2,040.00	2,040.00			
07/07/24	07/07/24	AMERICAN HONDA FINANCE CORPORATE NOTES DTD 07/07/2023 5.250% 07/07/2026	02665WEK3	85,000.00	0.00	2,231.25	2,231.25			
07/10/24	07/10/24	PRINCIPAL LFE GLB FND II NOTES DTD 01/11/2022 1.375% 01/10/2025	74256LET2	55,000.00	0.00	378.13	378.13			
07/14/24	07/14/24	NEW YORK LIFE GLOBAL FDG NOTES DTD 01/14/2022 1.450% 01/14/2025	64952WEK5	55,000.00	0.00	398.75	398.75			
07/15/24	07/15/24	ALLYA 2023-1 A3 DTD 07/19/2023 5.460% 05/15/2028	02007WAC2	120,000.00	0.00	546.00	546.00			
07/15/24	07/15/24	US TREASURY N/B NOTES DTD 01/15/2024 4.000% 01/15/2027	91282CJT9	405,000.00	0.00	8,100.00	8,100.00			
07/15/24	07/15/24	TAOT 2023-B A3 DTD 05/23/2023 4.710% 02/15/2028	891941AD8	45,000.00	0.00	176.63	176.63			
07/15/24	07/15/24	NAROT 2023-B A3 DTD 10/25/2023 5.930% 03/15/2028	65480MAD5	25,000.00	0.00	123.54	123.54			
07/15/24	07/15/24	CARMX 2021-1 A3 DTD 01/27/2021 0.340% 12/15/2025	14316NAC3	3,856.59	0.00	1.09	1.09			

Managed Account Security Transactions & Interest

For the Month Ending **July 31, 2024**

CITY OF DORAL TRANSPORTATION - [REDACTED]

Transaction Type		Security Description	CUSIP	Par	Principal Proceeds	Accrued Interest	Total	Realized G/L Cost	Realized G/L Amort Cost	Sale Method
Trade	Settle									
INTEREST										
07/15/24	07/15/24	DCENT 2022-A2 A DTD 05/26/2022 3.320% 05/17/2027	254683CS2	80,000.00	0.00	221.33	221.33			
07/15/24	07/15/24	TAOT 2023-D A3 DTD 11/14/2023 5.540% 08/15/2028	89239FAD4	25,000.00	0.00	115.42	115.42			
07/15/24	07/15/24	COMET 2022-A2 A DTD 06/14/2022 3.490% 05/15/2027	14041NGA3	80,000.00	0.00	232.67	232.67			
07/15/24	07/15/24	HART 2023-C A3 DTD 11/13/2023 5.540% 10/16/2028	44918CAD4	35,000.00	0.00	161.58	161.58			
07/15/24	07/15/24	HDMOT 2022-A A3 DTD 04/20/2022 3.060% 02/15/2027	41284YAD8	24,916.43	0.00	63.54	63.54			
07/15/24	07/15/24	COPAR 2022-1 A3 DTD 05/04/2022 3.170% 04/15/2027	14043QAC6	29,069.55	0.00	76.79	76.79			
07/15/24	07/15/24	CARMX 2022-4 A3 DTD 10/31/2022 5.340% 08/16/2027	14318UAD3	90,000.00	0.00	400.50	400.50			
07/15/24	07/15/24	CARMX 2021-3 A3 DTD 07/28/2021 0.550% 06/15/2026	14317DAC4	10,438.22	0.00	4.78	4.78			
07/15/24	07/15/24	HART 2022-A A3 DTD 03/16/2022 2.220% 10/15/2026	448977AD0	40,855.29	0.00	75.58	75.58			
07/15/24	07/15/24	CNH 2024-A A3 DTD 01/24/2024 4.770% 06/15/2029	18978FAC0	25,000.00	0.00	99.38	99.38			
07/15/24	07/15/24	DCENT 2022-A3 A3 DTD 08/09/2022 3.560% 07/15/2027	254683CW3	75,000.00	0.00	222.50	222.50			
07/15/24	07/15/24	USAOT 2023-A A3 DTD 09/15/2023 5.580% 05/15/2028	90291VAC4	80,000.00	0.00	372.00	372.00			
07/15/24	07/15/24	CHAIT 2023-A1 A DTD 09/15/2023 5.160% 09/15/2028	161571HT4	100,000.00	0.00	430.00	430.00			
07/15/24	07/15/24	HAROT 2024-1 A3 DTD 02/21/2024 5.210% 08/15/2028	437918AC9	70,000.00	0.00	303.92	303.92			
07/15/24	07/15/24	JDOT 2024-A A3 DTD 03/19/2024 4.960% 11/15/2028	47800RAD5	20,000.00	0.00	82.67	82.67			
07/15/24	07/15/24	CARMX 2022-2 A3 DTD 04/28/2022 3.490% 02/16/2027	14317HAC5	30,653.26	0.00	89.15	89.15			
07/15/24	07/15/24	ALLYA 2022-1 A3 DTD 05/18/2022 3.310% 11/15/2026	02008JAC0	46,638.36	0.00	128.64	128.64			

Managed Account Security Transactions & Interest

For the Month Ending **July 31, 2024**

CITY OF DORAL TRANSPORTATION - [REDACTED]

Transaction Type		Security Description	CUSIP	Par	Principal Proceeds	Accrued Interest	Total	Realized G/L Cost	Realized G/L Amort Cost	Sale Method
Trade	Settle									
INTEREST										
07/15/24	07/15/24	CARMX 2021-4 A3 DTD 09/22/2021 0.560% 09/15/2026	14317JAD9	8,703.69	0.00	4.06	4.06			
07/15/24	07/15/24	CNH 2022-A A3 DTD 03/31/2022 2.940% 07/15/2027	12660DAC1	30,433.46	0.00	74.56	74.56			
07/15/24	07/15/24	MBART 2023-2 A3 DTD 10/25/2023 5.950% 11/15/2028	58769FAC9	35,000.00	0.00	173.54	173.54			
07/15/24	07/15/24	FORDO 2023-A A3 DTD 03/31/2023 4.650% 02/15/2028	344928AD8	30,000.00	0.00	116.25	116.25			
07/15/24	07/15/24	BAAT 2023-2A A3 DTD 11/21/2023 5.740% 06/15/2028	06054YAC1	90,000.00	0.00	430.50	430.50			
07/15/24	07/15/24	FITAT 2023-1 A3 DTD 08/23/2023 5.530% 08/15/2028	31680EAD3	70,000.00	0.00	322.58	322.58			
07/15/24	07/15/24	FORDO 2022-A A3 DTD 01/24/2022 1.290% 06/15/2026	345286AC2	13,541.69	0.00	14.56	14.56			
07/15/24	07/15/24	HAROT 2023-2 A3 DTD 05/30/2023 4.930% 11/15/2027	437927AC0	40,000.00	0.00	164.33	164.33			
07/15/24	07/15/24	AMXCA 2023-3 A DTD 09/19/2023 5.230% 09/15/2028	02582JKD1	100,000.00	0.00	435.83	435.83			
07/15/24	07/15/24	TAOT 2024-A A3 DTD 01/30/2024 4.830% 10/16/2028	89238DAD0	25,000.00	0.00	100.63	100.63			
07/15/24	07/15/24	BAAT 2023-1A A3 DTD 07/31/2023 5.530% 02/15/2028	06428AAC2	45,000.00	0.00	207.38	207.38			
07/15/24	07/15/24	MBART 2022-1 A3 DTD 11/22/2022 5.210% 08/16/2027	58768PAC8	100,000.00	0.00	434.17	434.17			
07/15/24	07/15/24	HART 2023-B A3 DTD 07/19/2023 5.480% 04/17/2028	44933XAD9	25,000.00	0.00	114.17	114.17			
07/15/24	07/15/24	JDOT 2024-B A3 DTD 06/18/2024 5.200% 03/15/2029	47786WAD2	40,000.00	0.00	156.00	156.00			
07/15/24	07/15/24	DTRT 2022-1 A3 DTD 10/19/2022 5.230% 02/17/2026	233869AC0	38,037.89	0.00	165.78	165.78			
07/15/24	07/15/24	JDOT 2022-C A3 DTD 10/19/2022 5.090% 06/15/2027	47800BAC2	70,000.00	0.00	296.92	296.92			
07/15/24	07/15/24	COPAR 2022-2 A3 DTD 08/10/2022 3.660% 05/17/2027	14043GAD6	35,000.00	0.00	106.75	106.75			

Managed Account Security Transactions & Interest

For the Month Ending **July 31, 2024**

CITY OF DORAL TRANSPORTATION - [REDACTED]											
Transaction Type	Trade	Settle	Security Description	CUSIP	Par	Principal Proceeds	Accrued Interest	Total	Realized G/L Cost	Realized G/L Amort Cost	Sale Method
INTEREST											
	07/15/24	07/15/24	CNH 2021-C A3 DTD 10/27/2021 0.810% 12/15/2026	12598LAC0	8,032.89	0.00	5.42	5.42			
	07/15/24	07/15/24	WOART 2024-A A3 DTD 02/14/2024 4.860% 03/15/2029	98164RAD8	60,000.00	0.00	243.00	243.00			
	07/15/24	07/15/24	US TREASURY NOTES DTD 01/15/2023 3.875% 01/15/2026	91282CGE5	370,000.00	0.00	7,168.75	7,168.75			
	07/15/24	07/15/24	TAOT 2022-C A3 DTD 08/16/2022 3.760% 04/15/2027	89231CAD9	25,000.00	0.00	78.33	78.33			
	07/15/24	07/15/24	JDOT 2022-A A3 DTD 03/16/2022 2.320% 09/16/2026	47787JAC2	24,987.18	0.00	48.31	48.31			
	07/15/24	07/15/24	US TREASURY NOTES DTD 07/15/2023 4.500% 07/15/2026	91282CHM6	455,000.00	0.00	10,237.50	10,237.50			
	07/15/24	07/15/24	BACCT 2022-A1 A1 DTD 06/16/2022 3.530% 11/15/2027	05522RDE5	30,000.00	0.00	88.25	88.25			
	07/15/24	07/15/24	HAROT 2022-1 A3 DTD 02/23/2022 1.880% 05/15/2026	43815BAC4	34,055.62	0.00	53.35	53.35			
	07/16/24	07/16/24	PRINCIPAL LFE GLB FND II NOTES DTD 01/16/2024 5.000% 01/16/2027	74256LEX3	35,000.00	0.00	875.00	875.00			
	07/16/24	07/16/24	GMCAR 2022-1 A3 DTD 01/19/2022 1.260% 11/16/2026	380146AC4	13,395.37	0.00	14.07	14.07			
	07/16/24	07/16/24	GMCAR 2023-2 A3 DTD 04/12/2023 4.470% 02/16/2028	362583AD8	30,000.00	0.00	111.75	111.75			
	07/16/24	07/16/24	GMCAR 2022-2 A3 DTD 04/13/2022 3.100% 02/16/2027	362585AC5	22,496.13	0.00	58.12	58.12			
	07/16/24	07/16/24	GMCAR 2024-1 A3 DTD 01/17/2024 4.850% 12/18/2028	36268GAD7	10,000.00	0.00	40.42	40.42			
	07/18/24	07/18/24	HAROT 2021-3 A3 DTD 08/25/2021 0.410% 11/18/2025	43815EAC8	4,952.92	0.00	1.69	1.69			
	07/21/24	07/21/24	HAROT 2023-4 A3 DTD 11/08/2023 5.670% 06/21/2028	438123AC5	20,000.00	0.00	94.50	94.50			
	07/21/24	07/21/24	HAROT 2021-4 A3 DTD 11/24/2021 0.880% 01/21/2026	43815GAC3	5,993.61	0.00	4.40	4.40			
	07/23/24	07/23/24	MORGAN STANLEY CORP NOTES DTD 07/23/2015 4.000% 07/23/2025	6174468C6	55,000.00	0.00	1,100.00	1,100.00			

Managed Account Security Transactions & Interest

For the Month Ending **July 31, 2024**

CITY OF DORAL TRANSPORTATION - [REDACTED]

Transaction Type	Trade	Settle	Security Description	CUSIP	Par	Principal Proceeds	Accrued Interest	Total	Realized G/L Cost	Realized G/L Amort Cost	Sale Method
INTEREST											
	07/25/24	07/25/24	BMWOT 2022-A A3 DTD 05/18/2022 3.210% 08/25/2026	05602RAD3	18,666.53	0.00	49.93	49.93			
	07/25/24	07/25/24	BMWOT 2023-A A3 DTD 07/18/2023 5.470% 02/25/2028	05592XAD2	20,000.00	0.00	91.17	91.17			
	07/25/24	07/25/24	CHAOT 2024-1A A3 DTD 03/27/2024 5.130% 05/25/2029	16144BAC2	25,000.00	0.00	106.88	106.88			

Transaction Type Sub-Total					4,042,208.11	0.00	41,766.86	41,766.86			
-----------------------------------	--	--	--	--	---------------------	-------------	------------------	------------------	--	--	--

PAYDOWNS

	07/01/24	07/01/24	Government National Mortgage Association DTD 01/30/2020 2.250% 12/01/2069	38380LV67	529.45	529.45	0.00	529.45	(2.30)	0.00	
	07/01/24	07/01/24	Government National Mortgage Association DTD 09/30/2014 3.000% 09/01/2064	38375UPV6	1,786.44	1,786.44	0.00	1,786.44	(110.20)	0.00	
	07/01/24	07/01/24	Government National Mortgage Association DTD 07/30/2019 2.500% 01/01/2069	38380LXE8	782.20	782.20	0.00	782.20	(3.82)	0.00	
	07/01/24	07/25/24	FN BM4614 DTD 10/01/2018 3.000% 03/01/2033	3140J9DU2	207.84	207.84	0.00	207.84	(13.64)	0.00	
	07/01/24	07/25/24	FHMS K058 A1 DTD 11/09/2016 2.340% 07/01/2026	3137BSP64	1,643.91	1,643.91	0.00	1,643.91	84.25	0.00	
	07/01/24	07/25/24	FANNIE MAE POOL FM4174 DTD 09/01/2020 3.000% 11/01/2032	3140X7T82	655.30	655.30	0.00	655.30	(39.62)	0.00	
	07/01/24	07/25/24	FHMS K082 A1 DTD 10/31/2018 3.920% 05/01/2028	3137FJKD0	983.86	983.86	0.00	983.86	32.13	0.00	
	07/15/24	07/15/24	CARMX 2021-1 A3 DTD 01/27/2021 0.340% 12/15/2025	14316NAC3	1,505.33	1,505.33	0.00	1,505.33	0.30	0.00	
	07/15/24	07/15/24	JDOT 2022-A A3 DTD 03/16/2022 2.320% 09/16/2026	47787JAC2	1,844.58	1,844.58	0.00	1,844.58	0.41	0.00	
	07/15/24	07/15/24	MBART 2022-1 A3 DTD 11/22/2022 5.210% 08/16/2027	58768PAC8	1,837.84	1,837.84	0.00	1,837.84	0.36	0.00	
	07/15/24	07/15/24	ALLYA 2022-1 A3 DTD 05/18/2022 3.310% 11/15/2026	02008JAC0	3,726.31	3,726.31	0.00	3,726.31	0.72	0.00	

Managed Account Security Transactions & Interest

For the Month Ending **July 31, 2024**

CITY OF DORAL TRANSPORTATION - [REDACTED]

Transaction Type		Security Description	CUSIP	Par	Principal Proceeds	Accrued Interest	Total	Realized G/L Cost	Realized G/L Amort Cost	Sale Method
Trade	Settle									
PAYDOWNS										
07/15/24	07/15/24	COPAR 2022-1 A3 DTD 05/04/2022 3.170% 04/15/2027	14043QAC6	1,780.49	1,780.49	0.00	1,780.49	0.39	0.00	
07/15/24	07/15/24	HDMOT 2022-A A3 DTD 04/20/2022 3.060% 02/15/2027	41284YAD8	2,169.69	2,169.69	0.00	2,169.69	0.36	0.00	
07/15/24	07/15/24	TAOT 2022-C A3 DTD 08/16/2022 3.760% 04/15/2027	89231CAD9	261.91	261.91	0.00	261.91	0.04	0.00	
07/15/24	07/15/24	CARMX 2021-3 A3 DTD 07/28/2021 0.550% 06/15/2026	14317DAC4	1,042.21	1,042.21	0.00	1,042.21	0.17	0.00	
07/15/24	07/15/24	CNH 2022-A A3 DTD 03/31/2022 2.940% 07/15/2027	12660DAC1	690.19	690.19	0.00	690.19	0.05	0.00	
07/15/24	07/15/24	COPAR 2022-2 A3 DTD 08/10/2022 3.660% 05/17/2027	14043GAD6	1,252.82	1,252.82	0.00	1,252.82	0.09	0.00	
07/15/24	07/15/24	CARMX 2022-2 A3 DTD 04/28/2022 3.490% 02/16/2027	14317HAC5	2,047.27	2,047.27	0.00	2,047.27	0.31	0.00	
07/15/24	07/15/24	HART 2022-A A3 DTD 03/16/2022 2.220% 10/15/2026	448977AD0	3,404.70	3,404.70	0.00	3,404.70	0.13	0.00	
07/15/24	07/15/24	CARMX 2021-4 A3 DTD 09/22/2021 0.560% 09/15/2026	14317JAD9	760.08	760.08	0.00	760.08	0.09	0.00	
07/15/24	07/15/24	FORDO 2022-A A3 DTD 01/24/2022 1.290% 06/15/2026	345286AC2	1,248.18	1,248.18	0.00	1,248.18	0.15	0.00	
07/15/24	07/15/24	CNH 2021-C A3 DTD 10/27/2021 0.810% 12/15/2026	12598LAC0	731.70	731.70	0.00	731.70	0.08	0.00	
07/15/24	07/15/24	DTRT 2022-1 A3 DTD 10/19/2022 5.230% 02/17/2026	233869AC0	3,696.26	3,696.26	0.00	3,696.26	0.25	0.00	
07/15/24	07/15/24	HAROT 2022-1 A3 DTD 02/23/2022 1.880% 05/15/2026	43815BAC4	2,890.23	2,890.23	0.00	2,890.23	0.43	0.00	
07/16/24	07/16/24	GMCAR 2022-2 A3 DTD 04/13/2022 3.100% 02/16/2027	362585AC5	1,476.74	1,476.74	0.00	1,476.74	0.31	0.00	
07/16/24	07/16/24	GMCAR 2022-1 A3 DTD 01/19/2022 1.260% 11/16/2026	380146AC4	1,128.42	1,128.42	0.00	1,128.42	0.10	0.00	
07/18/24	07/18/24	HAROT 2021-3 A3 DTD 08/25/2021 0.410% 11/18/2025	43815EAC8	752.01	752.01	0.00	752.01	0.01	0.00	
07/21/24	07/21/24	HAROT 2021-4 A3 DTD 11/24/2021 0.880% 01/21/2026	43815GAC3	634.58	634.58	0.00	634.58	0.13	0.00	

Managed Account Security Transactions & Interest

For the Month Ending **July 31, 2024**

CITY OF DORAL TRANSPORTATION - [REDACTED]

Transaction Type		Security Description	CUSIP	Par	Principal Proceeds	Accrued Interest	Total	Realized G/L Cost	Realized G/L Amort Cost	Sale Method
Trade	Settle									
PAYDOWNS										
07/25/24	07/25/24	BMWOT 2022-A A3 DTD 05/18/2022 3.210% 08/25/2026	05602RAD3	1,535.21	1,535.21	0.00	1,535.21	0.08	0.00	
Transaction Type Sub-Total				43,005.75	43,005.75	0.00	43,005.75	(48.24)	0.00	
SELL										
07/01/24	07/02/24	US TREASURY NOTES DTD 08/15/2022 3.125% 08/15/2025	91282CFE6	265,000.00	259,379.10	3,139.59	262,518.69	(2,525.78)	(4,442.22)	FIFO
07/15/24	07/16/24	JPMORGAN CHASE & CO CORP NOTES (CALLABLE DTD 02/24/2022 2.595% 02/24/2026	46647PCV6	85,000.00	83,526.95	870.05	84,397.00	(1,473.05)	(1,473.05)	FIFO
07/16/24	07/17/24	MICROSOFT CORP NOTES (CALLABLE) DTD 11/03/2015 3.125% 11/03/2025	594918BJ2	55,000.00	53,868.65	353.30	54,221.95	583.55	(328.92)	FIFO
07/18/24	07/19/24	PNC FINANCIAL SERVICES CORP NOTE (CALLAB DTD 10/28/2022 5.671% 10/28/2025	693475BH7	25,000.00	24,992.25	318.99	25,311.24	(7.75)	(7.75)	FIFO
07/18/24	07/23/24	US TREASURY NOTES DTD 09/15/2023 4.625% 09/15/2026	91282CHY0	60,000.00	60,248.44	980.30	61,228.74	677.34	567.04	FIFO
07/25/24	07/26/24	US TREASURY NOTES DTD 10/15/2022 4.250% 10/15/2025	91282CFP1	40,000.00	39,785.94	473.77	40,259.71	48.44	(105.25)	FIFO
07/30/24	07/31/24	US TREASURY NOTES DTD 10/15/2022 4.250% 10/15/2025	91282CFP1	45,000.00	44,762.70	559.12	45,321.82	58.01	(116.27)	FIFO
Transaction Type Sub-Total				575,000.00	566,564.03	6,695.12	573,259.15	(2,639.24)	(5,906.42)	
Managed Account Sub-Total					(130,699.76)	47,731.58	(82,968.18)	(2,687.48)	(5,906.42)	
Total Security Transactions					(130,699.76)	\$47,731.58	(\$82,968.18)	(\$2,687.48)	(\$5,906.42)	

Bolded items are forward settling trades.

Managed Account Summary Statement

For the Month Ending **July 31, 2024**

CITY OF DORAL GO BOND SERIES 2021 - [REDACTED]

Transaction Summary - Managed Account

Opening Market Value	\$0.00
Maturities/Calls	0.00
Principal Dispositions	0.00
Principal Acquisitions	0.00
Unsettled Trades	0.00
Change in Current Value	0.00
Closing Market Value	\$0.00

Cash Transactions Summary - Managed Account

Maturities/Calls	0.00
Sale Proceeds	0.00
Coupon/Interest/Dividend Income	1,806.45
Principal Payments	0.00
Security Purchases	0.00
Net Cash Contribution	0.00
Reconciling Transactions	0.00

Earnings Reconciliation (Cash Basis) - Managed Account

Interest/Dividends/Coupons Received	1,806.45
Less Purchased Interest Related to Interest/Coupons	0.00
Plus Net Realized Gains/Losses	0.00
Total Cash Basis Earnings	\$1,806.45

Cash Balance

Closing Cash Balance	\$424,680.23
-----------------------------	---------------------

Earnings Reconciliation (Accrual Basis)

	Total
Ending Amortized Value of Securities	0.00
Ending Accrued Interest	0.00
Plus Proceeds from Sales	0.00
Plus Proceeds of Maturities/Calls/Principal Payments	0.00
Plus Coupons/Dividends Received	1,806.45
Less Cost of New Purchases	0.00
Less Beginning Amortized Value of Securities	0.00
Less Beginning Accrued Interest	0.00

Total Accrual Basis Earnings	\$1,806.45
-------------------------------------	-------------------

Managed Account Security Transactions & Interest

For the Month Ending **July 31, 2024**

CITY OF DORAL GO BOND SERIES 2021 - [REDACTED]										
Transaction Type		Security Description	CUSIP	Par	Principal Proceeds	Accrued Interest	Total	Realized G/L Cost	Realized G/L Amort Cost	Sale Method
Trade	Settle									
INTEREST										
07/01/24	07/01/24	MONEY MARKET FUND	MONEY0002	0.00	0.00	1,806.45	1,806.45			
Transaction Type Sub-Total				0.00	0.00	1,806.45	1,806.45			
Managed Account Sub-Total					0.00	1,806.45	1,806.45			
Total Security Transactions					\$0.00	\$1,806.45	\$1,806.45			

FL Palm Consolidated Statement



ACCOUNT STATEMENT

City of Doral

For the Month Ending
July 31, 2024

Client Management Team

Richard Pengelly, CFA, CIMA, CTP

Managing Director
225 E. Robinson Street
Orlando, FL 32801
407-406-5766
pengellyr@pfmam.com

Kecia Vaughn

Key Account Manager
213 Market Street
Harrisburg, PA 17101-2141
800-572-1472
vaughnk@pfmam.com

Walker Maschke

Client Relations Team Lead - East Region
213 Market Street
Harrisburg, PA 17101-2141
1-877-495-8246
maschkew@pfmam.com

Contents

Cover/Disclosures
Summary Statement
Individual Accounts

Accounts included in Statement

(see inside cover for list of accounts)

Important Messages

FL PALM will be closed on 09/02/2024 for Labor Day.

CITY OF DORAL
SOLANGEL PEREZ
8401 NW 53RD TERRACE
DORAL, FL 33166

Online Access www.fl-palm.com

Customer Service 1-877-495-8246



ACCOUNT STATEMENT

City of Doral

For the Month Ending
July 31, 2024

Accounts included in Statement

██████████	Doral GO Bond Series 2021	██████████	City of Doral - General Fund
██████████	City of Doral - Park Impact Fee Fund	██████████	City of Doral - Police Impact Fee Fund
██████████	City of Doral - Stormwater Fund	██████████	City of Doral - Infrastructure Replacement Fund
██████████	OPEB Fund		



Important Disclosures

Important Disclosures

This statement is for general information purposes only and is not intended to provide specific advice or recommendations. PFM Asset Management LLC ("PFMAM") is an investment adviser registered with the U.S. Securities and Exchange Commission and a subsidiary of U.S. Bancorp Asset Management, Inc. ("USBAM"). USBAM is a subsidiary of U.S. Bank National Association ("U.S. Bank"). U.S. Bank is a separate entity and subsidiary of U.S. Bancorp. U.S. Bank is not responsible for and does not guarantee the products, services or performance of PFMAM. PFMAM maintains a written disclosure statement of our background and business experience. If you would like to receive a copy of our current disclosure statement, please contact Service Operations at the address below.

Proxy Voting PFMAM does not normally receive proxies to vote on behalf of its clients. However, it does on occasion receive consent requests. In the event a consent request is received the portfolio manager contacts the client and then proceeds according to their instructions. PFMAM's Proxy Voting Policy is available upon request by contacting Service Operations at the address below.

Questions About an Account PFMAM's monthly statement is intended to detail our investment advisory activity as well as the activity of any accounts held by clients in pools that are managed by PFMAM. The custodian bank maintains the control of assets and executes (i.e., settles) all investment transactions. The custodian statement is the official record of security and cash holdings and transactions. PFMAM recognizes that clients may use these reports to facilitate record keeping and that the custodian bank statement and the PFMAM statement should be reconciled and differences resolved. Many custodians use a settlement date basis which may result in the need to reconcile due to a timing difference.

Account Control PFMAM does not have the authority to withdraw funds from or deposit funds to the custodian outside the scope of services provided by PFMAM. Our clients retain responsibility for their internal accounting policies; implementing and enforcing internal controls and generating ledger entries or otherwise recording transactions.

Market Value Generally, PFMAM's market prices are derived from closing bid prices as of the last business day of the month as supplied by Refinitiv or Bloomberg. For certain short-term investments or where prices are not available from generally recognized sources the securities are priced using a yield-based matrix system to arrive at an estimated market value. Prices that fall between data points are interpolated. Non-negotiable FDIC-insured bank certificates of deposit are priced at par. Although PFMAM believes the prices to be reliable, the values of the securities may not represent the prices at which the securities could have been bought or sold. Explanation of the valuation methods for a registered investment company or local government investment program is contained in the appropriate fund offering documentation or information statement.

Amortized Cost The original cost of the principal of the security is adjusted for the amount of the periodic reduction of any discount or premium from the purchase date until the date of the report. Discount or premium with respect to short term securities (those with less than one year to maturity at time of issuance) is amortized on a straightline basis. Such discount or premium with respect to longer term securities is amortized using the constant yield basis.

Tax Reporting Cost data and realized gains / losses are provided for informational purposes only. Please review for accuracy and consult your tax advisor to determine the tax consequences of your security transactions. PFMAM does not report such information to the IRS or other taxing authorities and is not responsible for the accuracy of such information that may be required to be reported to federal, state or other taxing authorities.

Financial Situation In order to better serve you, PFMAM should be promptly notified of any material change in your investment objective or financial situation.

Callable Securities Securities subject to redemption prior to maturity may be redeemed in whole or in part before maturity, which could affect the yield represented.

Portfolio The securities in this portfolio, including shares of mutual funds, are not guaranteed or otherwise protected by PFMAM, the FDIC (except for certain non-negotiable certificates of deposit) or any government agency. Investment in securities involves risks, including the possible loss of the amount invested. Actual settlement values, accrued interest, and amortized cost amounts may vary for securities subject to an adjustable interest rate or subject to principal paydowns. Any changes to the values shown may be reflected within the next monthly statement's beginning values.

Rating Information provided for ratings is based upon a good faith inquiry of selected sources, but its accuracy and completeness cannot be guaranteed.

Shares of some local government investment programs and TERM funds are marketed through representatives of PFMAM's affiliate, PFM Fund Distributors, Inc. which is registered with the SEC as a broker/dealer and is a member of the Financial Industry Regulatory Authority ("FINRA") and the Municipal Securities Rulemaking Board ("MSRB"). You may reach the FINRA by calling the FINRA Hotline at 1-800-289-9999 or at the FINRA website address <https://www.finra.org/investors/investor-contacts>. A brochure describing the FINRA Regulation Public Disclosure Program is also available from FINRA upon request.

Key Terms and Definitions

Dividends on local government investment program funds consist of interest earned, plus any discount ratably amortized to the date of maturity, plus all realized gains and losses on the sale of securities prior to maturity, less ratably amortization of any premium and all accrued expenses to the fund. Dividends are accrued daily and may be paid either monthly or quarterly. The monthly earnings on this statement represent the estimated dividend accrued for the month for any program that distributes earnings on a quarterly basis. There is no guarantee that the estimated amount will be paid on the actual distribution date.

Current Yield is the net change, exclusive of capital changes and income other than investment income, in the value of a hypothetical fund account with a balance of one share over the seven-day base period including the statement date, expressed as a percentage of the value of one share (normally \$1.00 per share) at the beginning of the seven-day period. This resulting net change in account value is then annualized by multiplying it by

365 and dividing the result by 7. The yields quoted should not be considered a representation of the yield of the fund in the future, since the yield is not fixed. **Average maturity** represents the average maturity of all securities and investments of a portfolio, determined by multiplying the par or principal value of each security or investment by its maturity (days or years), summing the products, and dividing the sum by the total principal value of the portfolio. The stated maturity date of mortgage backed or callable securities are used in this statement. However the actual maturity of these securities could vary depending on the level or prepayments on the underlying mortgages or whether a callable security has or is still able to be called.

Monthly distribution yield represents the net change in the value of one share (normally \$1.00 per share) resulting from all dividends declared during the month by a fund expressed as a percentage of the value of one share at the beginning of the month. This resulting net change is then annualized by multiplying it by 365 and dividing it by the number of calendar days in the month.

YTM at Cost The yield to maturity at cost is the expected rate of return, based on the original cost, the annual interest receipts, maturity value and the time period from purchase date to maturity, stated as a percentage, on an annualized basis.

YTM at Market The yield to maturity at market is the rate of return, based on the current market value, the annual interest receipts, maturity value and the time period remaining until maturity, stated as a percentage, on an annualized basis.

Managed Account A portfolio of investments managed discretely by PFMAM according to the client's specific investment policy and requirements. The investments are directly owned by the client and held by the client's custodian.

Unsettled Trade A trade which has been executed however the final consummation of the security transaction and payment has not yet taken place.

Please review the detail pages of this statement carefully. If you think your statement is wrong, missing account information, or if you need more information about a transaction, please contact PFMAM within 60 days of receipt. If you have other concerns or questions regarding your account, or to request an updated copy of PFMAM's current disclosure statement, please contact a member of your client management team at PFMAM Service Operations at the address below.

PFM Asset Management LLC
Attn: Service Operations
213 Market Street
Harrisburg, PA 17101

NOT FDIC INSURED NO BANK GUARANTEE MAY LOSE VALUE

Consolidated Summary Statement

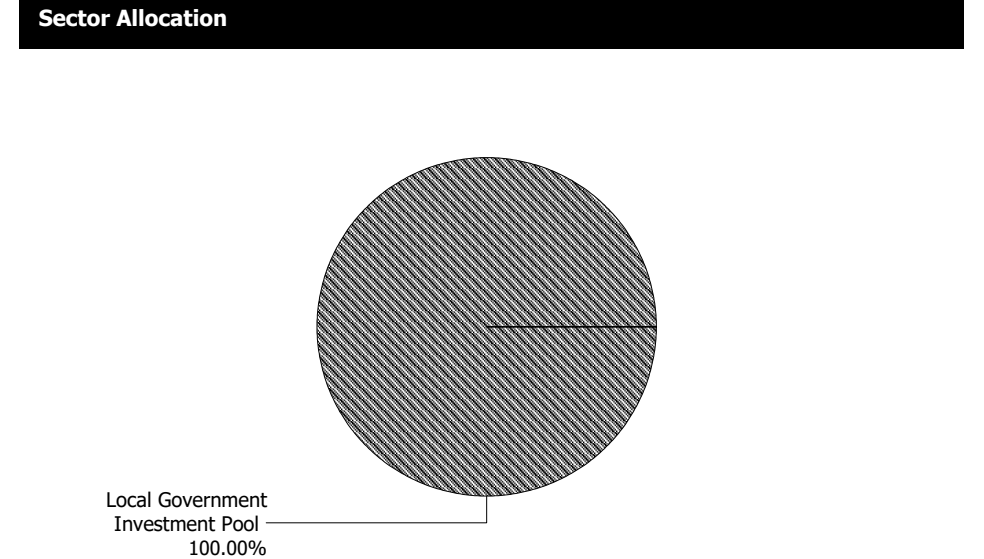
City of Doral

Portfolio Summary			
Portfolio Holdings	Cash Dividends and Income	Closing Market Value	Current Yield
FL PALM	139,080.25	30,509,730.36	5.40 %
Total	\$139,080.25	\$30,509,730.36	

Investment Allocation		
Investment Type	Closing Market Value	Percent
Local Government Investment Pool	30,509,730.36	100.00
Total	\$30,509,730.36	100.00%

Maturity Distribution (Fixed Income Holdings)		
Portfolio Holdings	Closing Market Value	Percent
Under 30 days	30,509,730.36	100.00
31 to 60 days	0.00	0.00
61 to 90 days	0.00	0.00
91 to 180 days	0.00	0.00
181 days to 1 year	0.00	0.00
1 to 2 years	0.00	0.00
2 to 3 years	0.00	0.00
3 to 4 years	0.00	0.00
4 to 5 years	0.00	0.00
Over 5 years	0.00	0.00
Total	\$30,509,730.36	100.00%

Weighted Average Days to Maturity 1





Consolidated Summary Statement

Account Statement
For the Month Ending **July 31, 2024**

City of Doral

Account Number	Account Name	Opening Market Value	Purchases / Deposits	Redemptions / Sales / Maturities	Unsettled Trades	Change in Value	Closing Market Value	Cash Dividends and Income
	Doral GO Bond Series 2021	13,666,722.88	62,585.79	0.00	0.00	0.00	13,729,308.67	62,585.79
	City of Doral - General Fund	6,555,901.90	30,022.29	0.00	0.00	0.00	6,585,924.19	30,022.29
	City of Doral - Park Impact Fee Fund	3,609,596.64	16,529.89	0.00	0.00	0.00	3,626,126.53	16,529.89
	City of Doral - Police Impact Fee Fund	623,579.17	2,855.64	0.00	0.00	0.00	626,434.81	2,855.64
	City of Doral - Stormwater Fund	143,243.95	655.98	0.00	0.00	0.00	143,899.93	655.98
	City of Doral - Infrastructure Replacement Fund	3,645,716.56	16,695.30	0.00	0.00	0.00	3,662,411.86	16,695.30
	OPEB Fund	2,125,889.01	9,735.36	0.00	0.00	0.00	2,135,624.37	9,735.36
Total		\$30,370,650.11	\$139,080.25	\$0.00	\$0.00	\$0.00	\$30,509,730.36	\$139,080.25

Account Statement - Transaction Summary

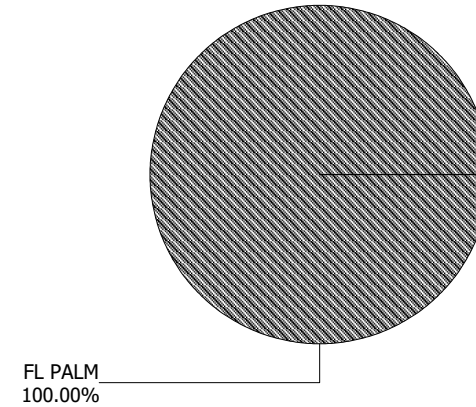
For the Month Ending **July 31, 2024**

City of Doral - Doral GO Bond Series 2021 - [REDACTED]

FL PALM	
Opening Market Value	13,666,722.88
Purchases	62,585.79
Redemptions	0.00
Unsettled Trades	0.00
Change in Value	0.00
Closing Market Value	\$13,729,308.67
Cash Dividends and Income	62,585.79

Asset Summary		
	July 31, 2024	June 30, 2024
FL PALM	13,729,308.67	13,666,722.88
Total	\$13,729,308.67	\$13,666,722.88

Asset Allocation





Account Statement

For the Month Ending **July 31, 2024**

City of Doral - Doral GO Bond Series 2021 - [REDACTED]

Trade Date	Settlement Date	Transaction Description	Share or Unit Price	Dollar Amount of Transaction	Total Shares Owned
FL PALM					
Opening Balance					13,666,722.88
07/31/24	08/01/24	Accrual Income Div Reinvestment - Distributions	1.00	62,585.79	13,729,308.67
Closing Balance					13,729,308.67

	Month of July	Fiscal YTD October-July		
Opening Balance	13,666,722.88	52,306,560.21	Closing Balance	13,729,308.67
Purchases	62,585.79	1,422,748.46	Average Monthly Balance	13,668,741.78
Redemptions (Excl. Checks)	0.00	(40,000,000.00)	Monthly Distribution Yield	5.39%
Check Disbursements	0.00	0.00		
Closing Balance	13,729,308.67	13,729,308.67		
Cash Dividends and Income	62,585.79	1,422,748.46		

Account Statement - Transaction Summary

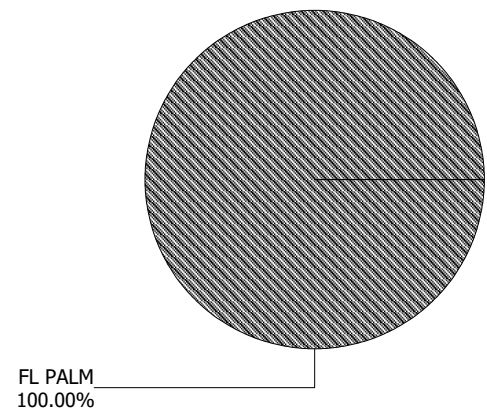
For the Month Ending **July 31, 2024**

City of Doral - City of Doral - General Fund - [REDACTED]

FL PALM	
Opening Market Value	6,555,901.90
Purchases	30,022.29
Redemptions	0.00
Unsettled Trades	0.00
Change in Value	0.00
Closing Market Value	\$6,585,924.19
Cash Dividends and Income	30,022.29

Asset Summary		
	July 31, 2024	June 30, 2024
FL PALM	6,585,924.19	6,555,901.90
Total	\$6,585,924.19	\$6,555,901.90

Asset Allocation





Account Statement

For the Month Ending **July 31, 2024**

City of Doral - City of Doral - General Fund - [REDACTED]

Trade Date	Settlement Date	Transaction Description	Share or Unit Price	Dollar Amount of Transaction	Total Shares Owned
FL PALM					
Opening Balance					6,555,901.90
07/31/24	08/01/24	Accrual Income Div Reinvestment - Distributions	1.00	30,022.29	6,585,924.19
Closing Balance					6,585,924.19

	Month of July	Fiscal YTD October-July
Opening Balance	6,555,901.90	6,292,974.29
Purchases	30,022.29	292,949.90
Redemptions (Excl. Checks)	0.00	0.00
Check Disbursements	0.00	0.00
Closing Balance	6,585,924.19	6,585,924.19
Cash Dividends and Income	30,022.29	292,949.90

Closing Balance	6,585,924.19
Average Monthly Balance	6,556,870.36
Monthly Distribution Yield	5.39%



Account Statement - Transaction Summary

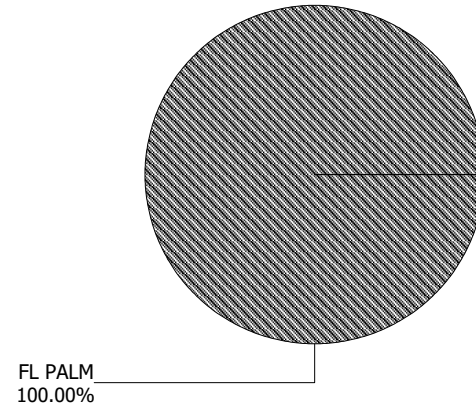
For the Month Ending **July 31, 2024**

City of Doral - City of Doral - Park Impact Fee Fund - [REDACTED]

FL PALM	
Opening Market Value	3,609,596.64
Purchases	16,529.89
Redemptions	0.00
Unsettled Trades	0.00
Change in Value	0.00
Closing Market Value	\$3,626,126.53
Cash Dividends and Income	16,529.89

Asset Summary		
	July 31, 2024	June 30, 2024
FL PALM	3,626,126.53	3,609,596.64
Total	\$3,626,126.53	\$3,609,596.64

Asset Allocation





Account Statement

For the Month Ending **July 31, 2024**

City of Doral - City of Doral - Park Impact Fee Fund - [REDACTED]

Trade Date	Settlement Date	Transaction Description	Share or Unit Price	Dollar Amount of Transaction	Total Shares Owned
FL PALM					
Opening Balance					3,609,596.64
07/31/24	08/01/24	Accrual Income Div Reinvestment - Distributions	1.00	16,529.89	3,626,126.53
Closing Balance					3,626,126.53

	Month of July	Fiscal YTD October-July
Opening Balance	3,609,596.64	3,464,832.01
Purchases	16,529.89	161,294.52
Redemptions (Excl. Checks)	0.00	0.00
Check Disbursements	0.00	0.00
Closing Balance	3,626,126.53	3,626,126.53
Cash Dividends and Income	16,529.89	161,294.52

Closing Balance	3,626,126.53
Average Monthly Balance	3,610,129.86
Monthly Distribution Yield	5.39%



Account Statement - Transaction Summary

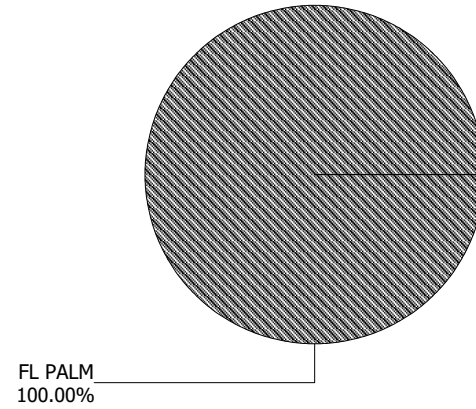
For the Month Ending **July 31, 2024**

City of Doral - City of Doral - Police Impact Fee Fund - [REDACTED]

FL PALM	
Opening Market Value	623,579.17
Purchases	2,855.64
Redemptions	0.00
Unsettled Trades	0.00
Change in Value	0.00
Closing Market Value	\$626,434.81
Cash Dividends and Income	2,855.64

Asset Summary		
	July 31, 2024	June 30, 2024
FL PALM	626,434.81	623,579.17
Total	\$626,434.81	\$623,579.17

Asset Allocation





Account Statement

For the Month Ending **July 31, 2024**

City of Doral - City of Doral - Police Impact Fee Fund - [REDACTED]

Trade Date	Settlement Date	Transaction Description	Share or Unit Price	Dollar Amount of Transaction	Total Shares Owned
FL PALM					
Opening Balance					623,579.17
07/31/24	08/01/24	Accrual Income Div Reinvestment - Distributions	1.00	2,855.64	626,434.81
Closing Balance					626,434.81

	Month of July	Fiscal YTD October-July
Opening Balance	623,579.17	598,570.22
Purchases	2,855.64	27,864.59
Redemptions (Excl. Checks)	0.00	0.00
Check Disbursements	0.00	0.00
Closing Balance	626,434.81	626,434.81
Cash Dividends and Income	2,855.64	27,864.59

Closing Balance	626,434.81
Average Monthly Balance	623,671.29
Monthly Distribution Yield	5.39%

Account Statement - Transaction Summary

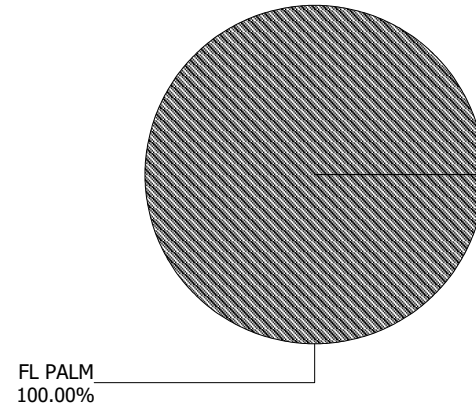
For the Month Ending **July 31, 2024**

City of Doral - City of Doral - Stormwater Fund - [REDACTED]

FL PALM	
Opening Market Value	143,243.95
Purchases	655.98
Redemptions	0.00
Unsettled Trades	0.00
Change in Value	0.00
Closing Market Value	\$143,899.93
Cash Dividends and Income	655.98

Asset Summary		
	July 31, 2024	June 30, 2024
FL PALM	143,899.93	143,243.95
Total	\$143,899.93	\$143,243.95

Asset Allocation





Account Statement

For the Month Ending **July 31, 2024**

City of Doral - City of Doral - Stormwater Fund - [REDACTED]

Trade Date	Settlement Date	Transaction Description	Share or Unit Price	Dollar Amount of Transaction	Total Shares Owned
FL PALM					
Opening Balance					143,243.95
07/31/24	08/01/24	Accrual Income Div Reinvestment - Distributions	1.00	655.98	143,899.93
Closing Balance					143,899.93

	Month of July	Fiscal YTD October-July		
Opening Balance	143,243.95	137,499.09	Closing Balance	143,899.93
Purchases	655.98	6,400.84	Average Monthly Balance	143,265.11
Redemptions (Excl. Checks)	0.00	0.00	Monthly Distribution Yield	5.39%
Check Disbursements	0.00	0.00		
Closing Balance	143,899.93	143,899.93		
Cash Dividends and Income	655.98	6,400.84		



Account Statement - Transaction Summary

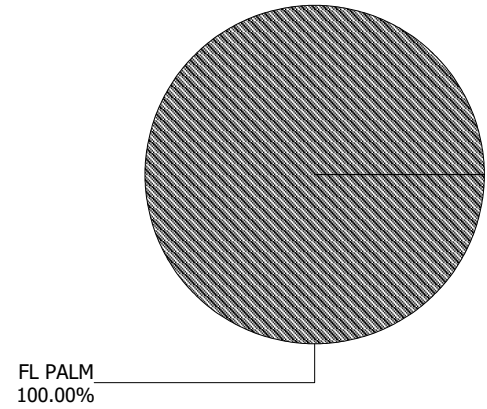
For the Month Ending **July 31, 2024**

City of Doral - City of Doral - Infrastructure Replacement Fund - [REDACTED]

FL PALM	
Opening Market Value	3,645,716.56
Purchases	16,695.30
Redemptions	0.00
Unsettled Trades	0.00
Change in Value	0.00
Closing Market Value	\$3,662,411.86
Cash Dividends and Income	16,695.30

Asset Summary		
	July 31, 2024	June 30, 2024
FL PALM	3,662,411.86	3,645,716.56
Total	\$3,662,411.86	\$3,645,716.56

Asset Allocation	
FL PALM	100.00%





Account Statement

For the Month Ending **July 31, 2024**

City of Doral - City of Doral - Infrastructure Replacement Fund - [REDACTED]

Trade Date	Settlement Date	Transaction Description	Share or Unit Price	Dollar Amount of Transaction	Total Shares Owned
FL PALM					
Opening Balance					3,645,716.56
07/31/24	08/01/24	Accrual Income Div Reinvestment - Distributions	1.00	16,695.30	3,662,411.86
Closing Balance					3,662,411.86

	Month of July	Fiscal YTD October-July		
Opening Balance	3,645,716.56	3,499,503.33	Closing Balance	3,662,411.86
Purchases	16,695.30	162,908.53	Average Monthly Balance	3,646,255.12
Redemptions (Excl. Checks)	0.00	0.00	Monthly Distribution Yield	5.39%
Check Disbursements	0.00	0.00		
Closing Balance	3,662,411.86	3,662,411.86		
Cash Dividends and Income	16,695.30	162,908.53		



Account Statement - Transaction Summary

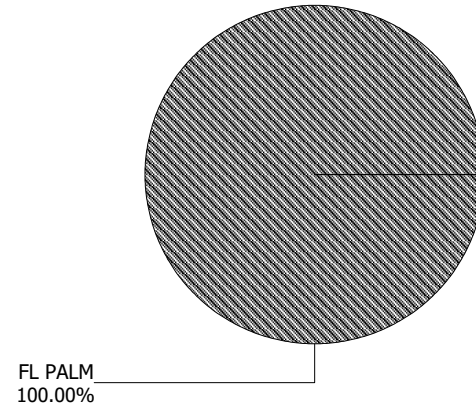
For the Month Ending **July 31, 2024**

City of Doral - OPEB Fund - [REDACTED]

FL PALM	
Opening Market Value	2,125,889.01
Purchases	9,735.36
Redemptions	0.00
Unsettled Trades	0.00
Change in Value	0.00
Closing Market Value	\$2,135,624.37
Cash Dividends and Income	9,735.36

Asset Summary		
	July 31, 2024	June 30, 2024
FL PALM	2,135,624.37	2,125,889.01
Total	\$2,135,624.37	\$2,125,889.01

Asset Allocation





Account Statement

For the Month Ending **July 31, 2024**

City of Doral - OPEB Fund - [REDACTED]

Trade Date	Settlement Date	Transaction Description	Share or Unit Price	Dollar Amount of Transaction	Total Shares Owned
FL PALM					
Opening Balance					2,125,889.01
07/31/24	08/01/24	Accrual Income Div Reinvestment - Distributions	1.00	9,735.36	2,135,624.37
Closing Balance					2,135,624.37

	Month of July	Fiscal YTD October-July
Opening Balance	2,125,889.01	2,040,629.21
Purchases	9,735.36	94,995.16
Redemptions (Excl. Checks)	0.00	0.00
Check Disbursements	0.00	0.00
Closing Balance	2,135,624.37	2,135,624.37
Cash Dividends and Income	9,735.36	94,995.16

Closing Balance	2,135,624.37
Average Monthly Balance	2,126,203.05
Monthly Distribution Yield	5.39%