



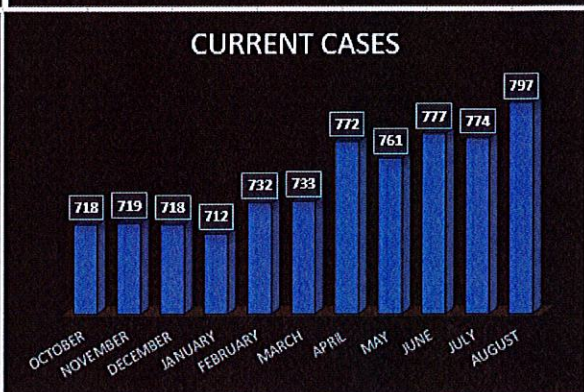
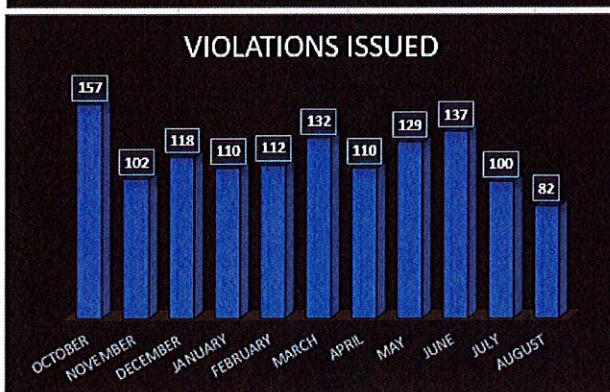
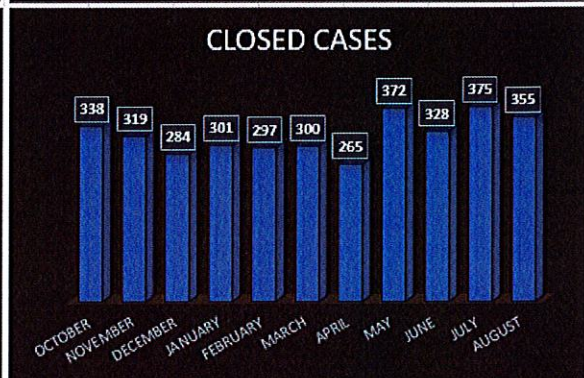
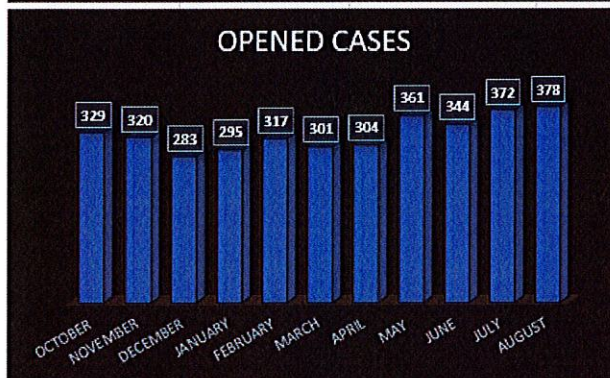
Monthly Department Report

CODE COMPLIANCE



August 2024

Department Stats/ Key Performance Indicators





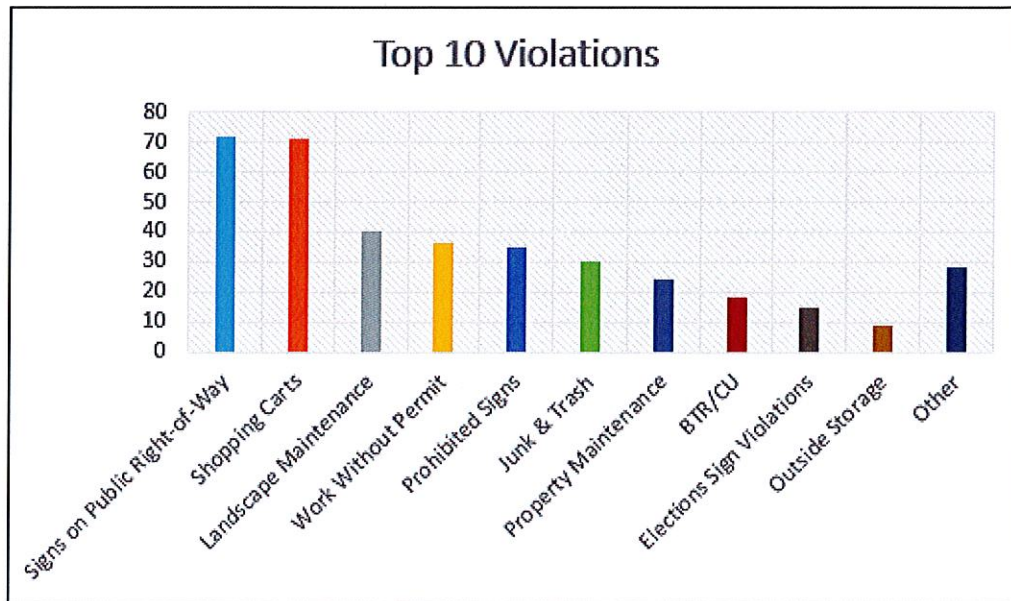
Monthly Department Report

CODE COMPLIANCE



Top 10 Violations

VIOLATION	# OF CASES	%
Signs on Public Right-of-Way	72	19
Shopping Carts	71	19
Landscape Maintenance	40	11
Work Without Permit	36	9.5
Prohibited Signs	35	9.3
Junk & Trash	30	7.9
Property Maintenance	24	6.3
BTR/CU	18	4.8
Elections Sign Violations	15	4
Outside Storage	9	2.4
Other	28	7.4
TOTAL CASES	378	100



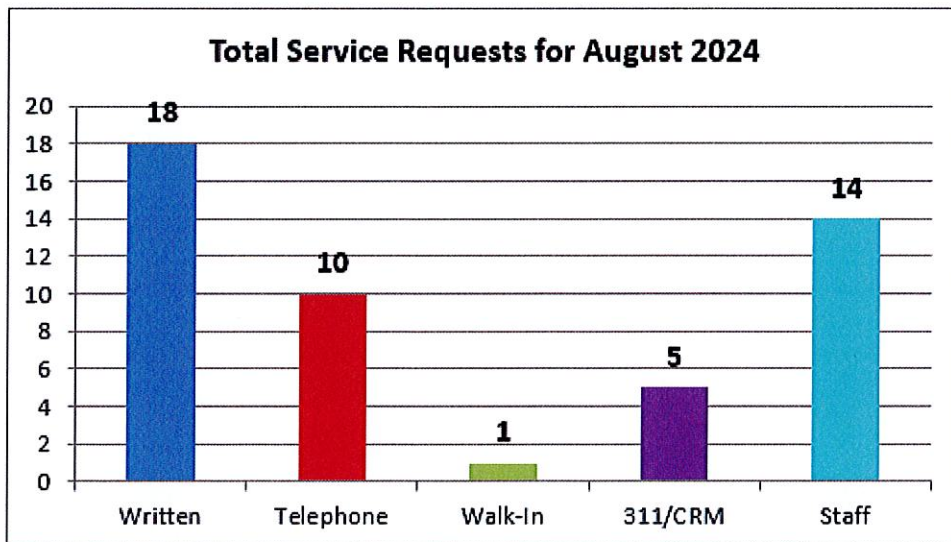
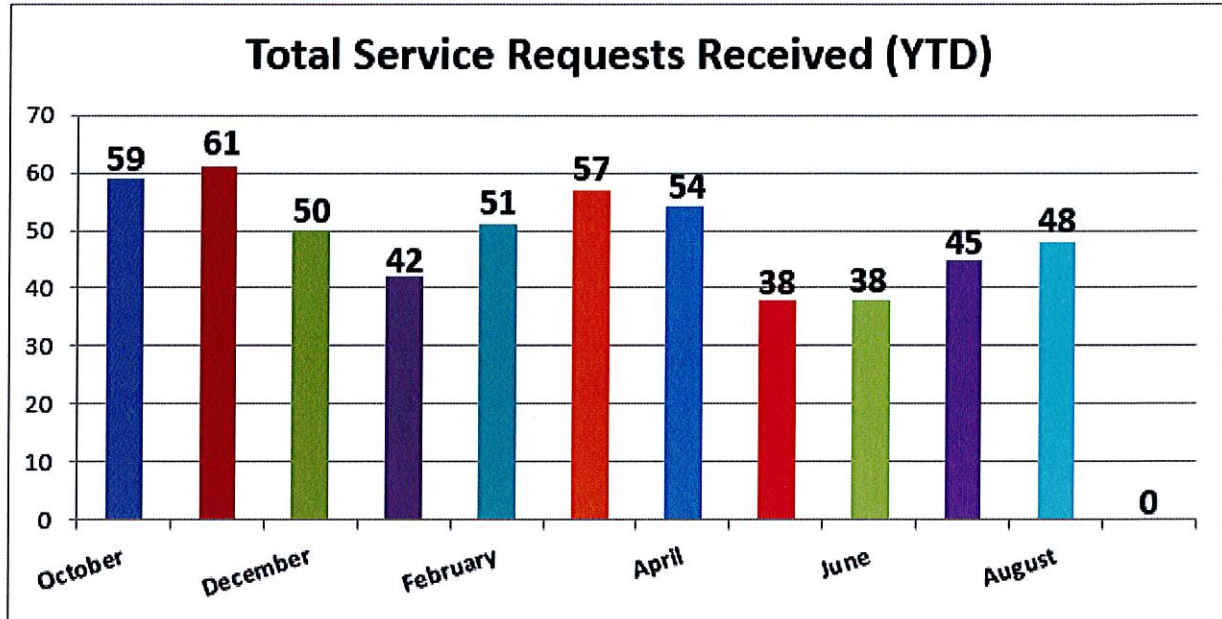


Monthly Department Report

CODE COMPLIANCE



Service Requests





Monthly Department Report

CODE COMPLIANCE



Complaint Types

Complaint Type	Number	%
WWP	12	25
BTR/CU	4	8.3
Property Maintenance	3	6.3
Food Truck	3	6.3
Junk & Trash	3	6.3
Odor	3	6.3
Noise	2	4.2
Stormwater Drainage	2	4.2
Dumpster Regulations	2	4.2
Mold	2	4.2
Short-Term Rental	2	4.2
Landscape Maintenance	2	4.2
Tree	1	2.1
Animal Provision	1	2.1
Illegal Dumping	1	2.1
Expired Permit	1	2.1
Fence	1	2.1
Light Nuisance	1	2.1
Multi-Family	1	2.1
Sign Maintenance	1	2.1
TOTAL CASES	48	100

Noise Call Break Down	Number	%
Proactive	0	0
Public Write-Ins/ Tel.	2	100
311s	0	0
Police Referrals	0	0
TOTAL CASES	2	100



Monthly Department Report

CODE COMPLIANCE



Revenue

2023-2024 Lien Searches Total & Revenue				
Month	Total Lien Searches	Total Revenue	Fiscal Year Total YTD	Date Range
October	160	\$ 13,600.00	\$ 13,600.00	31
November	216	\$ 18,360.00	\$ 31,960.00	30
December	112	\$ 9,520.00	\$ 41,480.00	31
January	127	\$ 10,795.00	\$ 52,275.00	31
February	160	\$ 13,600.00	\$ 65,875.00	29
March	142	\$ 12,070.00	\$ 77,945.00	31
April	172	\$ 14,620.00	\$ 92,565.00	30
May	148	\$ 12,580.00	\$ 105,145.00	31
June	186	\$ 15,810.00	\$ 120,955.00	30
July	161	\$ 13,685.00	\$ 134,640.00	31
August	144	\$ 12,240.00	\$ 146,880.00	31

2023-2024 Default Property Mortgage Registration Total & Revenue				
Month	Total Registrations	Total Revenue	Fiscal Year Total YTD	Days
October	17	\$ 3,400.00	\$ 3,400.00	31
November	13	\$ 2,600.00	\$ 6,000.00	30
December	7	\$ 1,400.00	\$ 7,400.00	31
January	5	\$ 1,000.00	\$ 8,400.00	31
February	4	\$ 800.00	\$ 9,200.00	29
March	6	\$ 1,200.00	\$ 10,400.00	31
April	11	\$ 2,200.00	\$ 12,600.00	30
May	6	\$ 1,200.00	\$ 13,800.00	31
June	6	\$ 1,200.00	\$ 15,000.00	30
July	4	\$ 800.00	\$ 15,800.00	31
August	6	\$ 1,200.00	\$ 17,000.00	31



Monthly Department Report

CODE COMPLIANCE



Administration

N/A

Events

- Assistant Director coordinated meeting with Doral Isles residents who were concerned about ongoing case with restaurant in their clubhouse. City Manager, Chief Licensing Clerk and Code Compliance Director had the opportunity to speak to them as well.
- Director attended and testified in court proceeding for City of Doral vs local nightclub case.
- Department held monthly Special Magistrate hearing for the month of August where eleven cases were successfully presented.
- Training & Outreach Officer had a table for the department at “National Night Out” event to pass out informational flyers to the public.
- Department presented LA Fitness with the Keep Doral Beautiful Business Award for the month of August at the morning council meeting.
- Code Compliance Officer worked the Doral Central Park Grand Opening to address any unpermitted vendors and assist with enforcement of park rules.
- Field Supervisors met with Miami Dade County Code Compliance to train them in using IG Enforce & IG Inspect apps for their upcoming transition.
- Nine code compliance members attended SFACE Training for Animal Cruelty.
- Assistant Director along with Building Official and Building Director met with members of HOA board regarding lake maintenance in Islands at Doral community.

Sponsors

N/A