

**RESOLUTION NO. 14-83**

**A RESOLUTION OF THE MAYOR AND THE CITY COUNCIL OF THE CITY OF DORAL, FLORIDA AUTHORIZING THE CITY MANAGER TO NEGOTIATE AND ENTER INTO AN AGREEMENT WITH HARDESTY AND HANOVER, LLC., FOR THE PROVISION OF SUSTAINABLE PROGRAM SERVICES IN AN AMOUNT NOT TO EXCEED \$39,151.21; AND PROVIDING FOR AN EFFECTIVE DATE**

**WHEREAS**, in 2009, the City of Doral adopted the Green Master Plan for the benefit of the citizens of the Doral; and

**WHEREAS**, in 2011, the Green Element was amended to the City's Comprehensive Plan to provide purpose and guidance in adapting and incorporating practices that help reduce greenhouse gas emissions and increase climate protection; and

**WHEREAS**, the City of Doral has the need to establish measures, verify, and report (Data Management) all green programs to provide progress reports that verify effectiveness and quantify results; and

**WHEREAS**, Hardesty and Hanover, LLC., is a prequalified provider of professional services selected in accordance with Consultant Competitive Negotiation Act (CCNA) requirements and approved by the City Council in September 2011. Following a review of the experience and qualification for the pool of prequalified firms, it was determined that Hardesty and Hanover, LLC., has relevant experience to implement the Sustainable Program; in an amount not to exceed \$39,151.21

**NOW, THEREFORE, BE IT RESOLVED BY THE CITY COUNCIL OF THE CITY OF DORAL AS FOLLOWS:**

**Section 1. Recitals.** The above recitals are true and correct and incorporated herein.

**Section 2. Approval.** The City Council of the City of Doral hereby approves to issue a Work Order to Hardesty & Hanover, LLC., for the provision of the scope of services as per Exhibit "A" for an amount not to exceed \$39,151.21.

**Section 3. Effective Date.** This Resolution shall take effect immediately upon adoption.

By unanimous consensus of the City Council, the item was approved

Mayor Luigi Boria	Aye
Vice Mayor Christi Fraga	Aye
Councilwoman Ana Maria Rodriguez	Aye
Councilwoman Bettina Rodriguez Aguilera	Aye
Councilwoman Sandra Ruiz	Aye


PASSED and ADOPTED this 11 day of June, 2014

  
\_\_\_\_\_  
LUIGI BORIA, MAYOR

ATTEST:

  
\_\_\_\_\_  
BARBARA HERRERA, CITY CLERK

APPROVED AS TO FORM AND LEGAL SUFFICIENCY  
FOR THE USE AND RELIANCE OF THE CITY OF DORAL ONLY:

  
\_\_\_\_\_  
WEISS, SEROTA, HELFMAN, PASTORIZA  
COLE AND BONISKE  
CITY ATTORNEY

# EXHIBIT “A”

May 16, 2014

Ms. Dulce Pantaleon, MPA  
Public Works Project Coordinator  
City of Doral  
8401 NW 53<sup>rd</sup> Street, 2<sup>nd</sup> Floor  
Doral, FL 33166

**RE: General Engineering and Architectural Services Contract (RFQ 2011-11)  
Work Order #11 Fee Proposal:**

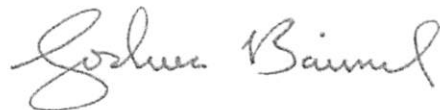
- **Providing Sustainability Services**

Dear Ms. Pantaleon,

Attached with this correspondence, please find the proposed Scope of Services and related Fee Proposal for the above-referenced Work Order associated with Hardesty & Hanover, LLC's "General Engineering and Architectural Services" contract. **This work order shall be administered by one of our firm's sub-consultants, CB&I, Inc. (formerly known as Shaw Environmental, Inc.),** as indicated in the attached documents.

The estimated fee for this Work Order is \$39,151.21. Upon review of the attached documentation, please feel free to contact me with any comments or questions you may have. Once an official Work Order has been prepared, please send it to my attention for my signature. Thank you very much, and our Team is eager to begin providing the City of Doral with superior service on this assignment.

Best regards,



Joshua Baimel, P.E.  
Highway Engineering Department Manager  
Hardesty & Hanover, LLC

Attachments:

1. Scope of Services/Fee Proposal (by CB&I, Inc.)
2. Staff Hour/Fee Proposal for Hardesty & Hanover, LLC
3. Staff Hour/Fee Proposal for CB&I, Inc.

cc: Ms. Jordanna Rubin (CB&I, Inc)



CB&I  
14350 Commerce Way  
Miami Lakes, Florida 33016  
Tel: (305) 818-1888  
Fax: (305) 231-7403

May 1, 2014

Mr. Joshua Baimel  
Hardesty & Hanover  
10305 NW 41 Street, Suite 204  
Miami, FL 33178

**Subject: Sustainability Services**

Dear Mr. Baimel:

CB&I Environmental & Infrastructure, Inc. ("CB&I"), f/k/a Shaw Environmental, Inc., is pleased to submit this proposal for sustainability services for the City of Doral. Our scope of work will include a phased approach with the following tasks:

1. Develop a consumption baseline for energy, water, fuel, waste, and Greenhouse Gas (GHG) emissions.
2. Identify current sustainability efforts and make recommendations for future projects to reduce consumption and emissions. This task will also align each initiative with existing sustainability goals.
3. Develop an implementation and monitoring framework for sustainability initiatives.

### **Scope of Services.**

#### **Task 1. Consumption Baseline and GHG Inventory**

The CB&I Project Team will conduct an initial kick-off meeting with City representatives to:

1. Review any information already collected by the City;
2. Discuss the procedures we propose to follow;
3. Discuss the types and sources and data we will need to collect;
4. Establish a master asset list for the City;
5. Obtain contact information for sources of emissions data; and
6. Discuss all other relevant inventory development issues.

#### ***1a. Data Collection***

One of the first steps is for CB&I to obtain from the City a comprehensive list of all of the City's assets. From this list, organizational boundaries of all GHG emissions-producing assets will be determined. The City inventory will include the following pre-defined local government sectors as applicable to the City: buildings and other facilities, streetlights and traffic signals, water delivery facilities, wastewater facilities, vehicle fleet, transit fleet, power generation facilities, solid waste facilities and other process and fugitive emissions. Targeted information will consist of all Scope 1 direct emissions sources (stationary combustion, mobile combustion, process emissions and fugitive emissions) and Scope 2 indirect emissions sources (purchased power, steam, heating or cooling).

### **1b. Data Management**

As data is received, CB&I will review and 'quality assure' the data with respect to completeness, accuracy, consistency, traceability and documentation. In the event the data is either not of the content or form specified or not forthcoming at all, CB&I will work with the City to leverage its position as the 'customer' of said services and assist CB&I in the collection process. Following a cursory 'norms' analysis to identify any outlier, unusual, and/or unexplained data, CB&I will attempt to resolve any issues with data contributors. In the event that accurate data is not readily available after a total of two iterations, CB&I will use surrogate data approaches and/or well-reasoned engineering assumptions to account for particular sources to assure inventory completeness. For example, where actual purchased power or fuel consumption records are not available, CB&I will estimate data using proxy year data for that source or comparable facility and square footage data. The data will be compiled into a suitable format for disclosure that will be appended to the inventory report. All data sources, contacts, collection methodologies, surrogate data estimation methodologies, assumptions and anomalies will be fully documented for maximum transparency.

### **1c. Energy, Water, Fuel, & Waste Baseline**

CB&I will calculate the City's baseline consumption for energy, water, fuel and waste based on major end uses including facilities (buildings), information technology data centers, vehicles (fleet), traffic signals, other transportation facilities, and park lighting. As much as possible, calculations for the City jurisdiction will be made by sector uses.

CB&I will develop a baseline for projecting future consumption and cost going forward based on things such as growth, increased commodity costs, project census data, building permits, any municipal capital improvements, and any conservation and efficiency reduction projects. Our approach is based on our standard utility bill and consumption analysis that is typically performed for energy management programs or facility energy audits.

### **1d. GHG Emissions Inventory**

CB&I will develop a GHG emissions inventory for the City using the agreed upon base year. The GHG inventory will use The Climate Registry (TCR) General Reporting Protocol (Version 2.0) and appropriate emission factors will be selected to quantify GHG contributions of the six Kyoto gases (i.e., CO<sub>2</sub>, CH<sub>4</sub>, N<sub>2</sub>O, HFCs, PFCs and SF<sub>6</sub>), as applicable.

### **1e. Baseline and Inventory Report**

A draft baseline and inventory report will be prepared that details the approach and results of the City inventory and provides a summary of the baseline consumption data. Boundaries will be clearly defined in terms of scopes, sectors, sources and GHGs. The inventory report will include a listing of all activity data, data sources, contacts, collection methodologies, data quality tiers, surrogate data estimation methodologies, emission factors, equations, assumptions, and anomalies. All supporting documentation and files, including raw data and output reports, will be appended to the report in electronic and hard-copy formats. The report will be written in such a way as to provide the City with guidance and a plan to institutionalize the collection, calculation and maintenance of GHG data and the methodologies, documentation, and reporting of a high quality inventories in future years. Specific data

collection requirements as well as roles and responsibilities of various City departments will be included. Upon review of the report by the City, CB&I will provide a final report incorporating any modifications or changes.

### **Task 2. GAP Analysis and Identification of Sustainability Opportunities**

CB&I will work with the City to gather and review any current city sustainability activities to help establish ongoing metrics used to measure their effectiveness. This will include a review and analysis of the goals, strategies and actions identified in the City's Green Master Plan (dated February 11, 2008). As part of this task, CB&I will identify any shortfalls to meeting the reduction goals and obstacles and strategies for overcoming barriers, which may include policy or administrative actions, local and state legislative actions and intergovernmental initiatives.

After analyzing all relevant and available information, CB&I will develop a preliminary list of possible sustainability opportunities and projects that will help further reduce consumption and emissions. Each project will be analyzed and prioritized based on a ROI, cost, savings, and alignment with the Green Master Plan goals.

**Deliverables:** The deliverable for this task will include a tabular overview of current and proposed sustainability projects, cross-referenced with the City's sustainability goals. CB&I will coordinate a conference call to review the findings from this task.

### **Task 3. Develop an Implementation and Monitoring Framework**

CB&I will develop a framework for implementing, monitoring, and evaluating existing sustainability initiatives along with future proposed projects over the short-, mid-, and long-term. The implementation framework will not only establish a timeframe for implementation, but will identify responsible parties, and establish priorities. The framework will also establish a process for monitoring and reporting the success of the sustainability programs over the long-term.

CB&I will also address management system issues to ensure that activities and results are being tracked and recorded. Activities in this task include:

- Provide a list of the types of products or services needed to implement a selected strategy or project
- Identify additional funding sources or strategies to show how actions will be sustained beyond the grant period.
- Create a template to capture required information to identify and report on the progress of any projects implemented after the strategy is approved
- Recommend a supplemental system or off-the-shelf application to augment the City's existing system.

**Deliverables:** Deliverables for this task will include a summary identifying the framework for monitoring and implementing the City's sustainability program. CB&I will coordinate a conference call to review the findings from this task.

Budget


Our proposed fee to complete the scope of services is \$37,889.00. Fees would be invoiced on a time and materials basis. The proposed services would be performed under the agreed upon terms and conditions in the Agreement between Hardesty & Hanover, LLC and Shaw Environmental, Inc. dated January 26, 2012, whereby the parties agreed that CB&I would perform professional services for H&H under its Agreement with the City of Doral to provide General Engineering/Architecture Services.

Additional services, such as attendance at additional meetings (as requested by the City), can be provided with an adjustment to the proposed fee.

We look forward to working with you on this project, and appreciate your consideration to provide these services. If you have any questions on our proposal, please contact me at (305) 439-5734.

Very truly yours,

**CB&I Environmental & Infrastructure, Inc.**  
**f/k/a Shaw Environmental, Inc.**



**Jordanna Rubin, LEED AP O+M, ENV SP**  
**Client Program Manager**



	Rate	Task 1: GHG & Baseline		Task 2: GAP Analysis and Opportunities		Task 3: Implementation and Monitoring		Total	
Engineer 2	\$ 92.00	95	\$ 8,740.00	55	\$ 5,060.00	20	\$ 1,840.00	170	\$ 15,640.00
Client Program Manager 1	\$ 139.00	60	\$ 8,340.00	40	\$ 5,560.00	35	\$ 4,865.00	135	\$ 18,765.00
Client Program Manager 2	\$ 157.00	12	\$ 1,884.00	-	\$ -	-	\$ -	12	\$ 1,884.00
<b>Total Labor</b>		<b>167</b>	<b>\$ 18,964.00</b>	<b>106</b>	<b>\$ 10,620.00</b>	<b>66</b>	<b>\$ 6,705.00</b>	<b>358</b>	<b>\$ 36,289.00</b>
<b>Total Expenses</b>		<b>\$</b>	<b>800.00</b>	<b>\$</b>	<b>-</b>	<b>\$</b>	<b>800.00</b>	<b>\$</b>	<b>1,600.00</b>
<b>Total Price</b>		<b>\$</b>	<b>19,764.00</b>	<b>\$</b>	<b>10,620.00</b>	<b>\$</b>	<b>7,505.00</b>	<b>\$</b>	<b>37,889.00</b>

Name of Consultant

**Project Information Sheet**

**Financial Project Identification Number:** RFO 2011 11 **Federal Aid Project Identification Number:** N/A

**Name of Prime / Subconsultant:** Hardesty & Hanover (Prime)/ CB&I, Inc. (Sub) **County:** Miami-Dade

**Project Description:** WO#11 - Sustainability Services

**Begin Milepost:** \_\_\_\_\_ **End Milepost:** \_\_\_\_\_ **Project Length:** \_\_\_\_\_ Miles

**Number of Lanes:** \_\_\_\_\_ **Typical Section:** \_\_\_\_\_ (Urban / Rural / Int.) **Lane Configuration:** \_\_\_\_\_ (Divided / Undivided)

**Project Type:** \_\_\_\_\_ (Minor / Major) **Access Management Classification:** \_\_\_\_\_ **Roadway Classification:** \_\_\_\_\_ (NHS/FIHS/Off Sys.):

**CAP Level:** \_\_\_\_\_ **TCP Level:** \_\_\_\_\_ **Survey Level:** \_\_\_\_\_

**Variances:**

1. _____	<b>Exceptions: 1.</b> _____
2. _____	2. _____
3. _____	3. _____
4. _____	4. _____
5. _____	5. _____

**Proposed Design Contract Time:** \_\_\_\_\_ months

**Project Preliminary Design Specifics:**

Roadway	_____	<===Roadway Plan Type (Plan/Profile, Plan Only, etc.)
Drainage	_____	<===Number of Drainage Structures
Utility Coordination	_____	<===Number of Effected Utilities
Structures - Bridges	_____	<=== Bridge Structures? (Y/N, number)
Structures - Retaining Walls	_____	<=== Retaining Walls? (Y/N, number)
Structures - Misc. Structures	_____	<=== Miscellaneous Structures? (Y/N, number)
Permits	_____	<===Permits Required (WMD, ACOE, Local Permits, etc.)
Signing and Pavement Marking	_____	<===Signing & Pavement Marking Plans Required? (Y / N)
Signalization Intersections	_____	<===Number of Intersections Requiring Signals:
Non-Signalized Intersections	_____	<===Number of Non-Signalized Intersections
Traffic Control	_____	<===Number of phases requiring detailed phase drawings
Landscaping	_____	<===Landscaping Plans Required? (Y / N)
Right-of-Way	_____	<===Right Of Way Plans Required? (Y / N)
Lighting	_____	<===Lighting Plans Required? (Y / N)
Architecture	_____	<===Architectural Plans Required? (Y / N)
Geotech	_____	<===Geotechnical Consultant Services Required? (Y / N)
Survey	_____	<===Survey Consultant Services Required? (Y / N)
JPAs	_____	<===JPAs Prepared by Consultant? (Y / N, if so how many?)
Mitigation Plan	_____	<===Mitigation Plans Required? (Y / N)
Noise Barriers	_____	<===Noise Walls Plans Required? (Y / N)
Specifications Package	_____	<===Specifications Package to be Prepared by Consultant? (Y / N)

**ESTIMATE OF WORK EFFORT FOR TECHNICAL PROPOSALS - FIRM TOTAL**

Financial Project Number: RFQ 2011-11  
 FAP Number: N/A

Project Name: WO#11 - Sustainability Services  
 Date: 5/20/2014  
 Name of Consultant: Hardesty & Hanover (Prime) CB&I, Inc.

WORK ACTIVITY	Hours from "Summary" sheet		EMPLOYEE CLASSIFICATION											TOTAL STAFF HOURS		ON CADD	
	Fem	Total	Chief Engineer	Project Manager	Senior Engineer	Project Engineer	Engineering Intern	Architectural	Secretary/Clerical	Staff Classification 8	Staff Classification 9	Staff Classification 10	Staff Classification 11	Staff Classification 12	RANGE		
	Hours	Hours	Hours	Hours	Hours	Hours	Hours	Hours	Hours	Hours	Hours	Hours	Hours	Hours	PERCENT		
3. Project General and Project Common Tasks	0	0	7	0	0	0	0	0	1	0	0	0	0	0	0	8	9
4. Roadway Analysis	0	0	0	0	0	0	0	0	0	0	0	0	0	0	0	0	0
5. Roadway Plans	0	0	0	0	0	0	0	0	0	0	0	0	0	0	0	0	0
6. Drainage Analysis	0	0	0	0	0	0	0	0	0	0	0	0	0	0	0	0	0
7. Utilities	0	0	0	0	0	0	0	0	0	0	0	0	0	0	0	0	0
8. Environmental Permits, Compliance & Clearances	0	0	0	0	0	0	0	0	0	0	0	0	0	0	0	0	0
9. Structures - Misc. Tasks, Dwg. Non-Tech	0	0	0	0	0	0	0	0	0	0	0	0	0	0	0	0	0
10. Structures - Bridge Development Report	0	0	0	0	0	0	0	0	0	0	0	0	0	0	0	0	0
11. Structures - Temporary Bridge	0	0	0	0	0	0	0	0	0	0	0	0	0	0	0	0	0
12. Structures - Short Span Concrete Bridge	0	0	0	0	0	0	0	0	0	0	0	0	0	0	0	0	0
13. Structures - Medium Span Concrete Bridge	0	0	0	0	0	0	0	0	0	0	0	0	0	0	0	0	0
14. Structures - Structural Steel Bridge	0	0	0	0	0	0	0	0	0	0	0	0	0	0	0	0	0
15. Structures - Segmental Concrete Bridge	0	0	0	0	0	0	0	0	0	0	0	0	0	0	0	0	0
16. Structures - Movable Span	0	0	0	0	0	0	0	0	0	0	0	0	0	0	0	0	0
17. Structures - Retaining Walls	0	0	0	0	0	0	0	0	0	0	0	0	0	0	0	0	0
18. Structures - Miscellaneous	0	0	0	0	0	0	0	0	0	0	0	0	0	0	0	0	0
19. Signing & Pavement Marking Analysis	0	0	0	0	0	0	0	0	0	0	0	0	0	0	0	0	0
20. Signing & Pavement Marking Plans	0	0	0	0	0	0	0	0	0	0	0	0	0	0	0	0	0
21. Signalization Analysis	0	0	0	0	0	0	0	0	0	0	0	0	0	0	0	0	0
22. Signalization Plans	0	0	0	0	0	0	0	0	0	0	0	0	0	0	0	0	0
23. Lighting Analysis	0	0	0	0	0	0	0	0	0	0	0	0	0	0	0	0	0
24. Lighting Plans	0	0	0	0	0	0	0	0	0	0	0	0	0	0	0	0	0
25. Landscape Architecture Analysis	0	0	0	0	0	0	0	0	0	0	0	0	0	0	0	0	0
26. Landscape Architecture Plans	0	0	0	0	0	0	0	0	0	0	0	0	0	0	0	0	0
27. Survey (Field & Office Support)	0	0	0	0	0	0	0	0	0	0	0	0	0	0	0	0	0
28. Photogrammetry	0	0	0	0	0	0	0	0	0	0	0	0	0	0	0	0	0
29. Mapping	0	0	0	0	0	0	0	0	0	0	0	0	0	0	0	0	0
30. Geotechnical	0	0	0	0	0	0	0	0	0	0	0	0	0	0	0	0	0
31. Architecture Development	0	0	0	0	0	0	0	0	0	0	0	0	0	0	0	0	0
32. Noise Barriers Impact Design Assessment	0	0	0	0	0	0	0	0	0	0	0	0	0	0	0	0	0
33. Intelligent Transportation Systems Analysis	0	0	0	0	0	0	0	0	0	0	0	0	0	0	0	0	0
34. Intelligent Transportation Systems Plans	0	0	0	0	0	0	0	0	0	0	0	0	0	0	0	0	0
<b>TOTALS</b>	<b>0</b>	<b>0</b>	<b>7</b>	<b>0</b>	<b>0</b>	<b>0</b>	<b>0</b>	<b>0</b>	<b>1</b>	<b>0</b>	<b>0</b>	<b>0</b>	<b>0</b>	<b>0</b>	<b>0</b>	<b>8</b>	<b>9</b>

**Notes:**  
 1. The worksheet provides the distribution of a firm's total staff hours for a project.  
 2. Percentages for staff hour distribution by classification are entered below in rows 56 to 64 of this sheet.  
 3. Total Staff Hours (column P) may not match staff hours from Summary worksheet (column C) due to rounding. Staff hours calculated for employee classifications are to be adjusted so totals in columns C and P match.  
 4. Formulas under "Total Staff Hours Range" (columns P & Q) may be adjusted to provide desired range.

**Field Survey Estimate:**  
 0 4-man crew days

**FIRM TOTAL**      8      9

**ESTIMATE OF WORK EFFORT FOR TECHNICAL PROPOSALS - FIRM TOTAL**

Financial Project Number: RFQ 2011-11

Project Name/WO#11 - Sustainability Services

FAP Number: N/A

Date: 5/20/2014

Name of Consultant: Hardisty & Hanover (Ptnrs) CB&I, Inc.

Staff Hour Distribution Percentages - Firm Total															
	Hours from Summary Sheet Firm Total	Chief Engineer	Project Manager	Senior Engineer	Project Engineer	Engineering Intern	CADD/Computer Technician	Secretary/Clerical	Staff Classification 8	Staff Classification 9	Staff Classification 10	Staff Classification 11	Staff Classification 12	Total	
3. Project General and Project Common Tasks	8	0.0%	50.0%	0.0%	0.0%	0.0%	0.0%	0.0%	0.0%	0.0%	0.0%	0.0%	0.0%	100.00%	
4. Roadway Analysis	0	0.0%	0.0%	0.0%	0.0%	0.0%	0.0%	0.0%	0.0%	0.0%	0.0%	0.0%	0.0%	0.00%	
5. Roadway Plans	0	0.0%	0.0%	0.0%	0.0%	0.0%	0.0%	0.0%	0.0%	0.0%	0.0%	0.0%	0.0%	0.00%	
6. Drainage Analysis	0	0.0%	0.0%	0.0%	0.0%	0.0%	0.0%	0.0%	0.0%	0.0%	0.0%	0.0%	0.0%	0.00%	
7. Utilities	0	0.0%	0.0%	0.0%	0.0%	0.0%	0.0%	0.0%	0.0%	0.0%	0.0%	0.0%	0.0%	0.00%	
8. Environmental Permits, Compliance & Clearances	0	0.0%	0.0%	0.0%	0.0%	0.0%	0.0%	0.0%	0.0%	0.0%	0.0%	0.0%	0.0%	0.00%	
9. Structures - Misc. Tasks, Dwg. Non-Tech.	0	0.0%	0.0%	0.0%	0.0%	0.0%	0.0%	0.0%	0.0%	0.0%	0.0%	0.0%	0.0%	0.00%	
10. Structures - Bridge Development Report	0	0.0%	0.0%	0.0%	0.0%	0.0%	0.0%	0.0%	0.0%	0.0%	0.0%	0.0%	0.0%	0.00%	
11. Structures - Temporary Bridge	0	0.0%	0.0%	0.0%	0.0%	0.0%	0.0%	0.0%	0.0%	0.0%	0.0%	0.0%	0.0%	0.00%	
12. Structures - Short Span Concrete Bridge	0	0.0%	0.0%	0.0%	0.0%	0.0%	0.0%	0.0%	0.0%	0.0%	0.0%	0.0%	0.0%	0.00%	
13. Structures - Medium Span Concrete Bridge	0	0.0%	0.0%	0.0%	0.0%	0.0%	0.0%	0.0%	0.0%	0.0%	0.0%	0.0%	0.0%	0.00%	
14. Structures - Structural Steel Bridge	0	0.0%	0.0%	0.0%	0.0%	0.0%	0.0%	0.0%	0.0%	0.0%	0.0%	0.0%	0.0%	0.00%	
15. Structures - Segmental Concrete Bridge	0	0.0%	0.0%	0.0%	0.0%	0.0%	0.0%	0.0%	0.0%	0.0%	0.0%	0.0%	0.0%	0.00%	
16. Structures - Movable Span	0	0.0%	0.0%	0.0%	0.0%	0.0%	0.0%	0.0%	0.0%	0.0%	0.0%	0.0%	0.0%	0.00%	
17. Structures - Retaining Walls	0	0.0%	0.0%	0.0%	0.0%	0.0%	0.0%	0.0%	0.0%	0.0%	0.0%	0.0%	0.0%	0.00%	
18. Structures - Miscellaneous	0	0.0%	0.0%	0.0%	0.0%	0.0%	0.0%	0.0%	0.0%	0.0%	0.0%	0.0%	0.0%	0.00%	
19. Signing & Pavement Marking Analysis	0	0.0%	0.0%	0.0%	0.0%	0.0%	0.0%	0.0%	0.0%	0.0%	0.0%	0.0%	0.0%	0.00%	
20. Signing & Pavement Marking Plans	0	0.0%	0.0%	0.0%	0.0%	0.0%	0.0%	0.0%	0.0%	0.0%	0.0%	0.0%	0.0%	0.00%	
21. Signalization Analysis	0	0.0%	0.0%	0.0%	0.0%	0.0%	0.0%	0.0%	0.0%	0.0%	0.0%	0.0%	0.0%	0.00%	
22. Signalization Plans	0	0.0%	0.0%	0.0%	0.0%	0.0%	0.0%	0.0%	0.0%	0.0%	0.0%	0.0%	0.0%	0.00%	
23. Lighting Analysis	0	0.0%	0.0%	0.0%	0.0%	0.0%	0.0%	0.0%	0.0%	0.0%	0.0%	0.0%	0.0%	0.00%	
24. Lighting Plans	0	0.0%	0.0%	0.0%	0.0%	0.0%	0.0%	0.0%	0.0%	0.0%	0.0%	0.0%	0.0%	0.00%	
25. Landscape Architecture Analysis	0	0.0%	0.0%	0.0%	0.0%	0.0%	0.0%	0.0%	0.0%	0.0%	0.0%	0.0%	0.0%	0.00%	
26. Landscape Architecture Plans	0	0.0%	0.0%	0.0%	0.0%	0.0%	0.0%	0.0%	0.0%	0.0%	0.0%	0.0%	0.0%	0.00%	
27. Survey (Field & Office Support)	0	0.0%	0.0%	0.0%	0.0%	0.0%	0.0%	0.0%	0.0%	0.0%	0.0%	0.0%	0.0%	0.00%	
28. Photogrammetry	0	0.0%	0.0%	0.0%	0.0%	0.0%	0.0%	0.0%	0.0%	0.0%	0.0%	0.0%	0.0%	0.00%	
29. Mapping	0	0.0%	0.0%	0.0%	0.0%	0.0%	0.0%	0.0%	0.0%	0.0%	0.0%	0.0%	0.0%	0.00%	
30. Geotechnical	0	0.0%	0.0%	0.0%	0.0%	0.0%	0.0%	0.0%	0.0%	0.0%	0.0%	0.0%	0.0%	0.00%	
31. Architecture Development	0	0.0%	0.0%	0.0%	0.0%	0.0%	0.0%	0.0%	0.0%	0.0%	0.0%	0.0%	0.0%	0.00%	
32. Noise Barriers Impact Design Assessment	0	0.0%	0.0%	0.0%	0.0%	0.0%	0.0%	0.0%	0.0%	0.0%	0.0%	0.0%	0.0%	0.00%	
33. Intelligent Transportation Systems Analysis	0	0.0%	0.0%	0.0%	0.0%	0.0%	0.0%	0.0%	0.0%	0.0%	0.0%	0.0%	0.0%	0.00%	
34. Intelligent Transportation Systems Plans	0	0.0%	0.0%	0.0%	0.0%	0.0%	0.0%	0.0%	0.0%	0.0%	0.0%	0.0%	0.0%	0.00%	

**ESTIMATE OF WORK EFFORT AND COST - PRIME CONSULTANT**

Name of Project: **WO#11 - Sustainability Services**  
 County: **Miami-Dade**  
 FPN: **RFQ 2011-11**  
 FAP No.: **N/A**

Consultant Name: **Hardesty & Hanover (Prime) CB&I, Inc. (Sub)**  
 Consultant No.: **enter consultant's proj. number**  
 Date: **5/20/2014**  
 Estimator: **insert name**

Staff Classification	Hours From "SH Summary - Fee"	Chief Engineer	Project Manager	Senior Engineer	Project Engineer	Engineering Intern	CADD/Computer Technician	Secretary/Clerical	Staff Classification 8	Staff Classification 9	Staff Classification 10	Staff Classification 11	Staff Classification 12	SM By Activity	Salary Cost By Activity	Average Rate Per Task
		\$0.00	\$20.00	\$0.00	\$0.00	\$0.00	\$0.00	\$20.00	\$0.00	\$0.00	\$0.00	\$0.00	\$0.00	\$0.00		
3. Project General and Project Common Tasks	8	0	7	0	0	0	0	1	0	0	0	0	0	8	\$440	\$55.00
4. Roadway Analysis	0	0	0	0	0	0	0	0	0	0	0	0	0	0	\$0	\$0.00
5. Roadway Plans	0	0	0	0	0	0	0	0	0	0	0	0	0	0	\$0	\$0.00
6. Drainage Analysis	0	0	0	0	0	0	0	0	0	0	0	0	0	0	\$0	\$0.00
7. Utilities	0	0	0	0	0	0	0	0	0	0	0	0	0	0	\$0	\$0.00
8. Environmental Permits, Compliance & Clearances	0	0	0	0	0	0	0	0	0	0	0	0	0	0	\$0	\$0.00
9. Structures - Misc. Tasks, Dwg., Non-Tech	0	0	0	0	0	0	0	0	0	0	0	0	0	0	\$0	\$0.00
10. Structures - Bridge Development Report	0	0	0	0	0	0	0	0	0	0	0	0	0	0	\$0	\$0.00
11. Structures - Temporary Bridge	0	0	0	0	0	0	0	0	0	0	0	0	0	0	\$0	\$0.00
12. Structures - Short Span Concrete Bridge	0	0	0	0	0	0	0	0	0	0	0	0	0	0	\$0	\$0.00
13. Structures - Medium Span Concrete Bridge	0	0	0	0	0	0	0	0	0	0	0	0	0	0	\$0	\$0.00
14. Structures - Structural Steel Bridge	0	0	0	0	0	0	0	0	0	0	0	0	0	0	\$0	\$0.00
15. Structures - Segmental Concrete Bridge	0	0	0	0	0	0	0	0	0	0	0	0	0	0	\$0	\$0.00
16. Structures - Movable Span	0	0	0	0	0	0	0	0	0	0	0	0	0	0	\$0	\$0.00
17. Structures - Retaining Walls	0	0	0	0	0	0	0	0	0	0	0	0	0	0	\$0	\$0.00
18. Structures - Miscellaneous	0	0	0	0	0	0	0	0	0	0	0	0	0	0	\$0	\$0.00
19. Signing & Pavement Marking Analysis	0	0	0	0	0	0	0	0	0	0	0	0	0	0	\$0	\$0.00
20. Signing & Pavement Marking Plans	0	0	0	0	0	0	0	0	0	0	0	0	0	0	\$0	\$0.00
21. Signatization Analysis	0	0	0	0	0	0	0	0	0	0	0	0	0	0	\$0	\$0.00
22. Signatization Plans	0	0	0	0	0	0	0	0	0	0	0	0	0	0	\$0	\$0.00
23. Lighting Analysis	0	0	0	0	0	0	0	0	0	0	0	0	0	0	\$0	\$0.00
24. Lighting Plans	0	0	0	0	0	0	0	0	0	0	0	0	0	0	\$0	\$0.00
25. Landscape Architecture Analysis	0	0	0	0	0	0	0	0	0	0	0	0	0	0	\$0	\$0.00
26. Landscape Architecture Plans	0	0	0	0	0	0	0	0	0	0	0	0	0	0	\$0	\$0.00
27. Survey (Field & Office Support)	0	0	0	0	0	0	0	0	0	0	0	0	0	0	\$0	\$0.00
28. Photogrammetry	0	0	0	0	0	0	0	0	0	0	0	0	0	0	\$0	\$0.00
29. Mapping	0	0	0	0	0	0	0	0	0	0	0	0	0	0	\$0	\$0.00
30. Geotechnical	0	0	0	0	0	0	0	0	0	0	0	0	0	0	\$0	\$0.00
31. Architecture Development	0	0	0	0	0	0	0	0	0	0	0	0	0	0	\$0	\$0.00
32. Noise Barriers Impact Design Assessment	0	0	0	0	0	0	0	0	0	0	0	0	0	0	\$0	\$0.00
33. Intelligent Transportation Systems Analysis	0	0	0	0	0	0	0	0	0	0	0	0	0	0	\$0	\$0.00
34. Intelligent Transportation Systems Plans	0	0	0	0	0	0	0	0	0	0	0	0	0	0	\$0	\$0.00
<b>Total Staff Hours</b>	<b>8</b>	<b>0</b>	<b>7</b>	<b>0</b>	<b>0</b>	<b>0</b>	<b>0</b>	<b>1</b>	<b>0</b>	<b>0</b>	<b>0</b>	<b>0</b>	<b>0</b>	<b>8</b>	<b>\$440.00</b>	<b>\$55.00</b>
<b>Total Staff Cost</b>		<b>\$0.00</b>	<b>\$280.00</b>	<b>\$0.00</b>	<b>\$0.00</b>	<b>\$0.00</b>	<b>\$0.00</b>	<b>\$20.00</b>	<b>\$0.00</b>	<b>\$0.00</b>	<b>\$0.00</b>	<b>\$0.00</b>	<b>\$0.00</b>		<b>\$440.00</b>	<b>\$55.00</b>

Survey Field Days by Subconsultant  
 4 - Person Crew

- Notes:  
 1. This sheet to be used by Prime Consultant to calculate the Grand Total fee.  
 2. Manually enter fee from each subconsultant. Unused subconsultant rows may be hidden.

<b>SALARY RELATED COSTS:</b>			
OVERHEAD:	144.12%		\$440.00
OPERATING MARGIN:	76.66%		\$634.04
FCCM (Facilities Capital Cost Money):	0.165%		\$156.40
EXPENSES:	0.27%		\$66
			<b>\$28.91</b>
Survey (Field - # by Prime)	0	4-man crew	\$0.00
		days @	1 day
<b>SUBTOTAL ESTIMATED FEE:</b>			<b>\$1,242.21</b>
Subconsultant: Show Group			\$1,242.21
Subconsultant: Sub 2			\$0.00
Subconsultant: Sub 3			\$0.00
Subconsultant: Sub 4			\$0.00
Subconsultant: Sub 5			\$0.00
Subconsultant: Sub 6			\$0.00
Subconsultant: Sub 7			\$0.00
Subconsultant: Sub 8			\$0.00
Subconsultant: Sub 9			\$0.00
Subconsultant: Sub 10			\$0.00
Subconsultant: Sub 11			\$0.00
Subconsultant: Sub 12			\$0.00
<b>SUBTOTAL ESTIMATED FEE:</b>			<b>\$39,181.21</b>
Geotechnical Field and Lab Testing			\$0.00
<b>SUBTOTAL ESTIMATED FEE:</b>			<b>\$39,181.21</b>
Optional Services			\$0.00
<b>GRAND TOTAL ESTIMATED FEE:</b>			<b>\$39,181.21</b>

**Project Activity 3: Project Common and Project General Tasks**

Estimator:  
Updated 060816

WO#11 - Sustainability Services  
RFQ 2011-11

Task No.	Task	Units	No of Units	Hours/ Unit	Total Hours	Comments
3.1	Public Involvement					
3.1.1	Community Awareness Plan	LS	1	0	0	
3.1.2	Notifications	LS	1	0	0	
3.1.3	Prepare Mailing Lists	LS	1	0	0	
3.1.4	Median Modification Letters	LS	1	0	0	
3.1.5	Driveway Modification Letters	LS	1	0	0	
3.1.6	Newsletters	LS	1	0	0	
3.1.7	Renderings and Fly Throughs	LS	1	0	0	
3.1.8	PowerPoint Presentation	LS	1	0	0	
3.1.9	Public Meeting Preparations	LS	1	0	0	
3.1.10	Public Meeting Attendance/Followup	LS	1	0	0	
3.1.11	MPO Meetings	LS	1	0	0	
3.1.12	Web Site	LS	1	0	0	
<b>3.1 Public Involvement Subtotal</b>					<b>0</b>	
3.2	Joint Project Agreements	EA	0	0	0	
3.3	Specifications Package Preparation	LS	1	0	0	
3.4	Contract Maintenance	LS	1	8	8	
3.5	Value Engineering (Multi-Discipline Team) Review	LS	1	0	0	
3.6	Prime Consultant Project Manager Meetings	LS	1	0	0	See listing below
3.7	Plans Update	LS	1	0	0	

**Project Activity 3: Project Common and Project General Tasks**

Task No.	Task	Units	No of Units	Hours/ Unit	Total Hours	Comments
3.8	Post Design Services	LS	1	0	0	
3.9	Electronic Delivery	LS	1	0	0	
3.10	Other Project General Tasks	LS	1	0	0	
<b>3. Project Common and Project General Tasks Total</b>					<b>8</b>	

**3.6 - List of Project Manager Meetings**

Roadway Analysis	EA	0	0	0
Drainage	EA	0	0	0
Utilities	EA	0	0	0
Environmental	EA	0	0	0
Structures	EA	0	0	0
Signing & Pavement Marking	EA	0	0	0
Signalization	EA	0	0	0
Lighting	EA	0	0	0
Landscape Architecture	EA	0	0	0
Survey	EA	0	0	0
Photogrammetry	EA	0	0	0
ROW & Mapping	EA	0	0	0
Geotechnical	EA	0	0	0
Architecture	EA	0	0	0
Noise Barriers	EA	0	0	0
ITS Analysis	EA	0	0	0
Progress Meetings	EA	0	0	0
Phase Reviews	EA	0	0	0
Field Reviews	EA	0	0	0
<b>Total Project Manager Meetings</b>		<b>0</b>	<b>0</b>	<b>0</b>

**Notes:**

1. If the hours per meeting vary in length (hours) enter the average in the hour/unit column.
2. Do not double count agency meetings between permitting agencies.
3. Project manager meetings are calculated in each discipline sheet and brought forward to column D except for Photogrammetry.